



**COUNTY OF LOS ANGELES  
TREASURER AND TAX COLLECTOR**

Kenneth Hahn Hall of Administration  
500 West Temple Street, Room 437  
Los Angeles, California 90012  
Telephone: (213) 974-2101 Fax: (213) 626-1812  
ttc.lacounty.gov and propertytax.lacounty.gov

**ELIZABETH BUENROSTRO GINSBERG**  
TREASURER AND TAX COLLECTOR

Board of Supervisors  
**HILDA L. SOLIS**  
First District  
**HOLLY J. MITCHELL**  
Second District  
**LINDSEY P. HORVATH**  
Third District  
**JANICE HAHN**  
Fourth District  
**KATHRYN BARGER**  
Fifth District

September 5, 2025

TO: Supervisor Kathryn Barger, Chair  
Supervisor Hilda L. Solis, Chair Pro Tem  
Supervisor Holly J. Mitchell  
Supervisor Janice Hahn  
Supervisor Lindsey P. Horvath

FROM: Elizabeth Buenrostro Ginsberg  
Treasurer and Tax Collector

**SUBJECT: REPORT OF INVESTMENTS FOR THE MONTH OF JULY 2025**

The Report of Investments for the month of July 2025 has been compiled pursuant to the California Government Code and the Treasurer and Tax Collector's Investment Policy.

All investments made during the month of July 2025 were in accordance with the California Government Code and conform to the Treasurer and Tax Collector's Investment Policy.

The attached Schedules A and B summarize important Treasury Pool information. You will find the complete monthly Report of Investments at the following link:

<https://ttc.lacounty.gov/monthly-reports/>

Should you have any questions, please contact me directly or your staff may contact Ms. Damia J. Johnson, Assistant Treasurer and Tax Collector, of my staff at (213) 974-2139 or [djohnson@ttc.lacounty.gov](mailto:djohnson@ttc.lacounty.gov).

EBG:LP:DJJ:CW:mn

**Attachments**

c: Chief Executive Officer  
Executive Officer, Board of Supervisors  
Auditor-Controller  
County Counsel

TREASURER AND TAX COLLECTOR  
REPORT OF INVESTMENTS FOR JULY 2025

Detailed information regarding the pooled and specific portfolios, related earnings, and data required to be disclosed pursuant to statute is shown in the following report attachments.

GENERAL PORTFOLIO SCHEDULES

- A - Portfolio Profiles
- A1 - Credit Quality Distribution and Concentration of Credit Risk
- B - Pooled Surplus Investments (PSI) Earnings Report
- C - Summary Report of Treasurer's Depository Accounts
- D - Treasurer's Activity and Cash Availability for the Next Six-Month Period
- E - Treasurer's Investment Strategy

ATTACHMENTS

- I. Definitions of Securities
  - Detailed descriptions of the major security types invested in by the Treasury
- II. Compliance Report
  - Detailed report of transactions, if any, which deviate from the Treasurer's investment policy
- III. Performance Report
  - Daily portfolio investment balances and monthly averages
- IV. Earnings on Investments (Accrual Basis) Chart
  - Graphic presentation of PSI net earning rates
- V. Net Income for Month
  - Accrual basis net income for month, gross revenue less expenditures

TREASURER AND TAX COLLECTOR  
REPORT OF INVESTMENTS FOR JULY 2025

ATTACHMENTS

- VI. PSI Portfolio Participant Composition
  - Percentage breakdown by participant in the PSI Portfolio
- VII. Composition of PSI Portfolio by Type Chart
  - Graphic presentation of the percentage composition of the PSI Portfolio by major security type
- VIII. Investment Transaction Journal
  - Listing of securities purchased, sold and transferred between portfolios during the month
- IX. Comparison of Investment Cost to Market Value
  - Summary comparison of investment amortized cost to market value by security type
- X. Treasurer Position Compared to Market Value Report
  - Inventory listing of portfolio securities showing amortized cost and market value for each investment
- XI. Trustee and Managed Funds
  - Listing of funds and accounts managed by outside trustees
- XII. Schedule of Floating Rate Securities
  - Inventory listing of portfolio securities where the stated interest rate changes between the purchase date and the maturity date
- XIII. Schedule of Bond Anticipation Notes
  - Inventory listing of Bond Anticipation Notes held by the PSI Portfolio and their current interest rates
- XIV. Inventory Report – Totals Section Security Type Grouping
  - Summary of weighted-average time to maturity by security type

TREASURER AND TAX COLLECTOR  
REPORT OF INVESTMENTS FOR JULY 2025

ATTACHMENTS

XV. Inventory Report – Totals Section Maturity Range Grouping

Summary of the amortized cost value of securities maturing within selected time frames

XVI. Composition of PSI Portfolio by Maturity Chart

Graphic presentation of the percentage composition of the PSI Portfolio by selected maturity ranges

XVII. Pooled Money Investment Board Letter – Treasurer State of California

Summary of State Treasurer's Local Agency Investment Fund (LAIF)

XVIII. Pending Transactions Report

Detailed report of transactions with future settlement dates

**POOLED SURPLUS AND SPECIFIC PURPOSE INVESTMENTS  
AS OF JULY 31, 2025**

**SCHEDULE A**

<u>PORTFOLIO PROFILE</u>	<u>Pooled Surplus Investments</u>	<u>Specific Purpose Investments</u>
Inventory Balance at 07/31/25		
At Cost	\$ 53,278,215,519	\$ 360,982,245
At Market	\$ 51,776,648,198	\$ 339,578,834
Repurchase Agreements	\$ -	\$ -
Reverse Repurchase Agreements	\$ -	\$ -
Composition by Security Type:		
Certificates of Deposit	3.38%	0.00%
United States Government and Agency Obligations	68.13%	87.21%
Bankers Acceptances	0.00%	0.00%
Commercial Paper	28.43%	0.00%
Municipal Obligations	0.06%	0.45%
Corporate and Deposit Notes	0.00%	0.00%
Repurchase Agreements	0.00%	0.00%
Asset-Backed	0.00%	0.00%
Other	0.00%	12.34%
1-60 days	44.31%	23.40%
61 days-1 year	23.49%	55.82%
Over 1 year	32.20%	20.78%
Weighted Average Days to Maturity	577	

**POOLED SURPLUS AND SPECIFIC PURPOSE INVESTMENTS  
AS OF JULY 31, 2025**

**SCHEDULE A1**

The following is a summary of the credit quality distribution and concentration of credit risk by investment type as a percentage of each portfolio's cost at July 31, 2025:

<u>PSI</u>	<u>S&amp;P</u>	<u>Moody's</u>	<u>Fitch</u>	<u>% of Portfolio</u>
Commercial Paper	A-1	P-1	F1	28.43%
Municipals:				
Los Angeles County Securities	AA+	Aa1	AAA	0.06%
Negotiable Certificates of Deposit	A-1	P-1	F1	3.38%
U.S. Agency Securities	AA+	Aaa	AAA	45.26%
U.S. Treasury Securities:				
U.S. Treasury Notes	AA+	Aaa	AA+	4.13%
U.S. Treasury Bills	AA+	Aaa	AA+	18.74%
				<u>100.00%</u>
				<u>100.00%</u>
<u>SPI</u>				
Local Agency Investment Fund	Not Rated	Not Rated	Not Rated	12.34%
Los Angeles County Securities	AAA	Aa1	AAA	0.45%
U.S. Agency Securities	AA+	Aaa	AAA	20.33%
U.S. Treasury Securities:				
U.S. Treasury Bills	AA+	Aaa	AA+	66.88%
				<u>100.00%</u>
				<u>100.00%</u>

**POOLED SURPLUS INVESTMENTS (PSI) EARNINGS REPORT  
JULY 31, 2025**

**SCHEDULE B**

**TREASURER POOLED SURPLUS  
INVESTMENTS PORTFOLIO**

Investment Balance 07/31/25	\$ 53,278,215,519
Market Value at 07/31/25	\$ 51,776,648,198
Average Daily Balance	\$ 55,484,658,958
Gains and Losses:	
For the Month	\$ 15,809
For the Past 12 Months	\$ 377,332
Unrealized Gains and Losses on Transfers between Portfolio for the Month	\$ -
Earnings for the Month	\$ 168,382,792
Earnings for the Past 12 Months	\$ 2,106,388,829
Earnings Rate for the Month	3.56%

**SUMMARY REPORT OF TREASURER'S DEPOSITORY ACCOUNTS**

**AS OF JULY 31, 2025**

**SCHEDULE C**

<u>Bank Name</u>	<u>Balance</u>
Bank of America - Concentration	\$ 56,806,024.78
Bank of Montreal - Concentration	\$ 109,814,900.27 (A)
Citibank - Concentration	\$ 361.77
JP Morgan Chase - Concentration	\$ 100,676,638.89 (B)
Wells Fargo - Concentration	\$ -
Total Ledger Balance for all Banks	<u>\$ 267,297,925.71</u>

(A) \$100 million of this amount is related to the deposit of funds in an interest-bearing money market savings account, in accordance with the Treasurer's authority under California Government Code Section 53633.

(B) \$100 million of this amount is related to the deposit of funds in an interest-bearing money market savings account, in accordance with the Treasurer's authority under California Government Code Section 53633.

TREASURER'S ACTIVITY FOR JULY 2025  
AND CASH AVAILABILITY  
FOR THE NEXT SIX-MONTH PERIOD

SCHEDULE D

Government Code Section 53646 (b) (3) requires the Treasurer and Tax Collector to include a statement in the investment report, denoting the ability of the Pooled Surplus Investment Fund to meet its disbursement requirements for the next six months.

The Los Angeles County Pooled Surplus Investment Fund consists of funds in its treasury deposited by various entities required to do so by statute, as well as those entities voluntarily depositing monies in accordance with Government Code Section 53684.

The Treasurer and Tax Collector is required to disburse monies placed in the treasury as directed by the Auditor-Controller, except for the making of legal investments, to the extent funds are transferred to one or more clearing funds in accordance with Government Code Section 29808.

The Treasurer and Tax Collector, in her projection of cash availability to disburse funds as directed by the Auditor-Controller, is relying exclusively on historical Pooled Surplus Investment Fund deposits and disbursements and future cash flow projections provided by the depositing entities. No representation is made as to an individual depositor's ability to meet their anticipated expenditures with anticipated revenues.

Summary of Activity for July 2025

Total Deposits	\$	5,591,754,912.27
Total Disbursements	\$	11,206,341,732.93
Discretionary Funds Liquidity Withdrawal Ratio:		
As of July 31, 2025		1.97

Six-Month Cash Availability Projection:

Month	Investment		Disbursements	Cumulative
	Maturities	Deposits		Available Cash
August	\$ 12,267,716,000.00	\$ 4,009,300,000.00	\$ 7,052,500,000.00	\$ 9,224,516,000.00
September	\$ 11,702,038,000.00	\$ 5,622,400,000.00	\$ 7,803,000,000.00	\$ 18,745,954,000.00
October	\$ 9,274,273,000.00	\$ 7,561,400,000.00	\$ 7,313,900,000.00	\$ 28,267,727,000.00
November	\$ 1,376,356,000.00	\$ 7,458,000,000.00	\$ 6,804,400,000.00	\$ 30,297,683,000.00
December	\$ 346,154,000.00	\$ 13,938,800,000.00	\$ 9,418,300,000.00	\$ 35,164,337,000.00
January	\$ 160,000,000.00	\$ 5,130,600,000.00	\$ 8,641,400,000.00	\$ 31,813,537,000.00

## TREASURER'S INVESTMENT STRATEGY

### SCHEDULE E

Two portfolios are maintained by the Los Angeles County Treasurer and Tax Collector (Treasurer).

The Pooled Surplus Investment (PSI) Portfolio is used to account for all pooled investments. The PSI strategy is to maintain principal and to provide sufficient cash to meet expenditure needs. The cash flow needs of our pool members are monitored daily to ensure that sufficient liquidity is maintained to meet the needs of participants. A review of the PSI Portfolio's cash flow projections at the preparation date of this report indicates that longer average days to maturity may be prudent. On August 30, 2021, the Treasurer increased the average days to maturity target range from between 1 and 3 years to between 1 and 4 years.

In July 2025, the Treasurer placed \$130.393 million in the Bank of Montreal Market Plus Account and \$100 million in JP Morgan Chase Money Market Account in accordance with the Treasurer's authority under California Government Code Section 53633. At month-end, \$100 million remained in the Bank of Montreal Money Market Plus Account and \$100 million in the JP Morgan Chase Money Market Account. These accounts are collateralized in accordance with California Government Code Section 53652. The balances and income are included in the Pool's earnings rate calculations.

The Specific Purpose Investment (SPI) Portfolio is used to account for specific investments requested by various entities to provide for specific needs not available if monies are placed in a pool. The individual investment strategies are targeted for the needs of the requesting entity.

Expected cash flow projections for the next twelve months continue to indicate that sufficient cash is available for participants' estimated needs. We will continue our basic investment philosophy to buy and hold to a designated maturity, high quality fixed income investments.

TREASURER AND TAX COLLECTOR  
REPORT OF INVESTMENTS  
DEFINITIONS OF SECURITIES

AGENCIES – Securities (debentures and notes) issued by Federal agencies, such as Federal Home Loan Banks (FHLB), and Federal Farm Credit Banks (FFCB). Agency Securities are issued on both a discount and coupon basis and have a variety of maturity periods. A few are backed by the full faith and credit of the United States Government, some are guaranteed by the Treasury or supported by the issuing agency's right to borrow from the Treasury, and some lack any formal governmental backing. Government National Mortgage Association (GNMA) and Federal Home Loan Mortgage Corp. (FHLMC) securities are mortgage-backed.

ASSET BACKED SECURITIES – Corporate notes secured by an identifiable pool of assets such as loans, leases, and installment contracts or trade receivables. The interest rate is fixed and paid either on a monthly or semi-annual basis. In some cases, a portion of the principal is also paid monthly.

BANKERS ACCEPTANCES – Negotiable time drafts drawn on foreign or domestic banks to finance the export, import, shipment, and storage of goods. The drafts are sold at a discount and redeemed by the accepting bank at maturity for full face value. Maturities range from one to 270 days.

COLLATERALIZED CERTIFICATES OF DEPOSIT – Non-negotiable instruments evidencing a time deposit made with a bank at a fixed rate of interest for a fixed period, secured by collateral such as United States Government securities or mortgages.

COMMERCIAL PAPER – Promissory notes with a maturity of one to 270 days issued in the open market by various economic entities to finance certain short-term credit needs. Notes are issued on a discount or interest-bearing basis.

CORPORATE NOTES – Unsecured, registered debt securities issued by corporations operating within the United States at fixed or variable rates of interest for a fixed period. Interest for floating rate corporate notes is payable periodically at a rate which is adjusted monthly according to a predetermined formula. Fixed rate corporate notes pay interest semi-annually.

GOVERNMENTS – Negotiable United States Treasury securities such as Treasury bills, notes and bonds. Treasury bills are issued on a discount basis in 1-month, 3-month, 6-month, and 52-week maturities. Treasury notes and bonds are coupon issues, with one to ten year and ten to thirty year maturities, respectively. Treasury securities are guaranteed as to principal and interest by the United States Government.

FORWARD CONTRACTS – Customized contracts traded in the Over The Counter Market where the holder of the contract is obligated to buy or sell a specific amount of an underlying asset at a specific price on a specific future date.

FUTURE CONTRACTS – Standardized contracts traded on recognized exchanges where the holder of the contract is obligated to buy or sell a specific amount of an underlying asset at a specific price on a specific future date.

INTEREST RATE SWAP AGREEMENT – Contractual agreement in which two parties agree to exchange interest payment streams for a specific term. There is no exchange of principal, but a “notional amount” is established to serve as the basis for calculating the interest payment.

LOCAL AGENCY INVESTMENT FUND – Shares of beneficial interest issued by the State of California pursuant to Government Code Section 16429.1.

MONEY MARKET FUND – Shares of beneficial interest issued by diversified management companies registered with the Securities and Exchange Commission in accordance with Section 270, 2a-7 of Title 17 of the Code of Federal Regulation.

MUNICIPALS – Debt securities issued by state and local governments and their agencies, usually in the form of bonds, notes and certificates of participation. These securities may be short or long-term, and normally coupon issues are secured in some manner by the borrower.

NEGOTIABLE CERTIFICATES OF DEPOSIT – Negotiable instruments evidencing a time deposit made with a commercial bank or thrift institution at a fixed rate of interest for a fixed period. Term certificates of deposits (CDs) are issued with maturities in excess of one year, and normally pay interest semi-annually. Eurodollar CDs are dollar-denominated CDs issued by foreign (mainly London) branches of major American and foreign commercial banks. Yankee CDs are dollar-denominated CDs issued by foreign commercial banks domiciled in the United States.

OPTION CONTRACTS – Contracts traded in either the Over the Counter Market or recognized exchanges where the purchaser has the right but not the obligation to buy or sell a specific amount of an underlying asset at a specific price within a specific time period.

PROMISSORY NOTE – An unsecured promise to pay between two entities. Notes are on a discount or interest-bearing basis.

REVERSE REPURCHASE AGREEMENTS – A reverse repurchase agreement consists of two simultaneous transactions. One is the sale of securities by the County to a bank or dealer. The other is the commitment by the County to repurchase the securities at the same price at a mutually agreed upon date. The County invests the cash proceeds

of the “sale” in other securities. The term of the reverse repurchase agreements may not exceed one year. The securities “sold” are typically treasury issues.

REPURCHASE AGREEMENTS – A repurchase agreement consists of two simultaneous transactions. One is the purchase of securities by the County from a bank or dealer. The other is the commitment by the County to sell the securities back at an agreed upon date and price. The term of the repurchase agreements may not exceed thirty days. The securities “purchased” are typically treasury issues.

SECURITIES LENDING AGREEMENTS – Agreements under which the County agrees to transfer securities to a borrower who, in turn agrees to provide collateral to the County. During the term of the agreement, both the securities and the collateral are held by a third party. At the conclusion of the agreement, the securities are transferred back to the County in return for the collateral.

SUPRANATIONALS – United States dollar denominated senior unsecured unsubordinated obligations issued or unconditionally guaranteed by any of the supranational institutions identified in Government Code Section 53601(Q) which are eligible for purchase and sale within the United States.

TRUST INVESTMENTS – Shares of beneficial interest issued by a joint powers authority organized pursuant to Government Code Section 6509.7 that invests in securities and obligations authorized in Section 53601 (a) to (o) of the Government Code.

TREASURER AND TAX COLLECTOR  
REPORT OF INVESTMENT TRANSACTIONS FOR JULY 2025  
COMPLIANCE REPORT

Portfolio Securities Not in Accordance with Treasurer Policy  
For the Month of July 2025

No exceptions noted.

LOS ANGELES COUNTY TREASURER  
 PERFORMANCE REPORT  
 PORTFOLIO COST  
 THROUGH JULY 31, 2025  
 ATTACHMENT III

DAY	POOLED SURPLUS INVESTMENTS		SPECIFIC PURPOSE INVESTMENTS	
		TOTAL COST		TOTAL COST
07/01/2025	\$	57,888,379,366.57	\$	233,234,257.76
07/02/2025		57,853,373,269.05		233,247,300.80
07/03/2025		57,334,716,463.50		233,260,343.86
07/04/2025		57,338,906,154.49		233,273,386.91
07/05/2025		57,343,095,845.47		233,286,429.97
07/06/2025		57,347,285,536.45		233,299,473.03
07/07/2025		56,626,601,176.93		233,312,516.07
07/08/2025		56,268,916,542.67		233,325,559.13
07/09/2025		56,032,934,524.57		233,338,602.20
07/10/2025		55,863,917,456.64		203,348,211.92
07/11/2025		55,632,725,200.47		203,357,821.63
07/12/2025		55,636,755,481.82		203,367,431.36
07/13/2025		55,640,785,763.17		203,377,041.07
07/14/2025		55,429,677,726.92		203,386,650.80
07/15/2025		55,216,884,564.16		203,879,022.62
07/16/2025		54,901,598,151.97		203,888,632.32
07/17/2025		54,805,279,969.81		203,898,242.05
07/18/2025		54,615,851,895.49		203,907,851.79
07/19/2025		54,619,775,800.37		203,917,461.51
07/20/2025		54,623,699,705.24		203,927,071.23
07/21/2025		54,279,494,227.50		360,703,480.95
07/22/2025		54,274,639,448.36		360,731,357.32
07/23/2025		54,237,898,117.41		360,759,233.72
07/24/2025		54,165,086,226.06		360,787,110.12
07/25/2025		54,627,632,743.89		360,814,986.50
07/26/2025		54,631,593,630.49		360,842,862.88
07/27/2025		54,635,554,517.10		360,870,739.28
07/28/2025		54,511,150,818.97		360,898,615.66
07/29/2025		55,453,056,726.37		360,926,492.06
07/30/2025		54,908,945,139.17		360,954,368.45
07/31/2025		53,278,215,518.91		360,982,244.82
	<b>\$</b>	<b>55,484,658,958.39</b>	<b>\$</b>	<b>268,035,638.70</b>

**LOS ANGELES COUNTY TREASURER  
EARNINGS RATE ON INVESTMENTS  
FISCAL YEAR 2025-26  
ATTACHMENT IV**



**LOS ANGELES COUNTY TREASURER  
NET INCOME FOR THE MONTH-ENDED JULY 31, 2025 (ACCRUAL BASIS)  
ATTACHMENT V**

	<b>POOLED SURPLUS INVESTMENT TRADING/NON-TRADING</b>	<b>SPECIFIC PURPOSE INVESTMENT</b>
Revenues:		
Interest Earnings	\$ 43,590,702	\$ 155,912
Gains (Losses) on Sales/Calls of Non-Trading Securities	15,808	-
Gains (Losses) on Sales of Trading Securities		
Amortization/Accretion	<u>124,776,282</u>	<u>529,735</u>
Total Revenues	<u>\$ 168,382,792</u>	<u>\$ 685,647</u>
Expenses:		
Interest Expense	-	-
*Investment Management Fee	<u>-</u>	<u>10,318</u>
	<u>\$ -</u>	<u>\$ 10,318</u>
NET INCOME	<u>\$ 168,382,792</u>	<u>\$ 675,329</u>

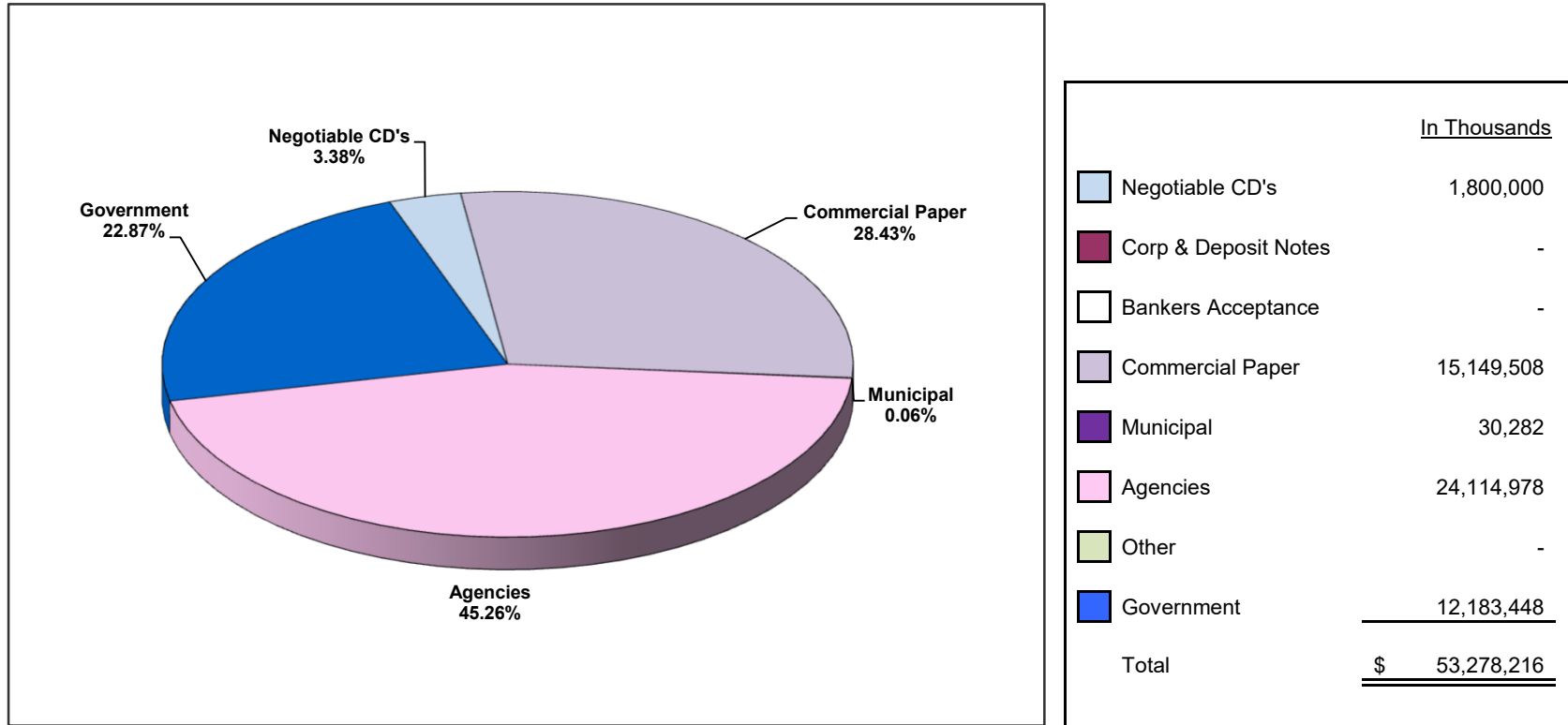
\*Estimated and later adjusted.

**LOS ANGELES COUNTY TREASURER**  
**PSI COMPOSITION**  
**JULY 31, 2025**  
**ATTACHMENT VI**

**PSI PORTFOLIO PARTICIPATION COMPOSITION**

<u>Entity</u>	<u>Non-Discretionary</u>	<u>Discretionary</u>
Consolidated School Districts	53.88%	
Los Angeles County and Related Entities	39.80%	
Consolidated Sanitation Districts		1.80%
Metropolitan Transportation Authority		0.96%
Miscellaneous Agencies Pooled Investments		0.67%
South Coast Air Quality Management District		2.76%
Miscellaneous		0.01%
Subtotal	93.68%	6.20%
County Bond Proceeds and Repayment Funds		0.12%
<b>Grand Total</b>	<b>93.68%</b>	<b>6.32%</b>

**LOS ANGELES COUNTY TREASURER  
COMPOSITION OF PSI PORTFOLIO BY SECURITY TYPE  
AS OF JULY 2025  
ATTACHMENT VII**



*Investment Composition Is In Compliance With The Los Angeles County Treasurer's Investment Policy.*

LOS ANGELES COUNTY TREASURER  
INVESTMENT TRANSACTIONS JOURNAL  
PURCHASE DETAIL REPORT  
GROUP: POOLED SURPLUS INVESTMENTS  
FOR THE PERIOD: JULY 1, 2025 TO JULY 31, 2025  
ATTACHMENT VIII

Account	Original Trs ID	Description	Settle Date	Maturity Date	Rate	PAR	Principal	Accr Interest	Broker/Dealer
NTRD	1597660214	FHLBANKS D NOTE 10/01/25	07/02/2025	10/01/2025	4.20900	50,000,000.00	49,468,029.17	0.00	BANCROFT CAPITAL, LLC
NTRD	1599837578	FHLBANKS D NOTE 09/29/25	07/02/2025	09/29/2025	4.21500	50,000,000.00	49,478,979.17	0.00	MISCHLER FINANCIAL GROUP INC.
NTRD	1599837579	FHLBANKS D NOTE 09/29/25	07/02/2025	09/29/2025	4.21500	50,000,000.00	49,478,979.17	0.00	MISCHLER FINANCIAL GROUP INC.
NTRD	1600977788	FED FARM CR BNKS D NOTE 09/30/25	07/03/2025	09/30/2025	4.23000	50,000,000.00	49,477,125.00	0.00	PIPER SANDLER COMPANIES
NTRD	1602106386	FHLBANKS D NOTE 09/30/25	07/07/2025	09/30/2025	4.25000	50,000,000.00	49,498,263.89	0.00	KEYBANC CAPITAL MARKETS INC.
NTRD	1602106394	FHLBANKS D NOTE 09/30/25	07/07/2025	09/30/2025	4.25000	50,000,000.00	49,498,263.89	0.00	KEYBANC CAPITAL MARKETS INC.
NTRD	1603107860	FHLBANKS D NOTE 09/17/25	07/08/2025	09/17/2025	4.26000	50,000,000.00	49,579,916.67	0.00	US BANCORP ADVISORS
NTRD	1603107861	FED FARM CR BNKS D NOTE 09/17/25	07/08/2025	09/17/2025	4.25000	50,000,000.00	49,580,902.78	0.00	DAIWA CAPITAL MARKETS AMERICA INC.
NTRD	1603107863	FHLBANKS D NOTE 09/22/25	07/08/2025	09/22/2025	4.26000	36,696,000.00	36,365,980.64	0.00	GREAT PACIFIC SECURITIES
NTRD	1603107874	FED FARM CR BNKS D NOTE 09/17/25	07/08/2025	09/17/2025	4.25000	50,000,000.00	49,580,902.78	0.00	DAIWA CAPITAL MARKETS AMERICA INC.
NTRD	1603107876	FHLBANKS D NOTE 10/08/25	07/09/2025	10/08/2025	4.25900	50,000,000.00	49,461,709.72	0.00	BANCROFT CAPITAL, LLC
NTRD	1604234166	FHLBANKS D NOTE 10/01/25	07/09/2025	10/01/2025	4.22000	50,000,000.00	49,507,666.67	0.00	UBS SECURITIES LLC
NTRD	1604234167	FHLBANKS D NOTE 10/01/25	07/09/2025	10/01/2025	4.22000	50,000,000.00	49,507,666.67	0.00	UBS SECURITIES LLC
NTRD	1605352842	FHLBANKS D NOTE 09/19/25	07/10/2025	09/19/2025	4.24500	50,000,000.00	49,581,395.83	0.00	SIEBERT WILLIAMS SHANK CO. & LLC
NTRD	1605352847	FHLBANKS D NOTE 10/10/25	07/11/2025	10/10/2025	4.25700	50,000,000.00	49,461,962.50	0.00	BANCROFT CAPITAL, LLC
NTRD	1605352856	FHLBANKS D NOTE 09/23/25	07/10/2025	09/23/2025	4.25000	33,289,000.00	32,994,253.65	0.00	MISCHLER FINANCIAL GROUP INC.
NTRD	1606305725	FHLBANKS D NOTE 09/17/25	07/11/2025	09/17/2025	4.24000	29,050,000.00	28,817,341.78	0.00	MISCHLER FINANCIAL GROUP INC.
NTRD	1613594223	FHLBANKS D NOTE 09/05/25	07/21/2025	09/05/2025	4.23500	20,625,000.00	20,513,390.10	0.00	MISCHLER FINANCIAL GROUP INC.
NTRD	1614771687	FREDDIE MAC D NOTE 10/03/25	07/22/2025	10/03/2025	4.24000	50,000,000.00	49,570,111.11	0.00	KEYBANC CAPITAL MARKETS INC.
NTRD	1614771691	FED FARM CR BNKS D NOTE 10/08/25	07/22/2025	10/08/2025	4.25000	50,000,000.00	49,539,583.33	0.00	MIZUHO SECURITIES USA LLC
NTRD	1614771692	FHLBANKS D NOTE 10/22/25	07/23/2025	10/22/2025	4.25300	50,000,000.00	49,462,468.06	0.00	BANCROFT CAPITAL, LLC
NTRD	1614771696	FREDDIE MAC D NOTE 10/03/25	07/22/2025	10/03/2025	4.24000	15,070,000.00	14,940,431.49	0.00	KEYBANC CAPITAL MARKETS INC.
NTRD	1614771698	FED FARM CR BNKS D NOTE 10/20/25	07/22/2025	10/20/2025	4.25000	50,000,000.00	49,468,750.00	0.00	MIZUHO SECURITIES USA LLC
NTRD	1615482373	FREDDIE MAC D NOTE 10/06/25	07/23/2025	10/06/2025	4.23500	27,190,000.00	26,950,104.90	0.00	US BANCORP ADVISORS
NTRD	1615482377	FED FARM CR BNKS D NOTE 10/07/25	07/23/2025	10/07/2025	4.25000	50,000,000.00	49,551,388.89	0.00	MIZUHO SECURITIES USA LLC
NTRD	1615482383	FED FARM CR BNKS D NOTE 10/07/25	07/23/2025	10/07/2025	4.25000	50,000,000.00	49,551,388.89	0.00	MIZUHO SECURITIES USA LLC
NTRD	1616295782	FHLBANKS D NOTE 10/03/25	07/24/2025	10/03/2025	4.23000	21,191,000.00	21,014,214.08	0.00	MISCHLER FINANCIAL GROUP INC.
NTRD	1616295783	FED FARM CR BNKS D NOTE 10/16/25	07/24/2025	10/16/2025	4.25000	50,000,000.00	49,504,166.67	0.00	MIZUHO SECURITIES USA LLC
NTRD	1616295785	FHLBANKS D NOTE 10/06/25	07/24/2025	10/06/2025	4.22500	50,000,000.00	49,565,763.89	0.00	SIEBERT WILLIAMS SHANK CO. & LLC
NTRD	1616295786	FHLBANKS D NOTE 10/24/25	07/25/2025	10/24/2025	4.25000	50,000,000.00	49,462,847.22	0.00	BANCROFT CAPITAL, LLC
NTRD	1616295787	FHLBANKS D NOTE 10/24/25	07/25/2025	10/24/2025	4.25000	50,000,000.00	49,462,847.22	0.00	BANCROFT CAPITAL, LLC
NTRD	1616295788	FHLBANKS D NOTE 10/06/25	07/24/2025	10/06/2025	4.22500	50,000,000.00	49,565,763.89	0.00	SIEBERT WILLIAMS SHANK CO. & LLC
NTRD	1616295789	FED FARM CR BNKS D NOTE 10/16/25	07/24/2025	10/16/2025	4.25000	50,000,000.00	49,504,166.67	0.00	MIZUHO SECURITIES USA LLC
NTRD	1617220833	FREDDIE MAC D NOTE 10/03/25	07/25/2025	10/03/2025	4.24000	50,000,000.00	49,587,777.78	0.00	MISCHLER FINANCIAL GROUP INC.
NTRD	1617220840	FREDDIE MAC D NOTE 10/06/25	07/25/2025	10/06/2025	4.23500	39,342,000.00	39,004,145.11	0.00	FHN FINANCIAL CAPITAL MARKETS
NTRD	1619656394	FED FARM CR BNKS D NOTE 11/04/25	07/28/2025	11/04/2025	4.25000	50,000,000.00	49,415,625.00	0.00	MIZUHO SECURITIES USA LLC
NTRD	1620438901	FHLBANKS D NOTE 08/06/25	07/29/2025	08/06/2025	4.23000	50,000,000.00	49,953,000.00	0.00	MIZUHO SECURITIES USA LLC
NTRD	1620438902	FANNIE MAE D NOTE 08/29/25	07/29/2025	08/29/2025	4.24000	50,000,000.00	49,817,444.44	0.00	LOOP CAPITAL MARKETS, LLC
NTRD	1620438904	FANNIE MAE D NOTE 08/04/25 MATD	07/29/2025	08/04/2025	4.23000	50,000,000.00	49,964,750.00	0.00	MISCHLER FINANCIAL GROUP INC.
NTRD	1620438905	FANNIE MAE D NOTE 08/04/25 MATD	07/29/2025	08/04/2025	4.23000	50,000,000.00	49,964,750.00	0.00	MISCHLER FINANCIAL GROUP INC.
NTRD	1620438906	FANNIE MAE D NOTE 08/04/25 MATD	07/29/2025	08/04/2025	4.23000	50,000,000.00	49,964,750.00	0.00	MISCHLER FINANCIAL GROUP INC.
NTRD	1620438908	FANNIE MAE D NOTE 08/29/25	07/29/2025	08/29/2025	4.24000	50,000,000.00	49,817,444.44	0.00	LOOP CAPITAL MARKETS, LLC
NTRD	1620438909	FANNIE MAE D NOTE 08/04/25 MATD	07/29/2025	08/04/2025	4.23000	50,000,000.00	49,964,750.00	0.00	MISCHLER FINANCIAL GROUP INC.
NTRD	1620438912	FHLBANKS D NOTE 08/06/25	07/29/2025	08/06/2025	4.23000	50,000,000.00	49,953,000.00	0.00	MIZUHO SECURITIES USA LLC
NTRD	1620438913	FHLBANKS D NOTE 08/06/25	07/29/2025	08/06/2025	4.23000	50,000,000.00	49,953,000.00	0.00	MIZUHO SECURITIES USA LLC
NTRD	1620438921	FANNIE MAE D NOTE 08/22/25	07/29/2025	08/22/2025	4.24000	50,000,000.00	49,858,666.67	0.00	KEYBANC CAPITAL MARKETS INC.
NTRD	1620438923	FANNIE MAE D NOTE 08/22/25	07/29/2025	08/22/2025	4.24000	50,000,000.00	49,858,666.67	0.00	KEYBANC CAPITAL MARKETS INC.
NTRD	1620438924	FHLBANKS D NOTE 08/06/25	07/29/2025	08/06/2025	4.23000	50,000,000.00	49,953,000.00	0.00	MIZUHO SECURITIES USA LLC
NTRD	1620438930	FHLBANKS D NOTE 08/25/25	07/29/2025	08/25/2025	4.24000	47,117,000.00	46,967,167.94	0.00	MISCHLER FINANCIAL GROUP INC.
NTRD	1621191379	FHLBANKS D NOTE 09/11/25	07/30/2025	09/11/2025	4.25000	50,000,000.00	49,746,180.56	0.00	MISCHLER FINANCIAL GROUP INC.
NTRD	1621191380	FHLBANKS D NOTE 09/11/25	07/30/2025	09/11/2025	4.25000	8,372,000.00	8,329,500.47	0.00	MISCHLER FINANCIAL GROUP INC.
NTRD	1622414794	FHLBANKS D NOTE 11/05/25	07/31/2025	11/05/2025	4.24000	50,000,000.00	49,428,777.78	0.00	MIZUHO SECURITIES USA LLC
NTRD	1622414802	FREDDIE MAC D NOTE 10/15/25	07/31/2025	10/15/2025	4.23000	50,000,000.00	49,553,500.00	0.00	RAYMOND, JAMES & ASSOC.INC
NTRD	1622414805	FREDDIE MAC D NOTE 10/15/25	07/31/2025	10/15/2025	4.23000	50,000,000.00	49,553,500.00	0.00	RAYMOND, JAMES & ASSOC.INC
NTRD	1607389482	FHLBANKS D NOTE 09/17/25	07/14/2025	09/17/2025	4.24500	37,520,000.00	37,232,424.83	0.00	MISCHLER FINANCIAL GROUP INC.
NTRD	1608633556	FED FARM CR BNKS D NOTE 09/10/25	07/15/2025	09/10/2025	4.27000	50,000,000.00	49,661,958.33	0.00	FHN FINANCIAL CAPITAL MARKETS
NTRD	1608633548	FED FARM CR BNKS D NOTE 09/10/25	07/15/2025	09/10/2025	4.27000	50,000,000.00	49,661,958.33	0.00	FHN FINANCIAL CAPITAL MARKETS
NTRD	1608633550	FHLBANKS D NOTE 10/15/25	07/16/2025	10/15/2025	4.26000	50,000,000.00	49,461,583.33	0.00	BANCROFT CAPITAL, LLC
NTRD	1608633554	FHLBANKS D NOTE 09/19/25	07/15/2025	09/19/2025	4.25500	50,000,000.00	49,609,958.33	0.00	MIZUHO SECURITIES USA LLC
NTRD	1608633555	FHLBANKS D NOTE 09/19/25	07/15/2025	09/19/2025	4.25500	50,000,000.00	49,609,958.33	0.00	MIZUHO SECURITIES USA LLC
NTRD	1611215450	FHLBANKS D NOTE 08/29/25	07/17/2025	08/29/2025	4.26500	26,785,000.00	26,648,549.03	0.00	MISCHLER FINANCIAL GROUP INC.
NTRD	1611215451	FHLBANKS D NOTE 10/06/25	07/17/2025	10/06/2025	4.23500	50,000,000.00	49,523,562.50	0.00	US BANCORP ADVISORS
NTRD	1611215452	FHLBANKS D NOTE 10/06/25	07/17/2025	10/06/2025	4.23500	50,000,000.00	49,523,562.50	0.00	US BANCORP ADVISORS
NTRD	1612690519	FHLBANKS D NOTE 08/29/25	07/18/2025	08/29/2025	4.26500	24,204,000.00	24,083,564.93	0.00	BLAYLOCK VAN, LLC
NTRD	1612690511	FED FARM CR BNKS D NOTE 10/07/25	07/18/2025	10/07/2025	4.26000	50,000,000.00	49,520,750.00	0.00	MIZUHO SECURITIES USA LLC
NTRD	1612690509	FED FARM CR BNKS D NOTE 10/07/25	07/18/2025	10/07/2025	4.26000	50,000,000.00	49,520,750.00	0.00	MIZUHO SECURITIES USA LLC
NTRD	1612690512	FHLBANKS D NOTE 09/22/25	07/18/2025	09/22/2025	4.25000	50,000,000.00	49,610,416.67	0.00	MISCHLER FINANCIAL GROUP INC.

LOS ANGELES COUNTY TREASURER  
INVESTMENT TRANSACTIONS JOURNAL  
PURCHASE DETAIL REPORT  
GROUP: POOLED SURPLUS INVESTMENTS  
FOR THE PERIOD: JULY 1, 2025 TO JULY 31, 2025  
ATTACHMENT VIII

Account	Original Trs ID	Description	Settle Date	Maturity Date	Rate	PAR	Principal	Accr Interest	Broker/Dealer
NTRD	1612690517	FHLBANKS D NOTE 09/22/25	07/18/2025	09/22/2025	4.25000	50,000,000.00	49,610,416.67	0.00	MISCHLER FINANCIAL GROUP INC.
	<b>AGENCIES TOTAL</b>					<b>3,116,451,000.00</b>	<b>3,092,855,537.03</b>	<b>0.00</b>	
NTRD	1597668072	NORDEA BK NY 4.320 12/01/25	07/03/2025	12/01/2025	4.32000	50,000,000.00	50,000,000.00	0.00	TULLETT PREBON FINANCIAL SVCS LLC
NTRD	1597668073	NORDEA BK NY 4.320 12/01/25	07/03/2025	12/01/2025	4.32000	50,000,000.00	50,000,000.00	0.00	TULLETT PREBON FINANCIAL SVCS LLC
NTRD	1599857351	TORONTO DOM NY 4.370 10/06/25	07/03/2025	10/06/2025	4.37000	50,000,000.00	50,000,000.00	0.00	TULLETT PREBON FINANCIAL SVCS LLC
NTRD	1599857356	BNP PARIBAS NY 4.380 10/03/25	07/03/2025	10/03/2025	4.38000	50,000,000.00	50,000,000.00	0.00	PIPER SANDLER COMPANIES
NTRD	1599857357	TORONTO DOM NY 4.370 10/06/25	07/03/2025	10/06/2025	4.37000	50,000,000.00	50,000,000.00	0.00	TULLETT PREBON FINANCIAL SVCS LLC
NTRD	1601002244	SVNSKA HNDLSB NY 4.360 10/08/25	07/08/2025	10/08/2025	4.36000	50,000,000.00	50,000,000.00	0.00	TULLETT PREBON FINANCIAL SVCS LLC
NTRD	1603163044	CREDIT AGRY NY 4.390 10/10/25	07/10/2025	10/10/2025	4.39000	50,000,000.00	50,000,000.00	0.00	TULLETT PREBON FINANCIAL SVCS LLC
NTRD	1608635067	CREDIT AGRY NY 4.380 10/17/25	07/17/2025	10/17/2025	4.38000	50,000,000.00	50,000,000.00	0.00	TULLETT PREBON FINANCIAL SVCS LLC
NTRD	1614779120	TORONTO DOM NY 4.410 10/24/25	07/23/2025	10/24/2025	4.41000	50,000,000.00	50,000,000.00	0.00	TULLETT PREBON FINANCIAL SVCS LLC
	<b>CDS TOTAL</b>					<b>450,000,000.00</b>	<b>450,000,000.00</b>	<b>0.00</b>	
NTRD	1597660208	JUPITER SECU 08/28/25	07/01/2025	08/28/2025	4.37000	12,605,000.00	12,516,253.80	0.00	J.P. MORGAN SECURITIES LLC
NTRD	1597668068	UNILEVER CAPITAL 09/02/25	07/01/2025	09/02/2025	4.32000	50,000,000.00	49,622,000.00	0.00	BANK OF AMERICA
NTRD	1597668069	UNILEVER CAPITAL 09/03/25	07/01/2025	09/03/2025	4.33000	50,000,000.00	49,615,111.11	0.00	LOOP CAPITAL MARKETS, LLC
NTRD	1597668070	THUNDER BAY FDG 10/01/25	07/02/2025	10/01/2025	4.30000	50,000,000.00	49,456,527.78	0.00	GREAT PACIFIC SECURITIES
NTRD	1597668071	ATLANTIC AST SEC 09/29/25	07/01/2025	09/29/2025	4.36000	40,000,000.00	39,564,000.00	0.00	J.P. MORGAN SECURITIES LLC
NTRD	1599857356	UNILEVER CAPITAL 09/03/25	07/02/2025	09/03/2025	4.35000	45,500,000.00	45,153,631.25	0.00	MIZUHO SECURITIES USA LLC
NTRD	1599857352	CHARIOT FUNDING 09/29/25	07/02/2025	09/29/2025	4.34000	50,000,000.00	49,463,527.78	0.00	J.P. MORGAN SECURITIES LLC
NTRD	1599857355	CANCARA ASSETSEC 11/03/25	07/02/2025	11/03/2025	4.30000	10,000,000.00	9,851,888.89	0.00	J.P. MORGAN SECURITIES LLC
NTRD	1599857358	CANCARA ASSETSEC 11/03/25	07/02/2025	11/03/2025	4.30000	50,000,000.00	49,259,444.44	0.00	J.P. MORGAN SECURITIES LLC
NTRD	1599857354	FAYETE AST SECUR 10/03/25	07/03/2025	10/03/2025	4.35000	50,000,000.00	49,444,166.67	0.00	BLAYLOCK VAN, LLC
NTRD	1599857353	FAYETE AST SECUR 10/03/25	07/03/2025	10/03/2025	4.35000	10,000,000.00	9,888,833.33	0.00	BLAYLOCK VAN, LLC
NTRD	1599857350	ATLANTIC AST SEC 10/06/25	07/03/2025	10/06/2025	4.35000	50,000,000.00	49,426,041.67	0.00	J.P. MORGAN SECURITIES LLC
NTRD	1602106385	OLD LINE FDG 10/06/25	07/08/2025	10/06/2025	4.30000	50,000,000.00	49,462,500.00	0.00	LOOP CAPITAL MARKETS, LLC
NTRD	1602106387	FAYETE AST SECUR 10/08/25	07/07/2025	10/08/2025	4.38000	30,000,000.00	29,660,550.00	0.00	RBC CAPITAL MARKETS, LLC
NTRD	1602106389	FAYETE AST SECUR 10/08/25	07/07/2025	10/08/2025	4.38000	50,000,000.00	49,434,250.00	0.00	RBC CAPITAL MARKETS, LLC
NTRD	1602106390	EMERSON ELECTRIC 10/23/25	07/07/2025	10/23/2025	4.33000	43,845,000.00	43,275,453.45	0.00	MISCHLER FINANCIAL GROUP INC.
NTRD	1602106391	ATLANTIC AST SEC 10/07/25	07/08/2025	10/07/2025	4.37000	50,000,000.00	49,447,680.56	0.00	J.P. MORGAN SECURITIES LLC
NTRD	1602106392	ATLANTIC AST SEC 10/07/25	07/08/2025	10/07/2025	4.37000	25,000,000.00	24,723,840.28	0.00	J.P. MORGAN SECURITIES LLC
NTRD	1603107862	EMERSON ELECTRIC 10/17/25	07/08/2025	10/17/2025	4.31000	50,000,000.00	49,395,402.78	0.00	LOOP CAPITAL MARKETS, LLC
NTRD	1603107865	EMERSON ELECTRIC 10/17/25	07/08/2025	10/17/2025	4.31000	9,500,000.00	9,385,126.53	0.00	LOOP CAPITAL MARKETS, LLC
NTRD	1603107867	CHARIOT FUNDING 10/03/25	07/10/2025	10/03/2025	4.35000	50,000,000.00	49,486,458.33	0.00	J.P. MORGAN SECURITIES LLC
NTRD	1603107870	FAYETE AST SECUR 10/03/25	07/08/2025	10/03/2025	4.38000	5,000,000.00	4,947,075.00	0.00	J.P. MORGAN SECURITIES LLC
NTRD	1603107871	FAYETE AST SECUR 10/03/25	07/08/2025	10/03/2025	4.38000	50,000,000.00	49,470,750.00	0.00	J.P. MORGAN SECURITIES LLC
NTRD	1603107873	TOYOTA MOTOR CRD 12/02/25	07/10/2025	12/02/2025	4.37000	50,000,000.00	49,119,930.56	0.00	TOYOTA MOTOR CREDIT CORPORATION
NTRD	1603107875	CHARIOT FUNDING 10/03/25	07/10/2025	10/03/2025	4.35000	50,000,000.00	49,486,458.33	0.00	J.P. MORGAN SECURITIES LLC
NTRD	1603107877	TOYOTA MOTOR CRD 12/02/25	07/10/2025	12/02/2025	4.37000	50,000,000.00	49,119,930.56	0.00	TOYOTA MOTOR CREDIT CORPORATION
NTRD	1604234163	FAYETE AST SECUR 10/09/25	07/09/2025	10/09/2025	4.37000	50,000,000.00	49,441,611.11	0.00	MISCHLER FINANCIAL GROUP INC.
NTRD	1604234165	EMERSON ELECTRIC 10/22/25	07/09/2025	10/22/2025	4.31000	50,000,000.00	49,371,458.33	0.00	LOOP CAPITAL MARKETS, LLC
NTRD	1604234169	SHEFFIELD RECEIV 10/07/25	07/09/2025	10/07/2025	4.38000	50,000,000.00	49,452,500.00	0.00	GREAT PACIFIC SECURITIES
NTRD	1605352851	TD 10/01/25	07/10/2025	10/01/2025	4.37000	50,000,000.00	49,496,236.11	0.00	BLAYLOCK VAN, LLC
NTRD	1605362478	ATLANTIC AST SEC 10/28/25	07/10/2025	10/28/2025	4.35000	50,000,000.00	49,335,416.67	0.00	RBC CAPITAL MARKETS, LLC
NTRD	1605362479	EMERSON ELECTRIC 10/20/25	07/10/2025	10/20/2025	4.31000	50,000,000.00	49,389,416.67	0.00	LOOP CAPITAL MARKETS, LLC
NTRD	1605363834	THUNDER BAY FDG 10/15/25	07/14/2025	10/15/2025	4.31000	50,000,000.00	49,443,291.67	0.00	RBC CAPITAL MARKETS, LLC
NTRD	1605363835	THUNDER BAY FDG 10/15/25	07/14/2025	10/15/2025	4.31000	50,000,000.00	49,443,291.67	0.00	RBC CAPITAL MARKETS, LLC
NTRD	1606305720	TD 10/09/25	07/11/2025	10/09/2025	4.36000	50,000,000.00	49,455,000.00	0.00	BLAYLOCK VAN, LLC
NTRD	1606305721	MONT BLANC CAPTL 10/15/25	07/11/2025	10/15/2025	4.38000	49,551,000.00	48,972,244.32	0.00	J.P. MORGAN SECURITIES LLC
NTRD	1606305723	OLD LINE FDG 10/15/25	07/16/2025	10/15/2025	4.31000	50,000,000.00	49,455,263.89	0.00	RBC CAPITAL MARKETS, LLC
NTRD	1606305724	FAYETE AST SECUR 10/10/25	07/11/2025	10/10/2025	4.37000	30,000,000.00	29,668,608.33	0.00	J.P. MORGAN SECURITIES LLC
NTRD	1606305727	SHEFFIELD RECEIV 10/08/25	07/11/2025	10/08/2025	4.36000	50,000,000.00	49,461,055.56	0.00	LOOP CAPITAL MARKETS, LLC
NTRD	1612690510	TD 10/01/25	07/21/2025	10/01/2025	4.35000	50,000,000.00	49,565,000.00	0.00	BLAYLOCK VAN, LLC
NTRD	1612690516	TD 10/01/25	07/21/2025	10/01/2025	4.35000	50,000,000.00	49,565,000.00	0.00	BLAYLOCK VAN, LLC
NTRD	1613594219	EMERSON ELECTRIC 11/03/25	07/21/2025	11/03/2025	4.33000	28,400,000.00	28,041,331.67	0.00	GREAT PACIFIC SECURITIES
NTRD	1613594220	PROCTER GAMBLE 10/20/25	07/21/2025	10/20/2025	4.30000	50,000,000.00	49,456,527.78	0.00	BLAYLOCK VAN, LLC
NTRD	1613594221	CAFCO 11/05/25	07/21/2025	11/05/2025	4.37000	50,000,000.00	49,350,569.44	0.00	BLAYLOCK VAN, LLC
NTRD	1613594224	ATLANTIC AST SEC 10/20/25	07/21/2025	10/20/2025	4.35000	50,000,000.00	49,450,208.33	0.00	LOOP CAPITAL MARKETS, LLC
NTRD	1614771689	CRC FUNDING 11/07/25	07/22/2025	11/07/2025	4.36000	50,000,000.00	49,346,000.00	0.00	CITIGROUP GLOBAL MRKT INC
NTRD	1614771690	UNILEVER CAPITAL 09/05/25	07/22/2025	09/05/2025	4.35000	50,000,000.00	49,728,125.00	0.00	MIZUHO SECURITIES USA LLC
NTRD	1614771693	CRC FUNDING 11/07/25	07/22/2025	11/07/2025	4.36000	25,000,000.00	24,673,000.00	0.00	CITIGROUP GLOBAL MRKT INC
NTRD	1614771694	OLD LINE FDG 10/20/25	07/24/2025	10/20/2025	4.31000	50,000,000.00	49,473,222.22	0.00	RBC CAPITAL MARKETS, LLC
NTRD	1614771695	ATLANTIC AST SEC 10/20/25	07/22/2025	10/20/2025	4.36000	50,000,000.00	49,455,000.00	0.00	J.P. MORGAN SECURITIES LLC
NTRD	1614771697	MONT BLANC CAPTL 08/22/25	07/22/2025	08/22/2025	4.39000	30,119,000.00	30,005,141.81	0.00	ING FINANCIAL MARKETS LLC
NTRD	1614771699	OLD LINE FDG 10/20/25	07/24/2025	10/20/2025	4.31000	50,000,000.00	49,473,222.22	0.00	RBC CAPITAL MARKETS, LLC
NTRD	1614779118	THUNDER BAY FDG 10/22/25	07/25/2025	10/22/2025	4.31000	50,000,000.00	49,467,236.11	0.00	RBC CAPITAL MARKETS, LLC

LOS ANGELES COUNTY TREASURER  
INVESTMENT TRANSACTIONS JOURNAL  
PURCHASE DETAIL REPORT  
GROUP: POOLED SURPLUS INVESTMENTS  
FOR THE PERIOD: JULY 1, 2025 TO JULY 31, 2025  
ATTACHMENT VIII

Account	Original Trs ID	Description	Settle Date	Maturity Date	Rate	PAR	Principal	Accr Interest	Broker/Dealer
NTRD	1614779119	THUNDER BAY FDG 10/22/25	07/25/2025	10/22/2025	4.31000	50,000,000.00	49,467,236.11	0.00	RBC CAPITAL MARKETS, LLC
NTRD	1615482370	FAYETE AST SECUR 10/22/25	07/23/2025	10/22/2025	4.37000	37,000,000.00	36,591,283.61	0.00	J.P. MORGAN SECURITIES LLC
NTRD	1615482371	PROCTER GAMBLE 10/22/25	07/23/2025	10/22/2025	4.31000	28,000,000.00	27,694,947.78	0.00	MISCHLER FINANCIAL GROUP INC.
NTRD	1615482374	MONT BLANC CAPTL 11/20/25	07/23/2025	11/20/2025	4.36000	41,955,000.00	41,345,254.00	0.00	LOOP CAPITAL MARKETS, LLC
NTRD	1615482375	SHEFFIELD RECEIV 10/24/25	07/23/2025	10/24/2025	4.36000	50,000,000.00	49,436,833.33	0.00	MISCHLER FINANCIAL GROUP INC.
NTRD	1615482378	ATLANTIC AST SEC 10/23/25	07/23/2025	10/23/2025	4.35000	50,000,000.00	49,444,166.67	0.00	GREAT PACIFIC SECURITIES
NTRD	1616295781	SHEFFIELD RECEIV 10/24/25	07/25/2025	10/24/2025	4.37000	50,000,000.00	49,447,680.56	0.00	RBC CAPITAL MARKETS, LLC
NTRD	1616295790	CIESCO 11/10/25	07/24/2025	11/10/2025	4.35000	50,000,000.00	49,341,458.33	0.00	BLAYLOCK VAN, LLC
NTRD	1617220834	CREDIT AGRI NY 07/29/25 MATD	07/25/2025	07/29/2025	4.29000	50,000,000.00	49,976,166.67	0.00	MISCHLER FINANCIAL GROUP INC.
NTRD	1617220835	CREDIT AGRI NY 07/29/25 MATD	07/25/2025	07/29/2025	4.29000	50,000,000.00	49,976,166.67	0.00	MISCHLER FINANCIAL GROUP INC.
NTRD	1617220836	CREDIT AGRI NY 07/29/25 MATD	07/25/2025	07/29/2025	4.29000	50,000,000.00	49,976,166.67	0.00	MISCHLER FINANCIAL GROUP INC.
NTRD	1617220838	CREDIT AGRI NY 07/29/25 MATD	07/25/2025	07/29/2025	4.29000	50,000,000.00	49,976,166.67	0.00	MISCHLER FINANCIAL GROUP INC.
NTRD	1617220839	THUNDER BAY FDG 10/24/25	07/28/2025	10/24/2025	4.31000	50,000,000.00	49,473,222.22	0.00	RBC CAPITAL MARKETS, LLC
NTRD	1617220841	THUNDER BAY FDG 10/24/25	07/28/2025	10/24/2025	4.31000	50,000,000.00	49,473,222.22	0.00	RBC CAPITAL MARKETS, LLC
NTRD	1617224587	COMMRZBNK US FIN 10/30/25	07/25/2025	10/30/2025	4.31000	50,000,000.00	49,419,347.22	0.00	BLAYLOCK VAN, LLC
NTRD	1617224588	COMMRZBNK US FIN 10/30/25	07/25/2025	10/30/2025	4.31000	50,000,000.00	49,419,347.22	0.00	BLAYLOCK VAN, LLC
NTRD	1619656400	ATLANTIC AST SEC 10/24/25	07/28/2025	10/24/2025	4.36000	15,000,000.00	14,840,133.33	0.00	J.P. MORGAN SECURITIES LLC
NTRD	1619656402	ATLANTIC AST SEC 10/24/25	07/28/2025	10/24/2025	4.36000	50,000,000.00	49,467,111.11	0.00	J.P. MORGAN SECURITIES LLC
NTRD	1619663372	UNILEVER CAPITAL 10/08/25	07/29/2025	10/08/2025	4.35000	50,000,000.00	49,571,041.67	0.00	MIZUHO SECURITIES USA LLC
NTRD	1619663373	UNILEVER CAPITAL 10/08/25	07/29/2025	10/08/2025	4.35000	50,000,000.00	49,571,041.67	0.00	MIZUHO SECURITIES USA LLC
NTRD	1620438907	ATLANTIC AST SEC 10/20/25	07/29/2025	10/20/2025	4.35000	24,496,000.00	24,250,325.53	0.00	GREAT PACIFIC SECURITIES
NTRD	1620438922	FAYETE AST SECUR 10/28/25	07/29/2025	10/28/2025	4.36000	25,000,000.00	24,724,472.22	0.00	GREAT PACIFIC SECURITIES
NTRD	1620438926	SHEFFIELD RECEIV 10/17/25	07/29/2025	10/17/2025	4.37000	50,000,000.00	49,514,444.44	0.00	BLAYLOCK VAN, LLC
NTRD	1620438933	SHEFFIELD RECEIV 10/17/25	07/29/2025	10/17/2025	4.37000	50,000,000.00	49,514,444.44	0.00	BLAYLOCK VAN, LLC
NTRD	1621194892	COMMRZBNK US FIN 10/28/25	07/30/2025	10/28/2025	4.30000	50,000,000.00	49,462,500.00	0.00	BLAYLOCK VAN, LLC
NTRD	1622302375	UNILEVER CAPITAL 10/06/25	07/30/2025	10/06/2025	4.35000	50,000,000.00	49,589,166.67	0.00	MIZUHO SECURITIES USA LLC
NTRD	1622414796	AUTOBAHN FUND 09/17/25	07/31/2025	09/17/2025	4.35000	50,000,000.00	49,710,000.00	0.00	GREAT PACIFIC SECURITIES
NTRD	1622414798	AUTOBAHN FUND 09/05/25	07/31/2025	09/05/2025	4.35000	50,000,000.00	49,782,500.00	0.00	LOOP CAPITAL MARKETS, LLC
NTRD	1622414799	JUPITER SECU 10/01/25	07/31/2025	10/01/2025	4.37000	50,000,000.00	49,623,694.44	0.00	RBC CAPITAL MARKETS, LLC
NTRD	1622414800	MONT BLANC CAPTL 10/31/25	07/31/2025	10/31/2025	4.38000	18,751,000.00	18,541,113.81	0.00	ING FINANCIAL MARKETS LLC
NTRD	1622414801	CAFCO 11/20/25	07/31/2025	11/20/2025	4.34000	50,000,000.00	49,324,888.89	0.00	BLAYLOCK VAN, LLC
NTRD	1622414804	JUPITER SECU 10/01/25	07/31/2025	10/01/2025	4.37000	25,000,000.00	24,811,847.22	0.00	RBC CAPITAL MARKETS, LLC
NTRD	1622432321	MONT BLANC CAPTL 09/30/25	07/31/2025	09/30/2025	4.38000	20,000,000.00	19,851,566.67	0.00	ING FINANCIAL MARKETS LLC
NTRD	1607389481	ATLANTIC AST SEC 10/20/25	07/14/2025	10/20/2025	4.36000	25,000,000.00	24,703,277.78	0.00	J.P. MORGAN SECURITIES LLC
NTRD	1608681539	JUPITER SECU 07/16/25 MATD	07/15/2025	07/16/2025	4.33000	48,629,000.00	48,623,151.01	0.00	J.P. MORGAN SECURITIES LLC
NTRD	1608633547	MONT BLANC CAPTL 11/18/25	07/15/2025	11/18/2025	4.36000	50,000,000.00	49,237,000.00	0.00	J.P. MORGAN SECURITIES LLC
NTRD	1608633549	MONT BLANC CAPTL 11/18/25	07/15/2025	11/18/2025	4.36000	38,948,000.00	38,353,653.52	0.00	J.P. MORGAN SECURITIES LLC
NTRD	1608634664	EMERSON ELECTRIC 11/05/25	07/15/2025	11/05/2025	4.33000	50,000,000.00	49,320,430.56	0.00	BLAYLOCK VAN, LLC
NTRD	1608633552	AUTOBAHN FUND 08/14/25	07/15/2025	08/14/2025	4.35000	50,000,000.00	49,818,750.00	0.00	LOOP CAPITAL MARKETS, LLC
NTRD	1608633553	EMERSON ELECTRIC 10/20/25	07/15/2025	10/20/2025	4.33000	40,000,000.00	39,533,322.22	0.00	BANK OF AMERICA
NTRD	1608633557	MONT BLANC CAPTL 08/18/25	07/15/2025	08/18/2025	4.38000	50,000,000.00	49,793,166.67	0.00	ING FINANCIAL MARKETS LLC
NTRD	1608633551	MONT BLANC CAPTL 08/18/25	07/17/2025	08/18/2025	4.38000	33,660,000.00	33,528,950.40	0.00	ING FINANCIAL MARKETS LLC
NTRD	1610475902	TD 10/15/25	07/16/2025	10/15/2025	4.36000	50,000,000.00	49,448,944.44	0.00	GREAT PACIFIC SECURITIES
NTRD	1610475897	FAYETE AST SECUR 10/17/25	07/16/2025	10/17/2025	4.37000	50,000,000.00	49,435,541.67	0.00	BLAYLOCK VAN, LLC
NTRD	1611215449	CRC FUNDING 11/06/25	07/17/2025	11/06/2025	4.37000	50,000,000.00	49,320,222.22	0.00	CITIGROUP GLOBAL MRKT INC
NTRD	1611215447	MONT BLANC CAPTL 08/20/25	07/17/2025	08/20/2025	4.38000	25,494,000.00	25,388,539.82	0.00	ING FINANCIAL MARKETS LLC
NTRD	1611215448	CAFCO 11/06/25	07/17/2025	11/06/2025	4.37000	50,000,000.00	49,320,222.22	0.00	CITIGROUP GLOBAL MRKT INC
NTRD	1611215453	REGENCY MRKT 1 08/15/25	07/17/2025	08/15/2025	4.39000	49,650,000.00	49,474,418.29	0.00	J.P. MORGAN SECURITIES LLC
NTRD	1612698563	SHEFFIELD RECEIV 10/15/25	07/18/2025	10/15/2025	4.37000	50,000,000.00	49,459,819.44	0.00	RBC CAPITAL MARKETS, LLC
NTRD	1612690514	CANCARA ASSETSEC 09/29/25	07/18/2025	09/29/2025	4.38000	30,000,000.00	29,733,550.00	0.00	J.P. MORGAN SECURITIES LLC
NTRD	1612690513	EMERSON ELECTRIC 11/06/25	07/18/2025	11/06/2025	4.32000	50,000,000.00	49,334,000.00	0.00	LOOP CAPITAL MARKETS, LLC
<b>CPS TOTAL</b>						<b>4,521,103,000.00</b>	<b>4,475,547,730.33</b>	<b>0.00</b>	
NTRD	1597660210	US TREASURY BILL 09/16/25	07/01/2025	09/16/2025	4.22500	50,000,000.00	49,548,159.72	0.00	WELLS FARGO
NTRD	1597660213	US TREASURY BILL 09/16/25	07/01/2025	09/16/2025	4.22500	50,000,000.00	49,548,159.72	0.00	WELLS FARGO
NTRD	1599837575	US TREASURY BILL 09/16/25	07/02/2025	09/16/2025	4.21500	50,000,000.00	49,555,083.33	0.00	FHN FINANCIAL CAPITAL MARKETS
NTRD	1599837577	US TREASURY BILL 09/16/25	07/02/2025	09/16/2025	4.21500	50,000,000.00	49,555,083.33	0.00	FHN FINANCIAL CAPITAL MARKETS
NTRD	1600977784	US TREASURY BILL 09/18/25	07/03/2025	09/18/2025	4.21000	50,000,000.00	49,549,763.89	0.00	DAIWA CAPITAL MARKETS AMERICA INC.
NTRD	1600977785	US TREASURY BILL 10/02/25	07/03/2025	10/02/2025	4.22500	15,000,000.00	14,839,802.08	0.00	RAYMOND, JAMES & ASSOC.INC
NTRD	1600977786	US TREASURY BILL 09/18/25	07/03/2025	09/18/2025	4.21000	50,000,000.00	49,549,763.89	0.00	DAIWA CAPITAL MARKETS AMERICA INC.
NTRD	1600977787	US TREASURY BILL 10/02/25	07/03/2025	10/02/2025	4.22500	50,000,000.00	49,466,006.94	0.00	RAYMOND, JAMES & ASSOC.INC
NTRD	1602106388	US TREASURY BILL 10/02/25	07/08/2025	10/02/2025	4.23000	50,000,000.00	49,494,750.00	0.00	PIPER SANDLER COMPANIES
NTRD	1602106393	US TREASURY BILL 10/02/25	07/08/2025	10/02/2025	4.23000	50,000,000.00	49,494,750.00	0.00	PIPER SANDLER COMPANIES
NTRD	1604234164	US TREASURY BILL 10/09/25	07/10/2025	10/09/2025	4.24200	50,000,000.00	49,463,858.33	0.00	PIPER SANDLER COMPANIES
NTRD	1604234168	US TREASURY BILL 10/02/25	07/09/2025	10/02/2025	4.22000	3,741,000.00	3,703,725.09	0.00	US BANCORP ADVISORS
NTRD	1604234170	US TREASURY BILL 10/09/25	07/10/2025	10/09/2025	4.24200	50,000,000.00	49,463,858.33	0.00	PIPER SANDLER COMPANIES
NTRD	1604234171	US TREASURY BILL 10/02/25	07/09/2025	10/02/2025	4.22000	50,000,000.00	49,501,805.56	0.00	US BANCORP ADVISORS

LOS ANGELES COUNTY TREASURER  
INVESTMENT TRANSACTIONS JOURNAL  
PURCHASE DETAIL REPORT  
GROUP: POOLED SURPLUS INVESTMENTS  
FOR THE PERIOD: JULY 1, 2025 TO JULY 31, 2025  
ATTACHMENT VIII

Account	Original Trs ID	Description	Settle Date	Maturity Date	Rate	PAR	Principal	Accr Interest	Broker/Dealer
NTRD	1606305722	US TREASURY BILL 10/09/25	07/11/2025	10/09/2025	4.23500	50,000,000.00	49,470,625.00	0.00	DAIWA CAPITAL MARKETS AMERICA INC.
NTRD	1606305726	US TREASURY BILL 10/09/25	07/11/2025	10/09/2025	4.23500	50,000,000.00	49,470,625.00	0.00	DAIWA CAPITAL MARKETS AMERICA INC.
NTRD	1613594222	US TREASURY BILL 10/16/25	07/21/2025	10/16/2025	4.22000	50,000,000.00	49,490,083.33	0.00	PIPER SANDLER COMPANIES
NTRD	1613594225	US TREASURY BILL 10/16/25	07/21/2025	10/16/2025	4.22000	50,000,000.00	49,490,083.33	0.00	PIPER SANDLER COMPANIES
NTRD	1614771688	US TREASURY BILL 10/16/25	07/22/2025	10/16/2025	4.19250	50,000,000.00	49,499,229.17	0.00	RAYMOND, JAMES & ASSOC.INC
NTRD	1615482372	US TREASURY BILL 10/30/25	07/23/2025	10/30/2025	4.19000	50,000,000.00	49,423,875.00	0.00	FHN FINANCIAL CAPITAL MARKETS
NTRD	1615482376	US TREASURY BILL 10/30/25	07/23/2025	10/30/2025	4.19000	50,000,000.00	49,423,875.00	0.00	FHN FINANCIAL CAPITAL MARKETS
NTRD	1616295780	US TREASURY BILL 10/23/25	07/24/2025	10/23/2025	4.23000	50,000,000.00	49,465,375.00	0.00	DAIWA CAPITAL MARKETS AMERICA INC.
NTRD	1616295784	US TREASURY BILL 10/23/25	07/24/2025	10/23/2025	4.23000	50,000,000.00	49,465,375.00	0.00	DAIWA CAPITAL MARKETS AMERICA INC.
NTRD	1617220837	US TREASURY BILL 10/23/25	07/25/2025	10/23/2025	4.23000	50,000,000.00	49,471,250.00	0.00	WELLS FARGO
NTRD	1617220842	US TREASURY BILL 10/23/25	07/25/2025	10/23/2025	4.23000	50,000,000.00	49,471,250.00	0.00	WELLS FARGO
NTRD	1619656395	US TREASURY BILL 10/23/25	07/28/2025	10/23/2025	4.23000	50,000,000.00	49,488,875.00	0.00	RAYMOND, JAMES & ASSOC.INC
NTRD	1619656398	US TREASURY BILL 10/23/25	07/28/2025	10/23/2025	4.23000	50,000,000.00	49,488,875.00	0.00	RAYMOND, JAMES & ASSOC.INC
NTRD	1620438910	US TREASURY BILL 11/04/25	07/29/2025	11/04/2025	4.21500	50,000,000.00	49,426,291.67	0.00	PIPER SANDLER COMPANIES
NTRD	1620438911	US TREASURY BILL 10/30/25	07/29/2025	10/30/2025	4.20000	50,000,000.00	49,457,500.00	0.00	FHN FINANCIAL CAPITAL MARKETS
NTRD	1620438914	US TREASURY BILL 10/30/25	07/29/2025	10/30/2025	4.20000	50,000,000.00	49,457,500.00	0.00	FHN FINANCIAL CAPITAL MARKETS
NTRD	1620438915	US TREASURY BILL 10/30/25	07/29/2025	10/30/2025	4.20000	50,000,000.00	49,457,500.00	0.00	FHN FINANCIAL CAPITAL MARKETS
NTRD	1620438916	US TREASURY BILL 10/09/25	07/29/2025	10/09/2025	4.22000	50,000,000.00	49,578,000.00	0.00	DAIWA CAPITAL MARKETS AMERICA INC.
NTRD	1620438917	US TREASURY BILL 10/09/25	07/29/2025	10/09/2025	4.22000	50,000,000.00	49,578,000.00	0.00	DAIWA CAPITAL MARKETS AMERICA INC.
NTRD	1620438919	US TREASURY BILL 11/04/25	07/29/2025	11/04/2025	4.21500	50,000,000.00	49,426,291.67	0.00	PIPER SANDLER COMPANIES
NTRD	1620438920	US TREASURY BILL 10/30/25	07/29/2025	10/30/2025	4.20000	50,000,000.00	49,457,500.00	0.00	FHN FINANCIAL CAPITAL MARKETS
NTRD	1620438925	US TREASURY BILL 11/04/25	07/29/2025	11/04/2025	4.21500	50,000,000.00	49,426,291.67	0.00	PIPER SANDLER COMPANIES
NTRD	1620438928	US TREASURY BILL 11/04/25	07/29/2025	11/04/2025	4.21500	50,000,000.00	49,426,291.67	0.00	PIPER SANDLER COMPANIES
NTRD	1621191376	US TREASURY BILL 10/30/25	07/30/2025	10/30/2025	4.22000	50,000,000.00	49,460,777.78	0.00	WELLS FARGO
NTRD	1621191377	US TREASURY BILL 10/30/25	07/30/2025	10/30/2025	4.22000	50,000,000.00	49,460,777.78	0.00	WELLS FARGO
NTRD	1622414797	US TREASURY BILL 10/30/25	07/31/2025	10/30/2025	4.22000	49,991,000.00	49,457,734.89	0.00	PIPER SANDLER COMPANIES
NTRD	1607389483	US TREASURY BILL 10/02/25	07/14/2025	10/02/2025	4.22000	50,000,000.00	49,531,111.11	0.00	DAIWA CAPITAL MARKETS AMERICA INC.
NTRD	1607389480	US TREASURY BILL 10/02/25	07/14/2025	10/02/2025	4.22000	50,000,000.00	49,531,111.11	0.00	DAIWA CAPITAL MARKETS AMERICA INC.
NTRD	1610475892	US TREASURY BILL 10/16/25	07/16/2025	10/16/2025	4.20000	50,000,000.00	49,463,333.33	0.00	RAYMOND, JAMES & ASSOC.INC
NTRD	1610475905	US TREASURY BILL 10/16/25	07/16/2025	10/16/2025	4.20000	8,944,000.00	8,848,001.07	0.00	RAYMOND, JAMES & ASSOC.INC
NTRD	1612690515	US TREASURY BILL 10/21/25	07/18/2025	10/21/2025	4.18000	50,000,000.00	49,448,472.22	0.00	FHN FINANCIAL CAPITAL MARKETS
NTRD	1612690518	US TREASURY BILL 10/21/25	07/18/2025	10/21/2025	4.18000	50,000,000.00	49,448,472.22	0.00	FHN FINANCIAL CAPITAL MARKETS
<b>US TBILLS TOTAL</b>						<b>2,177,676,000.00</b>	<b>2,155,194,924.23</b>	<b>0.00</b>	
<b>NTRD- PSI TOTAL</b>						<b>10,265,230,000.00</b>	<b>10,173,598,191.59</b>	<b>0.00</b>	
<b>PSI TOTAL</b>						<b>10,265,230,000.00</b>	<b>10,173,598,191.59</b>	<b>0.00</b>	

LOS ANGELES COUNTY TREASURER  
 INVESTMENT TRANSACTIONS JOURNAL  
 PURCHASE DETAIL REPORT  
 GROUP: SPECIFIC PURPOSE INVESTMENTS  
 FOR THE PERIOD: JULY 1, 2025 TO JULY 31, 2025  
 ATTACHMENT VIII

Account	Original Trs ID	Description	Settle Date	Maturity Date	Rate	PAR	Principal	Accr Interest	Broker/Dealer
<b>SCAQM-SOUTH COAST AIR QUALITY MG</b>									
LAIF-SCAQMD	1608665064	S OF C LAIF	07/15/2025	12/31/2025	0.00000	440,665.29	440,665.29	0.00	NONE
<b>MMFUND TOTAL</b>						<b>440,665.29</b>	<b>440,665.29</b>	<b>0.00</b>	
<b>SCAQM TOTAL</b>						<b>440,665.29</b>	<b>440,665.29</b>	<b>0.00</b>	
<b>SLIM-SCHOOLS LINKED INSURANCE MG</b>									
LAIF-SLIM	1608670394	S OF C LAIF	07/15/2025	12/31/2025	0.00000	41,594.32	41,594.32	0.00	NONE
<b>MMFUND TOTAL</b>						<b>41,594.32</b>	<b>41,594.32</b>	<b>0.00</b>	
<b>SLIM TOTAL</b>						<b>41,594.32</b>	<b>41,594.32</b>	<b>0.00</b>	
<b>WASIA-WHITTIER AREA SCHOOLS INS</b>									
LAIF-WASIA	1608670405	S OF C LAIF	07/15/2025	12/31/2025	0.00000	502.48	502.48	0.00	NONE
<b>MMFUND TOTAL</b>						<b>502.48</b>	<b>502.48</b>	<b>0.00</b>	
<b>WASIA TOTAL</b>						<b>502.48</b>	<b>502.48</b>	<b>0.00</b>	
<b>MMFUND TOTAL</b>						<b>482,762.09</b>	<b>482,762.09</b>	<b>0.00</b>	
<b>SPI TOTAL</b>						<b>482,762.09</b>	<b>482,762.09</b>	<b>0.00</b>	

LOS ANGELES COUNTY TREASURER  
INVESTMENT TRANSACTIONS JOURNAL  
PURCHASE DETAIL REPORT  
GROUP: SPECIFIC PURPOSE INVESTMENTS  
FOR THE PERIOD: JULY 1, 2025 TO JULY 31, 2025  
ATTACHMENT VIII

Account	Original Trs ID	Description	Settle Date	Maturity Date	Rate	PAR	Principal	Accr Interest	Broker/Dealer
SCAQMD-P61	1611215116	US TREASURY BILL 01/15/26	07/21/2025	01/15/2026	4.11000	30,000,000.00	29,390,350.00	0.00	PIPER SANDLER COMPANIES
SCAQMD-P66	1611215113	US TREASURY BILL 01/15/26	07/21/2025	01/15/2026	4.11000	40,000,000.00	39,187,133.33	0.00	PIPER SANDLER COMPANIES
SCAQMD-P6G	1611215115	US TREASURY BILL 01/15/26	07/21/2025	01/15/2026	4.11000	20,000,000.00	19,593,566.67	0.00	PIPER SANDLER COMPANIES
SCAQMD-P9A	1611215114	US TREASURY BILL 01/15/26	07/21/2025	01/15/2026	4.11000	40,000,000.00	39,187,133.33	0.00	PIPER SANDLER COMPANIES
SCAQMD-U5F	1611215117	US TREASURY BILL 01/15/26	07/21/2025	01/15/2026	4.11000	30,000,000.00	29,390,350.00	0.00	PIPER SANDLER COMPANIES
<b>SPI TOTAL</b>						<b>160,000,000.00</b>	<b>156,748,533.33</b>	<b>0.00</b>	
<b>SPI TOTAL</b>						<b>160,000,000.00</b>	<b>156,748,533.33</b>	<b>0.00</b>	

LOS ANGELES COUNTY TREASURER  
INVESTMENT TRANSACTIONS JOURNAL  
CALLS-SALES REPORT  
GROUP: POOLED SURPLUS INVESTMENTS  
FOR THE PERIOD: JULY 1, 2025 TO JULY 31, 2025  
ATTACHMENT VIII

Account	Original Trs ID	Description	CUSIP	Transaction Type	Settle Date	Maturity Date	Rate	PAR	Principal	Interest	Settlement Amount
NTRD	1594545789	FEDERAL NATIONAL MORTGAGE ASSOCIATION	3136GA5F2	Call Redemption	07/08/2025	01/08/2032	5.30000	50,000,000.00	50,000,000.00	-	50,000,000.00
NTRD	1604039497	FEDERAL NATIONAL MORTGAGE ASSOCIATION	3136GA5F2	Coupon	07/08/2025	01/08/2032	5.30000	-	-	1,325,000.00	1,325,000.00
NTRD	1607415625	FEDERAL FARM CREDIT BANKS FUNDING CORP	3133EPPV1	Call Redemption	07/14/2025	07/14/2028	5.43000	25,000,000.00	25,000,000.00	-	25,000,000.00
NTRD	1608366670	FEDERAL FARM CREDIT BANKS FUNDING CORP	3133EPPV1	Coupon	07/14/2025	07/14/2028	5.43000	-	-	678,750.00	678,750.00
NTRD	1611013764	FEDERAL HOME LOAN BANKS	3130B1WZ6	Call Redemption	07/16/2025	07/16/2031	5.60000	25,835,000.00	25,835,000.00	-	25,835,000.00
NTRD	1611013726	FEDERAL HOME LOAN BANKS	3130B1WZ6	Coupon	07/16/2025	07/16/2031	5.60000	-	-	723,380.00	723,380.00
NTRD	1612755773	FEDERAL FARM CREDIT BANKS FUNDING CORP	3133ERLJ8	Call Redemption	07/18/2025	07/18/2031	5.52000	25,000,000.00	25,000,000.00	-	25,000,000.00
NTRD	1613332313	FEDERAL FARM CREDIT BANKS FUNDING CORP	3133ERLJ8	Coupon	07/18/2025	07/18/2031	5.52000	-	-	690,000.00	690,000.00
NTRD	1612755773	FEDERAL FARM CREDIT BANKS FUNDING CORP	3133ERLJ8	Call Redemption	07/18/2025	07/18/2031	5.52000	36,769,000.00	36,769,000.00	-	36,769,000.00
NTRD	1613332313	FEDERAL FARM CREDIT BANKS FUNDING CORP	3133ERLJ8	Coupon	07/18/2025	07/18/2031	5.52000	-	-	1,014,824.40	1,014,824.40
NTRD	1614701999	FEDERAL FARM CREDIT BANKS FUNDING CORP	3133ERST9	Call Redemption	07/21/2025	09/11/2030	5.12000	50,000,000.00	50,000,000.00	-	50,000,000.00
NTRD	1614353211	FEDERAL FARM CREDIT BANKS FUNDING CORP	3133ERST9	Coupon	07/21/2025	09/11/2030	5.12000	-	-	924,444.44	924,444.44
NTRD	1614701999	FEDERAL FARM CREDIT BANKS FUNDING CORP	3133ERST9	Call Redemption	07/21/2025	09/11/2030	5.12000	50,000,000.00	50,000,000.00	-	50,000,000.00
NTRD	1614353211	FEDERAL FARM CREDIT BANKS FUNDING CORP	3133ERST9	Coupon	07/21/2025	09/11/2030	5.12000	-	-	924,444.44	924,444.44
NTRD	1614701999	FEDERAL FARM CREDIT BANKS FUNDING CORP	3133ERST9	Call Redemption	07/21/2025	09/11/2030	5.12000	47,700,000.00	47,700,000.00	-	47,700,000.00
NTRD	1614353211	FEDERAL FARM CREDIT BANKS FUNDING CORP	3133ERST9	Coupon	07/21/2025	09/11/2030	5.12000	-	-	881,920.00	881,920.00
NTRD	1607392129	FEDERAL NATIONAL MORTGAGE ASSOCIATION	3136GA6Q7	Call Redemption	07/22/2025	01/22/2032	5.51000	50,000,000.00	50,000,000.00	-	50,000,000.00
NTRD	1607392130	FEDERAL NATIONAL MORTGAGE ASSOCIATION	3136GA6Q7	Coupon	07/22/2025	01/22/2032	5.51000	-	-	1,377,500.00	1,377,500.00
NTRD	1613596166	FEDERAL NATIONAL MORTGAGE ASSOCIATION	3136GA5K1	Call Redemption	07/29/2025	01/29/2032	5.33000	50,000,000.00	50,000,000.00	-	50,000,000.00
NTRD	1613596167	FEDERAL NATIONAL MORTGAGE ASSOCIATION	3136GA5K1	Coupon	07/29/2025	01/29/2032	5.33000	-	-	1,332,500.00	1,332,500.00
NTRD	1613596163	FEDERAL NATIONAL MORTGAGE ASSOCIATION	3136GA5Q8	Call Redemption	07/29/2025	01/29/2032	5.38000	50,000,000.00	50,000,000.00	-	50,000,000.00
NTRD	1613596165	FEDERAL NATIONAL MORTGAGE ASSOCIATION	3136GA5Q8	Coupon	07/29/2025	01/29/2032	5.38000	-	-	1,345,000.00	1,345,000.00
NTRD	1613596168	FEDERAL NATIONAL MORTGAGE ASSOCIATION	3136GA6C8	Call Redemption	07/29/2025	01/29/2032	5.48000	50,000,000.00	50,000,000.00	-	50,000,000.00
NTRD	1613596169	FEDERAL NATIONAL MORTGAGE ASSOCIATION	3136GA6C8	Coupon	07/29/2025	01/29/2032	5.48000	-	-	1,370,000.00	1,370,000.00
<b>NTRD-PSI TOTAL</b>								<b>510,304,000.00</b>	<b>510,304,000.00</b>	<b>12,587,763.29</b>	<b>522,891,763.29</b>
<b>PSI TOTAL</b>								<b>510,304,000.00</b>	<b>510,304,000.00</b>	<b>12,587,763.29</b>	<b>522,891,763.29</b>

LOS ANGELES COUNTY TREASURER  
INVESTMENT TRANSACTIONS JOURNAL  
CALLS-SALES REPORT  
GROUP: SPECIFIC PURPOSE INVESTMENTS  
FOR THE PERIOD: JULY 1, 2025 TO JULY 31, 2025  
ATTACHMENT VIII

**There were no Specific Purpose Investments Calls/Sales.**

LOS ANGELES COUNTY TREASURER  
 COMPARISON OF INVESTMENT COST TO MARKET VALUE  
 AS OF JULY 31, 2025  
 ATTACHMENT IX

SECURITY TYPE	POOLED			SPECIFIC PURPOSE		
	Amortized Cost	Market Value	Mkt Value Difference	Amortized Cost	Market Value	Mkt Value Difference
Collateralized CD's	\$0.00	\$0.00	\$0.00	\$0.00	\$0.00	\$0.00
Negotiable CD's	1,800,000,000.00	1,799,886,425.00	(113,575.00)	0.00	0.00	0.00
Euro CD's	0.00	0.00	0.00	0.00	0.00	0.00
Bankers Acceptances	0.00	0.00	0.00	0.00	0.00	0.00
Commercial Paper	15,149,507,589.04	15,146,814,720.04	(2,692,869.00)	0.00	0.00	0.00
Governments	12,183,447,637.17	12,066,970,729.79	(116,476,907.38)	241,420,931.93	241,363,147.00	(57,784.93)
Agencies	24,114,977,884.68	22,732,693,914.90	(1,382,283,969.78)	73,405,000.00	52,059,374.07	(21,345,625.93)
Municipals	30,282,408.02	30,282,408.02	0.00	1,610,000.00	1,610,000.00	0.00
Corp. & Deposit Notes	0.00	0.00	0.00	0.00	0.00	0.00
Repurchase Agreements	0.00	0.00	0.00	0.00	0.00	0.00
Asset Backed	0.00	0.00	0.00	0.00	0.00	0.00
Other	0.00	0.00	0.00	44,546,312.89	44,546,312.89	0.00
<b>TOTAL</b>	<b><u>\$53,278,215,518.91</u></b>	<b><u>\$51,776,648,197.75</u></b>	<b><u>(\$1,501,567,321.16)</u></b>	<b><u>\$360,982,244.82</u></b>	<b><u>\$339,578,833.96</u></b>	<b><u>(\$21,403,410.86)</u></b>

**Market Pricing Policies and Source:**

The Pooled Surplus Investment Portfolio (PSI) is market priced monthly using Citibank Valuation Total Report month-end prices. Securities not actively traded, and therefore may not have a month-end price quoted in the Citibank Valuation Total Report, are priced in accordance with industry pricing standards and are shown on Attachment IXa. Bond Anticipation Notes are private placements not actively traded, are not included in the Citibank Valuation Total Report. Accordingly, market value is priced at Cost. Such non-traded securities make up 0.06 % of the PSI Portfolio.

**LOS ANGELES COUNTY TREASURER  
MARKET PRICING EXCEPTIONS  
AS OF JULY 31, 2025 ATTACHMENT  
IXa**

**There were no Market Pricing Exceptions**

LOS ANGELES COUNTY TREASURER  
 TREASURER PORTFOLIO COMPARED TO MARKET VALUE  
 FOR THE PERIOD: JULY 1, 2025 TO JULY 31, 2025  
 FUND: POOLED SURPLUS INVESTMENTS  
 ATTACHMENT X

Security ID	CUSIP	Description	Final Maturity	Face Rate	PAR	Amortized Cost	Historical Cost	Market Value
821809165	3133EMLN0	FEDERAL FARM CREDIT BANKS FUNDING CORP	12/23/2030	1.240	50,000,000.00	50,000,000.00	50,000,000.00	43,043,781.00
821810641	3133ENCC2	FEDERAL FARM CREDIT BANKS FUNDING CORP	10/27/2031	1.980	20,000,000.00	20,000,000.00	20,000,000.00	17,466,704.20
821809066	3133ELSL4	FEDERAL FARM CREDIT BANKS FUNDING CORP	06/03/2030	1.250	50,000,000.00	50,000,000.00	50,000,000.00	43,666,260.50
1361041879	3133ERSS1	FEDERAL FARM CREDIT BANKS FUNDING CORP	03/11/2032	5.250	19,085,000.00	19,085,000.00	19,085,000.00	19,075,391.47
1104833997	3133EPW50	FEDERAL FARM CREDIT BANKS FUNDING CORP	09/25/2026	5.200	25,000,000.00	25,000,000.00	25,000,000.00	24,986,617.50
821809918	3133EMNB4	FEDERAL FARM CREDIT BANKS FUNDING CORP	01/14/2031	1.380	25,000,000.00	25,000,000.00	25,000,000.00	21,401,003.00
821809490	3133EMFG2	FEDERAL FARM CREDIT BANKS FUNDING CORP	11/04/2030	1.370	50,000,000.00	50,000,000.00	50,000,000.00	43,425,927.00
821810656	3133ELXZ2	FEDERAL FARM CREDIT BANKS FUNDING CORP	04/27/2027	1.020	20,925,000.00	20,942,518.78	20,995,517.25	19,853,974.17
1434168057	3133ERJ69	FEDERAL FARM CREDIT BANKS FUNDING CORP	12/16/2032	5.200	25,000,000.00	25,000,000.00	25,000,000.00	24,820,789.25
821809462	3133EMVB5	FEDERAL FARM CREDIT BANKS FUNDING CORP	04/05/2029	1.730	25,000,000.00	25,000,000.00	25,000,000.00	23,070,051.00
821810615	3133ELZK9	FEDERAL FARM CREDIT BANKS FUNDING CORP	07/30/2029	1.120	20,000,000.00	20,000,000.00	20,000,000.00	17,819,466.60
821809731	3133ELC77	FEDERAL FARM CREDIT BANKS FUNDING CORP	05/27/2027	1.040	35,500,000.00	35,500,000.00	35,500,000.00	33,607,166.98
821809064	3133EMLN0	FEDERAL FARM CREDIT BANKS FUNDING CORP	12/23/2030	1.240	50,000,000.00	50,000,000.00	50,000,000.00	43,043,781.00
821809877	3133ENKZ2	FEDERAL FARM CREDIT BANKS FUNDING CORP	01/14/2032	2.000	25,000,000.00	24,919,081.29	24,875,000.00	21,737,584.00
821809507	3133ENJCS	FEDERAL FARM CREDIT BANKS FUNDING CORP	12/22/2026	1.290	25,000,000.00	25,000,000.00	25,000,000.00	24,036,848.00
821810701	3133ENFN5	FEDERAL FARM CREDIT BANKS FUNDING CORP	11/30/2026	1.540	25,000,000.00	25,000,000.00	25,000,000.00	24,196,754.50
821810441	3133ENLS7	FEDERAL FARM CREDIT BANKS FUNDING CORP	01/26/2032	2.320	25,000,000.00	25,000,000.00	25,000,000.00	22,055,488.25
821810497	3133EMV47	FEDERAL FARM CREDIT BANKS FUNDING CORP	04/01/2031	2.020	25,000,000.00	25,000,000.00	25,000,000.00	22,175,967.00
821810398	3133EMFP2	FEDERAL FARM CREDIT BANKS FUNDING CORP	01/27/2032	2.230	25,000,000.00	25,000,000.00	25,000,000.00	21,931,794.00
821809049	3133EMFH0	FEDERAL FARM CREDIT BANKS FUNDING CORP	11/04/2030	1.300	50,000,000.00	50,000,000.00	50,000,000.00	43,262,791.00
821809892	3133EMGT3	FEDERAL FARM CREDIT BANKS FUNDING CORP	11/19/2030	1.340	25,000,000.00	25,000,000.00	25,000,000.00	21,650,380.50
821809576	3133ELSF7	FEDERAL FARM CREDIT BANKS FUNDING CORP	12/01/2028	1.030	40,000,000.00	39,953,723.27	39,985,600.00	36,154,617.20
821809520	3133ENHP8	FEDERAL FARM CREDIT BANKS FUNDING CORP	12/29/2028	1.450	25,000,000.00	24,996,938.21	24,973,000.00	22,972,649.00
821810695	3133EMWA6	FEDERAL FARM CREDIT BANKS FUNDING CORP	04/14/2028	1.430	25,000,000.00	25,000,000.00	25,000,000.00	23,343,220.25
821809055	3133EMGT3	FEDERAL FARM CREDIT BANKS FUNDING CORP	11/19/2030	1.340	50,000,000.00	50,000,000.00	50,000,000.00	43,300,721.00
821810624	3133ENDC1	FEDERAL FARM CREDIT BANKS FUNDING CORP	11/03/2026	1.330	20,000,000.00	19,997,486.31	19,990,000.00	19,307,272.80
821810553	3133EMWB4	FEDERAL FARM CREDIT BANKS FUNDING CORP	04/14/2031	2.040	25,000,000.00	25,000,000.00	25,000,000.00	22,281,689.25
821809516	3133ENEM8	FEDERAL FARM CREDIT BANKS FUNDING CORP	11/23/2026	1.430	25,000,000.00	25,000,000.00	25,000,000.00	24,150,029.00
821809744	3133ENEF3	FEDERAL FARM CREDIT BANKS FUNDING CORP	11/16/2026	1.270	20,000,000.00	20,000,000.00	20,000,000.00	19,274,942.00
821809879	3133ENLL2	FEDERAL FARM CREDIT BANKS FUNDING CORP	01/20/2032	2.050	25,000,000.00	25,000,000.00	25,000,000.00	21,695,946.25
821810568	3133ELJ31	FEDERAL FARM CREDIT BANKS FUNDING CORP	08/12/2030	1.150	10,551,000.00	10,543,472.91	10,526,628.60	9,189,621.77
821809501	3133EL6D1	FEDERAL FARM CREDIT BANKS FUNDING CORP	09/10/2029	1.230	25,000,000.00	25,000,000.00	25,000,000.00	22,251,894.25
1434168061	3133ERJ69	FEDERAL FARM CREDIT BANKS FUNDING CORP	12/16/2032	5.200	25,000,000.00	25,000,000.00	25,000,000.00	24,820,789.25
1181108042	3133EPYC3	FEDERAL FARM CREDIT BANKS FUNDING CORP	10/20/2027	5.360	25,000,000.00	25,000,000.00	25,000,000.00	25,030,922.75
821809757	3133ENLE8	FEDERAL FARM CREDIT BANKS FUNDING CORP	01/18/2028	1.830	25,000,000.00	25,000,000.00	25,000,000.00	23,707,916.75
821810751	3133ENHB9	FEDERAL FARM CREDIT BANKS FUNDING CORP	12/14/2028	1.840	25,000,000.00	25,000,000.00	25,000,000.00	23,282,891.25
821809053	3133EMFH0	FEDERAL FARM CREDIT BANKS FUNDING CORP	11/04/2030	1.300	50,000,000.00	50,000,000.00	50,000,000.00	43,262,791.00
845641500	3133ENVT4	FEDERAL FARM CREDIT BANKS FUNDING CORP	05/03/2027	3.490	25,000,000.00	25,000,000.00	25,000,000.00	24,695,371.00
821810697	3133EMWA6	FEDERAL FARM CREDIT BANKS FUNDING CORP	04/14/2028	1.430	25,000,000.00	25,000,000.00	25,000,000.00	23,343,220.25
821809475	3133ELJ31	FEDERAL FARM CREDIT BANKS FUNDING CORP	08/12/2030	1.150	50,000,000.00	49,964,330.07	49,930,000.00	43,548,582.00
821810051	3133EMJZ6	FEDERAL FARM CREDIT BANKS FUNDING CORP	12/10/2031	1.170	37,000,000.00	36,881,084.92	36,794,280.00	30,561,049.84
903285066	3133ENJ35	FEDERAL FARM CREDIT BANKS FUNDING CORP	02/25/2026	3.320	25,000,000.00	24,999,243.78	24,995,350.00	24,868,433.25
1469416633	3133ERE49	FEDERAL FARM CREDIT BANKS FUNDING CORP	11/26/2032	5.230	50,000,000.00	49,895,678.45	49,888,500.00	49,654,743.00
821810781	3133ENKH2	FEDERAL FARM CREDIT BANKS FUNDING CORP	01/10/2028	1.600	25,000,000.00	25,000,000.00	25,000,000.00	23,585,971.75
821809572	3133EMWN8	FEDERAL FARM CREDIT BANKS FUNDING CORP	01/27/2027	0.700	40,000,000.00	40,000,000.00	40,000,000.00	38,069,016.80
821810092	3133EL4P6	FEDERAL FARM CREDIT BANKS FUNDING CORP	08/20/2029	1.140	25,000,000.00	25,000,000.00	25,000,000.00	22,258,775.00
821809783	3133ENCC2	FEDERAL FARM CREDIT BANKS FUNDING CORP	10/27/2031	1.980	25,000,000.00	25,000,000.00	25,000,000.00	21,833,380.25
821810303	3133ENGR5	FEDERAL FARM CREDIT BANKS FUNDING CORP	12/09/2031	2.200	25,000,000.00	25,000,000.00	25,000,000.00	22,049,366.25
821810753	3133ENHB9	FEDERAL FARM CREDIT BANKS FUNDING CORP	12/14/2028	1.840	25,000,000.00	25,000,000.00	25,000,000.00	23,282,891.25
1393456859	3133ERYN5	FEDERAL FARM CREDIT BANKS FUNDING CORP	10/28/2031	4.900	50,000,000.00	50,000,000.00	50,000,000.00	49,898,236.50
821810677	3133EMLM2	FEDERAL FARM CREDIT BANKS FUNDING CORP	02/21/2031	1.125	21,750,000.00	21,750,000.00	21,750,000.00	18,442,613.00
888963308	3133ENC40	FEDERAL FARM CREDIT BANKS FUNDING CORP	07/25/2029	4.330	25,000,000.00	25,000,000.00	25,000,000.00	24,931,629.00
821809512	3133ENDC1	FEDERAL FARM CREDIT BANKS FUNDING CORP	11/03/2026	1.330	25,000,000.00	25,000,000.00	25,000,000.00	24,134,091.00
821809015	3133EL4P6	FEDERAL FARM CREDIT BANKS FUNDING CORP	08/20/2029	1.140	43,338,000.00	43,308,604.84	43,272,993.00	38,588,031.64
1460488421	3133ERV73	FEDERAL FARM CREDIT BANKS FUNDING CORP	01/21/2032	5.190	21,315,000.00	21,315,000.00	21,315,000.00	21,585,392.50
821809911	3133EMGT3	FEDERAL FARM CREDIT BANKS FUNDING CORP	11/19/2030	1.340	25,000,000.00	25,000,000.00	25,000,000.00	21,650,380.50
821810776	3133ENKH2	FEDERAL FARM CREDIT BANKS FUNDING CORP	01/10/2028	1.600	25,000,000.00	25,000,000.00	25,000,000.00	23,585,971.75
821809286	3133EMXS1	FEDERAL FARM CREDIT BANKS FUNDING CORP	03/15/2029	1.550	50,000,000.00	49,851,793.73	49,675,000.00	45,788,254.00
906065817	3133ENJ76	FEDERAL FARM CREDIT BANKS FUNDING CORP	09/06/2029	4.400	25,000,000.00	25,000,000.00	25,000,000.00	24,943,431.75
821809486	3133EL6L3	FEDERAL FARM CREDIT BANKS FUNDING CORP	09/09/2030	1.320	50,000,000.00	50,000,000.00	50,000,000.00	43,702,245.50
821809738	3133ENLZ1	FEDERAL FARM CREDIT BANKS FUNDING CORP	01/26/2027	1.780	25,000,000.00	25,000,000.00	25,000,000.00	24,151,215.20
1359286051	3133ERSS1	FEDERAL FARM CREDIT BANKS FUNDING CORP	03/11/2032	5.250	50,000,000.00	50,000,000.00	50,000,000.00	49,974,827.00
821809273	3133EMLN0	FEDERAL FARM CREDIT BANKS FUNDING CORP	12/23/2030	1.240	50,000,000.00	50,000,000.00	50,000,000.00	43,043,781.00
861158866	3133ENXS4	FEDERAL FARM CREDIT BANKS FUNDING CORP	05/26/2026	3.375	25,000,000.00	25,000,000.00	25,000,000.00	24,832,790.50
821809142	3133EMLM2	FEDERAL FARM CREDIT BANKS FUNDING CORP	02/21/2031	1.125	22,956,000.00	22,954,745.26	22,953,704.40	19,465,246.36
821809667	3133ELC85	FEDERAL FARM CREDIT BANKS FUNDING CORP	05/27/2026	0.820	25,000,000.00	25,000,000.00	25,000,000.00	24,301,461.00
821809099	3133EMWN8	FEDERAL FARM CREDIT BANKS FUNDING CORP	01/27/2027	0.700	50,000,000.00	50,000,000.00	50,000,000.00	47,586,271.00
821809170	3133EMFU1	FEDERAL FARM CREDIT BANKS FUNDING CORP	11/03/2032	1.240	18,330,000.00	18,330,000.00	18,330,000.00	14,718,093.85
1372483908	3133ERUP4	FEDERAL FARM CREDIT BANKS FUNDING CORP	03/25/2030	4.840	50,000,000.00	50,000,000.00	50,000,000.00	49,698,009.50
1366639767	3133ERUP4	FEDERAL FARM CREDIT BANKS FUNDING CORP	03/25/2030	4.840	50,000,000.00	50,000,000.00	50,000,000.00	49,698,009.50
821810524	3133EMVA7	FEDERAL FARM CREDIT BANKS FUNDING CORP	04/01/2031	2.020	25,000,000.00	25,000,000.00	25,000,000.00	22,175,967.00
888663310	3133ENC40	FEDERAL FARM CREDIT BANKS FUNDING CORP	07/25/2029	4.330	50,000,000.00	50,000,000.00	50,000,000.00	49,863,258.00
821809056	3133EMVH2	FEDERAL FARM CREDIT BANKS FUNDING CORP	04/05/2028	1.570	50,000,000.00	50,000,000.00	50,000,000.00	46,967,387.00
821809499	3133EL5U4	FEDERAL FARM CREDIT BANKS FUNDING CORP	09/01/2028	1.120	25,000,000.00	25,000,000.00	25,000,000.00	22,937,067.25
821809133	3133EMVH2	FEDERAL FARM CREDIT BANKS FUNDING CORP	04/05/2028	1.570	50,000,000.00	50,000,000.00	50,000,000.00	46,967,387.00
1125181600	3133EPZ21	FEDERAL FARM CREDIT BANKS FUNDING CORP	11/03/2028	5.570	30,000,000.00	30,000,000.00	30,000,000.00	30,066,251.00
821810673	3133EMXS1	FEDERAL FARM CREDIT BANKS FUNDING CORP	03/15/2029	1.550	20,945,000.00	20,882,916.40	20,808,857.50	19,180,699.60
1382119138	3133ERXF3	FEDERAL FARM CREDIT BANKS FUNDING CORP	10/15/2031	4.900	50,000,000.00	50,000,000.00	50,000,000.00	49,893,198.50
821809297	3133EMUG5	FEDERAL FARM CREDIT BANKS FUNDING CORP	03/24/2031	1.980	50,000,000.00	49,929,223.90	49,875,000.00	44,354,573.00
821809508	3133EMJW3	FEDERAL FARM CREDIT BANKS FUNDING CORP	12/09/2027	0.860	26,200,000.00	26,200,000.00	26,200,000.00	24,322,073.18
821809480	3133EMKQ9	FEDERAL FARM CREDIT BANKS FUNDING CORP	12/23/2030	1.170	50,000,000.00	49,959,542.73	49,925,000.00	42,772,077.00
829937661	3133ENTQ3	FEDERAL FARM CREDIT BANKS FUNDING CORP	04/04/2029	3.500	21,000,000.00	21,000,000.00	21,000,000.00	20,469,890.91
821810744	3133ENG06	FEDERAL FARM CREDIT BANKS FUNDING CORP	12/06/2028	1.780	25,000,000.00	25,000,000.00	25,000,000.00	23

LOS ANGELES COUNTY TREASURER  
 TREASURER PORTFOLIO COMPARED TO MARKET VALUE  
 FOR THE PERIOD: JULY 1, 2025 TO JULY 31, 2025  
 FUND: POOLED SURPLUS INVESTMENTS  
 ATTACHMENT X

Security ID	CUSIP	Description	Final Maturity	Face Rate	PAR	Amortized Cost	Historical Cost	Market Value
821809164	313SEL56	FEDERAL FARM CREDIT BANKS FUNDING CORP	09/03/2030	1.240	50,000,000.00	49,949,096.39	49,900,000.00	43,309,233.50
821809308	313ENJM3	FEDERAL FARM CREDIT BANKS FUNDING CORP	12/27/2027	1.480	50,000,000.00	50,000,000.00	50,000,000.00	47,066,856.00
821809732	313SELED2	FEDERAL FARM CREDIT BANKS FUNDING CORP	12/18/2025	1.820	36,274,000.00	36,272,845.15	36,255,863.00	35,920,385.81
821810586	313ENMT4	FEDERAL FARM CREDIT BANKS FUNDING CORP	02/01/2030	2.050	25,000,000.00	25,000,000.00	25,000,000.00	22,851,189.25
821809493	313EMYE6	FEDERAL FARM CREDIT BANKS FUNDING CORP	05/04/2026	1.000	25,000,000.00	24,994,331.88	24,962,500.00	24,387,487.25
821809465	313SEL6L3	FEDERAL FARM CREDIT BANKS FUNDING CORP	09/09/2030	1.320	32,190,000.00	32,190,000.00	32,190,000.00	28,135,505.65
821810530	313EMWB4	FEDERAL FARM CREDIT BANKS FUNDING CORP	04/14/2031	2.040	25,000,000.00	25,000,000.00	25,000,000.00	22,281,689.25
863901902	313ENXX3	FEDERAL FARM CREDIT BANKS FUNDING CORP	06/01/2029	3.930	25,000,000.00	24,989,734.06	24,981,250.00	24,789,231.50
866508567	313ENXV7	FEDERAL FARM CREDIT BANKS FUNDING CORP	06/02/2031	4.330	25,000,000.00	25,000,000.00	25,000,000.00	24,781,017.75
1126839223	313EPZZ1	FEDERAL FARM CREDIT BANKS FUNDING CORP	11/03/2028	5.570	24,295,000.00	24,295,000.00	24,295,000.00	24,348,652.59
821809521	313ENKV1	FEDERAL FARM CREDIT BANKS FUNDING CORP	01/13/2027	1.500	25,000,000.00	24,994,920.59	24,982,500.00	24,073,170.25
821809050	313EMJK9	FEDERAL FARM CREDIT BANKS FUNDING CORP	12/09/2030	1.280	50,000,000.00	49,933,050.36	49,875,000.00	43,219,516.00
1122064631	313EPZH1	FEDERAL FARM CREDIT BANKS FUNDING CORP	10/27/2026	5.420	50,000,000.00	50,000,000.00	50,000,000.00	50,017,887.00
821809224	313SEL56	FEDERAL FARM CREDIT BANKS FUNDING CORP	09/03/2030	1.240	50,000,000.00	50,000,000.00	50,000,000.00	43,309,233.50
821810455	313EMGK2	FEDERAL FARM CREDIT BANKS FUNDING CORP	11/12/2030	1.030	25,000,000.00	24,993,397.47	24,987,500.00	21,296,668.50
1365839319	313ERUP4	FEDERAL FARM CREDIT BANKS FUNDING CORP	03/25/2030	4.840	50,000,000.00	50,000,000.00	50,000,000.00	49,698,009.50
821810743	313ENGD6	FEDERAL FARM CREDIT BANKS FUNDING CORP	12/06/2028	1.780	25,000,000.00	25,000,000.00	25,000,000.00	23,246,685.75
821809702	313EMUK6	FEDERAL FARM CREDIT BANKS FUNDING CORP	03/25/2026	1.050	25,000,000.00	25,000,000.00	25,000,000.00	24,487,619.00
1121394790	313EPTY6	FEDERAL FARM CREDIT BANKS FUNDING CORP	10/20/2028	5.520	39,370,000.00	39,370,000.00	39,370,000.00	39,430,284.92
821809506	313EMMD1	FEDERAL FARM CREDIT BANKS FUNDING CORP	01/06/2031	1.240	25,000,000.00	25,000,000.00	25,000,000.00	21,427,937.50
821810700	313ENFN5	FEDERAL FARM CREDIT BANKS FUNDING CORP	11/30/2026	1.540	25,000,000.00	25,000,000.00	25,000,000.00	24,196,754.50
900293453	313ENGN1	FEDERAL FARM CREDIT BANKS FUNDING CORP	08/16/2032	4.700	25,000,000.00	24,982,398.03	24,975,000.00	24,615,477.75
1046329690	313EPM40	FEDERAL FARM CREDIT BANKS FUNDING CORP	06/09/2028	4.690	25,000,000.00	25,000,000.00	25,000,000.00	24,972,603.25
821810134	313EMJU3	FEDERAL FARM CREDIT BANKS FUNDING CORP	03/30/2027	1.300	25,000,000.00	25,000,000.00	25,000,000.00	23,890,499.75
821810638	313ENDL1	FEDERAL FARM CREDIT BANKS FUNDING CORP	11/08/2027	1.400	20,000,000.00	20,000,000.00	20,000,000.00	18,553,763.00
821810709	313ENFN5	FEDERAL FARM CREDIT BANKS FUNDING CORP	11/30/2026	1.540	25,000,000.00	25,000,000.00	25,000,000.00	24,196,754.50
821810248	313ELWV0	FEDERAL FARM CREDIT BANKS FUNDING CORP	04/21/2027	1.330	25,000,000.00	25,000,000.00	25,000,000.00	23,851,257.50
821809375	313ELXZ2	FEDERAL FARM CREDIT BANKS FUNDING CORP	04/27/2027	1.020	35,000,000.00	35,000,000.00	35,000,000.00	33,208,558.95
878042078	313ENZO6	FEDERAL FARM CREDIT BANKS FUNDING CORP	08/29/2032	4.700	20,000,000.00	19,944,724.88	19,920,000.00	19,698,480.60
821809771	313ENGL8	FEDERAL FARM CREDIT BANKS FUNDING CORP	12/07/2029	2.000	20,000,000.00	20,000,000.00	20,000,000.00	18,402,838.60
821809233	313ENEF3	FEDERAL FARM CREDIT BANKS FUNDING CORP	11/16/2026	1.270	20,000,000.00	20,000,000.00	20,000,000.00	19,274,942.00
821810653	313ENLL2	FEDERAL FARM CREDIT BANKS FUNDING CORP	01/20/2032	2.050	20,000,000.00	20,000,000.00	20,000,000.00	17,356,757.00
821809054	313ENMB4	FEDERAL FARM CREDIT BANKS FUNDING CORP	01/14/2031	1.380	50,000,000.00	49,987,272.72	49,940,000.00	42,802,006.00
821810431	313ENKY7	FEDERAL FARM CREDIT BANKS FUNDING CORP	12/21/2027	0.740	20,000,000.00	20,000,000.00	20,000,000.00	18,495,042.40
821810793	313EMWN8	FEDERAL FARM CREDIT BANKS FUNDING CORP	04/19/2029	1.700	25,000,000.00	25,000,000.00	25,000,000.00	22,965,890.00
821810319	313EMDT6	FEDERAL FARM CREDIT BANKS FUNDING CORP	01/21/2028	0.900	17,300,000.00	17,297,338.18	17,292,215.00	16,023,250.31
821809515	313ENXX5	FEDERAL FARM CREDIT BANKS FUNDING CORP	04/30/2029	1.430	30,000,000.00	30,000,000.00	30,000,000.00	27,265,746.30
1393456855	313ERYN5	FEDERAL FARM CREDIT BANKS FUNDING CORP	10/28/2031	4.900	50,000,000.00	50,000,000.00	50,000,000.00	49,898,236.50
821809880	313SEL85	FEDERAL FARM CREDIT BANKS FUNDING CORP	05/27/2026	0.820	25,000,000.00	25,000,000.00	25,000,000.00	24,301,461.00
821809756	313ENGL8	FEDERAL FARM CREDIT BANKS FUNDING CORP	12/07/2029	2.000	20,000,000.00	20,000,000.00	20,000,000.00	18,402,838.60
821810487	313EMVA7	FEDERAL FARM CREDIT BANKS FUNDING CORP	04/01/2031	2.020	25,000,000.00	25,000,000.00	25,000,000.00	22,175,967.00
821809220	313SEL56	FEDERAL FARM CREDIT BANKS FUNDING CORP	09/03/2030	1.240	50,000,000.00	50,000,000.00	50,000,000.00	43,309,233.50
821810459	313EMGK2	FEDERAL FARM CREDIT BANKS FUNDING CORP	11/12/2030	1.030	25,000,000.00	24,979,532.11	24,961,250.00	21,296,668.50
1373351812	313SERVP3	FEDERAL FARM CREDIT BANKS FUNDING CORP	04/01/2031	4.900	50,000,000.00	50,000,000.00	50,000,000.00	49,816,597.00
821809670	313SELSF7	FEDERAL FARM CREDIT BANKS FUNDING CORP	12/01/2028	1.030	25,000,000.00	25,000,000.00	25,000,000.00	22,596,635.75
1109093626	313EPW50	FEDERAL FARM CREDIT BANKS FUNDING CORP	09/25/2026	5.200	40,708,000.00	40,692,299.94	40,687,292.00	40,686,209.01
863901898	313ENXX3	FEDERAL FARM CREDIT BANKS FUNDING CORP	06/01/2029	3.930	20,000,000.00	20,000,000.00	20,000,000.00	19,831,385.20
821809940	313ENLNR9	FEDERAL FARM CREDIT BANKS FUNDING CORP	01/24/2029	2.000	25,000,000.00	25,000,000.00	25,000,000.00	23,332,369.50
821809474	313ENMSG8	FEDERAL FARM CREDIT BANKS FUNDING CORP	03/03/2027	1.100	50,000,000.00	49,990,090.14	49,962,500.00	47,730,271.50
821809067	313SELS4	FEDERAL FARM CREDIT BANKS FUNDING CORP	06/03/2030	1.250	50,000,000.00	50,000,000.00	50,000,000.00	43,666,260.50
821809418	313EMDT6	FEDERAL FARM CREDIT BANKS FUNDING CORP	01/21/2028	0.900	50,000,000.00	49,992,306.88	49,977,500.00	46,309,972.00
1131865559	313EPB38	FEDERAL FARM CREDIT BANKS FUNDING CORP	11/17/2027	5.230	25,000,000.00	25,000,000.00	25,000,000.00	25,004,995.75
821809044	313EMJK9	FEDERAL FARM CREDIT BANKS FUNDING CORP	12/09/2030	1.280	50,000,000.00	50,000,000.00	50,000,000.00	43,219,516.00
821809470	313ELTS3	FEDERAL FARM CREDIT BANKS FUNDING CORP	03/17/2027	1.000	50,000,000.00	50,000,000.00	50,000,000.00	47,559,445.50
868381884	313ENYM6	FEDERAL FARM CREDIT BANKS FUNDING CORP	06/08/2028	3.780	25,000,000.00	25,000,000.00	25,000,000.00	24,764,951.00
821810450	313ENLS7	FEDERAL FARM CREDIT BANKS FUNDING CORP	01/26/2032	2.320	25,000,000.00	25,000,000.00	25,000,000.00	22,055,488.25
821810762	313EMFG2	FEDERAL FARM CREDIT BANKS FUNDING CORP	11/04/2030	1.370	6,000,000.00	6,000,000.00	6,000,000.00	5,211,111.24
1132575157	313EPB38	FEDERAL FARM CREDIT BANKS FUNDING CORP	11/17/2027	5.230	25,000,000.00	25,000,000.00	25,000,000.00	25,004,995.75
821809873	313ENFL9	FEDERAL FARM CREDIT BANKS FUNDING CORP	11/29/2028	1.650	22,000,000.00	22,000,000.00	22,000,000.00	20,377,441.26
821809498	313ELZK9	FEDERAL FARM CREDIT BANKS FUNDING CORP	07/30/2029	1.120	25,000,000.00	25,000,000.00	25,000,000.00	22,274,333.25
888663309	313ENC40	FEDERAL FARM CREDIT BANKS FUNDING CORP	07/25/2029	4.330	25,000,000.00	25,000,000.00	25,000,000.00	24,931,629.00
1158562675	313EPN92	FEDERAL FARM CREDIT BANKS FUNDING CORP	12/22/2027	4.860	25,000,000.00	25,000,000.00	25,000,000.00	25,027,055.25
821809072	313EL4P6	FEDERAL FARM CREDIT BANKS FUNDING CORP	08/20/2029	1.140	45,200,000.00	45,200,000.00	45,200,000.00	40,243,865.20
821809940	313EMDV1	FEDERAL FARM CREDIT BANKS FUNDING CORP	10/21/2030	0.990	50,000,000.00	49,953,003.83	49,910,000.00	42,594,259.00
821809128	313EMVH2	FEDERAL FARM CREDIT BANKS FUNDING CORP	04/05/2028	1.570	50,000,000.00	50,000,000.00	50,000,000.00	46,967,387.00
821810280	313ENKM1	FEDERAL FARM CREDIT BANKS FUNDING CORP	01/12/2032	2.120	25,000,000.00	25,000,000.00	25,000,000.00	21,803,673.00
821810407	313ENMP2	FEDERAL FARM CREDIT BANKS FUNDING CORP	01/27/2032	2.230	25,000,000.00	25,000,000.00	25,000,000.00	21,931,794.00
113787134	313EPD51	FEDERAL FARM CREDIT BANKS FUNDING CORP	11/14/2028	5.250	17,349,000.00	17,343,294.59	17,340,325.50	17,353,282.95
821809216	313ELXZ2	FEDERAL FARM CREDIT BANKS FUNDING CORP	04/27/2027	1.020	50,000,000.00	50,000,000.00	50,000,000.00	47,440,798.50
821809054	313ENMB4	FEDERAL FARM CREDIT BANKS FUNDING CORP	01/14/2031	1.380	50,000,000.00	49,993,179.96	49,987,500.00	42,802,006.00
821810764	313EMGT3	FEDERAL FARM CREDIT BANKS FUNDING CORP	11/19/2030	1.340	6,525,000.00	6,525,000.00	6,525,000.00	5,650,744.09
821809231	313ENJK7	FEDERAL FARM CREDIT BANKS FUNDING CORP	12/23/2031	2.050	45,000,000.00	45,000,000.00	45,000,000.00	39,287,335.95
821810650	313EMGK2	FEDERAL FARM CREDIT BANKS FUNDING CORP	11/12/2030	1.030	20,000,000.00	19,930,134.03	19,868,200.00	17,037,334.80
821810222	313EMJU3	FEDERAL FARM CREDIT BANKS FUNDING CORP	03/30/2027	1.300	25,000,000.00	25,000,000.00	25,000,000.00	23,890,499.75
1372483909	313ERUP4	FEDERAL FARM CREDIT BANKS FUNDING CORP	03/25/2030	4.840	34,000,000.00	34,000,000.00	34,000,000.00	33,794,646.46
821809197	313EMW40	FEDERAL FARM CREDIT BANKS FUNDING CORP	04/21/2031	1.970	45,000,000.00	45,000,000.00	45,000,000.00	39,821,000.40
821810377	313EMFU1	FEDERAL FARM CREDIT BANKS FUNDING CORP	11/03/2032	1.240	18,340,000.00	18,340,000.00	18,340,000.00	14,726,123.36
821809513	313EMXW7	FEDERAL FARM CREDIT BANKS FUNDING CORP	04/28/2028	1.400	25,000,000.00	24,980,410.95	24,950,000.00	23,302,081.50
821809858	313ELXZ2	FEDERAL FARM CREDIT BANKS FUNDING CORP	04/27/2027	1.020	50,000,000.00	50,000,000.00	50,000,000.00	47,440,798.50
821810560	313ENMT4	FEDERAL FARM CREDIT BANKS FUNDING CORP	02/01/2030	2.050	25,000,000.00	25,000,000.00	25,000,000.00	22,851,189.25
821809076	313EMLN0	FEDERAL FARM CREDIT BANKS FUNDING CORP	12/23/2030	1.240	48,935,000.00	48,906,708.68	48,882,639.55	42,126,948.46
821810773	313ENEM8	FEDERAL FARM CREDIT BANKS FUNDING CORP	11/23/2026	1.430	10,000,000.00	10,000,000.00	10,000,000.00	9,660,011.60
829937660	313ENTQ3	FEDERAL FARM CREDIT BANKS FUNDING CORP	04/04/2029	3.500	8,200,000.00	8,200,000.00	8,200,000.00	7,993,005.02
821810084	313ENKB5	FEDERAL FARM CREDIT BANKS FUNDING CORP	01/05/2034	2.340	38,700,000.00</			

LOS ANGELES COUNTY TREASURER  
 TREASURER PORTFOLIO COMPARED TO MARKET VALUE  
 FOR THE PERIOD: JULY 1, 2025 TO JULY 31, 2025  
 FUND: POOLED SURPLUS INVESTMENTS  
 ATTACHMENT X

Security ID	CUSIP	Description	Final Maturity	Face Rate	PAR	Amortized Cost	Historical Cost	Market Value
867624350	3133ENYM6	FEDERAL FARM CREDIT BANKS FUNDING CORP	06/08/2028	3.780	25,000,000.00	25,000,000.00	25,000,000.00	24,764,951.00
821809496	3133ELXZ2	FEDERAL FARM CREDIT BANKS FUNDING CORP	04/27/2027	1.020	25,000,000.00	25,000,000.00	25,000,000.00	23,720,399.25
821810689	3133EMNB4	FEDERAL FARM CREDIT BANKS FUNDING CORP	01/14/2031	1.380	25,000,000.00	25,000,000.00	25,000,000.00	21,401,003.00
1104833999	3133EPW50	FEDERAL FARM CREDIT BANKS FUNDING CORP	09/25/2026	5.200	25,000,000.00	25,000,000.00	25,000,000.00	24,986,617.50
821810310	3133ENGR5	FEDERAL FARM CREDIT BANKS FUNDING CORP	12/09/2031	2.200	25,000,000.00	25,000,000.00	25,000,000.00	22,049,366.25
821810605	3133ENKM1	FEDERAL FARM CREDIT BANKS FUNDING CORP	01/12/2032	2.120	25,000,000.00	25,000,000.00	25,000,000.00	21,803,673.00
821810282	3133ENKM1	FEDERAL FARM CREDIT BANKS FUNDING CORP	01/12/2032	2.120	25,000,000.00	25,000,000.00	25,000,000.00	21,803,673.00
821809425	3133EMX00	FEDERAL FARM CREDIT BANKS FUNDING CORP	04/28/2026	0.940	25,000,000.00	25,000,000.00	25,000,000.00	24,410,129.25
821809130	3133EMVH2	FEDERAL FARM CREDIT BANKS FUNDING CORP	04/05/2028	1.570	50,000,000.00	49,956,954.23	49,887,500.00	46,967,387.00
1614771698	313313NE4	FEDERAL FARM CREDIT BANKS FUNDING CORP	10/20/2025	0.000	50,000,000.00	49,527,777.78	49,468,750.00	49,522,437.50
1603107874	313313LV8	FEDERAL FARM CREDIT BANKS FUNDING CORP	09/17/2025	0.000	50,000,000.00	49,722,569.45	49,580,902.78	49,718,000.00
1566146291	313313LE6	FEDERAL FARM CREDIT BANKS FUNDING CORP	09/02/2025	0.000	50,000,000.00	39,849,955.56	39,549,866.67	39,844,900.00
1615482377	313313MR6	FEDERAL FARM CREDIT BANKS FUNDING CORP	10/07/2025	0.000	50,000,000.00	49,604,513.89	49,551,388.89	49,599,083.50
1603107861	313313LV8	FEDERAL FARM CREDIT BANKS FUNDING CORP	09/17/2025	0.000	50,000,000.00	49,722,569.45	49,580,902.78	49,718,000.00
1616295783	313313NA2	FEDERAL FARM CREDIT BANKS FUNDING CORP	10/16/2025	0.000	50,000,000.00	49,551,388.89	49,504,166.67	49,546,021.00
1530676664	313313JW9	FEDERAL FARM CREDIT BANKS FUNDING CORP	08/01/2025	0.000	50,000,000.00	50,000,000.00	49,994,111.00	49,994,111.00
1608633548	313313LN6	FEDERAL FARM CREDIT BANKS FUNDING CORP	09/10/2025	0.000	50,000,000.00	49,762,777.78	49,661,958.33	49,759,125.00
1576702547	313313KL1	FEDERAL FARM CREDIT BANKS FUNDING CORP	08/15/2025	0.000	50,000,000.00	49,917,750.00	49,606,375.00	49,911,666.50
1615482383	313313MR6	FEDERAL FARM CREDIT BANKS FUNDING CORP	10/07/2025	0.000	50,000,000.00	49,604,513.89	49,551,388.89	49,599,083.50
1608633556	313313LN6	FEDERAL FARM CREDIT BANKS FUNDING CORP	09/10/2025	0.000	50,000,000.00	49,762,777.78	49,661,958.33	49,759,125.00
1566146292	313313KA5	FEDERAL FARM CREDIT BANKS FUNDING CORP	08/05/2025	0.000	50,000,000.00	49,976,555.56	49,601,444.44	49,970,555.50
1600977788	313313MJ4	FEDERAL FARM CREDIT BANKS FUNDING CORP	09/30/2025	0.000	50,000,000.00	49,647,500.00	49,477,125.00	49,641,625.00
1566983338	313313KC1	FEDERAL FARM CREDIT BANKS FUNDING CORP	08/07/2025	0.000	50,000,000.00	49,964,750.00	49,594,625.00	49,958,778.00
1587198831	313313KL1	FEDERAL FARM CREDIT BANKS FUNDING CORP	08/15/2025	0.000	50,000,000.00	49,917,750.00	49,671,000.00	49,911,666.50
1614771691	313313MS4	FEDERAL FARM CREDIT BANKS FUNDING CORP	10/08/2025	0.000	50,000,000.00	49,598,611.11	49,593,583.33	49,593,187.50
1612690511	313313MR6	FEDERAL FARM CREDIT BANKS FUNDING CORP	10/07/2025	0.000	50,000,000.00	49,603,583.33	49,520,750.00	49,599,083.50
1612690509	313313MR6	FEDERAL FARM CREDIT BANKS FUNDING CORP	10/07/2025	0.000	50,000,000.00	49,603,583.33	49,520,750.00	49,599,083.50
1616295789	313313NA2	FEDERAL FARM CREDIT BANKS FUNDING CORP	10/16/2025	0.000	50,000,000.00	49,551,388.89	49,504,166.67	49,546,021.00
1619683634	313313NV6	FEDERAL FARM CREDIT BANKS FUNDING CORP	11/04/2025	0.000	50,000,000.00	49,439,236.11	49,415,625.00	49,440,686.50
1584720938	313313KW7	FEDERAL FARM CREDIT BANKS FUNDING CORP	08/25/2025	0.000	50,000,000.00	48,859,333.33	48,595,583.33	48,852,778.00
1579727621	313313KS6	FEDERAL FARM CREDIT BANKS FUNDING CORP	08/21/2025	0.000	50,000,000.00	49,882,500.00	49,588,750.00	49,876,333.50
876366161	3133ENZN3	FEDERAL FARM CREDIT BANKS FUNDING CORP	06/29/2029	4.270	25,000,000.00	25,000,000.00	25,000,000.00	24,845,400.50
821810727	3130AKA71	FEDERAL HOME LOAN BANKS	10/08/2030	1.250	50,000,000.00	50,000,000.00	50,000,000.00	43,232,714.00
821809307	3130AJHW0	FEDERAL HOME LOAN BANKS	08/10/2028	1.020	32,995,000.00	32,995,000.00	32,995,000.00	30,201,743.27
821810783	3130AKPK6	FEDERAL HOME LOAN BANKS	01/27/2032	1.370	50,000,000.00	50,000,000.00	50,000,000.00	41,637,417.00
821810712	3130AKAQ9	FEDERAL HOME LOAN BANKS	10/07/2030	1.210	50,000,000.00	50,000,000.00	50,000,000.00	43,144,809.00
821809606	3130AMAB8	FEDERAL HOME LOAN BANKS	04/27/2029	1.550	25,000,000.00	25,000,000.00	25,000,000.00	22,839,484.75
870007040	3130ASFG9	FEDERAL HOME LOAN BANKS	06/29/2027	3.800	25,000,000.00	25,000,000.00	25,000,000.00	24,771,929.25
841371341	3130ARNL1	FEDERAL HOME LOAN BANKS	04/21/2027	3.260	25,000,000.00	25,000,000.00	25,000,000.00	24,618,430.50
821809632	3130APMY8	FEDERAL HOME LOAN BANKS	10/27/2027	1.400	25,000,000.00	25,000,000.00	25,000,000.00	23,593,964.00
821809587	3130AHL76	FEDERAL HOME LOAN BANKS	11/25/2026	2.080	40,950,000.00	40,950,000.00	40,950,000.00	39,852,321.74
821810738	3130AKPE0	FEDERAL HOME LOAN BANKS	01/27/2031	1.260	50,000,000.00	50,000,000.00	50,000,000.00	42,811,175.00
821809546	3130APNL5	FEDERAL HOME LOAN BANKS	10/27/2026	1.280	25,000,000.00	25,000,000.00	25,000,000.00	24,125,258.50
821809529	3130AKQK8	FEDERAL HOME LOAN BANKS	12/23/2030	1.250	25,000,000.00	25,000,000.00	25,000,000.00	21,463,980.00
821809167	3130AQLB7	FEDERAL HOME LOAN BANKS	01/26/2029	1.875	25,000,000.00	25,000,000.00	25,000,000.00	23,243,887.75
821809234	3130AQM42	FEDERAL HOME LOAN BANKS	01/27/2032	2.250	22,700,000.00	22,700,000.00	22,700,000.00	20,004,485.25
821809221	3130AQN0R	FEDERAL HOME LOAN BANKS	01/27/2027	1.750	25,000,000.00	25,000,000.00	25,000,000.00	24,136,928.25
821809460	3130AMAD4	FEDERAL HOME LOAN BANKS	11/12/2026	1.100	30,000,000.00	30,000,000.00	30,000,000.00	28,862,238.30
821810791	3130AKQC3	FEDERAL HOME LOAN BANKS	01/27/2033	1.500	50,000,000.00	50,000,000.00	50,000,000.00	40,601,871.00
821809243	3130AJC31	FEDERAL HOME LOAN BANKS	03/14/2031	1.500	25,000,000.00	24,844,943.48	24,723,000.00	21,754,094.50
821809215	3130AQM26	FEDERAL HOME LOAN BANKS	01/27/2027	1.700	25,000,000.00	25,000,000.00	25,000,000.00	24,119,084.00
821809230	3130AQL76	FEDERAL HOME LOAN BANKS	10/20/2032	2.160	25,000,000.00	25,000,000.00	25,000,000.00	21,920,073.75
1377030885	3130B2W04	FEDERAL HOME LOAN BANKS	01/10/2031	4.700	33,150,000.00	33,150,000.00	33,150,000.00	32,718,351.20
821809596	3130AQJR5	FEDERAL HOME LOAN BANKS	01/27/2027	1.500	25,000,000.00	25,000,000.00	25,000,000.00	24,066,896.00
821810778	3130AKXM3	FEDERAL HOME LOAN BANKS	02/17/2032	1.350	50,000,000.00	50,000,000.00	50,000,000.00	41,495,897.50
833040183	3130ARNE7	FEDERAL HOME LOAN BANKS	04/27/2027	3.250	50,000,000.00	50,000,000.00	50,000,000.00	49,223,100.50
821809611	3130AQ7B3	FEDERAL HOME LOAN BANKS	12/21/2027	1.610	25,000,000.00	25,000,000.00	25,000,000.00	23,626,583.75
821809583	3130AKK96	FEDERAL HOME LOAN BANKS	12/30/2030	1.250	40,440,000.00	40,440,000.00	40,440,000.00	34,699,036.90
841085426	3130ARKG5	FEDERAL HOME LOAN BANKS	04/21/2026	3.000	25,000,000.00	25,000,000.00	25,000,000.00	24,760,880.50
821809161	3130AQKJ6	FEDERAL HOME LOAN BANKS	01/19/2029	1.770	25,000,000.00	25,000,000.00	25,000,000.00	23,169,575.00
821809368	3130AKJA5	FEDERAL HOME LOAN BANKS	12/16/2030	1.280	33,200,000.00	33,194,646.39	33,190,040.00	28,569,987.43
821810055	3130AKAQ9	FEDERAL HOME LOAN BANKS	10/07/2030	1.210	38,200,000.00	38,200,000.00	38,200,000.00	32,962,634.00
821809693	3130AQ4R1	FEDERAL HOME LOAN BANKS	12/13/2028	1.700	25,000,000.00	25,000,000.00	25,000,000.00	23,172,059.50
821809680	3130ALV68	FEDERAL HOME LOAN BANKS	03/30/2026	1.030	25,000,000.00	25,000,000.00	25,000,000.00	24,465,242.14
824373426	3130AJK40	FEDERAL HOME LOAN BANKS	05/04/2027	1.200	19,444,444.44	19,444,444.44	19,444,444.44	18,474,822.25
821809174	3130AHL76	FEDERAL HOME LOAN BANKS	11/25/2026	2.080	50,000,000.00	50,000,000.00	50,000,000.00	48,659,733.50
821809202	3130AHNR0	FEDERAL HOME LOAN BANKS	12/16/2026	2.020	50,000,000.00	50,000,000.00	50,000,000.00	48,554,197.00
821809241	3130AQRV5	FEDERAL HOME LOAN BANKS	02/17/2032	2.400	25,000,000.00	25,000,000.00	25,000,000.00	22,199,756.25
858143703	3130AS6Q7	FEDERAL HOME LOAN BANKS	06/07/2027	3.250	25,000,000.00	25,000,000.00	25,000,000.00	24,639,300.50
1429008951	3130B3WR0	FEDERAL HOME LOAN BANKS	12/09/2031	5.275	46,670,000.00	46,653,472.14	46,651,798.70	46,596,324.40
877589745	3130ASHH5	FEDERAL HOME LOAN BANKS	06/28/2027	4.260	25,000,000.00	25,000,000.00	25,000,000.00	24,892,242.50
821809650	3130ALD43	FEDERAL HOME LOAN BANKS	02/24/2031	1.460	25,000,000.00	25,000,000.00	25,000,000.00	21,592,641.50
1430932218	3130B3ZR7	FEDERAL HOME LOAN BANKS	12/12/2031	5.250	29,750,000.00	29,750,000.00	29,750,000.00	29,704,114.79
1237998929	3130B0PR4	FEDERAL HOME LOAN BANKS	10/02/2028	5.000	25,000,000.00	25,000,000.00	25,000,000.00	25,010,829.75
821809149	3130AJSQ3	FEDERAL HOME LOAN BANKS	07/06/2027	1.020	24,185,000.00	24,183,332.09	24,178,953.75	22,826,148.85
821810799	3130AQJW4	FEDERAL HOME LOAN BANKS	01/27/2027	1.520	50,000,000.00	50,000,000.00	50,000,000.00	48,109,716.50
821809562	3130APWC5	FEDERAL HOME LOAN BANKS	11/23/2026	1.375	25,000,000.00	25,000,000.00	25,000,000.00	24,109,924.00
821810784	3130AQF24	FEDERAL HOME LOAN BANKS	12/29/2026	1.400	50,000,000.00	50,000,000.00	50,000,000.00	48,116,913.00
821809534	3130APM25	FEDERAL HOME LOAN BANKS	10/27/2026	1.250	25,000,000.00	25,000,000.00	25,000,000.00	24,116,313.25
821809644	3130AME73	FEDERAL HOME LOAN BANKS	05/18/2028	1.450	25,000,000.00	25,000,000.00	25,000,000.00	23,311,945.50
821810681	3130AKTV8	FEDERAL HOME LOAN BANKS	01/28/2031	1.320	50,000,000.00	50,000,000.00	50,000,000.00	42,952,219.50
821810610	3130APP33	FEDERAL HOME LOAN BANKS	11/17/2028	1.600	12,000,000.00	12,000,000.00	12,000,000.00	11,104,311.48
1432940650	3130B3ZR7	FEDERAL HOME LOAN BANKS	12/12/2031	5.250	15,000,000.00	15,000,000.00	15,000,000.00	14,976,864.60
821809659	3130AQF32	FEDERAL HOME LOAN BANKS	12/29/2027	1.500	25,000,000.00	25,000,000.00	25,000,000.00	23,551,826.25
821809166	3130AQB44	FEDERAL HOME LOAN BANKS	12/14/2029	1.800	25,000,000.00	25,000,000.00	25	

LOS ANGELES COUNTY TREASURER  
 TREASURER PORTFOLIO COMPARED TO MARKET VALUE  
 FOR THE PERIOD: JULY 1, 2025 TO JULY 31, 2025  
 FUND: POOLED SURPLUS INVESTMENTS  
 ATTACHMENT X

Security ID	CUSIP	Description	Final Maturity	Face Rate	PAR	Amortized Cost	Historical Cost	Market Value
877589744	3130ASDV8	FEDERAL HOME LOAN BANKS	06/28/2027	3.300	25,000,000.00	25,000,000.00	25,000,000.00	24,657,316.75
821810687	3130AQLQ4	FEDERAL HOME LOAN BANKS	01/27/2027	1.650	25,000,000.00	25,000,000.00	25,000,000.00	24,102,949.25
821810000	3130AKB96	FEDERAL HOME LOAN BANKS	10/02/2030	1.080	50,000,000.00	50,000,000.00	50,000,000.00	42,866,651.00
821809567	3130AK3V6	FEDERAL HOME LOAN BANKS	09/30/2030	1.300	39,950,000.00	39,950,000.00	39,950,000.00	34,661,464.14
821810730	3130AKKQ8	FEDERAL HOME LOAN BANKS	12/23/2030	1.250	50,000,000.00	50,000,000.00	50,000,000.00	42,927,960.00
821809694	3130AL4L5	FEDERAL HOME LOAN BANKS	08/24/2029	1.150	25,000,000.00	25,000,000.00	25,000,000.00	22,279,478.50
821810786	3130AKS23	FEDERAL HOME LOAN BANKS	01/27/2033	1.495	50,000,000.00	50,000,000.00	50,000,000.00	40,584,651.50
821809550	3130APYJ8	FEDERAL HOME LOAN BANKS	06/08/2026	1.290	25,000,000.00	25,000,000.00	25,000,000.00	24,378,688.75
821809972	3130AJRQ4	FEDERAL HOME LOAN BANKS	06/25/2027	1.000	50,000,000.00	50,000,000.00	50,000,000.00	47,210,773.50
1132575155	3130AXQ04	FEDERAL HOME LOAN BANKS	11/28/2028	5.250	50,000,000.00	50,000,000.00	50,000,000.00	50,029,607.00
821809145	3130AQ3P6	FEDERAL HOME LOAN BANKS	12/08/2031	2.080	24,000,000.00	24,000,000.00	24,000,000.00	21,005,989.92
821809636	3130APX26	FEDERAL HOME LOAN BANKS	12/01/2026	1.400	25,000,000.00	25,000,000.00	25,000,000.00	24,103,749.75
1620438924	31335KB1	FEDERAL HOME LOAN BANKS	08/06/2025	0.000	50,000,000.00	49,970,625.00	49,953,000.00	49,964,666.50
1585664051	31335LX2	FEDERAL HOME LOAN BANKS	09/19/2025	0.000	50,000,000.00	49,711,920.83	49,464,995.83	49,706,250.00
1612690519	31335LA2	FEDERAL HOME LOAN BANKS	08/29/2025	0.000	24,204,000.00	24,123,709.95	24,083,564.93	24,121,329.79
1571788938	31335LF1	FEDERAL HOME LOAN BANKS	09/03/2025	0.000	50,000,000.00	49,806,125.00	49,465,375.00	49,800,250.00
1566998332	31335KR6	FEDERAL HOME LOAN BANKS	08/20/2025	0.000	50,000,000.00	49,888,902.78	49,520,527.78	49,882,222.00
1612690517	31335MA1	FEDERAL HOME LOAN BANKS	09/22/2025	0.000	50,000,000.00	49,693,055.56	49,610,416.67	49,688,625.00
1593261943	31335KP0	FEDERAL HOME LOAN BANKS	08/18/2025	0.000	23,940,000.00	23,892,292.90	23,794,072.40	23,889,247.20
1608633555	31335LX2	FEDERAL HOME LOAN BANKS	09/19/2025	0.000	50,000,000.00	49,710,423.61	49,609,958.33	49,706,250.00
1558812868	31335LV6	FEDERAL HOME LOAN BANKS	09/17/2025	0.000	50,000,000.00	49,724,005.56	49,301,205.56	49,718,000.00
1620438913	31335KB1	FEDERAL HOME LOAN BANKS	08/06/2025	0.000	50,000,000.00	49,970,625.00	49,953,000.00	49,964,666.50
1557852621	31335KB1	FEDERAL HOME LOAN BANKS	08/06/2025	0.000	50,000,000.00	49,970,625.00	49,537,520.83	49,964,666.50
1592547088	31335KT2	FEDERAL HOME LOAN BANKS	08/22/2025	0.000	50,000,000.00	49,877,004.17	49,872,011.11	49,870,444.50
1602106394	31335MJ2	FEDERAL HOME LOAN BANKS	09/30/2025	0.000	50,000,000.00	49,645,833.33	49,498,263.89	49,641,625.00
1605352856	31335MB9	FEDERAL HOME LOAN BANKS	09/23/2025	0.000	33,289,000.00	33,080,712.58	32,994,253.65	33,077,781.30
1575338595	31335LA2	FEDERAL HOME LOAN BANKS	08/29/2025	0.000	22,371,000.00	22,297,660.41	22,150,981.22	22,294,590.51
1604234166	31335MK9	FEDERAL HOME LOAN BANKS	10/01/2025	0.000	50,000,000.00	49,642,472.22	49,507,666.67	49,634,458.50
1603107863	31335MA1	FEDERAL HOME LOAN BANKS	09/22/2025	0.000	36,696,000.00	36,470,197.28	36,365,980.64	36,467,475.66
1621191379	31335LP9	FEDERAL HOME LOAN BANKS	09/11/2025	0.000	50,000,000.00	49,757,986.12	49,746,180.56	49,753,250.00
1603107876	31335MS2	FEDERAL HOME LOAN BANKS	10/08/2025	0.000	50,000,000.00	49,597,761.11	49,461,709.72	49,593,187.50
1551984968	31335LJ0	FEDERAL HOME LOAN BANKS	08/04/2025	0.000	50,000,000.00	49,982,500.00	49,515,833.33	49,976,444.50
1612690512	31335MA1	FEDERAL HOME LOAN BANKS	09/22/2025	0.000	50,000,000.00	49,693,055.56	49,610,416.67	49,688,625.00
1549070537	31335KD7	FEDERAL HOME LOAN BANKS	08/08/2025	0.000	50,000,000.00	49,959,011.11	49,467,144.44	49,952,889.00
1616295786	31335N1	FEDERAL HOME LOAN BANKS	10/24/2025	0.000	50,000,000.00	49,504,166.66	49,462,468.06	49,498,854.00
1608633550	31335M26	FEDERAL HOME LOAN BANKS	10/15/2025	0.000	50,000,000.00	49,556,250.00	49,461,583.33	49,551,916.50
1611215451	31335M06	FEDERAL HOME LOAN BANKS	10/06/2025	0.000	50,000,000.00	49,611,791.67	49,523,562.50	49,604,979.00
1571788932	31335LF1	FEDERAL HOME LOAN BANKS	09/03/2025	0.000	50,000,000.00	49,806,125.00	49,465,375.00	49,800,250.00
1558812860	31335KR6	FEDERAL HOME LOAN BANKS	08/20/2025	0.000	50,000,000.00	49,888,375.00	49,465,375.00	49,882,222.00
1574036159	31335LH7	FEDERAL HOME LOAN BANKS	09/05/2025	0.000	50,000,000.00	49,794,423.61	49,465,501.39	49,788,500.00
1614771692	31335NG7	FEDERAL HOME LOAN BANKS	10/22/2025	0.000	50,000,000.00	49,515,630.56	49,462,468.06	49,510,646.00
1563184579	31335LH7	FEDERAL HOME LOAN BANKS	09/05/2025	0.000	50,000,000.00	49,795,590.28	49,410,131.94	49,788,500.00
1599837578	31335MH6	FEDERAL HOME LOAN BANKS	09/29/2025	0.000	50,000,000.00	49,654,604.17	49,478,979.17	49,647,500.00
1587186832	31335LL8	FEDERAL HOME LOAN BANKS	09/08/2025	0.000	50,000,000.00	49,778,597.22	49,533,888.89	49,770,875.00
1589656634	31335L1	FEDERAL HOME LOAN BANKS	09/15/2025	0.000	50,000,000.00	49,737,812.50	49,516,409.72	49,729,750.00
1597660214	31335MK9	FEDERAL HOME LOAN BANKS	10/01/2025	0.000	50,000,000.00	49,643,404.17	49,468,029.17	49,634,458.50
1585664055	31335LX2	FEDERAL HOME LOAN BANKS	09/19/2025	0.000	50,000,000.00	49,711,920.83	49,464,995.83	49,706,250.00
1579727622	31335LA2	FEDERAL HOME LOAN BANKS	08/29/2025	0.000	39,441,000.00	39,312,006.02	39,081,659.62	39,306,286.90
1558812864	31335KT2	FEDERAL HOME LOAN BANKS	08/22/2025	0.000	50,000,000.00	49,877,500.00	49,451,666.67	49,870,444.50
1563184590	31335LA2	FEDERAL HOME LOAN BANKS	08/29/2025	0.000	50,000,000.00	49,836,277.78	49,456,208.33	49,829,222.00
1616295788	31335M06	FEDERAL HOME LOAN BANKS	10/06/2025	0.000	50,000,000.00	49,612,708.33	49,565,763.89	49,604,979.00
1605352847	31335MU7	FEDERAL HOME LOAN BANKS	10/10/2025	0.000	50,000,000.00	49,586,125.00	49,461,962.50	49,581,396.00
1592547085	31335KT2	FEDERAL HOME LOAN BANKS	08/22/2025	0.000	50,000,000.00	49,877,004.17	49,872,011.11	49,870,444.50
1603107860	31335LV6	FEDERAL HOME LOAN BANKS	09/17/2025	0.000	50,000,000.00	49,721,916.67	49,579,916.67	49,718,000.00
1577247474	31335LN4	FEDERAL HOME LOAN BANKS	09/10/2025	0.000	50,000,000.00	49,765,333.33	49,466,133.33	49,759,125.00
1554385519	31335KL9	FEDERAL HOME LOAN BANKS	08/15/2025	0.000	50,000,000.00	49,917,886.11	49,466,259.72	49,911,666.50
1587198826	31335LL8	FEDERAL HOME LOAN BANKS	09/08/2025	0.000	50,000,000.00	49,778,597.22	49,533,888.89	49,770,875.00
1551984977	31335LJ0	FEDERAL HOME LOAN BANKS	08/04/2025	0.000	50,000,000.00	49,982,500.00	49,515,833.33	49,976,444.50
1608633554	31335LX2	FEDERAL HOME LOAN BANKS	09/19/2025	0.000	50,000,000.00	49,710,423.61	49,609,958.33	49,706,250.00
1566146290	31335LA2	FEDERAL HOME LOAN BANKS	08/29/2025	0.000	50,000,000.00	49,835,422.22	49,465,122.22	49,829,222.00
1554385528	31335KL9	FEDERAL HOME LOAN BANKS	08/15/2025	0.000	50,000,000.00	49,917,886.11	49,466,259.72	49,911,666.50
1616295782	31335MM5	FEDERAL HOME LOAN BANKS	10/03/2025	0.000	21,191,000.00	21,034,133.62	21,014,214.08	21,031,078.52
1578710551	31335LH7	FEDERAL HOME LOAN BANKS	09/05/2025	0.000	30,098,000.00	29,974,953.52	29,795,657.23	29,970,685.46
1620438912	31335KB1	FEDERAL HOME LOAN BANKS	08/06/2025	0.000	50,000,000.00	49,970,625.00	49,953,000.00	49,964,666.50
1605352842	31335LX2	FEDERAL HOME LOAN BANKS	09/19/2025	0.000	50,000,000.00	49,711,104.16	49,581,395.83	49,706,250.00
1611215450	31335LA2	FEDERAL HOME LOAN BANKS	08/29/2025	0.000	26,785,000.00	26,696,148.21	26,648,549.03	26,693,514.23
1613394273	31335LH7	FEDERAL HOME LOAN BANKS	09/05/2025	0.000	20,625,000.00	20,540,079.42	20,513,390.10	20,537,756.25
1604234167	31335MK9	FEDERAL HOME LOAN BANKS	10/01/2025	0.000	50,000,000.00	49,642,472.22	49,507,666.67	49,634,458.50
1621191380	31335LP9	FEDERAL HOME LOAN BANKS	09/11/2025	0.000	8,372,000.00	8,331,477.19	8,329,500.47	8,330,684.18
1607389482	31335LV6	FEDERAL HOME LOAN BANKS	09/17/2025	0.000	37,520,000.00	37,312,061.03	37,232,424.83	37,300,387.20
1620438901	31335KB1	FEDERAL HOME LOAN BANKS	08/06/2025	0.000	50,000,000.00	49,970,625.00	49,953,000.00	49,964,666.50
1616295785	31335M06	FEDERAL HOME LOAN BANKS	10/06/2025	0.000	50,000,000.00	49,612,708.33	49,565,763.89	49,604,979.00
1563184582	31335LH7	FEDERAL HOME LOAN BANKS	09/05/2025	0.000	33,825,000.00	33,686,716.82	33,425,954.26	33,681,920.25
1588875372	31335LL8	FEDERAL HOME LOAN BANKS	09/08/2025	0.000	20,524,000.00	20,433,118.59	20,339,845.56	20,429,948.72
1620438930	31335KW5	FEDERAL HOME LOAN BANKS	08/25/2025	0.000	47,117,000.00	46,983,815.95	46,967,167.94	46,978,266.87
1589656646	31335KR6	FEDERAL HOME LOAN BANKS	08/20/2025	0.000	50,000,000.00	49,888,559.72	49,671,544.44	49,882,222.00
1563184580	31335LA2	FEDERAL HOME LOAN BANKS	08/29/2025	0.000	50,000,000.00	49,836,277.78	49,456,208.33	49,829,222.00
1547029420	31335KB1	FEDERAL HOME LOAN BANKS	08/06/2025	0.000	50,000,000.00	49,970,770.83	49,468,029.17	49,964,666.50
1579727625	31335LQ7	FEDERAL HOME LOAN BANKS	09/12/2025	0.000	50,000,000.00	49,753,541.66	49,466,006.94	49,747,375.00
1611215452	31335M06	FEDERAL HOME LOAN BANKS	10/06/2025	0.000	50,000,000.00	49,611,791.67	49,523,562.50	49,604,979.00
1622414794	31335NW2	FEDERAL HOME LOAN BANKS	11/05/2025	0.000	50,000,000.00	49,434,666.67	49,428,777.78	49,434,840.50
1589656648	31335KC9	FEDERAL HOME LOAN BANKS	08/07/2025	0.000	50,000,000.00	49,964,875.00	49,742,416.67	49,958,778.00
1574036158	31335LH7	FEDERAL HOME LOAN BANKS	09/05/2025	0.000	50,000,000.00	49,794,423.61	49,465,501.39	49,788,500.00
1558812861	31335KR6	FEDERAL HOME LOAN BANKS	08/20/2025	0.000	50,000,000.00	49,888,375.00	49,465,375.00	49,882,222.00
1589656629	31335KC9	FEDERAL HOME LOAN BANKS	08/07/2025	0.000	50,000,000.00	49,964,875.00	49,742,416.67	49,958,778.00
1599837579	31335MH6	FEDERAL HOME LOAN BANKS	09/29/2025	0.000	50,000,000.00	49,654,604.17	49,478,979.17	49,647,500.00

LOS ANGELES COUNTY TREASURER  
 TREASURER PORTFOLIO COMPARED TO MARKET VALUE  
 FOR THE PERIOD: JULY 1, 2025 TO JULY 31, 2025  
 FUND: POOLED SURPLUS INVESTMENTS  
 ATTACHMENT X

Security ID	CUSIP	Description	Final Maturity	Face Rate	PAR	Amortized Cost	Historical Cost	Market Value
821810299	3134GWW74	FEDERAL HOME LOAN MORTGAGE CORP	09/26/2030	1.330	50,000,000.00	50,000,000.00	50,000,000.00	43,480,359.00
821810327	3134GXF76	FEDERAL HOME LOAN MORTGAGE CORP	12/16/2031	1.330	50,000,000.00	50,000,000.00	50,000,000.00	41,732,509.50
821810742	3134GWW51	FEDERAL HOME LOAN MORTGAGE CORP	10/08/2030	1.240	50,000,000.00	50,000,000.00	50,000,000.00	43,229,357.50
821809464	3134GXB55	FEDERAL HOME LOAN MORTGAGE CORP	11/12/2025	0.600	31,739,000.00	31,739,000.00	31,739,000.00	31,394,817.52
821810766	3134GWWY6	FEDERAL HOME LOAN MORTGAGE CORP	10/22/2030	1.260	50,000,000.00	49,992,163.21	49,985,000.00	43,220,492.00
821809559	3134GXCS1	FEDERAL HOME LOAN MORTGAGE CORP	11/25/2025	0.625	50,000,000.00	50,000,000.00	50,121,500.00	49,408,893.00
821809027	3134GWB96	FEDERAL HOME LOAN MORTGAGE CORP	09/09/2030	1.250	25,000,000.00	25,000,000.00	25,000,000.00	21,654,653.00
821810596	3134GW6Q4	FEDERAL HOME LOAN MORTGAGE CORP	11/12/2030	1.310	50,000,000.00	50,000,000.00	50,000,000.00	43,256,721.00
1400333398	3134HAWM1	FEDERAL HOME LOAN MORTGAGE CORP	11/14/2031	5.060	50,000,000.00	50,000,000.00	50,000,000.00	49,968,311.50
821810333	3134GXF58	FEDERAL HOME LOAN MORTGAGE CORP	12/09/2031	1.330	50,000,000.00	50,000,000.00	50,000,000.00	41,758,273.00
1252508128	3134H1J87	FEDERAL HOME LOAN MORTGAGE CORP	05/03/2029	5.450	25,000,000.00	25,000,000.00	25,000,000.00	25,033,774.50
821810415	3134GXE86	FEDERAL HOME LOAN MORTGAGE CORP	11/23/2032	1.420	50,000,000.00	50,000,000.00	50,000,000.00	40,596,845.00
1455466556	3134HA2A0	FEDERAL HOME LOAN MORTGAGE CORP	01/29/2032	5.220	50,000,000.00	50,000,000.00	50,000,000.00	50,106,175.50
821809598	3134GWD1A	FEDERAL HOME LOAN MORTGAGE CORP	07/29/2027	1.000	50,000,000.00	50,000,000.00	50,000,000.00	47,082,050.50
821810804	3134GWLUN4	FEDERAL HOME LOAN MORTGAGE CORP	09/30/2030	1.240	50,000,000.00	50,000,000.00	50,000,000.00	43,261,059.00
821809030	3134GWRG3	FEDERAL HOME LOAN MORTGAGE CORP	09/03/2030	1.260	25,000,000.00	25,000,000.00	25,000,000.00	21,677,171.00
821810292	3134GXEK6	FEDERAL HOME LOAN MORTGAGE CORP	11/25/2031	1.320	50,000,000.00	50,000,000.00	50,000,000.00	41,782,493.00
821809639	3134GWS20	FEDERAL HOME LOAN MORTGAGE CORP	09/28/2028	1.000	50,000,000.00	50,000,000.00	50,000,000.00	45,546,243.50
821810580	3134GW4K9	FEDERAL HOME LOAN MORTGAGE CORP	10/28/2030	1.310	50,000,000.00	50,000,000.00	50,000,000.00	43,316,264.50
821810750	3134GWUA2	FEDERAL HOME LOAN MORTGAGE CORP	09/30/2030	1.250	50,000,000.00	50,000,000.00	50,000,000.00	43,284,089.00
821809211	3134GWG44	FEDERAL HOME LOAN MORTGAGE CORP	12/09/2025	0.500	50,000,000.00	50,000,000.00	50,000,000.00	49,314,449.50
821809090	3134GWAJ5	FEDERAL HOME LOAN MORTGAGE CORP	02/12/2029	1.100	25,000,000.00	25,000,000.00	25,000,000.00	22,564,229.50
821810509	3134GWZZ2	FEDERAL HOME LOAN MORTGAGE CORP	10/28/2030	1.300	50,000,000.00	50,000,000.00	50,000,000.00	43,293,077.50
821809553	3134GXCS1	FEDERAL HOME LOAN MORTGAGE CORP	11/25/2025	0.625	50,000,000.00	50,000,000.00	50,121,500.00	49,408,893.00
907051191	3134GXY32	FEDERAL HOME LOAN MORTGAGE CORP	09/19/2025	4.050	25,000,000.00	25,000,000.00	25,000,000.00	24,983,676.25
821810772	3134GWZ74	FEDERAL HOME LOAN MORTGAGE CORP	10/21/2030	1.270	50,000,000.00	50,000,000.00	50,000,000.00	43,247,025.50
821810281	3134GXE4C	FEDERAL HOME LOAN MORTGAGE CORP	11/25/2031	1.320	50,000,000.00	50,000,000.00	50,000,000.00	41,782,493.00
821809635	3134GWS20	FEDERAL HOME LOAN MORTGAGE CORP	09/28/2028	1.000	50,000,000.00	50,000,000.00	50,000,000.00	45,546,243.50
821810703	3134GKX7	FEDERAL HOME LOAN MORTGAGE CORP	01/06/2031	1.150	50,000,000.00	50,000,000.00	50,000,000.00	42,639,844.50
821809088	3134GVX78	FEDERAL HOME LOAN MORTGAGE CORP	06/28/2027	1.000	25,000,000.00	24,999,931.98	24,999,750.00	23,593,739.50
821810746	3134GWTM8	FEDERAL HOME LOAN MORTGAGE CORP	09/30/2030	1.250	50,000,000.00	50,000,000.00	50,000,000.00	43,284,089.00
821809605	3134GVR22	FEDERAL HOME LOAN MORTGAGE CORP	05/04/2027	1.050	50,000,000.00	50,000,000.00	50,000,000.00	47,428,716.00
821809108	3134GWCY9	FEDERAL HOME LOAN MORTGAGE CORP	09/17/2030	1.280	25,000,000.00	25,000,000.00	25,000,000.00	21,673,876.25
821810457	3134GXE03	FEDERAL HOME LOAN MORTGAGE CORP	11/26/2032	1.490	50,000,000.00	50,000,000.00	50,000,000.00	40,802,599.00
821809093	3134GWAQ7	FEDERAL HOME LOAN MORTGAGE CORP	08/20/2029	1.100	25,000,000.00	25,000,000.00	25,000,000.00	22,221,860.00
821810698	3134GJU09	FEDERAL HOME LOAN MORTGAGE CORP	05/27/2027	1.070	50,000,000.00	50,000,000.00	50,000,000.00	47,360,065.00
821810059	3134GXB55	FEDERAL HOME LOAN MORTGAGE CORP	11/12/2025	0.600	50,000,000.00	50,000,000.00	50,000,000.00	49,457,792.50
821809648	3134GWSX5	FEDERAL HOME LOAN MORTGAGE CORP	09/23/2030	1.250	50,000,000.00	50,000,000.00	50,000,000.00	43,256,929.50
821810414	3134GHWY7	FEDERAL HOME LOAN MORTGAGE CORP	11/17/2031	1.410	50,000,000.00	50,000,000.00	50,000,000.00	42,057,331.50
1403344801	3134HAW57	FEDERAL HOME LOAN MORTGAGE CORP	11/18/2031	5.200	50,000,000.00	50,000,000.00	50,000,000.00	49,959,197.50
904121725	3134GXW26	FEDERAL HOME LOAN MORTGAGE CORP	09/12/2025	4.000	25,000,000.00	25,000,000.00	25,000,000.00	24,984,145.75
821810771	3134GZW66	FEDERAL HOME LOAN MORTGAGE CORP	10/22/2030	1.270	50,000,000.00	50,000,000.00	50,000,000.00	43,243,655.00
821809661	3134GVMJ9	FEDERAL HOME LOAN MORTGAGE CORP	04/28/2026	1.000	50,000,000.00	50,000,000.00	50,000,000.00	48,798,345.50
821810756	3134GWPX6	FEDERAL HOME LOAN MORTGAGE CORP	10/15/2030	1.250	50,000,000.00	50,000,000.00	50,000,000.00	43,226,355.00
821809063	3134GWAJ5	FEDERAL HOME LOAN MORTGAGE CORP	07/22/2026	0.830	25,000,000.00	25,000,000.00	25,000,000.00	24,197,868.75
821809091	3134GWWY5	FEDERAL HOME LOAN MORTGAGE CORP	08/25/2028	1.070	25,000,000.00	25,000,000.00	25,000,000.00	22,886,798.00
821810517	3134GW3N4	FEDERAL HOME LOAN MORTGAGE CORP	10/28/2030	1.300	50,000,000.00	50,000,000.00	50,000,000.00	43,293,077.50
1389644050	3134HATJ2	FEDERAL HOME LOAN MORTGAGE CORP	11/06/2031	5.020	50,000,000.00	50,000,000.00	50,000,000.00	50,004,309.50
821810347	3134GXT11	FEDERAL HOME LOAN MORTGAGE CORP	11/26/2030	1.360	50,000,000.00	50,000,000.00	50,000,000.00	43,322,372.50
821809026	3134GWD45	FEDERAL HOME LOAN MORTGAGE CORP	09/16/2030	1.250	25,000,000.00	25,000,000.00	25,000,000.00	21,641,568.00
903285065	3134GXU44	FEDERAL HOME LOAN MORTGAGE CORP	09/07/2027	4.050	25,000,000.00	25,000,000.00	25,000,000.00	24,910,541.00
821809112	3134GWF68	FEDERAL HOME LOAN MORTGAGE CORP	09/17/2030	1.320	25,000,000.00	25,000,000.00	25,000,000.00	21,719,416.25
821809631	3134GXCS1	FEDERAL HOME LOAN MORTGAGE CORP	11/25/2025	0.625	50,000,000.00	50,000,000.00	50,121,500.00	49,408,893.00
821810765	3134GWWY7	FEDERAL HOME LOAN MORTGAGE CORP	10/15/2030	1.260	50,000,000.00	50,000,000.00	50,000,000.00	43,249,457.00
1365011209	3134HALW1	FEDERAL HOME LOAN MORTGAGE CORP	09/17/2029	4.700	50,000,000.00	50,000,000.00	50,000,000.00	49,965,927.00
821809209	3134GKAK0	FEDERAL HOME LOAN MORTGAGE CORP	08/09/2032	1.500	50,000,000.00	50,000,000.00	50,000,000.00	41,926,952.50
1455466555	3134HAZE2	FEDERAL HOME LOAN MORTGAGE CORP	01/29/2032	5.260	50,000,000.00	50,000,000.00	50,000,000.00	50,113,477.50
899279676	3134GXS21	FEDERAL HOME LOAN MORTGAGE CORP	08/25/2025	3.800	25,000,000.00	25,000,000.00	25,000,000.00	24,989,711.00
821810541	3134GW4S2	FEDERAL HOME LOAN MORTGAGE CORP	10/28/2030	1.300	50,000,000.00	50,000,000.00	50,000,000.00	43,293,077.50
821809024	3134GWRH1	FEDERAL HOME LOAN MORTGAGE CORP	08/26/2030	1.250	25,000,000.00	25,000,000.00	25,000,000.00	21,680,201.25
821810360	3134GXB99	FEDERAL HOME LOAN MORTGAGE CORP	01/06/2033	1.360	50,000,000.00	50,000,000.00	50,000,000.00	40,212,152.50
821809110	3134GW6Q4	FEDERAL HOME LOAN MORTGAGE CORP	11/12/2030	1.310	25,000,000.00	25,000,000.00	25,000,000.00	21,628,360.50
821809642	3134GWSX5	FEDERAL HOME LOAN MORTGAGE CORP	09/23/2030	1.250	50,000,000.00	50,000,000.00	50,000,000.00	43,256,929.50
821809657	3134GVMJ4	FEDERAL HOME LOAN MORTGAGE CORP	03/17/2026	1.000	50,000,000.00	50,000,000.00	50,000,000.00	48,976,513.00
906927716	3134GXQ80	FEDERAL HOME LOAN MORTGAGE CORP	08/29/2025	3.750	25,000,000.00	25,000,000.00	25,000,000.00	24,987,077.75
821810506	3134GWNZ9	FEDERAL HOME LOAN MORTGAGE CORP	10/28/2030	1.300	50,000,000.00	50,000,000.00	50,000,000.00	43,293,077.50
821810691	3134GVTY4	FEDERAL HOME LOAN MORTGAGE CORP	05/27/2027	1.050	50,000,000.00	50,000,000.00	50,000,000.00	47,342,717.00
821809599	3134GQQ33	FEDERAL HOME LOAN MORTGAGE CORP	09/28/2028	1.000	50,000,000.00	50,000,000.00	50,000,000.00	45,546,208.50
821810463	3134GWFZ6	FEDERAL HOME LOAN MORTGAGE CORP	10/21/2030	1.290	50,000,000.00	50,000,000.00	50,000,000.00	43,293,383.00
907051190	3134GX400	FEDERAL HOME LOAN MORTGAGE CORP	09/19/2025	4.100	25,000,000.00	25,000,000.00	25,000,000.00	24,985,305.75
821809653	3134GWDV5	FEDERAL HOME LOAN MORTGAGE CORP	07/29/2027	0.830	50,000,000.00	50,000,000.00	50,000,000.00	46,928,520.50
821810448	3134GXEN0	FEDERAL HOME LOAN MORTGAGE CORP	11/23/2032	1.420	50,000,000.00	50,000,000.00	50,000,000.00	40,596,845.00
1365839306	3134HAMB6	FEDERAL HOME LOAN MORTGAGE CORP	09/17/2029	4.700	50,000,000.00	50,000,000.00	50,000,000.00	49,965,927.00
821809552	3134GZ50	FEDERAL HOME LOAN MORTGAGE CORP	12/26/2025	0.750	50,000,000.00	50,000,000.00	50,000,000.00	49,276,486.50
821809212	3134GXAQ7	FEDERAL HOME LOAN MORTGAGE CORP	11/23/2032	1.500	50,000,000.00	50,000,000.00	50,000,000.00	40,826,153.00
821810368	3134GXF01	FEDERAL HOME LOAN MORTGAGE CORP	12/02/2031	1.400	50,000,000.00	50,000,000.00	50,000,000.00	41,975,908.00
821810803	3134GXEZ3	FEDERAL HOME LOAN MORTGAGE CORP	12/09/2030	1.220	50,000,000.00	50,000,000.00	50,000,000.00	42,943,865.00
821809875	3134GVM63	FEDERAL HOME LOAN MORTGAGE CORP	11/04/2032	1.500	50,000,000.00	50,000,000.00	50,000,000.00	40,892,658.00
821809089	3134GVS58	FEDERAL HOME LOAN MORTGAGE CORP	06/23/2027	1.000	25,000,000.00	25,000,000.00	25,000,000.00	23,602,572.75
821810465	3134GWHZ2	FEDERAL HOME LOAN MORTGAGE CORP	10/28/2030	1.300	50,000,000.00	50,000,000.00	50,000,000.00	43,293,077.50
821810760	3134GWX04	FEDERAL HOME LOAN MORTGAGE CORP	10/22/2030	1.250	50,000,000.00	50,000,000.00	50,000,000.00	43,197,343.00
1563184589	313397KB6	FEDERAL HOME LOAN MORTGAGE CORP	08/06/2025	0.000	50,000,000.00	49,970,798.61	49,591,180.56	49,964,666.50
1622414802	313397M21	FEDERAL HOME LOAN MORTGAGE CORP	10/15/2025	0.000	50,000,000.00	49,559,375.00	49,553,500.00	49,551,916.50
1573093430	313397KP5	FEDERAL HOME LOAN MORTGAGE CORP	08/18/2025	0.000	50,000,000.00	49,900,833.33</		

LOS ANGELES COUNTY TREASURER  
 TREASURER PORTFOLIO COMPARED TO MARKET VALUE  
 FOR THE PERIOD: JULY 1, 2025 TO JULY 31, 2025  
 FUND: POOLED SURPLUS INVESTMENTS  
 ATTACHMENT X

Security ID	CUSIP	Description	Final Maturity	Face Rate	PAR	Amortized Cost	Historical Cost	Market Value
1565388219	313397KW0	FEDERAL HOME LOAN MORTGAGE CORP	08/25/2025	0.000	50,000,000.00	49,860,000.00	49,480,833.33	49,852,778.00
1622414805	313397M21	FEDERAL HOME LOAN MORTGAGE CORP	10/15/2025	0.000	50,000,000.00	49,559,375.00	49,553,500.00	49,551,916.50
1585664052	313397KL4	FEDERAL HOME LOAN MORTGAGE CORP	08/15/2025	0.000	50,000,000.00	49,918,236.11	49,661,263.89	49,911,666.50
821809122	3136G4Z51	FEDERAL NATIONAL MORTGAGE ASSOCIATION	09/11/2030	1.120	25,000,000.00	25,000,000.00	25,000,000.00	21,503,176.25
1466078954	3136GA66	FEDERAL NATIONAL MORTGAGE ASSOCIATION	02/13/2032	5.240	50,000,000.00	50,000,000.00	50,000,000.00	50,096,985.50
821809178	3135GA2D2	FEDERAL NATIONAL MORTGAGE ASSOCIATION	10/28/2030	1.260	50,000,000.00	50,000,000.00	50,000,000.00	43,200,187.50
1445671811	3136GA4X4	FEDERAL NATIONAL MORTGAGE ASSOCIATION	12/31/2031	5.235	50,000,000.00	50,000,000.00	50,000,000.00	49,961,900.00
1444894283	3136GA4O9	FEDERAL NATIONAL MORTGAGE ASSOCIATION	12/28/2031	5.200	50,000,000.00	50,000,000.00	50,000,000.00	50,025,121.50
1392036424	3135GAXD8	FEDERAL NATIONAL MORTGAGE ASSOCIATION	11/07/2031	4.860	50,000,000.00	50,000,000.00	50,000,000.00	49,842,545.50
821809223	3136G4R88	FEDERAL NATIONAL MORTGAGE ASSOCIATION	08/28/2030	1.180	50,000,000.00	50,000,000.00	50,000,000.00	43,202,550.00
821809163	3136G45T6	FEDERAL NATIONAL MORTGAGE ASSOCIATION	10/28/2030	1.200	50,000,000.00	50,000,000.00	50,000,000.00	43,060,539.00
1365011688	3135GAV73	FEDERAL NATIONAL MORTGAGE ASSOCIATION	09/28/2029	4.680	50,000,000.00	50,000,000.00	50,000,000.00	49,932,285.00
821809120	3136G4E33	FEDERAL NATIONAL MORTGAGE ASSOCIATION	07/30/2027	0.875	25,000,000.00	25,000,000.00	25,000,000.00	23,484,441.25
821809660	3135G0502	FEDERAL NATIONAL MORTGAGE ASSOCIATION	08/05/2030	0.875	50,000,000.00	49,673,250.84	49,361,500.00	43,065,311.50
821809604	3135G0502	FEDERAL NATIONAL MORTGAGE ASSOCIATION	08/05/2030	0.875	50,000,000.00	49,441,944.75	48,940,000.00	43,065,311.50
1465417921	3136GA7J2	FEDERAL NATIONAL MORTGAGE ASSOCIATION	01/28/2032	5.220	50,000,000.00	50,000,000.00	50,000,000.00	49,979,815.00
821809077	3135GAC4P	FEDERAL NATIONAL MORTGAGE ASSOCIATION	01/27/2033	1.610	50,000,000.00	50,000,000.00	50,000,000.00	40,881,625.50
1445671809	3136GA4U0	FEDERAL NATIONAL MORTGAGE ASSOCIATION	12/30/2031	5.230	50,000,000.00	50,000,000.00	50,000,000.00	50,104,131.00
821809176	3135G48X4	FEDERAL NATIONAL MORTGAGE ASSOCIATION	12/09/2030	1.240	50,000,000.00	50,000,000.00	50,000,000.00	42,991,289.00
1477642171	3136GA4V1	FEDERAL NATIONAL MORTGAGE ASSOCIATION	02/25/2032	5.300	25,000,000.00	25,000,000.00	25,000,000.00	24,944,403.25
821809182	3135GAC41	FEDERAL NATIONAL MORTGAGE ASSOCIATION	12/10/2030	1.330	50,000,000.00	50,000,000.00	50,000,000.00	43,200,985.00
1397758860	3135GAY47	FEDERAL NATIONAL MORTGAGE ASSOCIATION	11/13/2031	5.000	50,000,000.00	50,000,000.00	50,000,000.00	49,830,618.00
821809602	3135G0502	FEDERAL NATIONAL MORTGAGE ASSOCIATION	08/05/2030	0.875	50,000,000.00	49,526,991.53	49,085,000.00	43,065,311.50
821809656	3135GACK5	FEDERAL NATIONAL MORTGAGE ASSOCIATION	01/27/2032	1.310	50,000,000.00	50,000,000.00	50,000,000.00	41,408,325.00
1430048865	3136GA2Q1	FEDERAL NATIONAL MORTGAGE ASSOCIATION	12/10/2031	5.200	50,000,000.00	50,000,000.00	50,000,000.00	49,905,817.00
821809053	3135GAAK7	FEDERAL NATIONAL MORTGAGE ASSOCIATION	12/17/2030	1.300	25,000,000.00	24,993,277.87	24,987,500.00	21,604,424.25
821809180	3135GAC42	FEDERAL NATIONAL MORTGAGE ASSOCIATION	11/18/2030	1.320	50,000,000.00	50,000,000.00	50,000,000.00	43,257,437.50
1430932217	3136GA2V0	FEDERAL NATIONAL MORTGAGE ASSOCIATION	12/10/2031	5.150	50,000,000.00	50,000,000.00	50,000,000.00	49,904,985.50
821809172	3135G43T6	FEDERAL NATIONAL MORTGAGE ASSOCIATION	11/25/2030	1.240	50,000,000.00	50,000,000.00	50,000,000.00	43,043,535.50
1447492254	3136GAY42	FEDERAL NATIONAL MORTGAGE ASSOCIATION	12/30/2031	5.270	50,000,000.00	50,000,000.00	50,000,000.00	49,937,214.00
821809185	3136G47J6	FEDERAL NATIONAL MORTGAGE ASSOCIATION	10/28/2032	1.450	50,000,000.00	50,000,000.00	50,000,000.00	40,782,210.00
1426915197	3136GA2G3	FEDERAL NATIONAL MORTGAGE ASSOCIATION	12/12/2031	5.200	50,000,000.00	50,000,000.00	50,000,000.00	49,928,987.00
1480029015	3136GAB99	FEDERAL NATIONAL MORTGAGE ASSOCIATION	02/28/2032	5.400	25,000,000.00	25,000,000.00	25,000,000.00	24,953,298.25
1419309041	3135GAZ77	FEDERAL NATIONAL MORTGAGE ASSOCIATION	12/04/2031	5.240	50,000,000.00	50,000,000.00	50,000,000.00	49,915,386.00
1456157030	3136G4SK3	FEDERAL NATIONAL MORTGAGE ASSOCIATION	01/29/2032	5.260	50,000,000.00	50,000,000.00	50,000,000.00	50,111,904.50
821809217	3135GAA98	FEDERAL NATIONAL MORTGAGE ASSOCIATION	12/08/2028	0.950	50,000,000.00	50,000,000.00	50,000,000.00	45,181,423.00
821809183	3135GAC64	FEDERAL NATIONAL MORTGAGE ASSOCIATION	01/20/2033	1.360	50,000,000.00	50,000,000.00	50,000,000.00	40,161,414.50
1381180716	3135GAW72	FEDERAL NATIONAL MORTGAGE ASSOCIATION	10/08/2031	4.640	50,000,000.00	50,000,000.00	50,000,000.00	49,401,485.00
821809189	3135GAB4B	FEDERAL NATIONAL MORTGAGE ASSOCIATION	11/23/2032	1.500	50,000,000.00	50,000,000.00	50,000,000.00	40,826,153.00
821809652	3135GACK5	FEDERAL NATIONAL MORTGAGE ASSOCIATION	01/27/2032	1.310	50,000,000.00	50,000,000.00	50,000,000.00	41,408,325.00
821809075	3136G42K8	FEDERAL NATIONAL MORTGAGE ASSOCIATION	08/27/2032	1.220	49,250,000.00	48,881,566.40	48,834,375.00	39,707,087.84
821809118	3135G0502	FEDERAL NATIONAL MORTGAGE ASSOCIATION	08/05/2030	0.875	25,000,000.00	24,662,467.83	24,355,000.00	21,532,655.75
1393460784	3135GAXH9	FEDERAL NATIONAL MORTGAGE ASSOCIATION	11/12/2031	4.920	50,000,000.00	50,000,000.00	50,000,000.00	49,830,603.00
821809213	3136G4Y20	FEDERAL NATIONAL MORTGAGE ASSOCIATION	07/09/2026	0.820	50,000,000.00	50,000,000.00	50,000,000.00	48,446,653.50
1390503264	3135GAX97	FEDERAL NATIONAL MORTGAGE ASSOCIATION	11/06/2031	4.820	50,000,000.00	50,000,000.00	50,000,000.00	49,843,817.50
821809187	3135GAE20	FEDERAL NATIONAL MORTGAGE ASSOCIATION	11/17/2032	1.460	50,000,000.00	50,000,000.00	50,000,000.00	40,741,696.50
1479412605	3136GAAK7	FEDERAL NATIONAL MORTGAGE ASSOCIATION	02/27/2032	5.330	25,000,000.00	25,000,000.00	25,000,000.00	24,958,290.75
821809179	3135GAB29	FEDERAL NATIONAL MORTGAGE ASSOCIATION	12/09/2030	1.330	50,000,000.00	50,000,000.00	50,000,000.00	43,204,531.00
1445671810	3136GAAV8	FEDERAL NATIONAL MORTGAGE ASSOCIATION	12/31/2031	5.230	50,000,000.00	50,000,000.00	50,000,000.00	49,960,733.50
821809222	3135GAAE1	FEDERAL NATIONAL MORTGAGE ASSOCIATION	12/08/2028	1.000	50,000,000.00	50,000,000.00	50,000,000.00	45,281,723.50
1389644048	3135GAX63	FEDERAL NATIONAL MORTGAGE ASSOCIATION	11/04/2031	4.810	50,000,000.00	50,000,000.00	50,000,000.00	49,852,877.50
1411476761	3135GAYU9	FEDERAL NATIONAL MORTGAGE ASSOCIATION	11/25/2030	5.125	50,000,000.00	50,000,000.00	50,000,000.00	49,914,653.50
821809177	3135GA2V2	FEDERAL NATIONAL MORTGAGE ASSOCIATION	11/18/2030	1.270	50,000,000.00	50,000,000.00	50,000,000.00	43,140,148.00
1418733003	3135GAZV6	FEDERAL NATIONAL MORTGAGE ASSOCIATION	12/04/2031	5.230	50,000,000.00	50,000,000.00	50,000,000.00	49,913,644.50
1399647648	3135GAY70	FEDERAL NATIONAL MORTGAGE ASSOCIATION	11/14/2031	5.050	50,000,000.00	50,000,000.00	50,000,000.00	49,933,014.50
1444894282	3136GA4T3	FEDERAL NATIONAL MORTGAGE ASSOCIATION	12/28/2031	5.270	50,000,000.00	50,000,000.00	50,000,000.00	49,913,415.50
821809162	3136G43U5	FEDERAL NATIONAL MORTGAGE ASSOCIATION	09/27/2030	1.200	50,000,000.00	50,000,000.00	50,000,000.00	43,178,837.00
821809190	3135GAA46	FEDERAL NATIONAL MORTGAGE ASSOCIATION	11/18/2032	1.500	50,000,000.00	50,000,000.00	50,000,000.00	40,850,586.00
821809218	3136G4YY3	FEDERAL NATIONAL MORTGAGE ASSOCIATION	07/15/2027	0.950	50,000,000.00	50,000,000.00	50,000,000.00	47,089,145.00
821809502	3136G4U68	FEDERAL NATIONAL MORTGAGE ASSOCIATION	08/27/2030	1.250	25,000,000.00	25,000,000.00	25,000,000.00	21,678,265.00
1252508129	3135GARS2	FEDERAL NATIONAL MORTGAGE ASSOCIATION	05/03/2029	5.450	25,000,000.00	25,000,000.00	25,000,000.00	25,033,774.50
821809168	3136G42K8	FEDERAL NATIONAL MORTGAGE ASSOCIATION	08/27/2032	1.220	50,000,000.00	49,626,215.53	49,375,000.00	40,311,744.00
1408783128	3135GAYS4	FEDERAL NATIONAL MORTGAGE ASSOCIATION	11/20/2031	5.200	50,000,000.00	50,000,000.00	50,000,000.00	49,956,540.50
821809181	3135GAA8A	FEDERAL NATIONAL MORTGAGE ASSOCIATION	12/18/2031	1.350	50,000,000.00	50,000,000.00	50,000,000.00	41,787,666.00
1389644052	3135GAX71	FEDERAL NATIONAL MORTGAGE ASSOCIATION	11/05/2031	5.025	50,000,000.00	50,000,000.00	50,000,000.00	49,943,442.00
1412349749	3135GAYY1	FEDERAL NATIONAL MORTGAGE ASSOCIATION	11/25/2031	5.220	50,000,000.00	50,000,000.00	50,000,000.00	49,908,478.00
1345839486	3135GAUE9	FEDERAL NATIONAL MORTGAGE ASSOCIATION	08/27/2030	5.117	50,000,000.00	50,000,000.00	50,000,000.00	50,014,800.00
1436788785	3136GA3P2	FEDERAL NATIONAL MORTGAGE ASSOCIATION	12/30/2031	5.200	50,000,000.00	50,000,000.00	50,000,000.00	49,990,135.50
1414283361	3135GAZ95	FEDERAL NATIONAL MORTGAGE ASSOCIATION	11/25/2031	5.140	50,000,000.00	50,000,000.00	50,000,000.00	49,921,957.00
821809186	3136G47K3	FEDERAL NATIONAL MORTGAGE ASSOCIATION	10/28/2031	1.365	50,000,000.00	50,000,000.00	50,000,000.00	42,008,129.50
1253218388	3135GARW3	FEDERAL NATIONAL MORTGAGE ASSOCIATION	05/10/2029	5.480	50,000,000.00	50,000,000.00	50,000,000.00	50,050,418.50
821809184	3135GAE13	FEDERAL NATIONAL MORTGAGE ASSOCIATION	12/18/2031	1.360	50,000,000.00	50,000,000.00	50,000,000.00	41,815,207.00
821809500	3136G4R88	FEDERAL NATIONAL MORTGAGE ASSOCIATION	08/28/2030	1.180	25,000,000.00	25,000,000.00	25,000,000.00	21,601,275.00
1466698149	3136GAA82	FEDERAL NATIONAL MORTGAGE ASSOCIATION	02/12/2032	5.270	50,000,000.00	50,000,000.00	50,000,000.00	49,918,722.00
821809597	3135G0502	FEDERAL NATIONAL MORTGAGE ASSOCIATION	08/05/2030	0.875	49,513,429.85	49,513,429.85	49,058,500.00	43,065,311.50
821809175	3136G43V3	FEDERAL NATIONAL MORTGAGE ASSOCIATION	09/27/2030	1.250	50,000,000.00	50,000,000.00	50,000,000.00	43,293,440.00
1426915200	3136GA2F5	FEDERAL NATIONAL MORTGAGE ASSOCIATION	12/11/2031	5.200	50,000,000.00	50,000,000.00	50,000,000.00	49,957,679.50
1394336004	3135GAX09	FEDERAL NATIONAL MORTGAGE ASSOCIATION	11/12/2031	5.000	50,000,000.00	50,000,000.00	50,000,000.00	49,802,724.50
1413032062	3135GAZ53	FEDERAL NATIONAL MORTGAGE ASSOCIATION	11/25/2031	5.220	50,000,000.00	50,000,000.00	50,000,000.00	49,909,887.00
821809188	3135GA2C4	FEDERAL NATIONAL MORTGAGE ASSOCIATION	11/18/2032	1.450	50,000,000.00	50,000,000.00	50,000,000.00	40,707,335.00
821809227	3135GAS20	FEDERAL NATIONAL MORTGAGE ASSOCIATION	12/08/2032	1.515	50,000,000.00	50,000,000.00	50,000,000.00	40,819,881.50
1620438909	313589JZ7	FEDERAL NATIONAL MORTGAGE ASSOCIATION	08/04/2025	0.000	50,000,000.00	49,982,375.00	49,964,750.00	49,976,444.50
1551984978	313589JW4	FEDERAL NATIONAL MORTGAGE ASSOCIATION	08/01/2025	0.000	50,000,000.00	50,000,000.00	49,533,888.89	49,994,111.00
1553004610	313589JZ7	FEDERAL NATIONAL MORTGAGE ASSOCIATION	08/04/2025	0.000	50,000,000.00	49,982,541.67	49,522,805.56	49

LOS ANGELES COUNTY TREASURER  
 TREASURER PORTFOLIO COMPARED TO MARKET VALUE  
 FOR THE PERIOD: JULY 1, 2025 TO JULY 31, 2025  
 FUND: POOLED SURPLUS INVESTMENTS  
 ATTACHMENT X

Security ID	CUSIP	Description	Final Maturity	Face Rate	PAR	Amortized Cost	Historical Cost	Market Value
1559816704	05593DG20	BNP PARIBAS NEW YORK BRANCH	09/22/2025	4.400	50,000,000.00	50,000,000.00	50,000,000.00	49,997,935.00
1599857356	05593DHS5	BNP PARIBAS NEW YORK BRANCH	10/03/2025	4.380	50,000,000.00	50,000,000.00	50,000,000.00	49,996,560.00
1551993700	05593DGU1	BNP PARIBAS NEW YORK BRANCH	09/15/2025	4.440	50,000,000.00	50,000,000.00	50,000,000.00	50,001,050.00
1577746171	05593DHH2	BNP PARIBAS NEW YORK BRANCH	09/12/2025	4.390	50,000,000.00	50,000,000.00	50,000,000.00	49,999,200.00
1560660070	05593DH71	BNP PARIBAS NEW YORK BRANCH	09/30/2025	4.410	50,000,000.00	50,000,000.00	50,000,000.00	49,997,810.00
1608635067	22536JV8	CREDIT AGRICOLE CORPORATE AND INVESTMENT BANK, NEW YORK	10/17/2025	4.380	50,000,000.00	50,000,000.00	50,000,000.00	49,999,845.00
1567014993	22536JPW9	CREDIT AGRICOLE CORPORATE AND INVESTMENT BANK, NEW YORK	09/04/2025	4.380	50,000,000.00	50,000,000.00	50,000,000.00	50,000,345.00
1577746169	22536JQY4	CREDIT AGRICOLE CORPORATE AND INVESTMENT BANK, NEW YORK	09/12/2025	4.390	50,000,000.00	50,000,000.00	50,000,000.00	50,001,170.00
1603163044	22536JUD5	CREDIT AGRICOLE CORPORATE AND INVESTMENT BANK, NEW YORK	10/10/2025	4.390	50,000,000.00	50,000,000.00	50,000,000.00	50,001,385.00
1585677972	23345HSC3	DNB BANK ASA	09/22/2025	4.380	50,000,000.00	50,000,000.00	50,000,000.00	50,001,065.00
1560660065	23345HRL4	DNB BANK ASA	08/29/2025	4.390	50,000,000.00	50,000,000.00	50,000,000.00	50,001,100.00
1546230096	23345HQP6	DNB BANK ASA	08/04/2025	4.390	50,000,000.00	50,000,000.00	50,000,000.00	50,000,280.00
1554404841	23345HRD2	DNB BANK ASA	08/15/2025	4.380	50,000,000.00	50,000,000.00	50,000,000.00	50,000,755.00
1597680073	65558WLU0	NORDEA ABP - NEW YORK BRANCH	12/01/2025	4.320	50,000,000.00	50,000,000.00	50,000,000.00	49,985,400.00
1587216594	65558WLK2	NORDEA ABP - NEW YORK BRANCH	11/07/2025	4.380	50,000,000.00	50,000,000.00	50,000,000.00	50,002,645.00
1549070544	65558WJZ2	NORDEA ABP - NEW YORK BRANCH	08/08/2025	4.320	50,000,000.00	50,000,000.00	50,000,000.00	49,999,360.00
1597680072	65558WLU0	NORDEA ABP - NEW YORK BRANCH	12/01/2025	4.320	50,000,000.00	50,000,000.00	50,000,000.00	49,985,400.00
1587216593	65558WLK2	NORDEA ABP - NEW YORK BRANCH	11/07/2025	4.380	50,000,000.00	50,000,000.00	50,000,000.00	50,002,645.00
1563200445	83369XQ6	SOCIETE GENERALE - NEW YORK BRANCH	08/29/2025	4.420	50,000,000.00	50,000,000.00	50,000,000.00	49,999,135.00
155675196	86969NT9	SVENSKA HANDELS AB PUBL - NEW YORK BRANCH	08/20/2025	4.390	50,000,000.00	50,000,000.00	50,000,000.00	49,999,505.00
1581048783	86969TPJ9	SVENSKA HANDELS AB PUBL - NEW YORK BRANCH	09/15/2025	4.380	50,000,000.00	50,000,000.00	50,000,000.00	49,998,255.00
1601002244	86969PT7	SVENSKA HANDELS AB PUBL - NEW YORK BRANCH	10/08/2025	4.360	50,000,000.00	50,000,000.00	50,000,000.00	49,997,895.00
1590551511	89115DJ49	THE TORONTO-DOMINION BANK - NEW YORK BRANCH	10/01/2025	4.400	50,000,000.00	50,000,000.00	50,000,000.00	49,996,665.00
1571931267	89115DEU6	THE TORONTO-DOMINION BANK - NEW YORK BRANCH	09/05/2025	4.410	50,000,000.00	50,000,000.00	50,000,000.00	49,998,820.00
1599857351	89115DUJ1	THE TORONTO-DOMINION BANK - NEW YORK BRANCH	10/06/2025	4.370	50,000,000.00	50,000,000.00	50,000,000.00	49,993,785.00
1614779120	89115DN85	THE TORONTO-DOMINION BANK - NEW YORK BRANCH	10/24/2025	4.410	50,000,000.00	50,000,000.00	50,000,000.00	49,997,350.00
1590551510	89115DJ49	THE TORONTO-DOMINION BANK - NEW YORK BRANCH	10/01/2025	4.400	50,000,000.00	50,000,000.00	50,000,000.00	49,996,665.00
1571931266	89115DEU6	THE TORONTO-DOMINION BANK - NEW YORK BRANCH	09/05/2025	4.410	50,000,000.00	50,000,000.00	50,000,000.00	49,998,820.00
1599857357	89115DUJ1	THE TORONTO-DOMINION BANK - NEW YORK BRANCH	10/06/2025	4.370	50,000,000.00	50,000,000.00	50,000,000.00	49,993,785.00
<b>CD TOTAL</b>					<b>1,800,000,000.00</b>	<b>1,800,000,000.00</b>	<b>1,800,000,000.00</b>	<b>1,799,886,425.00</b>
1599857350	04821TX67	ATLANTIC ASSET SECURITIZATION CORP.	10/06/2025	0.000	50,000,000.00	49,601,250.00	49,426,041.67	49,591,270.00
1575342293	04821TW87	ATLANTIC ASSET SECURITIZATION CORP.	09/11/2025	0.000	50,000,000.00	49,752,291.67	49,432,083.33	49,743,565.00
1549814387	04821TV85	ATLANTIC ASSET SECURITIZATION CORP.	08/08/2025	0.000	50,000,000.00	29,974,625.00	29,670,125.00	29,970,927.00
1558812866	04821TVN2	ATLANTIC ASSET SECURITIZATION CORP.	08/22/2025	0.000	50,000,000.00	49,872,833.33	49,430,777.78	49,866,380.00
1619656402	04821TX03	ATLANTIC ASSET SECURITIZATION CORP.	10/24/2025	0.000	50,000,000.00	49,491,333.33	49,467,111.11	49,480,755.00
1607389481	04821TXL4	ATLANTIC ASSET SECURITIZATION CORP.	10/20/2025	0.000	25,000,000.00	24,757,777.78	24,703,277.78	24,752,670.00
1619656400	04821TXQ3	ATLANTIC ASSET SECURITIZATION CORP.	10/24/2025	0.000	15,000,000.00	14,847,400.00	14,840,133.33	14,844,226.50
1602106392	04821TX75	ATLANTIC ASSET SECURITIZATION CORP.	10/07/2025	0.000	25,000,000.00	24,796,673.61	24,723,840.28	24,792,567.50
1602106391	04821TX75	ATLANTIC ASSET SECURITIZATION CORP.	10/07/2025	0.000	50,000,000.00	49,593,347.23	49,447,680.56	49,585,135.00
1613594224	04821TXL4	ATLANTIC ASSET SECURITIZATION CORP.	10/20/2025	0.000	50,000,000.00	49,516,666.66	49,450,208.33	49,505,340.00
1557852623	04821TVL6	ATLANTIC ASSET SECURITIZATION CORP.	08/20/2025	0.000	45,000,000.00	44,896,450.00	44,498,600.00	44,890,717.50
1597680071	04821TVV3	ATLANTIC ASSET SECURITIZATION CORP.	09/29/2025	0.000	40,000,000.00	39,714,177.78	39,564,000.00	39,707,332.00
1574036154	04821TXL4	ATLANTIC ASSET SECURITIZATION CORP.	10/20/2025	0.000	24,496,000.00	24,259,205.33	24,250,325.53	24,253,656.17
1615482378	04821TVW4	ATLANTIC ASSET SECURITIZATION CORP.	09/08/2025	0.000	25,000,000.00	24,884,944.44	24,712,361.11	24,881,050.00
1615482378	04821TXP5	ATLANTIC ASSET SECURITIZATION CORP.	10/23/2025	0.000	50,000,000.00	49,498,541.67	49,444,166.67	49,486,900.00
1575342292	04821TVW7	ATLANTIC ASSET SECURITIZATION CORP.	09/11/2025	0.000	50,000,000.00	49,752,291.67	49,432,083.33	49,743,565.00
1578710553	04821TVF8	ATLANTIC ASSET SECURITIZATION CORP.	09/15/2025	0.000	50,000,000.00	49,726,875.00	49,417,333.33	49,718,930.00
1605362478	04821TXU4	ATLANTIC ASSET SECURITIZATION CORP.	10/28/2025	0.000	50,000,000.00	49,468,333.34	49,335,416.67	49,456,150.00
1582409870	04821TVL6	ATLANTIC ASSET SECURITIZATION CORP.	08/20/2025	0.000	50,000,000.00	49,884,680.56	49,605,486.11	49,878,575.00
1577724776	04821TVW5	ATLANTIC ASSET SECURITIZATION CORP.	09/12/2025	0.000	50,000,000.00	49,745,083.33	49,429,472.22	49,737,380.00
1614771695	04821TXL4	ATLANTIC ASSET SECURITIZATION CORP.	10/20/2025	0.000	50,000,000.00	49,515,555.56	49,455,000.00	49,505,340.00
1563184576	04821TVR3	ATLANTIC ASSET SECURITIZATION CORP.	08/25/2025	0.000	50,000,000.00	49,854,333.33	49,453,750.00	49,848,065.00
1622414798	0527MOW52	AUTOBAHN FUNDING COMPANY, LLC	09/05/2025	0.000	50,000,000.00	49,788,541.67	49,782,500.00	49,780,800.00
1590544728	0527MOW29	AUTOBAHN FUNDING COMPANY, LLC	09/02/2025	0.000	35,000,000.00	34,864,044.44	34,706,845.83	34,859,412.00
1598956641	0527MOV1F	AUTOBAHN FUNDING COMPANY, LLC	08/15/2025	0.000	50,000,000.00	49,915,222.22	49,685,111.11	49,909,020.00
1608633552	0527MOVE4	AUTOBAHN FUNDING COMPANY, LLC	08/14/2025	0.000	50,000,000.00	49,921,458.33	49,818,750.00	49,915,105.00
1622414796	0527MOWH6	AUTOBAHN FUNDING COMPANY, LLC	09/17/2025	0.000	50,000,000.00	49,716,041.67	49,710,000.00	49,707,465.00
1537070013	1247P2W59	CAFCO LLC	09/05/2025	0.000	49,790,000.00	49,220,000.00	49,220,000.00	49,780,800.00
1569644752	1247P2X33	CAFCO LLC	10/03/2025	0.000	50,000,000.00	49,617,625.00	49,265,597.22	49,611,320.00
1527581889	1247P2W42	CAFCO LLC	09/12/2025	0.000	49,744,500.00	49,081,416.67	49,081,416.67	49,737,900.00
1577724777	1247P2X82	CAFCO LLC	10/08/2025	0.000	50,000,000.00	49,586,333.33	49,270,000.00	49,580,635.00
1577724772	1247P2X82	CAFCO LLC	10/08/2025	0.000	50,000,000.00	49,586,333.33	49,270,000.00	49,580,635.00
1566998331	1247P2W83	CAFCO LLC	09/08/2025	0.000	25,000,000.00	24,884,680.56	24,693,493.06	24,881,212.50
1622414801	1247P2YL2	CAFCO LLC	11/20/2025	0.000	50,000,000.00	49,330,916.67	49,324,888.89	49,320,120.00
1537070012	1247P2W59	CAFCO LLC	09/05/2025	0.000	50,000,000.00	49,790,000.00	49,220,000.00	49,780,800.00
1611215448	1247P2Y65	CAFCO LLC	11/06/2025	0.000	50,000,000.00	49,411,263.89	49,320,222.22	49,403,200.00
1613594221	1247P2Y57	CAFCO LLC	11/05/2025	0.000	50,000,000.00	49,417,333.33	49,350,569.44	49,409,200.00
1558812858	1247P2WF7	CAFCO LLC	09/15/2025	0.000	49,727,500.00	49,285,444.44	49,285,444.44	49,719,615.00
1569644755	1247P2X33	CAFCO LLC	10/03/2025	0.000	50,000,000.00	49,617,625.00	49,265,597.22	49,611,320.00
1566146299	1247P2W42	CAFCO LLC	09/04/2025	0.000	50,000,000.00	49,793,638.89	49,405,194.44	49,786,920.00
1549813141	1247P2WNO	CAFCO LLC	09/22/2025	0.000	22,175,000.00	22,037,268.61	21,814,779.44	22,032,031.12
1566998336	1247P2W59	CAFCO LLC	09/05/2025	0.000	25,000,000.00	24,894,027.78	24,703,277.78	24,890,400.00
1589656653	13738JXN5	CANCARA ASSET SECURITISATION LIMITED	10/22/2025	0.000	10,000,000.00	9,901,372.22	9,855,666.67	9,898,663.00
1594565172	13738JXW5	CANCARA ASSET SECURITISATION LIMITED	10/30/2025	0.000	50,000,000.00	49,622,500.00	49,271,388.89	49,443,975.00
1547044133	13738JY64	CANCARA ASSET SECURITISATION LIMITED	08/06/2025	0.000	50,000,000.00	49,969,583.33	49,440,333.33	49,963,560.00
1594565164	13738JXU9	CANCARA ASSET SECURITISATION LIMITED	10/28/2025	0.000	50,000,000.00	49,474,444.44	49,283,333.33	49,456,195.00
1581041905	13738JXA3	CANCARA ASSET SECURITISATION LIMITED	10/10/2025	0.000	50,000,000.00	49,580,000.00	49,286,000.00	49,567,360.00
1585664057	13738JXL9	CANCARA ASSET SECURITISATION LIMITED	10/20/2025	0.000	10,000,000.00	9,903,777.78	9,850,855.56	9,901,135.00
1599857358	13738JY38	CANCARA ASSET SECURITISATION LIMITED	11/03/2025	0.000	50,000,000.00	49,438,611.11	49,259,444.44	49,419,885.00
1584720935	13738JXF2	CANCARA ASSET SECURITISATION LIMITED	10/15/2025	0.000	50,000,000.00	49,547,916.67	49,276,666.67	49,536,540.00
1585664053	13738JXL9	CANCARA ASSET SECURITISATION LIMITED	10/20/2025	0.000	50,000,000.00	49,518,888.89	49,254,277.78	49,505,675.00
1569623260	13738JWV6	CANCARA ASSET SECURITISATION LIMITED	09/30/2025	0.000	50,000,000.00	49,638,333.33	49,282,694.44	49,628,860.00
1557852625	13738JWV6	CANCARA ASSET SECURITISATION LIMITED	09/22/2025	0.000	50,000,000.00	49,685,111.11	49,237,000.00	49,677,240.00
1589656654	13738JXN5	CANCARA ASSET SECURITISATION LIMITED	10/22/2025	0.000	50,000,000.00	49,506,861.11	49,278,333.33	49,493,315.00

LOS ANGELES COUNTY TREASURER  
 TREASURER PORTFOLIO COMPARED TO MARKET VALUE  
 FOR THE PERIOD: JULY 1, 2025 TO JULY 31, 2025  
 FUND: POOLED SURPLUS INVESTMENTS  
 ATTACHMENT X

Security ID	CUSIP	Description	Final Maturity	Face Rate	PAR	Amortized Cost	Historical Cost	Market Value
1569644745	15963TVL0	CHARIOT FUNDING LLC	08/20/2025	0.000	50,000,000.00	49,884,680.56	49,532,652.78	49,878,575.00
1603107875	15963TX38	CHARIOT FUNDING LLC	10/03/2025	0.000	49,619,375.00	49,619,375.00	49,486,458.33	49,608,120.00
1590544724	15963TVS5	CHARIOT FUNDING LLC	08/26/2025	0.000	50,000,000.00	49,848,263.89	49,629,763.89	49,841,960.00
1559915630	15963TVJ5	CHARIOT FUNDING LLC	08/18/2025	0.000	50,000,000.00	49,896,819.44	49,459,819.44	49,890,760.00
1603107867	15963TX38	CHARIOT FUNDING LLC	10/03/2025	0.000	50,000,000.00	49,619,375.00	49,486,458.33	49,608,120.00
1590544729	15963TVS5	CHARIOT FUNDING LLC	08/26/2025	0.000	25,000,000.00	24,924,131.94	24,814,881.94	24,920,980.00
1569644753	15963TVV8	CHARIOT FUNDING LLC	08/29/2025	0.000	25,000,000.00	24,915,027.78	24,739,013.89	24,911,810.00
1581041908	17177LX82	CIESCO, LLC	10/08/2025	0.000	50,000,000.00	49,589,166.67	49,293,125.00	49,579,675.00
1530676662	17177LW59	CIESCO, LLC	09/05/2025	0.000	50,000,000.00	49,787,569.44	49,138,138.89	49,780,800.00
1594565161	17177LW83	CIESCO, LLC	09/08/2025	0.000	50,000,000.00	49,769,361.11	49,575,138.89	49,762,425.00
1594565162	17177LW83	CIESCO, LLC	09/08/2025	0.000	25,000,000.00	24,884,680.55	24,787,569.44	24,881,212.50
1557852627	17177LWF7	CIESCO, LLC	09/15/2025	0.000	50,000,000.00	49,727,500.00	49,279,388.89	49,719,570.00
1616295790	17177LYA6	CIESCO, LLC	11/10/2025	0.000	50,000,000.00	49,389,791.66	49,341,458.33	49,377,800.00
1573108182	17177LX66	CIESCO, LLC	10/06/2025	0.000	50,000,000.00	49,600,333.33	49,261,222.22	49,591,980.00
1530676665	17177LW59	CIESCO, LLC	09/05/2025	0.000	50,000,000.00	49,787,569.44	49,138,138.89	49,780,800.00
1581041904	17177LX82	CIESCO, LLC	10/08/2025	0.000	25,000,000.00	24,794,583.33	24,646,562.50	24,789,837.50
1559918927	20260AVM9	COMMERZBANK US FINANCE	08/21/2025	0.000	50,000,000.00	49,879,444.44	49,445,444.44	49,872,985.00
1553113109	20260AV64	COMMERZBANK US FINANCE	08/06/2025	0.000	50,000,000.00	49,969,965.28	49,495,416.67	49,963,740.00
1588877647	20260AX13	COMMERZBANK US FINANCE	10/01/2025	0.000	50,000,000.00	49,632,305.55	49,397,222.22	49,624,775.00
1590551509	20260AWR7	COMMERZBANK US FINANCE	09/25/2025	0.000	50,000,000.00	49,671,527.78	49,450,555.56	49,661,095.00
1621194892	20260AXU9	COMMERZBANK US FINANCE	10/28/2025	0.000	50,000,000.00	49,474,444.44	49,462,500.00	49,462,080.00
1589657289	20260AX39	COMMERZBANK US FINANCE	10/03/2025	0.000	50,000,000.00	49,623,750.00	49,396,805.56	49,612,710.00
1617224587	20260AXW5	COMMERZBANK US FINANCE	10/30/2025	0.000	50,000,000.00	49,461,250.00	49,419,347.22	49,450,000.00
1588877648	20260AX13	COMMERZBANK US FINANCE	10/01/2025	0.000	50,000,000.00	49,632,305.55	49,397,222.22	49,624,775.00
1589657298	20260AX39	COMMERZBANK US FINANCE	10/03/2025	0.000	50,000,000.00	49,623,750.00	49,396,805.56	49,612,710.00
1617224598	20260AXW5	COMMERZBANK US FINANCE	10/30/2025	0.000	50,000,000.00	49,461,250.00	49,419,347.22	49,450,000.00
1569644748	12619TX33	ORC FUNDING, LLC	10/03/2025	0.000	50,000,000.00	49,618,500.00	49,261,222.22	49,610,430.00
1576702550	12619TX17	ORC FUNDING, LLC	10/01/2025	0.000	50,000,000.00	49,629,763.89	49,308,083.33	49,622,720.00
1611215449	12619TY65	ORC FUNDING, LLC	11/06/2025	0.000	50,000,000.00	49,411,263.89	49,320,222.22	49,401,835.00
1566146289	12619TW59	ORC FUNDING, LLC	09/05/2025	0.000	50,000,000.00	49,788,055.56	49,400,500.00	49,780,800.00
1561490842	12619TWJ9	ORC FUNDING, LLC	09/18/2025	0.000	50,000,000.00	49,708,000.00	49,306,500.00	49,701,420.00
1614771689	12619TY75	ORC FUNDING, LLC	11/07/2025	0.000	50,000,000.00	49,406,555.56	49,346,000.00	49,395,825.00
1576702552	12619TX17	ORC FUNDING, LLC	10/01/2025	0.000	50,000,000.00	49,629,763.89	49,314,152.78	49,622,720.00
1522927251	12619TW91	ORC FUNDING, LLC	09/09/2025	0.000	50,000,000.00	49,773,583.33	49,100,138.89	49,756,295.00
1559915628	12619TWJ9	ORC FUNDING, LLC	09/18/2025	0.000	50,000,000.00	49,708,666.67	49,277,736.11	49,701,420.00
1566996337	12619TW83	ORC FUNDING, LLC	09/08/2025	0.000	25,000,000.00	24,884,944.44	24,684,194.44	24,881,212.50
1560860066	12619TW65	ORC FUNDING, LLC	09/16/2025	0.000	50,000,000.00	49,721,444.44	49,291,500.00	49,713,515.00
1527581887	12619TW4	ORC FUNDING, LLC	09/12/2025	0.000	50,000,000.00	49,745,083.33	49,083,513.89	49,737,900.00
1576702551	12619TX17	ORC FUNDING, LLC	10/01/2025	0.000	50,000,000.00	49,629,763.89	49,314,152.78	49,622,720.00
1594565169	12619TW77	ORC FUNDING, LLC	09/15/2025	0.000	50,000,000.00	49,726,875.00	49,532,652.78	49,719,570.00
1565368228	12619TWN0	ORC FUNDING, LLC	09/22/2025	0.000	50,000,000.00	49,685,111.11	49,291,500.00	49,677,240.00
1559915621	12619TWR1	ORC FUNDING, LLC	09/25/2025	0.000	50,000,000.00	49,666,180.56	49,229,180.56	49,659,125.00
1594565173	12619TW77	ORC FUNDING, LLC	09/15/2025	0.000	25,000,000.00	24,863,437.50	24,766,326.39	24,859,785.00
1561490841	12619TWJ9	ORC FUNDING, LLC	09/18/2025	0.000	10,000,000.00	9,941,600.00	9,861,300.00	9,940,284.00
1565368226	12619TWN0	ORC FUNDING, LLC	09/22/2025	0.000	25,000,000.00	24,842,555.56	24,645,750.00	24,838,620.00
1614771693	12619TY73	ORC FUNDING, LLC	11/07/2025	0.000	25,000,000.00	24,703,277.78	24,673,000.00	24,697,912.50
1560600607	12619TW65	ORC FUNDING, LLC	09/16/2025	0.000	25,000,000.00	24,860,722.22	24,645,750.00	24,856,757.50
1527581886	12619TW4	ORC FUNDING, LLC	09/12/2025	0.000	50,000,000.00	49,745,083.33	49,083,513.89	49,737,900.00
1588877649	22533TWN2	CREDIT AGRICOLE CORPORATE AND INVESTMENT BANK, NEW YORK	09/22/2025	0.000	50,000,000.00	49,688,000.00	49,454,000.00	49,682,020.00
1574036163	22533TV85	CREDIT AGRICOLE CORPORATE AND INVESTMENT BANK, NEW YORK	09/08/2025	0.000	50,000,000.00	49,771,208.33	49,428,020.00	49,765,875.00
1550978657	22533TV11	CREDIT AGRICOLE CORPORATE AND INVESTMENT BANK, NEW YORK	08/01/2025	0.000	50,000,000.00	50,000,000.00	49,515,125.00	49,994,000.00
1589656639	22533TVR3	CREDIT AGRICOLE CORPORATE AND INVESTMENT BANK, NEW YORK	09/25/2025	0.000	50,000,000.00	49,670,763.89	49,443,291.67	49,664,060.00
1589656652	22533TVR3	CREDIT AGRICOLE CORPORATE AND INVESTMENT BANK, NEW YORK	09/25/2025	0.000	50,000,000.00	49,670,763.89	49,443,291.67	49,664,060.00
1550978656	22533TV11	CREDIT AGRICOLE CORPORATE AND INVESTMENT BANK, NEW YORK	08/01/2025	0.000	50,000,000.00	50,000,000.00	49,515,125.00	49,994,000.00
1579727620	29101AX17	EMERSON ELECTRIC CO.	10/01/2025	0.000	49,634,000.00	49,334,000.00	49,626,280.00	49,626,280.00
1535449413	29101AVB7	EMERSON ELECTRIC CO.	08/11/2025	0.000	50,000,000.00	49,939,583.33	49,347,500.00	49,933,975.00
1561490838	29101AW34	EMERSON ELECTRIC CO.	09/03/2025	0.000	50,000,000.00	49,801,541.67	49,380,569.44	49,795,400.00
1575338597	29101AWJ9	EMERSON ELECTRIC CO.	09/18/2025	0.000	50,000,000.00	49,710,666.67	49,373,111.11	49,704,640.00
1608633553	29101AXL3	EMERSON ELECTRIC CO.	10/20/2025	0.000	40,000,000.00	39,615,111.11	39,533,322.22	39,609,400.00
1612690513	29101AY65	EMERSON ELECTRIC CO.	11/06/2025	0.000	50,000,000.00	49,418,000.00	49,334,000.00	49,410,730.00
1559915629	29101AVR2	EMERSON ELECTRIC CO.	08/25/2025	0.000	49,855,333.33	49,421,333.33	49,421,333.33	49,849,730.00
1581043104	29101AWF7	EMERSON ELECTRIC CO.	09/15/2025	0.000	50,000,000.00	49,729,375.00	49,434,694.44	49,722,720.00
1557856946	29101AVN1	EMERSON ELECTRIC CO.	08/22/2025	0.000	50,000,000.00	49,873,708.33	49,434,694.44	49,867,800.00
1565368235	29101AW26	EMERSON ELECTRIC CO.	09/02/2025	0.000	50,000,000.00	49,806,666.67	49,413,958.33	49,801,450.00
1605362479	29101AXL3	EMERSON ELECTRIC CO.	10/20/2025	0.000	50,000,000.00	49,521,111.11	49,389,416.67	49,511,750.00
1587216596	29101AX74	EMERSON ELECTRIC CO.	10/07/2025	0.000	42,000,000.00	41,661,538.33	41,464,523.33	41,655,692.40
1553094614	29101AVD3	EMERSON ELECTRIC CO.	08/13/2025	0.000	41,839,664.00	41,839,664.00	41,442,452.00	41,834,598.29
1613594219	29101AY32	EMERSON ELECTRIC CO.	11/03/2025	0.000	28,400,000.00	28,078,906.45	28,041,331.67	28,075,240.32
1566752192	29101AV84	EMERSON ELECTRIC CO.	08/08/2025	0.000	45,500,000.00	45,461,514.58	45,060,166.67	45,456,314.53
1608634664	29101AY57	EMERSON ELECTRIC CO.	11/05/2025	0.000	50,000,000.00	49,422,666.67	49,320,430.56	49,416,565.00
1535449414	29101AVB7	EMERSON ELECTRIC CO.	08/11/2025	0.000	49,939,583.33	49,347,500.00	49,333,975.00	49,933,975.00
1565368230	29101AW26	EMERSON ELECTRIC CO.	09/02/2025	0.000	50,000,000.00	49,806,666.67	49,413,958.33	49,801,450.00
1576702553	29101AWV2	EMERSON ELECTRIC CO.	09/29/2025	0.000	49,645,180.55	49,332,458.33	49,638,355.00	49,638,355.00
1554385530	29101AVE1	EMERSON ELECTRIC CO.	08/14/2025	0.000	50,000,000.00	49,922,000.00	49,454,000.00	49,915,940.00
1604234165	29101AXN9	EMERSON ELECTRIC CO.	10/22/2025	0.000	50,000,000.00	49,509,138.89	49,371,458.33	49,499,695.00
1603107862	29101AXH2	EMERSON ELECTRIC CO.	10/17/2025	0.000	50,000,000.00	49,539,069.45	49,395,402.78	49,529,835.00
1603107865	29101AXH2	EMERSON ELECTRIC CO.	10/17/2025	0.000	9,500,000.00	9,412,423.20	9,385,126.53	9,410,668.65
1602106390	29101AXP4	EMERSON ELECTRIC CO.	10/23/2025	0.000	43,845,000.00	43,407,292.93	43,275,453.45	43,400,994.84
1587216595	29101AX74	EMERSON ELECTRIC CO.	10/07/2025	0.000	50,000,000.00	49,597,069.45	49,362,527.78	49,590,110.00
1588875170	29101AX33	EMERSON ELECTRIC CO.	10/03/2025	0.000	50,000,000.00	49,621,125.00	49,386,583.33	49,614,220.00
1556775193	29101AVR2	EMERSON ELECTRIC CO.	08/25/2025	0.000	49,855,000.00	49,422,666.67	49,413,958.33	49,849,730.00
1535424891	29101AV84	EMERSON ELECTRIC CO.	08/08/2025	0.000	49,000,000.00	48,958,649.44	48,367,927.22	48,952,955.10
1556752199	47816FVB4	JOHNSON & JOHNSON	08/11/2025	0.000	50,000,000.00	49,940,277.78	49,480,416.67	49,934,355.00
1573093424	47816FW49	JOHNSON & JOHNSON	09/04/2025	0.000	50,000,000.00	49,798,833.33	49,455,666.67	49,789,350.00
1554404838	47816FV0	JOHNSON & JOHNSON	08/13/2025	0.000	50,000,000.00	49,928,166.67	49,461,250.00	49,922,450.00
1554404842	47816FV0	JOHNSON & JOHNSON	08/13/2025	0.00				

LOS ANGELES COUNTY TREASURER  
 TREASURER PORTFOLIO COMPARED TO MARKET VALUE  
 FOR THE PERIOD: JULY 1, 2025 TO JULY 31, 2025  
 FUND: POOLED SURPLUS INVESTMENTS  
 ATTACHMENT X

Security ID	CUSIP	Description	Final Maturity	Face Rate	PAR	Amortized Cost	Historical Cost	Market Value
1574036160	4820P2W84	JUPITER SECURITIZATION COMPANY LLC	09/08/2025	0.000	50,000,000.00	49,769,361.11	49,447,680.56	49,762,425.00
1569644757	4820P2V85	JUPITER SECURITIZATION COMPANY LLC	08/08/2025	0.000	50,000,000.00	49,957,513.89	49,593,347.22	49,951,545.00
1556775195	4820P2VJ1	JUPITER SECURITIZATION COMPANY LLC	08/18/2025	0.000	50,000,000.00	49,896,819.44	49,429,472.44	49,890,760.00
1593261941	4820P2V10	JUPITER SECURITIZATION COMPANY LLC	08/01/2025	0.000	46,120,000.00	46,120,000.00	45,924,502.44	46,114,437.93
1550990320	50286LV86	LA FAYETTE ASSET SECURITIZATION LLC	08/11/2025	0.000	50,000,000.00	49,939,583.33	49,450,208.33	49,933,335.00
1581041899	50286LWC3	LA FAYETTE ASSET SECURITIZATION LLC	09/12/2025	0.000	50,000,000.00	49,744,500.00	49,446,416.67	49,737,900.00
1550990322	50286LV86	LA FAYETTE ASSET SECURITIZATION LLC	08/11/2025	0.000	35,000,000.00	34,957,708.33	34,615,145.83	34,953,334.50
1599857354	50286LX32	LA FAYETTE ASSET SECURITIZATION LLC	10/03/2025	0.000	50,000,000.00	49,434,000.00	49,444,166.67	49,610,430.00
1582424912	50286LX65	LA FAYETTE ASSET SECURITIZATION LLC	10/06/2025	0.000	50,000,000.00	49,596,666.67	49,340,000.00	49,591,980.00
1604234163	50286LX99	LA FAYETTE ASSET SECURITIZATION LLC	10/09/2025	0.000	50,000,000.00	49,581,208.33	49,441,611.11	49,573,520.00
1602106389	50286LX81	LA FAYETTE ASSET SECURITIZATION LLC	10/08/2025	0.000	50,000,000.00	49,586,333.33	49,434,250.00	49,579,675.00
1546230097	50286LV42	LA FAYETTE ASSET SECURITIZATION LLC	08/04/2025	0.000	40,000,000.00	39,985,433.33	39,558,144.44	39,980,660.00
1610475897	50286LXH1	LA FAYETTE ASSET SECURITIZATION LLC	10/17/2025	0.000	50,000,000.00	49,532,652.78	49,435,541.67	49,524,200.00
1615482370	50286LXN8	LA FAYETTE ASSET SECURITIZATION LLC	10/22/2025	0.000	37,000,000.00	36,631,706.11	36,591,283.61	36,625,053.10
1602106387	50286LX81	LA FAYETTE ASSET SECURITIZATION LLC	10/08/2025	0.000	30,000,000.00	29,751,800.00	29,660,550.00	29,747,805.00
1620438922	50286LXJ2	LA FAYETTE ASSET SECURITIZATION LLC	10/28/2025	0.000	25,000,000.00	24,733,555.55	24,724,472.22	24,728,097.50
1603107870	50286LX32	LA FAYETTE ASSET SECURITIZATION LLC	10/03/2025	0.000	5,000,000.00	4,961,675.00	4,947,075.00	4,961,043.00
1606305724	50286LXA6	LA FAYETTE ASSET SECURITIZATION LLC	10/10/2025	0.000	30,000,000.00	29,745,083.33	29,668,608.33	29,740,416.00
1549122801	50286LV59	LA FAYETTE ASSET SECURITIZATION LLC	08/05/2025	0.000	50,000,000.00	49,975,833.33	49,492,291.67	49,969,760.00
1603107871	50286LX32	LA FAYETTE ASSET SECURITIZATION LLC	10/03/2025	0.000	50,000,000.00	49,616,750.00	49,470,750.00	49,610,430.00
1581041907	50286LWC3	LA FAYETTE ASSET SECURITIZATION LLC	09/12/2025	0.000	50,000,000.00	49,744,500.00	49,446,416.67	49,737,900.00
1599857353	50286LX32	LA FAYETTE ASSET SECURITIZATION LLC	10/03/2025	0.000	10,000,000.00	9,923,875.00	9,888,833.33	9,922,086.00
1582424914	50286LX65	LA FAYETTE ASSET SECURITIZATION LLC	10/06/2025	0.000	50,000,000.00	49,596,666.67	49,340,000.00	49,591,980.00
1575338596	50286LWA7	LA FAYETTE ASSET SECURITIZATION LLC	09/10/2025	0.000	50,000,000.00	49,757,777.78	49,418,666.67	49,750,165.00
1582424911	50286LWK5	LA FAYETTE ASSET SECURITIZATION LLC	09/19/2025	0.000	50,000,000.00	49,701,236.11	49,432,958.33	49,695,370.00
1582424913	50286LWK5	LA FAYETTE ASSET SECURITIZATION LLC	09/19/2025	0.000	50,000,000.00	49,701,236.11	49,432,958.33	49,695,370.00
1575338591	50286LWA7	LA FAYETTE ASSET SECURITIZATION LLC	09/10/2025	0.000	20,000,000.00	19,903,111.11	19,767,466.67	19,900,066.00
1549122800	50286LV83	LA FAYETTE ASSET SECURITIZATION LLC	08/08/2025	0.000	25,000,000.00	24,978,805.56	24,721,444.44	24,721,444.50
1611215447	6117PAVL1	MONT BLANC CAPITAL CORP	08/20/2025	0.000	25,494,000.00	25,435,066.37	25,388,539.82	25,432,087.82
1608633557	6117PAVJ6	MONT BLANC CAPITAL CORP	08/18/2025	0.000	50,000,000.00	49,896,583.34	49,793,166.67	49,890,760.00
1606305721	6117PAKF2	MONT BLANC CAPITAL CORP	10/15/2025	0.000	49,551,000.00	49,098,847.13	48,972,244.32	49,091,701.87
1582424915	6117PAKG0	MONT BLANC CAPITAL CORP	10/16/2025	0.000	37,704,000.00	37,356,955.63	37,156,035.20	37,349,861.41
1623414800	6117PAKX3	MONT BLANC CAPITAL CORP	10/31/2025	0.000	18,751,000.00	18,543,395.18	18,541,113.81	18,540,220.01
1623432321	6117PAHW6	MONT BLANC CAPITAL CORP	09/30/2025	0.000	20,000,000.00	19,854,000.00	19,851,566.67	19,851,544.00
1579727624	6117PAWF3	MONT BLANC CAPITAL CORP	09/15/2025	0.000	45,842,000.00	45,591,015.05	45,312,142.88	45,584,890.56
1559915622	6117PAWN6	MONT BLANC CAPITAL CORP	09/22/2025	0.000	42,190,000.00	41,922,468.52	41,552,040.32	41,917,655.11
1582424910	6117PAKG0	MONT BLANC CAPITAL CORP	10/16/2025	0.000	50,000,000.00	49,535,777.78	49,273,333.33	49,530,370.00
1565383480	6117PAV19	MONT BLANC CAPITAL CORP	08/29/2025	0.000	14,129,000.00	14,080,647.42	13,968,400.37	14,079,158.54
1614771697	6117PAVW7	MONT BLANC CAPITAL CORP	08/22/2025	0.000	30,119,000.00	30,041,870.26	30,005,141.81	30,038,509.98
1563185979	6117PAVW7	MONT BLANC CAPITAL CORP	08/22/2025	0.000	17,389,000.00	17,344,469.67	17,204,517.20	17,342,529.64
1615482374	6117PAVL8	MONT BLANC CAPITAL CORP	11/20/2025	0.000	41,950,000.00	41,390,994.95	41,345,254.00	41,382,599.54
1608633551	6117PAVJ6	MONT BLANC CAPITAL CORP	08/18/2025	0.000	33,660,000.00	33,590,379.90	33,528,950.40	33,586,459.63
1608633549	6117PAVJ3	MONT BLANC CAPITAL CORP	11/18/2025	0.000	38,948,000.00	38,433,843.12	38,353,653.52	38,425,952.69
1608633547	6117PAVJ3	MONT BLANC CAPITAL CORP	11/18/2025	0.000	50,000,000.00	49,339,944.44	49,237,000.00	49,329,815.00
1546230098	6117PAV56	MONT BLANC CAPITAL CORP	08/05/2025	0.000	17,870,000.00	17,861,303.27	17,699,975.13	17,859,192.22
1526656143	63873VB3	NATIXIS	08/11/2025	0.000	50,000,000.00	49,940,972.22	49,279,861.11	49,933,955.00
1528940934	63873JV4	NATIXIS	08/15/2025	0.000	50,000,000.00	49,916,388.89	49,271,388.89	49,909,805.00
1524069799	63873JV4	NATIXIS	08/06/2025	0.000	50,000,000.00	49,970,486.11	49,291,666.67	49,964,040.00
1565368233	63873JWR7	NATIXIS	09/25/2025	0.000	50,000,000.00	49,666,180.56	49,271,666.67	49,659,105.00
1524069821	63873JV4	NATIXIS	08/06/2025	0.000	50,000,000.00	49,970,486.11	49,291,666.67	49,964,040.00
1526656144	63873VB3	NATIXIS	08/11/2025	0.000	50,000,000.00	49,940,972.22	49,279,861.11	49,933,955.00
1528840929	63873JV4	NATIXIS	08/15/2025	0.000	50,000,000.00	49,916,388.89	49,271,388.89	49,909,805.00
1565368232	63873JWR7	NATIXIS	09/25/2025	0.000	50,000,000.00	49,666,180.56	49,271,666.67	49,659,105.00
1606305723	67983TXF8	OLD LINE FUNDING, LLC	10/15/2025	0.000	50,000,000.00	49,551,041.67	49,455,263.89	49,536,120.00
1565386227	67983TW36	OLD LINE FUNDING, LLC	09/03/2025	0.000	50,000,000.00	49,802,458.33	49,425,333.33	49,793,135.00
1574036161	67983TW85	OLD LINE FUNDING, LLC	09/08/2025	0.000	50,000,000.00	49,772,527.78	49,455,263.89	49,761,990.00
1547048364	67983TV86	OLD LINE FUNDING, LLC	08/08/2025	0.000	50,000,000.00	49,958,097.22	49,449,277.78	49,951,655.00
1565368218	67983TW36	OLD LINE FUNDING, LLC	09/03/2025	0.000	50,000,000.00	49,802,458.33	49,425,333.33	49,793,135.00
1614771694	67983TXL5	OLD LINE FUNDING, LLC	10/20/2025	0.000	50,000,000.00	49,521,111.11	49,473,222.22	49,505,790.00
1560660068	67983TWK8	OLD LINE FUNDING, LLC	09/19/2025	0.000	50,000,000.00	49,703,958.33	49,311,250.00	49,693,980.00
1563184577	67983TVV5	OLD LINE FUNDING, LLC	08/29/2025	0.000	49,832,388.89	49,449,277.78	49,824,022.00	49,824,022.00
1602106385	67983TX68	OLD LINE FUNDING, LLC	10/06/2025	0.000	50,000,000.00	49,605,833.33	49,462,500.00	49,590,770.00
1551984975	67983TVF0	OLD LINE FUNDING, LLC	08/15/2025	0.000	49,916,194.45	49,437,305.56	49,909,230.00	49,909,230.00
1581041898	67983TWF9	OLD LINE FUNDING, LLC	09/15/2025	0.000	50,000,000.00	49,730,625.00	49,461,250.00	49,718,295.00
1550980319	67983TVD5	OLD LINE FUNDING, LLC	08/13/2025	0.000	50,000,000.00	49,928,166.67	49,455,263.89	49,921,365.00
1614771699	67983TXL5	OLD LINE FUNDING, LLC	10/20/2025	0.000	50,000,000.00	49,521,111.11	49,473,222.22	49,505,790.00
1567042437	67983TW51	OLD LINE FUNDING, LLC	09/05/2025	0.000	50,000,000.00	49,790,486.11	49,437,305.56	49,780,700.00
1550980321	67983TVD5	OLD LINE FUNDING, LLC	08/13/2025	0.000	50,000,000.00	49,928,166.67	49,455,263.89	49,921,365.00
1567014996	67983TW51	OLD LINE FUNDING, LLC	09/05/2025	0.000	50,000,000.00	49,790,486.11	49,437,305.56	49,780,700.00
1560660065	67983TWK8	OLD LINE FUNDING, LLC	09/19/2025	0.000	50,000,000.00	49,703,958.33	49,311,250.00	49,693,980.00
1573093425	67983TWA0	OLD LINE FUNDING, LLC	09/10/2025	0.000	49,760,555.55	49,425,333.33	49,749,485.00	49,749,485.00
1551984973	67983TVB9	OLD LINE FUNDING, LLC	08/11/2025	0.000	50,000,000.00	49,940,138.89	49,461,250.00	49,933,490.00
1560648434	71344TV41	PEPSICO, INC.	08/04/2025	0.000	50,000,000.00	49,982,291.67	49,563,194.44	49,976,132.00
1611215453	7588ROVF1	REGENCY MARKETS NO 1 LLC	08/15/2025	0.000	49,650,000.00	49,565,236.42	49,474,418.29	49,559,658.66
1578710554	82124LV82	SHEFFIELD RECEIVABLES COMPANY LLC	08/08/2025	0.000	50,000,000.00	49,957,416.67	49,647,166.67	49,951,530.00
1559915620	82124LVF6	SHEFFIELD RECEIVABLES COMPANY LLC	08/15/2025	0.000	50,000,000.00	49,915,027.78	49,484,097.22	49,908,815.00
1579727618	82124LV81	SHEFFIELD RECEIVABLES COMPANY LLC	09/08/2025	0.000	50,000,000.00	49,768,833.33	49,464,666.67	49,761,885.00
1578710550	82124LV81	SHEFFIELD RECEIVABLES COMPANY LLC	09/08/2025	0.000	50,000,000.00	49,769,361.11	49,459,819.44	49,761,885.00
1620438926	82124LXH0	SHEFFIELD RECEIVABLES COMPANY LLC	10/17/2025	0.000	50,000,000.00	49,532,652.77	49,514,444.44	49,525,175.00
1615482375	82124LXQ0	SHEFFIELD RECEIVABLES COMPANY LLC	10/24/2025	0.000	50,000,000.00	49,491,333.33	49,436,833.33	49,482,425.00
1554385516	82124LVD1	SHEFFIELD RECEIVABLES COMPANY LLC	08/13/2025	0.000	49,927,000.00	49,927,000.00	49,452,500.00	49,921,050.00
1563184570	82124LVK5	SHEFFIELD RECEIVABLES COMPANY LLC	08/19/2025	0.000	25,600,000.00	25,543,808.00	25,337,770.67	25,540,815.36
1616295781	82124LXQ0	SHEFFIELD RECEIVABLES COMPANY LLC	10/24/2025	0.000	50,000,000.00	49,490,166.67	49,447,680.56	49,482,425.00
1549813144	82124LV66	SHEFFIELD RECEIVABLES COMPANY LLC	08/06/2025	0.000	50,000,000.00	49,969,583.33	49,458,583.33	49,963,690.00
1584720937	82124LWA6	SHEFFIELD RECEIVABLES COMPANY LLC	09/10/2025	0.000	50,000,000.00	49,757,222.22	49,484,097.22	49,749,595.00
1								

LOS ANGELES COUNTY TREASURER  
 TREASURER PORTFOLIO COMPARED TO MARKET VALUE  
 FOR THE PERIOD: JULY 1, 2025 TO JULY 31, 2025  
 FUND: POOLED SURPLUS INVESTMENTS  
 ATTACHMENT X

Security ID	CUSIP	Description	Final Maturity	Face Rate	PAR	Amortized Cost	Historical Cost	Market Value
1589656632	89119AW87	THE TORONTO-DOMINION BANK	09/08/2025	0.000	50,000,000.00	49,770,944.45	49,541,888.89	49,762,495.00
1612690510	89119AX11	THE TORONTO-DOMINION BANK	10/01/2025	0.000	50,000,000.00	49,631,458.33	49,565,000.00	49,622,230.00
1605352851	89119AX11	THE TORONTO-DOMINION BANK	10/01/2025	0.000	50,000,000.00	49,629,763.89	49,496,236.11	49,622,230.00
1612690516	89119AX11	THE TORONTO-DOMINION BANK	10/01/2025	0.000	50,000,000.00	49,631,458.33	49,565,000.00	49,622,230.00
1606305720	89119AX94	THE TORONTO-DOMINION BANK	10/09/2025	0.000	50,000,000.00	49,582,166.67	49,455,000.00	49,573,655.00
1589656635	89119AW87	THE TORONTO-DOMINION BANK	09/08/2025	0.000	50,000,000.00	49,770,944.45	49,541,888.89	49,762,495.00
1587198830	89119AWJ3	THE TORONTO-DOMINION BANK	09/18/2025	0.000	50,000,000.00	49,710,000.00	49,456,250.00	49,701,510.00
1585664058	89119AWN4	THE TORONTO-DOMINION BANK	09/22/2025	0.000	50,000,000.00	49,685,111.11	49,418,666.67	49,677,105.00
1587198833	89119AWJ3	THE TORONTO-DOMINION BANK	09/18/2025	0.000	50,000,000.00	49,710,000.00	49,456,250.00	49,701,510.00
1565368236	89119AVV7	THE TORONTO-DOMINION BANK	08/29/2025	0.000	50,000,000.00	49,830,055.56	49,435,541.67	49,823,505.00
1565368217	89119AVV7	THE TORONTO-DOMINION BANK	08/29/2025	0.000	50,000,000.00	49,830,055.56	49,435,541.67	49,823,505.00
1610475902	89119AXF0	THE TORONTO-DOMINION BANK	10/15/2025	0.000	50,000,000.00	49,545,833.33	49,448,944.44	49,537,250.00
1551984976	89602TVF7	THUNDER BAY FUNDING, LLC	08/15/2025	0.000	50,000,000.00	49,916,194.44	49,499,277.78	49,909,020.00
1605363835	89602XF5	THUNDER BAY FUNDING, LLC	10/15/2025	0.000	50,000,000.00	49,551,041.67	49,443,291.67	49,537,525.00
1559915618	89602TVN0	THUNDER BAY FUNDING, LLC	08/22/2025	0.000	50,000,000.00	49,874,291.67	49,479,208.33	49,866,990.00
1614779119	89602TXN8	THUNDER BAY FUNDING, LLC	10/22/2025	0.000	50,000,000.00	49,509,138.89	49,467,236.11	49,493,855.00
1614779118	89602TXN8	THUNDER BAY FUNDING, LLC	10/22/2025	0.000	50,000,000.00	49,509,138.89	49,467,236.11	49,493,855.00
1579727626	89602WF6	THUNDER BAY FUNDING, LLC	09/15/2025	0.000	50,000,000.00	49,730,625.00	49,461,250.00	49,720,850.00
1554404840	89602TVJ9	THUNDER BAY FUNDING, LLC	08/18/2025	0.000	50,000,000.00	49,898,236.11	49,455,263.89	49,891,010.00
1551984972	89602VD2	THUNDER BAY FUNDING, LLC	08/13/2025	0.000	50,000,000.00	49,928,166.67	49,449,277.78	49,921,185.00
1551984974	89602TVF7	THUNDER BAY FUNDING, LLC	08/15/2025	0.000	50,000,000.00	49,916,194.44	49,449,277.78	49,909,020.00
1585664050	89602TWJ8	THUNDER BAY FUNDING, LLC	09/18/2025	0.000	50,000,000.00	49,712,666.67	49,449,277.78	49,702,780.00
1558812867	89602TVL4	THUNDER BAY FUNDING, LLC	08/20/2025	0.000	50,000,000.00	49,886,263.89	49,449,277.78	49,879,040.00
1617220839	89602TXQ1	THUNDER BAY FUNDING, LLC	10/24/2025	0.000	50,000,000.00	49,497,166.66	49,473,222.22	49,481,345.00
1617220841	89602TXQ1	THUNDER BAY FUNDING, LLC	10/24/2025	0.000	50,000,000.00	49,497,166.66	49,473,222.22	49,481,345.00
1554404839	89602TVJ9	THUNDER BAY FUNDING, LLC	08/18/2025	0.000	50,000,000.00	49,898,236.11	49,455,263.89	49,891,010.00
1559915625	89602TVN0	THUNDER BAY FUNDING, LLC	08/22/2025	0.000	50,000,000.00	49,874,291.67	49,479,208.33	49,866,990.00
1587198835	89602TWK5	THUNDER BAY FUNDING, LLC	09/19/2025	0.000	50,000,000.00	49,706,680.55	49,479,208.33	49,696,760.00
1597688070	89602XK16	THUNDER BAY FUNDING, LLC	10/01/2025	0.000	50,000,000.00	49,635,694.45	49,456,527.78	49,624,325.00
1558812863	89602TVL4	THUNDER BAY FUNDING, LLC	08/20/2025	0.000	50,000,000.00	49,886,263.89	49,449,277.78	49,879,040.00
1605363834	89602XF5	THUNDER BAY FUNDING, LLC	10/15/2025	0.000	50,000,000.00	49,551,041.67	49,443,291.67	49,537,525.00
1585677973	89602TWN9	THUNDER BAY FUNDING, LLC	09/22/2025	0.000	50,000,000.00	49,688,722.22	49,455,263.89	49,678,710.00
1569644750	89233GXT8	TOYOTA MOTOR CREDIT CORPORATION	10/27/2025	0.000	50,000,000.00	49,470,750.00	49,105,750.00	49,464,830.00
1534369046	89233GK35	TOYOTA MOTOR CREDIT CORPORATION	10/03/2025	0.000	50,000,000.00	49,618,500.00	49,012,944.44	49,612,205.00
1524069812	89233GK76	TOYOTA MOTOR CREDIT CORPORATION	10/07/2025	0.000	50,000,000.00	49,607,305.56	49,933,277.78	49,587,720.00
1569644749	89233GXT8	TOYOTA MOTOR CREDIT CORPORATION	10/27/2025	0.000	50,000,000.00	49,470,750.00	49,105,750.00	49,464,830.00
1524069817	89233GK76	TOYOTA MOTOR CREDIT CORPORATION	10/07/2025	0.000	50,000,000.00	49,607,305.56	49,933,277.78	49,587,720.00
1576702549	89233GKX1	TOYOTA MOTOR CREDIT CORPORATION	10/30/2025	0.000	50,000,000.00	49,452,500.00	49,136,166.67	49,446,630.00
1603107873	89233GZ25	TOYOTA MOTOR CREDIT CORPORATION	12/02/2025	0.000	50,000,000.00	49,253,458.34	49,119,930.56	49,254,505.00
1534369044	89233GK35	TOYOTA MOTOR CREDIT CORPORATION	10/03/2025	0.000	50,000,000.00	49,618,500.00	49,012,944.44	49,612,205.00
1603107877	89233GZ25	TOYOTA MOTOR CREDIT CORPORATION	12/02/2025	0.000	50,000,000.00	49,253,458.34	49,119,930.56	49,254,505.00
1576702546	89233GKX1	TOYOTA MOTOR CREDIT CORPORATION	10/30/2025	0.000	50,000,000.00	49,452,500.00	49,136,166.67	49,446,630.00
1622302375	90477DX68	UNILEVER CAPITAL CORPORATION	10/06/2025	0.000	50,000,000.00	49,601,250.00	49,589,166.67	49,595,240.00
1619663373	90477DX84	UNILEVER CAPITAL CORPORATION	10/08/2025	0.000	50,000,000.00	49,589,166.67	49,571,041.67	49,583,990.00
1599837576	90477DW36	UNILEVER CAPITAL CORPORATION	09/03/2025	0.000	45,000,000.00	45,318,568.75	45,153,631.25	45,314,218.95
1614771690	90477DW51	UNILEVER CAPITAL CORPORATION	09/05/2025	0.000	50,000,000.00	49,788,541.67	49,728,125.00	49,784,000.00
1592547093	90477DVS5	UNILEVER CAPITAL CORPORATION	08/13/2025	0.000	50,000,000.00	49,927,833.33	49,711,333.33	49,921,955.00
1597688069	90477DW36	UNILEVER CAPITAL CORPORATION	09/03/2025	0.000	50,000,000.00	49,801,541.67	49,615,111.11	49,795,845.00
1619663372	90477DX84	UNILEVER CAPITAL CORPORATION	10/08/2025	0.000	50,000,000.00	49,589,166.67	49,571,041.67	49,583,990.00
1569644751	90477DVE3	UNILEVER CAPITAL CORPORATION	08/14/2025	0.000	50,000,000.00	49,921,638.89	49,572,027.78	49,915,940.00
1597688068	90477DW28	UNILEVER CAPITAL CORPORATION	09/02/2025	0.000	50,000,000.00	49,808,000.00	49,622,000.00	49,801,770.00
<b>CPD TOTAL</b>					<b>15,238,143,000.00</b>	<b>15,149,507,589.04</b>	<b>15,059,302,948.26</b>	<b>15,146,814,720.04</b>
1485044396	LACCAL20250219	LAC-CAL BAN	06/30/2027	4.753	5,000,000.00	5,000,000.00	5,000,000.00	5,000,000.00
1215324857	LACCAL20240229	LAC-CAL BAN	06/30/2026	7.500	10,000,000.00	10,000,000.00	10,000,000.00	10,000,000.00
1441108373	LACCAL20241218	LAC-CAL BAN	06/30/2027	4.753	5,000,000.00	5,000,000.00	5,000,000.00	5,000,000.00
1318200749	LACCAL20240716	LAC-CAL BAN	06/30/2027	4.753	5,000,000.00	5,000,000.00	5,000,000.00	5,000,000.00
1535477005	LACCAL20250423	LAC-CAL BAN	06/30/2027	4.753	5,000,000.00	5,000,000.00	5,000,000.00	5,000,000.00
<b>LACCALBANS TOTAL</b>					<b>30,000,000.00</b>	<b>30,000,000.00</b>	<b>30,000,000.00</b>	<b>30,000,000.00</b>
1307818801	SHRODE20240702	SHRODE AVE	09/02/2044	4.750	282,408.02	282,408.02	282,408.02	282,408.02
<b>LA COUNTY REFUNDING BDN TOTAL</b>					<b>282,408.02</b>	<b>282,408.02</b>	<b>282,408.02</b>	<b>282,408.02</b>
<b>CA MUNI BDN TOTAL</b>					<b>30,282,408.02</b>	<b>30,282,408.02</b>	<b>30,282,408.02</b>	<b>30,282,408.02</b>
1554385518	912797PP6	UNITED STATES TREASURY	08/21/2025	0.000	50,000,000.00	49,882,222.22	49,422,888.89	49,880,666.50
1550978659	912797QM2	UNITED STATES TREASURY	09/02/2025	0.000	50,000,000.00	49,812,888.89	49,339,263.89	49,809,955.50
1573093428	912797MH7	UNITED STATES TREASURY	09/04/2025	0.000	50,000,000.00	49,801,430.55	49,462,694.44	49,798,030.00
1548009031	912797QK6	UNITED STATES TREASURY	08/19/2025	0.000	50,000,000.00	49,895,625.00	49,396,944.44	49,892,850.00
1619656398	912797QG5	UNITED STATES TREASURY	10/23/2025	0.000	50,000,000.00	49,512,375.00	49,488,875.00	49,511,078.00
1563184574	912797QU4	UNITED STATES TREASURY	09/16/2025	0.000	50,000,000.00	49,732,305.55	49,348,222.22	49,727,386.00
1588875364	912797RD1	UNITED STATES TREASURY	10/21/2025	0.000	50,000,000.00	49,526,375.00	49,304,180.56	49,522,648.50
1533029727	912797QJ9	UNITED STATES TREASURY	08/12/2025	0.000	50,000,000.00	49,935,833.33	49,340,833.33	49,934,687.50
1539046009	912797QK6	UNITED STATES TREASURY	08/19/2025	0.000	50,000,000.00	49,895,500.00	49,343,972.22	49,892,850.00
1590544721	912797QL4	UNITED STATES TREASURY	08/26/2025	0.000	50,000,000.00	49,851,388.89	49,631,444.44	49,850,764.00
1620438911	912797NA1	UNITED STATES TREASURY	10/30/2025	0.000	50,000,000.00	49,475,000.00	49,457,500.00	49,470,062.50
1604234170	912797QE0	UNITED STATES TREASURY	10/09/2025	0.000	50,000,000.00	49,593,475.00	49,463,858.33	49,592,457.00
1550978661	912797QM2	UNITED STATES TREASURY	09/02/2025	0.000	50,000,000.00	49,812,888.89	49,339,263.89	49,809,955.50
1588875362	912797QW0	UNITED STATES TREASURY	09/30/2025	0.000	50,000,000.00	49,651,666.67	49,431,055.56	49,647,347.00
1563184572	912797PP6	UNITED STATES TREASURY	08/21/2025	0.000	50,000,000.00	49,882,638.89	49,501,215.28	49,880,666.50
1540268821	912797QK6	UNITED STATES TREASURY	08/19/2025	0.000	50,000,000.00	49,895,450.00	49,349,466.67	49,892,850.00
1577724775	912797PW1	UNITED STATES TREASURY	09/11/2025	0.000	50,000,000.00	49,759,979.17	49,455,562.50	49,755,850.50
1548009033	912797QM2	UNITED STATES TREASURY	09/02/2025	0.000	50,000,000.00	49,814,222.22	49,314,944.44	49,809,955.50
1524069790	912797QH3	UNITED STATES TREASURY	08/05/2025	0.000	50,000,000.00	49,976,777.78	49,309,138.89	49,976,018.50
1561490840	912797QU4	UNITED STATES TREASURY	09/16/2025	0.000	50,000,000.00	49,731,666.67	49,323,333.33	49,727,386.00
1565302976	912797QV2	UNITED STATES TREASURY	09/23/2025	0.000	50,000,000.00	49,690,097.22	49,310,027.78	49,684,392.50
1525747966	912797QH3	UNITED STATES TREASURY	08/05/2025	0.000	50,000,000.00	49,976,694.44	49,318,312.50	49,976,018.50
1574036157	912797QW0	UNITED STATES TREASURY	09/30/2025	0.000	50,000,000.00	49,651,666.67	49,320,750.00	49,647,347.00
1549070534	912797QM2	UNITED STATES TREASURY	09/02/2025	0.000	50,000,000.00	49,814,222.22	49,320,750.00	49,809,955.50
1588875375	912797RC3	UNITED STATES TREASURY	10/14/2025	0.000	50,000,000.00	49,568,333.34	49,346,666.67	49,564,338.00

LOS ANGELES COUNTY TREASURER  
 TREASURER PORTFOLIO COMPARED TO MARKET VALUE  
 FOR THE PERIOD: JULY 1, 2025 TO JULY 31, 2025  
 FUND: POOLED SURPLUS INVESTMENTS  
 ATTACHMENT X

Security ID	CUSIP	Description	Final Maturity	Face Rate	PAR	Amortized Cost	Historical Cost	Market Value
1539046026	912797MG9	UNITED STATES TREASURY	08/07/2025	0.000	41,817,000.00	41,787,937.18	41,327,775.95	41,787,252.22
1574036155	912797QW0	UNITED STATES TREASURY	09/30/2025	0.000	50,000,000.00	49,651,666.67	49,320,750.00	49,647,347.00
1592547090	912797PN1	UNITED STATES TREASURY	08/14/2025	0.000	50,000,000.00	49,922,686.11	49,708,586.11	49,922,699.50
1589656638	912797PQ4	UNITED STATES TREASURY	08/28/2025	0.000	50,000,000.00	49,840,437.50	49,615,868.06	49,839,218.50
1620438915	912797NA1	UNITED STATES TREASURY	10/30/2025	0.000	50,000,000.00	49,475,000.00	49,457,500.00	49,470,062.50
1551984980	912797PP6	UNITED STATES TREASURY	08/21/2025	0.000	37,067,000.00	36,979,460.10	36,629,300.51	36,978,533.30
1587198829	912797RC3	UNITED STATES TREASURY	10/14/2025	0.000	50,000,000.00	49,568,333.33	49,323,333.33	49,564,338.00
1607389483	912797MS3	UNITED STATES TREASURY	10/02/2025	0.000	50,000,000.00	49,636,611.11	49,531,111.11	49,634,106.50
1554385529	912797QM2	UNITED STATES TREASURY	09/02/2025	0.000	50,000,000.00	49,812,000.00	49,353,750.00	49,809,955.50
1600977785	912797MS3	UNITED STATES TREASURY	10/02/2025	0.000	15,000,000.00	14,890,854.16	14,839,802.08	14,890,231.95
1613594222	912797QF7	UNITED STATES TREASURY	10/16/2025	0.000	50,000,000.00	49,554,555.55	49,490,083.33	49,552,585.00
1540268825	912797QK6	UNITED STATES TREASURY	08/19/2025	0.000	50,000,000.00	49,895,450.00	49,349,466.67	49,892,850.00
1577724771	912797PW1	UNITED STATES TREASURY	09/11/2025	0.000	50,000,000.00	49,759,979.17	49,555,562.50	49,755,850.50
1620438928	912797RM1	UNITED STATES TREASURY	11/04/2025	0.000	50,000,000.00	49,443,854.17	49,426,291.67	49,443,343.00
1561490844	912797QL4	UNITED STATES TREASURY	09/16/2025	0.000	50,000,000.00	49,731,666.67	49,323,333.33	49,727,386.00
1622414797	912797NA1	UNITED STATES TREASURY	10/30/2025	0.000	49,991,000.00	49,463,594.95	49,457,734.89	49,461,157.89
1589656647	912797QJ9	UNITED STATES TREASURY	08/12/2025	0.000	50,000,000.00	49,934,000.00	49,706,000.00	49,934,687.50
1524830849	912797MG9	UNITED STATES TREASURY	08/07/2025	0.000	50,000,000.00	49,965,333.33	49,306,666.67	49,964,431.00
1582409872	912797PW1	UNITED STATES TREASURY	09/11/2025	0.000	50,000,000.00	49,758,498.61	49,487,545.83	49,755,850.50
1551984983	912797QM2	UNITED STATES TREASURY	09/02/2025	0.000	50,000,000.00	49,813,333.33	49,346,666.67	49,809,955.50
1525747956	912797QH3	UNITED STATES TREASURY	08/05/2025	0.000	50,000,000.00	49,976,694.44	49,318,312.50	49,976,018.50
1575338592	912797MH7	UNITED STATES TREASURY	09/04/2025	0.000	50,000,000.00	49,800,722.22	49,472,500.00	49,798,030.50
1566998339	912797MH7	UNITED STATES TREASURY	09/04/2025	0.000	1,370,000.00	1,364,568.25	1,354,503.55	1,364,466.04
1620438916	912797QE0	UNITED STATES TREASURY	10/09/2025	0.000	50,000,000.00	49,595,583.33	49,578,000.00	49,592,457.00
1526624630	912797QH3	UNITED STATES TREASURY	08/05/2025	0.000	50,000,000.00	49,976,666.67	49,323,333.33	49,976,018.50
1549813142	912797QJ9	UNITED STATES TREASURY	08/12/2025	0.000	50,000,000.00	49,935,940.28	49,446,756.94	49,934,687.50
1546219584	912797MG9	UNITED STATES TREASURY	08/07/2025	0.000	50,000,000.00	49,965,125.00	49,453,625.00	49,964,431.00
1615482372	912797NA1	UNITED STATES TREASURY	10/30/2025	0.000	50,000,000.00	49,476,250.00	49,423,875.00	49,470,062.50
1593261936	912797MS3	UNITED STATES TREASURY	10/02/2025	0.000	50,000,000.00	49,641,777.78	49,439,555.56	49,634,106.50
1565368222	912797PQ4	UNITED STATES TREASURY	08/28/2025	0.000	50,000,000.00	49,842,312.50	49,462,694.44	49,839,218.50
1553094612	912797PP6	UNITED STATES TREASURY	08/21/2025	0.000	50,000,000.00	49,882,027.78	49,416,037.50	49,880,666.50
1559915626	912797QT7	UNITED STATES TREASURY	09/09/2025	0.000	50,000,000.00	49,771,254.17	49,348,954.17	49,768,139.50
1616295784	912797QG5	UNITED STATES TREASURY	10/23/2025	0.000	50,000,000.00	49,512,375.00	49,465,375.00	49,511,078.00
1566146298	912797PQ4	UNITED STATES TREASURY	08/28/2025	0.000	37,485,000.00	37,366,641.11	37,086,066.71	37,364,462.11
1588875369	912797RD1	UNITED STATES TREASURY	10/21/2025	0.000	50,000,000.00	49,526,375.00	49,304,180.56	49,522,648.50
1539046014	912797MG9	UNITED STATES TREASURY	08/07/2025	0.000	50,000,000.00	49,965,250.00	49,415,041.67	49,964,431.00
1621191376	912797NA1	UNITED STATES TREASURY	10/30/2025	0.000	49,472,500.00	49,472,500.00	49,460,777.78	49,470,062.50
1540268815	912797QK6	UNITED STATES TREASURY	08/19/2025	0.000	50,000,000.00	49,895,450.00	49,349,466.67	49,892,850.00
1594565166	912797MH7	UNITED STATES TREASURY	09/04/2025	0.000	50,000,000.00	49,800,250.00	49,612,250.00	49,798,030.50
1541252012	912797QL4	UNITED STATES TREASURY	08/26/2025	0.000	50,000,000.00	49,855,034.72	49,315,763.89	49,850,764.00
1558812862	912797QT7	UNITED STATES TREASURY	09/09/2025	0.000	50,000,000.00	49,771,687.50	49,344,333.33	49,768,139.50
1526624628	912797PN1	UNITED STATES TREASURY	08/14/2025	0.000	50,000,000.00	49,924,888.89	49,277,777.78	49,922,699.50
1534369050	912797QJ9	UNITED STATES TREASURY	08/12/2025	0.000	50,000,000.00	49,936,138.89	49,349,777.78	49,934,687.50
1565302978	912797QV2	UNITED STATES TREASURY	09/23/2025	0.000	50,000,000.00	49,690,833.33	49,305,833.33	49,684,392.50
1589656643	912797PW1	UNITED STATES TREASURY	09/11/2025	0.000	50,000,000.00	49,760,833.34	49,539,166.67	49,755,850.50
1551984985	912797QM2	UNITED STATES TREASURY	09/02/2025	0.000	50,000,000.00	49,813,333.33	49,346,666.67	49,809,955.50
1573093426	912797MH7	UNITED STATES TREASURY	09/04/2025	0.000	50,000,000.00	49,801,430.55	49,462,694.44	49,798,030.50
1620438920	912797NA1	UNITED STATES TREASURY	10/30/2025	0.000	50,000,000.00	49,475,000.00	49,457,500.00	49,470,062.50
1619665639	912797QG5	UNITED STATES TREASURY	10/23/2025	0.000	50,000,000.00	49,512,375.00	49,488,875.00	49,511,078.00
1589656628	912797QJ9	UNITED STATES TREASURY	08/12/2025	0.000	50,000,000.00	49,934,000.00	49,706,000.00	49,934,687.50
1600530726	912797QE0	UNITED STATES TREASURY	10/09/2025	0.000	50,000,000.00	49,594,145.83	49,470,625.00	49,592,457.00
1571788934	912797MH7	UNITED STATES TREASURY	09/04/2025	0.000	50,000,000.00	49,801,336.11	49,456,595.83	49,798,030.50
1566998333	912797MH7	UNITED STATES TREASURY	09/04/2025	0.000	50,000,000.00	49,801,761.11	49,434,436.11	49,798,030.50
1549070543	912797QM2	UNITED STATES TREASURY	09/02/2025	0.000	50,000,000.00	49,814,222.22	49,320,750.00	49,809,955.50
1524830851	912797MG9	UNITED STATES TREASURY	08/07/2025	0.000	50,000,000.00	49,965,333.33	49,306,666.67	49,964,431.00
1593261940	912797MS3	UNITED STATES TREASURY	10/02/2025	0.000	50,000,000.00	49,641,777.78	49,439,555.56	49,634,106.50
1589656645	912797PQ4	UNITED STATES TREASURY	08/28/2025	0.000	50,000,000.00	49,840,437.50	49,615,868.06	49,839,218.50
1526624626	912797PN1	UNITED STATES TREASURY	08/14/2025	0.000	50,000,000.00	49,924,888.89	49,277,777.78	49,922,699.50
1588875367	912797RC3	UNITED STATES TREASURY	10/14/2025	0.000	50,000,000.00	49,568,333.34	49,346,666.67	49,564,338.00
1594565168	912797PQ4	UNITED STATES TREASURY	08/28/2025	0.000	35,249,000.00	35,135,850.71	35,001,747.85	35,135,652.26
1587198836	912797RB5	UNITED STATES TREASURY	10/07/2025	0.000	7,957,000.00	7,894,950.87	7,856,054.40	7,894,037.37
1589656630	912797QJ9	UNITED STATES TREASURY	08/12/2025	0.000	50,000,000.00	49,934,000.00	49,706,000.00	49,934,687.50
1553094616	912797PP6	UNITED STATES TREASURY	08/21/2025	0.000	50,000,000.00	49,882,027.78	49,416,037.50	49,880,666.50
1548009030	912797QM2	UNITED STATES TREASURY	09/02/2025	0.000	50,000,000.00	49,814,222.22	49,314,944.44	49,809,955.50
1569623262	912797QV2	UNITED STATES TREASURY	09/23/2025	0.000	50,000,000.00	49,690,097.22	49,339,263.89	49,684,392.50
1581041896	912797QW0	UNITED STATES TREASURY	09/30/2025	0.000	50,000,000.00	49,652,500.00	49,368,708.33	49,647,347.00
1604234171	912797MS3	UNITED STATES TREASURY	10/02/2025	0.000	50,000,000.00	49,636,611.11	49,501,805.56	49,634,106.50
1526624624	912797PN1	UNITED STATES TREASURY	08/14/2025	0.000	50,000,000.00	49,924,888.89	49,277,777.78	49,922,699.50
1571788937	912797MH7	UNITED STATES TREASURY	09/04/2025	0.000	25,885,000.00	25,782,151.70	25,603,679.66	25,780,440.39
1566146294	912797PQ4	UNITED STATES TREASURY	08/28/2025	0.000	50,000,000.00	49,842,125.00	49,467,902.78	49,839,218.50
1588875365	912797QW0	UNITED STATES TREASURY	09/30/2025	0.000	50,000,000.00	49,651,666.67	49,431,055.56	49,647,347.00
1617220837	912797QG5	UNITED STATES TREASURY	10/23/2025	0.000	50,000,000.00	49,512,375.00	49,471,250.00	49,511,078.00
1600977784	912797PX9	UNITED STATES TREASURY	09/18/2025	0.000	50,000,000.00	49,719,333.33	49,549,763.89	49,715,728.00
1524069774	912797QH3	UNITED STATES TREASURY	08/05/2025	0.000	50,000,000.00	49,976,777.78	49,309,138.89	49,976,018.50
1579727619	912797QU4	UNITED STATES TREASURY	09/16/2025	0.000	50,000,000.00	49,731,027.78	49,438,666.67	49,727,386.00
1610475892	912797QF7	UNITED STATES TREASURY	10/16/2025	0.000	50,000,000.00	49,556,666.66	49,463,333.33	49,552,585.00
1554385517	912797QM2	UNITED STATES TREASURY	09/02/2025	0.000	50,000,000.00	49,812,000.00	49,353,750.00	49,809,955.50
1612690518	912797RD1	UNITED STATES TREASURY	10/21/2025	0.000	50,000,000.00	49,529,750.00	49,448,472.22	49,522,648.50
1588875363	912797RC3	UNITED STATES TREASURY	10/14/2025	0.000	50,000,000.00	49,570,388.89	49,343,972.22	49,564,338.00
1563184573	912797QU4	UNITED STATES TREASURY	09/16/2025	0.000	50,000,000.00	49,732,305.55	49,348,222.22	49,727,386.00
1565302977	912797QV2	UNITED STATES TREASURY	09/23/2025	0.000	50,000,000.00	49,690,097.22	49,310,027.78	49,684,392.50
1610475905	912797QF7	UNITED STATES TREASURY	10/16/2025	0.000	8,944,000.00	8,864,696.54	8,848,001.07	8,863,966.40
1534369055	912797QJ9	UNITED STATES TREASURY	08/12/2025	0.000	50,000,000.00	49,936,138.89	49,349,777.78	49,934,687.50
1603057222	912797QE0	UNITED STATES TREASURY	10/09/2025	0.000	50,000,000.00	49,594,145.83	49,470,625.00	49,592,457.00
1559915619	912797QT7	UNITED STATES TREASURY	09/09/2025	0.000	50,000,000.00	49,771,254.17	49,348,954.17	49,768,139.50
1620438910	912797RM1	UNITED STATES TREASURY	11/04/2025	0.000	50,000,000.00	49,443,854.17	49,426,291.67	49,443,343.00
16								

LOS ANGELES COUNTY TREASURER  
 TREASURER PORTFOLIO COMPARED TO MARKET VALUE  
 FOR THE PERIOD: JULY 1, 2025 TO JULY 31, 2025  
 FUND: POOLED SURPLUS INVESTMENTS  
 ATTACHMENT X

Security ID	CUSIP	Description	Final Maturity	Face Rate	PAR	Amortized Cost	Historical Cost	Market Value
1616295780	912797QG5	UNITED STATES TREASURY	10/23/2025	0.000	50,000,000.00	49,512,375.00	49,465,375.00	49,511,078.00
1600977786	912797PX9	UNITED STATES TREASURY	09/18/2025	0.000	50,000,000.00	49,719,333.33	49,549,763.89	49,715,728.00
1588875374	912797RC3	UNITED STATES TREASURY	10/14/2025	0.000	50,000,000.00	49,568,333.34	49,346,666.67	49,564,338.00
1526624633	912797QH3	UNITED STATES TREASURY	08/05/2025	0.000	50,000,000.00	49,976,666.67	49,323,333.33	49,976,018.50
1543211130	912797QK6	UNITED STATES TREASURY	08/19/2025	0.000	50,000,000.00	49,895,875.00	49,363,680.56	49,892,850.00
1589656637	912797RD1	UNITED STATES TREASURY	10/21/2025	0.000	50,000,000.00	49,528,625.00	49,307,486.11	49,522,648.50
1526624620	912797PN1	UNITED STATES TREASURY	08/14/2025	0.000	50,000,000.00	49,924,888.89	49,277,777.78	49,922,699.50
1578710549	912797QW0	UNITED STATES TREASURY	09/30/2025	0.000	50,000,000.00	49,650,625.00	49,353,656.25	49,647,347.00
1614771688	912797QF7	UNITED STATES TREASURY	10/16/2025	0.000	50,000,000.00	49,557,458.34	49,499,229.17	49,552,585.00
1594565160	912797MH7	UNITED STATES TREASURY	09/04/2025	0.000	50,000,000.00	49,800,250.00	49,612,250.00	49,798,030.50
1588875359	912797RC3	UNITED STATES TREASURY	10/14/2025	0.000	50,000,000.00	49,570,388.89	49,343,972.22	49,564,338.00
1620438914	912797NA1	UNITED STATES TREASURY	10/30/2025	0.000	50,000,000.00	49,475,000.00	49,457,500.00	49,470,062.50
1527581884	912797MG9	UNITED STATES TREASURY	08/07/2025	0.000	50,000,000.00	49,965,125.00	49,331,562.50	49,964,431.00
1576702544	912797QW0	UNITED STATES TREASURY	09/30/2025	0.000	50,000,000.00	49,649,583.33	49,340,048.61	49,647,347.00
1604234164	912797QE0	UNITED STATES TREASURY	10/09/2025	0.000	50,000,000.00	49,593,475.00	49,463,858.33	49,592,457.00
1575338593	912797MH7	UNITED STATES TREASURY	09/04/2025	0.000	50,000,000.00	49,800,722.22	49,472,500.00	49,798,030.50
1556752213	912797QT7	UNITED STATES TREASURY	09/09/2025	0.000	50,000,000.00	49,771,416.67	49,320,111.11	49,768,139.50
1620438917	912797QE0	UNITED STATES TREASURY	10/09/2025	0.000	50,000,000.00	49,595,583.33	49,578,000.00	49,592,457.00
1589656633	912797RD1	UNITED STATES TREASURY	10/21/2025	0.000	50,000,000.00	49,528,625.00	49,307,486.11	49,522,648.50
1590544727	912797QL4	UNITED STATES TREASURY	08/28/2025	0.000	50,000,000.00	49,851,388.89	49,631,444.44	49,850,764.00
1528840933	912797QJ9	UNITED STATES TREASURY	08/12/2025	0.000	50,000,000.00	49,936,062.50	49,308,312.50	49,934,687.50
1524830863	912797MG9	UNITED STATES TREASURY	08/07/2025	0.000	50,000,000.00	49,965,333.33	49,306,666.67	49,964,431.00
1597680213	912797QU4	UNITED STATES TREASURY	09/16/2025	0.000	50,000,000.00	49,730,069.44	49,548,159.72	49,727,386.00
1599837575	912797QU4	UNITED STATES TREASURY	09/16/2025	0.000	50,000,000.00	49,730,708.33	49,555,083.33	49,727,386.00
1621191377	912797NA1	UNITED STATES TREASURY	10/30/2025	0.000	50,000,000.00	49,472,500.00	49,460,777.78	49,470,062.50
1560648433	912797QU4	UNITED STATES TREASURY	09/16/2025	0.000	50,000,000.00	49,732,305.56	49,319,125.00	49,727,386.00
1578710548	912797QW0	UNITED STATES TREASURY	09/30/2025	0.000	50,000,000.00	49,650,625.00	49,353,656.25	49,647,347.00
1558812859	912797QT7	UNITED STATES TREASURY	09/09/2025	0.000	50,000,000.00	49,771,687.50	49,344,333.33	49,768,139.50
1551984984	912797QM2	UNITED STATES TREASURY	09/02/2025	0.000	50,000,000.00	49,813,333.33	49,346,666.67	49,809,955.50
1556752211	912797QT7	UNITED STATES TREASURY	09/09/2025	0.000	50,000,000.00	49,771,416.67	49,320,111.11	49,768,139.50
1599837577	912797QU4	UNITED STATES TREASURY	09/16/2025	0.000	50,000,000.00	49,730,708.33	49,555,083.33	49,727,386.00
1540288814	912797QK6	UNITED STATES TREASURY	08/19/2025	0.000	50,000,000.00	49,895,450.00	49,349,466.67	49,892,850.00
1613594225	912797QF7	UNITED STATES TREASURY	10/16/2025	0.000	50,000,000.00	49,554,555.55	49,490,083.33	49,552,585.00
1581041906	912797QW0	UNITED STATES TREASURY	09/30/2025	0.000	50,000,000.00	49,652,500.00	49,368,708.33	49,647,347.00
1524069811	912797QH3	UNITED STATES TREASURY	08/05/2025	0.000	50,000,000.00	49,976,777.78	49,309,138.89	49,976,018.50
1585664056	912797QU4	UNITED STATES TREASURY	09/16/2025	0.000	50,000,000.00	49,731,666.67	49,475,000.00	49,727,386.00
1539046021	912797QK6	UNITED STATES TREASURY	08/19/2025	0.000	50,000,000.00	49,895,500.00	49,343,972.22	49,892,850.00
1544984621	912797PQ4	UNITED STATES TREASURY	08/28/2025	0.000	50,000,000.00	49,844,750.00	49,321,500.00	49,839,218.50
1602106388	912797MS3	UNITED STATES TREASURY	10/02/2025	0.000	50,000,000.00	49,635,750.00	49,494,750.00	49,634,106.50
1588875368	912797RC3	UNITED STATES TREASURY	10/14/2025	0.000	50,000,000.00	49,568,333.34	49,346,666.67	49,564,338.00
1551984971	912797PP6	UNITED STATES TREASURY	08/21/2025	0.000	50,000,000.00	49,881,916.67	49,409,583.33	49,880,666.50
1556752202	912797MH7	UNITED STATES TREASURY	09/04/2025	0.000	50,000,000.00	49,801,477.78	49,351,883.33	49,798,030.50
1527581888	912797MG9	UNITED STATES TREASURY	08/07/2025	0.000	50,000,000.00	49,965,125.00	49,331,562.50	49,964,431.00
1553094613	912797QL4	UNITED STATES TREASURY	08/26/2025	0.000	50,000,000.00	49,852,951.39	49,388,277.78	49,850,764.00
1579727623	912797QU4	UNITED STATES TREASURY	09/16/2025	0.000	50,000,000.00	49,731,027.78	49,438,666.67	49,727,386.00
1585664054	912797QU4	UNITED STATES TREASURY	09/16/2025	0.000	50,000,000.00	49,731,666.67	49,475,000.00	49,727,386.00
1549070540	912797MG9	UNITED STATES TREASURY	08/07/2025	0.000	50,000,000.00	49,965,000.00	49,469,166.67	49,964,431.00
1569623259	912797QV2	UNITED STATES TREASURY	09/23/2025	0.000	19,221,000.00	19,101,867.17	18,966,999.82	19,099,674.10
1620438919	912797RM1	UNITED STATES TREASURY	11/04/2025	0.000	50,000,000.00	49,443,854.17	49,426,291.67	49,443,343.00
1525747959	912797QH3	UNITED STATES TREASURY	08/05/2025	0.000	50,000,000.00	49,976,694.44	49,318,312.50	49,976,018.50
1554385520	912797PP6	UNITED STATES TREASURY	08/21/2025	0.000	50,000,000.00	49,882,222.22	49,422,888.89	49,880,666.50
1544984623	912797PQ4	UNITED STATES TREASURY	08/28/2025	0.000	50,000,000.00	49,844,750.00	49,321,500.00	49,839,218.50
1524069802	912797QH3	UNITED STATES TREASURY	08/05/2025	0.000	50,000,000.00	49,976,777.78	49,309,138.89	49,976,018.50
1592547083	912797PN1	UNITED STATES TREASURY	08/14/2025	0.000	20,216,000.00	20,184,740.45	20,098,175.54	20,184,745.86
1589656631	912797PW1	UNITED STATES TREASURY	09/11/2025	0.000	50,000,000.00	49,760,833.34	49,539,166.67	49,755,850.50
1541252011	912797QL4	UNITED STATES TREASURY	08/26/2025	0.000	50,000,000.00	49,855,208.33	49,316,583.33	49,850,764.00
1565368234	912797QV2	UNITED STATES TREASURY	09/23/2025	0.000	50,000,000.00	49,690,097.22	49,310,027.78	49,684,392.50
1533029721	912797QJ9	UNITED STATES TREASURY	08/12/2025	0.000	50,000,000.00	49,935,833.33	49,340,833.33	49,934,687.50
1565302979	912797QV2	UNITED STATES TREASURY	09/23/2025	0.000	50,000,000.00	49,690,833.33	49,305,833.33	49,684,392.50
1560648435	912797QU4	UNITED STATES TREASURY	09/16/2025	0.000	50,000,000.00	49,732,305.56	49,319,125.00	49,727,386.00
1526624627	912797QH3	UNITED STATES TREASURY	08/05/2025	0.000	50,000,000.00	49,976,666.67	49,323,333.33	49,976,018.50
1594565167	912797PQ4	UNITED STATES TREASURY	08/28/2025	0.000	50,000,000.00	49,839,500.00	49,649,277.78	49,839,218.50
<b>US T-BILL GOVERNMENT TOTAL</b>					<b>10,034,470,000.00</b>	<b>9,985,946,483.31</b>	<b>9,915,915,594.29</b>	<b>9,985,374,827.79</b>
821809322	91282CAY7	UNITED STATES TREASURY	11/30/2027	0.625	50,000,000.00	49,979,010.46	49,937,500.00	46,375,000.00
821809135	91282CAY7	UNITED STATES TREASURY	11/30/2027	0.625	50,000,000.00	49,984,368.89	49,953,125.00	46,375,000.00
821809634	91282CBT7	UNITED STATES TREASURY	03/31/2026	0.750	50,000,000.00	49,968,868.61	49,766,000.00	48,856,445.50
821809139	91282CAY7	UNITED STATES TREASURY	11/30/2027	0.625	50,000,000.00	49,942,685.87	49,828,125.00	46,375,000.00
821809856	91282CCF6	UNITED STATES TREASURY	05/31/2026	0.750	50,000,000.00	49,953,365.58	49,722,656.00	48,587,109.50
821809318	91282CAY7	UNITED STATES TREASURY	11/30/2027	0.625	50,000,000.00	49,979,125.78	49,937,500.00	46,375,000.00
821809866	91282CBT7	UNITED STATES TREASURY	03/31/2026	0.750	50,000,000.00	49,953,514.73	49,650,400.00	48,856,445.50
821809333	91282CBT7	UNITED STATES TREASURY	03/31/2026	0.750	50,000,000.00	49,953,514.73	49,650,400.00	48,856,445.50
821809152	91282CAY7	UNITED STATES TREASURY	11/30/2027	0.625	50,000,000.00	49,971,309.22	49,914,062.50	46,375,000.00
821809628	91282CBT7	UNITED STATES TREASURY	03/31/2026	0.750	50,000,000.00	49,968,868.61	49,766,000.00	48,856,445.50
821810710	91282CAV3	UNITED STATES TREASURY	11/15/2030	0.875	50,000,000.00	50,000,000.00	50,000,000.00	42,654,297.00
821809320	91282CAY7	UNITED STATES TREASURY	11/30/2027	0.625	50,000,000.00	49,979,125.78	49,937,500.00	46,375,000.00
821809208	91282CCF6	UNITED STATES TREASURY	05/31/2026	0.750	50,000,000.00	49,953,365.58	49,722,656.00	48,587,109.50
821809615	91282CCF6	UNITED STATES TREASURY	05/31/2026	0.750	50,000,000.00	49,953,365.58	49,722,656.00	48,587,109.50
821809137	91282CAY7	UNITED STATES TREASURY	11/30/2027	0.625	50,000,000.00	49,984,368.89	49,953,125.00	46,375,000.00
821809314	91282CAY7	UNITED STATES TREASURY	11/30/2027	0.625	50,000,000.00	49,971,309.22	49,914,062.50	46,375,000.00
821809570	91282CBT7	UNITED STATES TREASURY	03/31/2026	0.750	50,000,000.00	49,955,848.30	49,667,950.00	48,856,445.50
821809316	91282CAY7	UNITED STATES TREASURY	11/30/2027	0.625	50,000,000.00	49,971,309.22	49,914,062.50	46,375,000.00
821809609	91282CBW0	UNITED STATES TREASURY	04/30/2026	0.750	50,000,000.00	49,978,161.69	49,855,000.00	48,716,406.00
821809226	91282CCF6	UNITED STATES TREASURY	05/31/2026	0.750	50,000,000.00	49,953,365.58	49,722,656.00	48,587,109.50
821809146	91282CAY7	UNITED STATES TREASURY	11/30/2027	0.625	50,000,000.00	49,942,685.87	49,828,125.00	46,375,000.00
821809663	91282CBT7	UNITED STATES TREASURY	03/31/2026	0.750	50,000,000.00	49,955,848.30	49,667,950.00	48,856,445.50
821809622	91282CCF6	UNITED STATES TREASURY	05/31/2026	0.750	50,000,000.00	49,953,365.58	49,722,656.00	48,587,109.50

LOS ANGELES COUNTY TREASURER  
 TREASURER PORTFOLIO COMPARED TO MARKET VALUE  
 FOR THE PERIOD: JULY 1, 2025 TO JULY 31, 2025  
 FUND: POOLED SURPLUS INVESTMENTS  
 ATTACHMENT X

Security ID	CUSIP	Description	Final Maturity	Face Rate	PAR	Amortized Cost	Historical Cost	Market Value
821809873	91282CBT7	UNITED STATES TREASURY	03/31/2026	0.750	50,000,000.00	49,955,848.30	49,667,950.00	48,856,445.50
821809326	91282CAY7	UNITED STATES TREASURY	11/30/2027	0.625	50,000,000.00	49,957,904.63	49,875,000.00	46,375,000.00
<b>US T-NOTE GOVERNMENT TOTAL</b>					<b>2,200,000,000.00</b>	<b>2,197,501,153.86</b>	<b>2,189,928,248.50</b>	<b>2,081,595,902.00</b>
<b>UST GOVERNMENT TOTAL</b>					<b>12,234,470,000.00</b>	<b>12,183,447,637.17</b>	<b>12,105,843,842.79</b>	<b>12,066,970,729.79</b>
<b>GRAND TOTAL</b>					<b>53,450,897,852.46</b>	<b>53,278,215,518.91</b>	<b>53,073,531,253.17</b>	<b>51,776,648,197.75</b>

LOS ANGELES COUNTY TREASURER  
 TREASURER PORTFOLIO COMPARED TO MARKET VALUE  
 FOR THE PERIOD: JULY 1, 2025 TO JULY 31, 2025  
 FUND: SPECIFIC PURPOSE INVESTMENTS  
 ATTACHMENT X

Security ID	CUSIP	Description	Final Maturity	Face Rate	PAR	Amortized Cost	Historical Cost	Market Value
<b>AVCCD-ANTELOPE VALLEY CCD</b>								
821801195	3130AJTQ2	FEDERAL HOME LOAN BANKS	07/27/2040	2.030	25,230,000.00	25,230,000.00	25,230,000.00	17,408,408.09
<b>FLHB TOTAL</b>					<b>25,230,000.00</b>	<b>25,230,000.00</b>	<b>25,230,000.00</b>	<b>17,408,408.09</b>
<b>AVCCD TOTAL</b>					<b>25,230,000.00</b>	<b>25,230,000.00</b>	<b>25,230,000.00</b>	<b>17,408,408.09</b>
<b>EL SEGUNDO UNIFIED SCHOOL DIST.</b>								
821801197	3133EH4Z3	FEDERAL FARM CREDIT BANKS FUNDING CORP	12/27/2039	3.250	9,000,000.00	9,000,000.00	9,000,000.00	7,344,720.54
821801199	3133EH5A7	FEDERAL FARM CREDIT BANKS FUNDING CORP	12/26/2041	3.270	7,000,000.00	7,000,000.00	7,000,000.00	5,491,363.99
<b>FFCB TOTAL</b>					<b>16,000,000.00</b>	<b>16,000,000.00</b>	<b>16,000,000.00</b>	<b>12,836,084.53</b>
<b>ESUSD TOTAL</b>					<b>16,000,000.00</b>	<b>16,000,000.00</b>	<b>16,000,000.00</b>	<b>12,836,084.53</b>
<b>GF - GENERAL FUND</b>								
821801187	35272RPVLAC	RPV TAX ALLOCATION BOND 1997	12/02/2027	5.000	1,610,000.00	1,610,000.00	1,610,000.00	1,610,000.00
<b>LONG TERM BDS TOTAL</b>					<b>1,610,000.00</b>	<b>1,610,000.00</b>	<b>1,610,000.00</b>	<b>1,610,000.00</b>
<b>GF TOTAL</b>					<b>1,610,000.00</b>	<b>1,610,000.00</b>	<b>1,610,000.00</b>	<b>1,610,000.00</b>
<b>PHHPA-PH HABITAT PRESERVATION AU</b>								
821801198	3133EMW65	FEDERAL FARM CREDIT BANKS FUNDING CORP	07/29/2041	2.500	22,675,000.00	22,675,000.00	22,675,000.00	16,015,385.38
<b>FFCB TOTAL</b>					<b>22,675,000.00</b>	<b>22,675,000.00</b>	<b>22,675,000.00</b>	<b>16,015,385.38</b>
821801196	3134GWS09	FEDERAL HOME LOAN MORTGAGE CORP	08/27/2043	2.000	9,500,000.00	9,500,000.00	9,500,000.00	5,799,496.07
<b>FHLMC TOTAL</b>					<b>9,500,000.00</b>	<b>9,500,000.00</b>	<b>9,500,000.00</b>	<b>5,799,496.07</b>
<b>PHHPA TOTAL</b>					<b>32,175,000.00</b>	<b>32,175,000.00</b>	<b>32,175,000.00</b>	<b>21,814,881.45</b>
<b>SCP61 - SCAQMD - GENERAL FUND</b>								
161121516	912797RJ8	UNITED STATES TREASURY	01/15/2026	4.110	30,000,000.00	29,428,025.00	29,390,350.00	29,422,778.40
1512371547	912797PY7	UNITED STATES TREASURY	09/25/2025	4.070	30,000,000.00	29,813,458.33	29,382,716.67	29,802,939.60
<b>UST BILL TOTAL</b>					<b>60,000,000.00</b>	<b>59,241,483.33</b>	<b>58,773,066.67</b>	<b>59,225,718.00</b>
<b>SCP61 - SCAQMD GENERAL FUND TOTAL</b>					<b>60,000,000.00</b>	<b>59,241,483.33</b>	<b>58,773,066.67</b>	<b>59,225,718.00</b>
<b>SCP66 - SCAQMD CMP AB SPE REV FD</b>								
1512371544	912797PY7	UNITED STATES TREASURY	09/25/2025	4.070	20,000,000.00	19,875,638.89	19,588,477.78	19,868,626.40
1611215113	912797RJ8	UNITED STATES TREASURY	01/15/2026	4.110	40,000,000.00	39,237,366.66	39,187,133.33	39,230,371.20
<b>UST BILL TOTAL</b>					<b>60,000,000.00</b>	<b>59,113,005.55</b>	<b>58,775,611.11</b>	<b>59,098,997.60</b>
<b>SCP66 - SCAQMD CMP AB SPE REV FD TOTAL</b>					<b>60,000,000.00</b>	<b>59,113,005.55</b>	<b>58,775,611.11</b>	<b>59,098,997.60</b>
<b>SCP6G - SCAQMD - INVESTMENT</b>								
1611215115	912797RJ8	UNITED STATES TREASURY	01/15/2026	4.110	20,000,000.00	19,618,683.34	19,593,566.67	19,615,185.60
1512371546	912797PY7	UNITED STATES TREASURY	09/25/2025	4.070	10,000,000.00	9,937,819.44	9,794,238.89	9,934,313.20
<b>UST BILL TOTAL</b>					<b>30,000,000.00</b>	<b>29,556,502.78</b>	<b>29,387,805.56</b>	<b>29,549,498.80</b>
<b>SCP6G - SCAQMD INVESTMENT TOTAL</b>					<b>30,000,000.00</b>	<b>29,556,502.78</b>	<b>29,387,805.56</b>	<b>29,549,498.80</b>
<b>SCP6H - SCAQMD - FD 07 DEBT SERVICE FUND</b>								
1512371540	912797PY7	UNITED STATES TREASURY	09/25/2025	4.070	5,000,000.00	4,968,909.72	4,897,119.44	4,967,156.60
<b>UST BILL TOTAL</b>					<b>5,000,000.00</b>	<b>4,968,909.72</b>	<b>4,897,119.44</b>	<b>4,967,156.60</b>
<b>SCP6H - SCAQMD - FD 07 DEBT SERVICE FUND</b>					<b>5,000,000.00</b>	<b>4,968,909.72</b>	<b>4,897,119.44</b>	<b>4,967,156.60</b>
<b>SCP9A - SCAQMD - FDP9A SPE REV FD</b>								
1611215114	912797RJ8	UNITED STATES TREASURY	01/15/2026	4.110	40,000,000.00	39,237,366.66	39,187,133.33	39,230,371.20
1512371543	912797PY7	UNITED STATES TREASURY	09/25/2025	4.070	20,000,000.00	19,875,638.89	19,588,477.78	19,868,626.40
<b>UST BILL TOTAL</b>					<b>60,000,000.00</b>	<b>59,113,005.55</b>	<b>58,775,611.11</b>	<b>59,098,997.60</b>
<b>SCP9A - SCAQMD - FD66 SPE REV FD TOTAL</b>					<b>60,000,000.00</b>	<b>59,113,005.55</b>	<b>58,775,611.11</b>	<b>59,098,997.60</b>
<b>SCPU5F - SCAQMD - FDU5F CLEAN FUELS PROG FUND</b>								
1611215117	912797RJ8	UNITED STATES TREASURY	01/15/2026	4.110	30,000,000.00	29,428,025.00	29,390,350.00	29,422,778.40
<b>UST BILL TOTAL</b>					<b>30,000,000.00</b>	<b>29,428,025.00</b>	<b>29,390,350.00</b>	<b>29,422,778.40</b>
<b>SCU5F - SCAQMD CLEAN FUELS PROG TOTAL</b>					<b>30,000,000.00</b>	<b>29,428,025.00</b>	<b>29,390,350.00</b>	<b>29,422,778.40</b>
<b>SCAQMD - SOUTH COAST AIR QUALITY MG</b>								
1460490010	SOFCLAIFMMF	S OF C LAIF	12/31/2025		459,509.76	459,509.76	459,509.76	459,509.76
1528789839	SOFCLAIFMMF	S OF C LAIF	12/31/2025		438,398.55	438,398.55	438,398.55	438,398.55
1315865883	SOFCLAIFMMF	S OF C LAIF	12/31/2025		441,861.28	441,861.28	441,861.28	441,861.28
1019883116	SOFCLAIFMMF	S OF C LAIF	12/31/2025		252,547.20	252,547.20	252,547.20	252,547.20
1608665064	SOFCLAIFMMF	S OF C LAIF	12/31/2025		440,665.29	440,665.29	440,665.29	440,665.29
841762248	SOFCLAIFMMF	S OF C LAIF	12/31/2025		29,197.19	29,197.19	29,197.19	29,197.19
1179317493	SOFCLAIFMMF	S OF C LAIF	12/31/2025		385,394.41	385,394.41	385,394.41	385,394.41
1119045543	SOFCLAIFMMF	S OF C LAIF	12/31/2025		342,844.91	342,844.91	342,844.91	342,844.91
888240922	SOFCLAIFMMF	S OF C LAIF	12/31/2025		69,421.99	69,421.99	69,421.99	69,421.99
821801181	SOFCLAIFMMF	S OF C LAIF	12/31/2025		36,281,925.48	36,281,925.48	36,281,925.48	36,281,925.48
928828368	SOFCLAIFMMF	S OF C LAIF	12/31/2025		126,406.68	126,406.68	126,406.68	126,406.68
1249649042	SOFCLAIFMMF	S OF C LAIF	12/31/2025		414,010.37	414,010.37	414,010.37	414,010.37
1386791310	SOFCLAIFMMF	S OF C LAIF	12/31/2025		469,657.25	469,657.25	469,657.25	469,657.25
1067192516	SOFCLAIFMMF	S OF C LAIF	12/31/2025		315,309.75	315,309.75	315,309.75	315,309.75
974008792	SOFCLAIFMMF	S OF C LAIF	12/31/2025		194,729.00	194,729.00	194,729.00	194,729.00
<b>MMFUND TOTAL</b>					<b>40,661,879.11</b>	<b>40,661,879.11</b>	<b>40,661,879.11</b>	<b>40,661,879.11</b>
<b>SCAQMD TOTAL</b>					<b>40,661,879.11</b>	<b>40,661,879.11</b>	<b>40,661,879.11</b>	<b>40,661,879.11</b>

LOS ANGELES COUNTY TREASURER  
TREASURER PORTFOLIO COMPARED TO MARKET VALUE  
FOR THE PERIOD: JULY 1, 2025 TO JULY 31, 2025  
FUND: SPECIFIC PURPOSE INVESTMENTS  
ATTACHMENT X

Security ID	CUSIP	Description	Final Maturity	Face Rate	PAR	Amortized Cost	Historical Cost	Market Value
<b>SLIM - SCHOOLS LINKED INSURANCE MG</b>								
1249649045	SOFCLAIFMMF	S OF C LAIF	12/31/2025		38,349.08	38,349.08	38,349.08	38,349.08
1179317495	SOFCLAIFMMF	S OF C LAIF	12/31/2025		35,698.43	35,698.43	35,698.43	35,698.43
1608670394	SOFCLAIFMMF	S OF C LAIF	12/31/2025		41,594.32	41,594.32	41,594.32	41,594.32
888240666	SOFCLAIFMMF	S OF C LAIF	12/31/2025		6,430.44	6,430.44	6,430.44	6,430.44
858252079	SOFCLAIFMMF	S OF C LAIF	12/31/2025		2,704.49	2,704.49	2,704.49	2,704.49
1119044120	SOFCLAIFMMF	S OF C LAIF	12/31/2025		31,757.14	31,757.14	31,757.14	31,757.14
821801178	SOFCLAIFMMF	S OF C LAIF	12/31/2025		3,430,204.55	3,430,204.55	3,430,204.55	3,430,204.55
974008832	SOFCLAIFMMF	S OF C LAIF	12/31/2025		18,037.42	18,037.42	18,037.42	18,037.42
1460489284	SOFCLAIFMMF	S OF C LAIF	12/31/2025		43,170.67	43,170.67	43,170.67	43,170.67
1315866188	SOFCLAIFMMF	S OF C LAIF	12/31/2025		40,928.86	40,928.86	40,928.86	40,928.86
1067192408	SOFCLAIFMMF	S OF C LAIF	12/31/2025		29,206.61	29,206.61	29,206.61	29,206.61
928828246	SOFCLAIFMMF	S OF C LAIF	12/31/2025		11,708.84	11,708.84	11,708.84	11,708.84
1386791004	SOFCLAIFMMF	S OF C LAIF	12/31/2025		43,503.56	43,503.56	43,503.56	43,503.56
1019882651	SOFCLAIFMMF	S OF C LAIF	12/31/2025		23,393.02	23,393.02	23,393.02	23,393.02
1528793063	SOFCLAIFMMF	S OF C LAIF	12/31/2025		41,380.71	41,380.71	41,380.71	41,380.71
<b>MMFUND TOTAL</b>					<b>3,838,068.14</b>	<b>3,838,068.14</b>	<b>3,838,068.14</b>	<b>3,838,068.14</b>
<b>SLIM TOTAL</b>					<b>3,838,068.14</b>	<b>3,838,068.14</b>	<b>3,838,068.14</b>	<b>3,838,068.14</b>
<b>WASIA - WHITTIER AREA SCHOOLS INS</b>								
1386791032	SOFCLAIFMMF	S OF C LAIF	12/31/2025		525.54	525.54	525.54	525.54
888240807	SOFCLAIFMMF	S OF C LAIF	12/31/2025		77.68	77.68	77.68	77.68
841763124	SOFCLAIFMMF	S OF C LAIF	12/31/2025		32.67	32.67	32.67	32.67
974008805	SOFCLAIFMMF	S OF C LAIF	12/31/2025		217.90	217.90	217.90	217.90
1315867195	SOFCLAIFMMF	S OF C LAIF	12/31/2025		494.44	494.44	494.44	494.44
1249649044	SOFCLAIFMMF	S OF C LAIF	12/31/2025		463.27	463.27	463.27	463.27
821801182	SOFCLAIFMMF	S OF C LAIF	12/31/2025		41,438.47	41,438.47	41,438.47	41,438.47
1067192501	SOFCLAIFMMF	S OF C LAIF	12/31/2025		352.83	352.83	352.83	352.83
928828020	SOFCLAIFMMF	S OF C LAIF	12/31/2025		141.45	141.45	141.45	141.45
1460489838	SOFCLAIFMMF	S OF C LAIF	12/31/2025		521.52	521.52	521.52	521.52
1528791699	SOFCLAIFMMF	S OF C LAIF	12/31/2025		499.90	499.90	499.90	499.90
1019883193	SOFCLAIFMMF	S OF C LAIF	12/31/2025		282.60	282.60	282.60	282.60
1119058422	SOFCLAIFMMF	S OF C LAIF	12/31/2025		383.64	383.64	383.64	383.64
1179317491	SOFCLAIFMMF	S OF C LAIF	12/31/2025		431.25	431.25	431.25	431.25
1608670405	SOFCLAIFMMF	S OF C LAIF	12/31/2025		502.48	502.48	502.48	502.48
<b>MMFUND TOTAL</b>					<b>46,365.64</b>	<b>46,365.64</b>	<b>46,365.64</b>	<b>46,365.64</b>
<b>WASIA TOTAL</b>					<b>46,365.64</b>	<b>46,365.64</b>	<b>46,365.64</b>	<b>46,365.64</b>
<b>GRAND TOTAL</b>					<b>364,561,312.89</b>	<b>360,982,244.82</b>	<b>359,560,876.78</b>	<b>339,578,833.96</b>

LOS ANGELES COUNTY TREASURER  
TRUSTEE & MANAGED FUNDS  
AS OF JULY 31, 2025  
TRUSTEE: DEUTSCHE BANK  
ATTACHMENT XI

ISSUE DATE	FUND TITLE	FUND BALANCE
08/31/11	HIGH DESERT COMPLEX SOLAR PROJECTS 2011 QECB	<u>2,930,306.24</u>
	<b>DEUTSCHE BANK - TRUSTEE TOTAL</b>	<b><u><u>\$2,930,306.24</u></u></b>

**LOS ANGELES COUNTY TREASURER**  
**TRUSTEE & MANAGED FUNDS**  
**AS OF JULY 31, 2025**  
**TRUSTEE: BANK OF NEW YORK MELLON TRUST COMPANY**  
**ATTACHMENT XI**

ISSUE DATE	FUND TITLE	FUND BALANCE
02/08/06	CCTSA TOBACCO BONDS 2006	1.00
06/10/20	CCTSA TOBACCO BONDS 2020	22,489,401.17
01/30/03	FLOOD CONTROL REFUNDING SER 2003A & 2005A	41.81
12/21/11	LAC-CAL 2011, SERIES A	1,919.34
12/11/96	LACPWFA REFUNDING 1996 SERIES A & B	333,018.84
<b>BANK OF NEW YORK MELLON TRUST COMPANY - TRUSTEE TOTAL</b>		<b><u>\$22,824,382.16</u></b>

**LOS ANGELES COUNTY TREASURER**  
**TRUSTEE & MANAGED FUNDS**  
**AS OF JULY 31, 2025**  
**TRUSTEE: U.S. BANK**  
**ATTACHMENT XI**

ISSUE DATE	FUND TITLE	FUND BALANCE
04/05/19	COMMERCIAL PAPER 2019	30,971,053.66
11/03/20	2020 LACMA LEASE REVENUE BONDS	12,686.75
07/26/18	2018 LEASE REVENUE BONDS SERIES A & B	22,896,752.26
08/31/11	MASTER REFUNDING 2005A	10,092.11
11/23/10	MULTIPLE CAPITAL FAC PROJ I A & B (2010)	99,337,091.21
07/20/22	COMMUNITY FACILITIES DISTRICT NO. 2021-01, SERIES 2022	6,496,364.36
09/11/24	COMMUNITY FACILITIES DISTRICT NO. 2021-01, SERIES 2024	21,081,835.00
08/22/24	LACF2 INC. LEASE REVENUE BONDS 2024 SERIESA & 2024 SERIESB (VERMONT CORRIDOR SITE 2)	187,005,570.55
	<b>U.S. BANK - TRUSTEE TOTAL</b>	<b><u><u>\$367,811,445.90</u></u></b>

**LOS ANGELES COUNTY TREASURER**  
**TRUSTEE & MANAGED FUNDS**  
**AS OF JULY 31, 2025**  
**TRUSTEE: ZIONS BANK**  
**ATTACHMENT XI**

ISSUE DATE	FUND TITLE	FUND BALANCE
02/04/15	MULTIPLE CAPITAL PROJECTS (2015 SERIES A)	13,758.47
09/02/15	MULTIPLE CAPITAL PROJECTS (2015 SERIES B & C)	14,353,113.71
03/17/16	LEASE REVENUE BONDS (2016 SERIES D)	1,281,939.05
10/28/21	LEASE REVENUE BONDS (2021 SERIES F)	8,517,384.52
04/13/22	LEASE REVENUE REFUNDING BONDS 2022 (VERMONT MANCHESTER)	5,162,288.55
09/05/24	LEASE REVENUE BONDS (2024 SERIES H)	225,933,293.39
<b>ZIONS BANK - TRUSTEE TOTAL</b>		<b><u><u>\$255,261,777.69</u></u></b>

LOS ANGELES COUNTY TREASURER  
TRUSTEE & MANAGED FUNDS  
AS OF JULY 31, 2025  
TRUSTEE: LOS ANGELES COUNTY  
ATTACHMENT XI

ISSUE DATE	FUND TITLE	FUND BALANCE
	SPECIAL SAFEKEEPING (KNOX-KEENE)	<u>310,020.83</u>
	<b>TREASURER TOTAL</b>	<b><u><u>\$310,020.83</u></u></b>

LOS ANGELES COUNTY TREASURER  
 FLOATING RATE SECURITIES - PSI NON-TRADING  
 AS OF JULY 31, 2025  
 ATTACHMENT XII

INV ID	Instrument Description	Face Rate	Maturity Date	Par	Cost	Reset Provisions
<u>CORPORATE AND AGENCY ISSUED</u>						
<b>LACCAL BANS</b>						
1485044396	LAC-CAL BAN	4.753%	06/30/27	5,000,000.00	5,000,000.00	6-month U.S. Treasury Bill + 50% at the time of draw. Interest adjusted on Jan 2 and July 1. Interest accrued to that point will be payable on that date. Reset to Bank of America prime rate on the 3rd reset date.
1215324857	LAC-CAL BAN	7.500%	06/30/26	10,000,000.00	10,000,000.00	
1441083733	LAC-CAL BAN	4.753%	06/30/27	5,000,000.00	5,000,000.00	
1318200749	LAC-CAL BAN	4.753%	06/30/27	5,000,000.00	5,000,000.00	
1535477005	LAC-CAL BAN	4.753%	06/30/27	5,000,000.00	5,000,000.00	
<b>LACCAL BANS TOTAL</b>				<u>30,000,000.00</u>	<u>30,000,000.00</u>	
<b>LOS ANGELES COUNTY ISSUED TOTAL</b>				<u><b>30,000,000.00</b></u>	<u><b>30,000,000.00</b></u>	
<b>NTRD - PSI NON-TRADING Total</b>				<u><u><b>30,000,000.00</b></u></u>	<u><u><b>30,000,000.00</b></u></u>	
<b>BANS as a Percentage of Total Floating Rate Notes</b>					<b>100.00%</b>	

**LOS ANGELES COUNTY TREASURER  
BOND ANTICIPATION NOTES / LACCAL  
AS OF JULY 31, 2025  
ATTACHMENT XIII**

<b>INV ID</b>	<b>DESCRIPTION</b>	<b>DRAW DATE</b>	<b>AMOUNT</b>	<b>Face Rate</b>
1485044396	LAC-CAL BANS	02/19/25	5,000,000.00	4.753%
1215324857	LAC-CAL BANS	02/29/24	10,000,000.00	7.500%
1441083733	LAC-CAL BANS	12/18/24	5,000,000.00	4.753%
1318200749	LAC-CAL BANS	07/16/24	5,000,000.00	4.753%
1535477005	LAC-CAL BANS	04/23/25	5,000,000.00	4.753%
			<b><u>30,000,000.00</u></b>	

**LOS ANGELES COUNTY TREASURER**  
**INVENTORY REPORT - TOTALS SECTION**  
**SECURITY TYPE GROUPING - COST & WTG AVG DAYS TO MATURITY**  
**AS OF JULY 31, 2025**  
**ATTACHMENT XIV**

SECURITY TYPE	NON-TRADING		TRADING	
	COST	WTD AVG DTM	COST	WTD AVG DTM
AGENCIES	24,114,977,884.68	1,166.00 DAYS	0.00	0.00 DAYS
COLLATERALIZED CDS	0.00	0.00 DAYS	0.00	0.00 DAYS
NEGOTIABLE CDS	1,800,000,000.00	59.00 DAYS	0.00	0.00 DAYS
EURO CDS	0.00	0.00 DAYS	0.00	0.00 DAYS
CORP & DEPOSIT NOTES	0.00	0.00 DAYS	0.00	0.00 DAYS
BANKERS ACCEPTANCE	0.00	0.00 DAYS	0.00	0.00 DAYS
COMMERCIAL PAPER	15,149,507,589.04	49.00 DAYS	0.00	0.00 DAYS
MUNICIPALS	30,282,408.02	637.00 DAYS	0.00	0.00 DAYS
GOVERNMENTS	12,183,447,637.17	150.00 DAYS	0.00	0.00 DAYS
REPURCHASE AGREEMENT		0.00 DAYS	0.00	0.00 DAYS
ASSET BACKED	0.00	0.00 DAYS	0.00	0.00 DAYS
OTHER	0.00	0.00 DAYS	0.00	0.00 DAYS
<b>TOTAL</b>	<b>\$53,278,215,518.91</b>	<b>577.00 DAYS</b>	<b>\$0.00</b>	<b>0.00 DAYS</b>

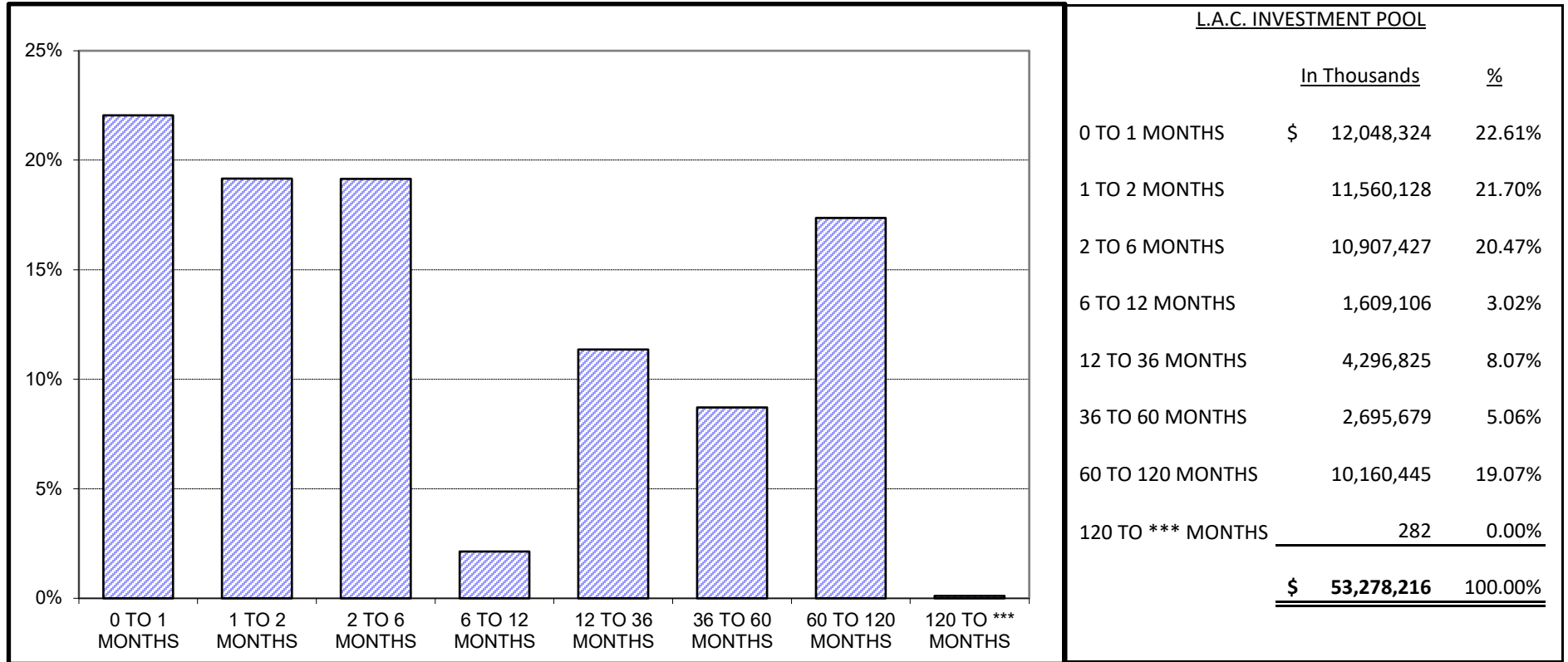
LOS ANGELES COUNTY TREASURER  
INVENTORY REPORT - TOTALS SECTION  
MATURITY RANGE GROUPING  
AS OF JULY 31, 2025  
ATTACHMENT XV

Maturity Range	Date Range	Amortized Cost	%
<b>PSI - NTRD/TRD</b>			
0 to 1 Months	08/01/25 - 08/31/25	\$ 12,048,324,130.27	22.61%
1 to 2 Months	09/01/25 - 09/30/25	\$ 11,560,128,290.31	21.70%
2 to 3 Months	10/01/25 - 10/31/25	\$ 9,197,897,575.56	17.26%
3 to 4 Months	11/01/25 - 11/30/25	\$ 1,364,869,401.19	2.56%
4 to 5 Months	12/01/25 - 12/31/25	\$ 344,659,761.83	0.65%
5 to 6 Months	01/01/26 - 01/31/26	\$ -	0.00%
6 to 12 Months	02/01/26 - 07/31/26	\$ 1,609,105,551.55	3.02%
12 to 24 Months	08/01/26 - 07/31/27	\$ 2,478,691,684.00	4.65%
24 to 36 Months	08/01/27 - 07/31/28	\$ 1,818,133,562.45	3.41%
36 to 48 Months	08/01/28 - 07/31/29	\$ 1,764,578,407.55	3.32%
48 to 60 Months	08/01/29 - 07/31/30	\$ 931,100,516.69	1.75%
60 to 120 Months	08/01/30 - 07/31/35	\$ 10,160,444,229.49	19.07%
120 to *** Months	08/01/35 -	\$ 282,408.02	0.00%
<b>Portfolio Total:</b>		<b>\$ 53,278,215,518.91</b>	<b>100.00%</b>
<b>AVCCD</b>			
120 to *** Months	08/01/35 -	\$ 25,230,000.00	100.0%
<b>Portfolio Total:</b>		<b>\$ 25,230,000.00</b>	<b>100.0%</b>
<b>ESUSD</b>			
120 to *** Months	08/01/35 -	\$ 16,000,000.00	100.0%
<b>Portfolio Total:</b>		<b>\$ 16,000,000.00</b>	<b>100.0%</b>
<b>GF</b>			
24 to 36 Months	08/01/27 - 07/31/28	\$ 1,610,000.00	100.0%
<b>Portfolio Total:</b>		<b>\$ 1,610,000.00</b>	<b>100.0%</b>
<b>PHHPA</b>			
120 to *** Months	08/01/35 -	\$ 32,175,000.00	100.0%
<b>Portfolio Total:</b>		<b>\$ 32,175,000.00</b>	<b>100.0%</b>
<b>SCP61</b>			
1 to 2 Months	09/01/25 - 09/30/25	\$ 29,813,458.33	50.3%
5 to 6 Months	01/01/26 - 01/31/26	\$ 29,428,025.00	49.7%
<b>Portfolio Total:</b>		<b>\$ 59,241,483.33</b>	<b>100.0%</b>
<b>SCP66</b>			
1 to 2 Months	09/01/25 - 09/30/25	\$ 19,875,638.89	33.6%
5 to 6 Months	01/01/26 - 01/31/26	\$ 39,237,366.66	66.4%
<b>Portfolio Total:</b>		<b>\$ 59,113,005.55</b>	<b>33.6%</b>

LOS ANGELES COUNTY TREASURER  
INVENTORY REPORT - TOTALS SECTION  
MATURITY RANGE GROUPING  
AS OF JULY 31, 2025  
ATTACHMENT XV

Maturity Range	Date Range	Amortized Cost	%
<b>SCP6G</b>			
1 to 2 Months	09/01/25 - 09/30/25	\$ 9,937,819.44	33.6%
5 to 6 Months	01/01/26 - 01/31/26	\$ 19,618,683.34	66.4%
<b>Portfolio Total:</b>		<b>\$ 29,556,502.78</b>	<b>33.6%</b>
<b>SCP6H</b>			
1 to 2 Months	09/01/25 - 09/30/25	\$ 4,968,909.72	100.0%
<b>Portfolio Total:</b>		<b>\$ 4,968,909.72</b>	<b>100.0%</b>
<b>SCP9A</b>			
1 to 2 Months	09/01/25 - 09/30/25	\$ 19,875,638.89	33.6%
5 to 6 Months	01/01/26 - 01/31/26	\$ 39,237,366.66	66.4%
<b>Portfolio Total:</b>		<b>\$ 59,113,005.55</b>	<b>33.6%</b>
<b>SCU5F</b>			
5 to 6 Months	01/01/26 - 01/31/26	\$ 29,428,025.00	100.0%
<b>Portfolio Total:</b>		<b>\$ 29,428,025.00</b>	<b>100.0%</b>
<b>SCAQMD</b>			
4 to 5 Months	12/01/25 - 12/31/25	\$ 40,661,879.11	100.0%
<b>Portfolio Total:</b>		<b>\$ 40,661,879.11</b>	<b>100.0%</b>
<b>SLIM</b>			
4 to 5 Months	12/01/25 - 12/31/25	\$ 3,838,068.14	100.0%
<b>Portfolio Total:</b>		<b>\$ 3,838,068.14</b>	<b>100.0%</b>
<b>WASIA</b>			
4 to 5 Months	12/01/25 - 12/31/25	\$ 46,365.64	100.0%
<b>Portfolio Total:</b>		<b>\$ 46,365.64</b>	<b>100.0%</b>

**LOS ANGELES COUNTY TREASURER  
COMPOSITION OF PSI PORTFOLIO BY MATURITY  
AS OF JULY 31, 2025  
ATTACHMENT XVI**



L.A.C. INVESTMENT POOL

	<u>In Thousands</u>	<u>%</u>
0 TO 1 MONTHS	\$ 12,048,324	22.61%
1 TO 2 MONTHS	11,560,128	21.70%
2 TO 6 MONTHS	10,907,427	20.47%
6 TO 12 MONTHS	1,609,106	3.02%
12 TO 36 MONTHS	4,296,825	8.07%
36 TO 60 MONTHS	2,695,679	5.06%
60 TO 120 MONTHS	10,160,445	19.07%
120 TO *** MONTHS	282	0.00%
	<b><u>\$ 53,278,216</u></b>	<b><u>100.00%</u></b>

*Maturity Limits Are In Compliance With The Los Angeles County Treasurer's Investment Policy.*

**LOCAL AGENCY INVESTMENT FUND (LAIF)  
 FOR SPECIFIC PURPOSE INVESTMENTS AS  
 OF JULY 31, 2025  
 ATTACHMENT XVII**

<b>ISSUE DATE</b>	<b>FUND TITLE</b>	<b>FUND BALANCE</b>
	SOUTH COAST AIR QUALITY MGMT DISTRICT (SCAQMD)	\$40,661,879.11
	SCHOOLS LINKED FOR INSURANCE MANAGEMENT (SLIM)	3,838,068.14
	WHITTIER AREA SCHOOLS INSURANCE AUTHORITY (WASIA)	46,365.64
	LAIF TOTAL	<u><u>\$44,546,312.89</u></u>

**Fiona Ma, CPA**

**Treasurer**

**State of California**



**POOLED MONEY  
INVESTMENT BOARD REPORT**

**JUNE 30, 2025**

STATE OF CALIFORNIA  
STATE TREASURER'S OFFICE

POOLED MONEY INVESTMENT BOARD REPORT

JUNE 2025

TABLE OF CONTENTS

SUMMARY.....	01
SELECTED INVESTMENT DATA.....	02
PORTFOLIO COMPOSITION.....	03
INVESTMENT TRANSACTIONS.....	04
TIME DEPOSITS.....	36
BANK DEMAND DEPOSITS.....	41
POOLED MONEY INVESTMENT BOARD DESIGNATION...	42



POOLED MONEY INVESTMENT ACCOUNT

## Summary of Investment Data A Comparison of June 2025 with June 2024

(Dollars In Thousands)

	June 2025	June 2024	Change
<b>Average Daily Portfolio (\$)</b>	175,061,617	173,192,258	+1,869,359
<b>Accrued Earnings (\$)</b>	614,263	635,923	-21,660
<b>Effective Yield (%)</b>	4.269	4.480	-0.211
<b>Average Life-Month End (In Days)</b>	248	217	+31
<b>Total Security Transactions</b>			
<b>Amount (\$)</b>	64,700,166	54,236,683	+10,463,483
<b>Number</b>	1,305	1,096	+209
<b>Total Time Deposit Transactions</b>			
<b>Amount (\$)</b>	2,174,000	1,501,000	+673,000
<b>Number</b>	55	45	+10
<b>Average Workday Investment Activity (\$)</b>	3,184,484	2,786,884	+397,600
<b>Prescribed Demand Account Balances For Services (\$)</b>	167,000	249,000	-82,000



## Selected Investment Data Analysis of the Pooled Money Investment Account Portfolio

(Dollars In Thousands)

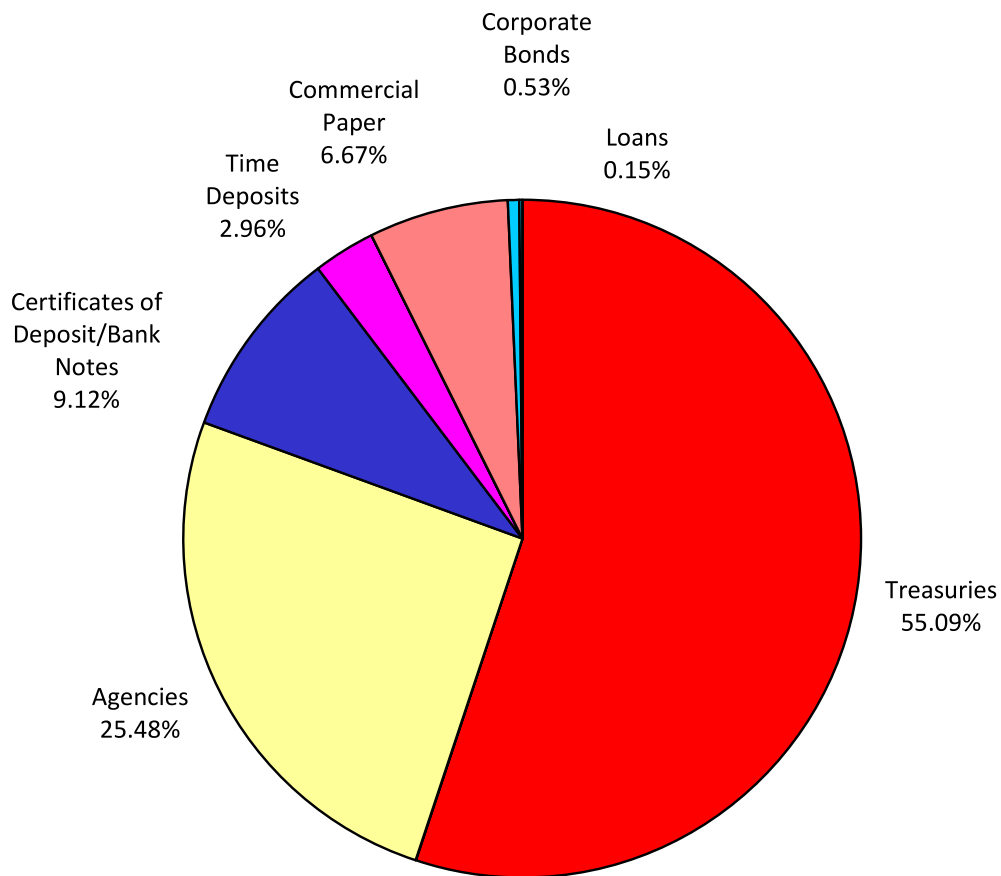
June 30, 2025

<u>TYPE OF SECURITY</u>	<u>AMOUNT (\$)</u>	<u>*PERCENT OF PORTFOLIO</u>	<u>*DIFFERENCE IN PERCENT OF PORTFOLIO FROM PRIOR MONTH</u>
<b>Government</b>			
Bills	53,070,105	29.79	+2.46
Bonds	0	0.00	0
Notes	45,065,440	25.30	-1.20
Strips	0	0.00	0
<b>Total Government</b>	<u>98,135,545</u>	<u>55.09</u>	<u>+1.26</u>
Agency Debentures	14,553,330	8.18	0
Certificates of Deposit	16,250,000	9.12	-0.51
Bank Notes	0	0.00	0
Repurchases	0	0.00	0
Agency Discount Notes	30,815,944	17.30	+0.26
Time Deposits	5,281,000	2.96	-0.21
GNMAs	0	0.00	0
Commercial Paper	11,878,072	6.67	-0.73
Remics	1,063	0.00	0
Corporate Bonds	952,811	0.53	-0.08
PMIA Loans	262,743	0.15	+0.01
GF Loans	0	0.00	0
Other	0	0.00	0
Reversed Repurchases	0	0.00	0
<b>Total (All Types)</b>	<u>178,130,508</u>	<u>100.00</u>	

\*Percentages may be off due to rounding.

<u>INVESTMENT ACTIVITY</u>	<u>June 2025</u>		<u>May 2025</u>	
	<u>NUMBER</u>	<u>AMOUNT (\$)</u>	<u>NUMBER</u>	<u>AMOUNT (\$)</u>
Pooled Money	1,305	64,700,166	938	46,658,924
Time Deposits	55	2,174,000	41	1,438,500
Other	21	627,745	7	876,725
<b>Total</b>	<u>1,381</u>	<u>67,501,911</u>	<u>986</u>	<u>48,974,149</u>
PMIA Monthly Average Effective Yield (%)		4.269	4.272	
Year to Date Yield Last Day of Month (%)		4.411	4.425	

# Pooled Money Investment Account Portfolio Composition \$178.1 billion 6/30/2025



Percentages may not total 100%, due to rounding.

**INVESTMENT TRANSACTIONS**

<u>DATE</u>	<u>TYPE</u>	<u>a/</u> <u>DESCRIPTION</u>	<u>CPN (%)</u>	<u>MATURITY</u> <u>DATE</u>	<u>b/</u> <u>TRANS</u> <u>YIELD (%)</u>	<u>d/</u> <u>PAR (\$)</u> <u>(000)</u>	<u>DAYS</u> <u>HELD</u>	<u>AMOUNT</u> <u>EARNED (\$)</u>	<u>EFFECTIVE</u> <u>YIELD (%)</u>
<b>06/02/25</b>	<b>REDEMPTIONS</b>								
	CP	MUFG BK		06/02/25	4.330	50,000	28	168,388.89	4.405
	CP	MUFG BK		06/02/25	4.330	50,000	28	168,388.89	4.405
	CP	MUFG BK		06/02/25	4.330	50,000	28	168,388.89	4.405
	DEB	FFCB	5.000	06/02/25	5.002	50,000	573	3,923,611.11	5.012
	DEB	FFCB	5.000	06/02/25	5.002	50,000	573	3,923,611.11	5.012
	DEB	FFCB	5.000	06/02/25	5.002	50,000	573	3,923,611.11	5.012
	DN	FNMA		06/02/25	4.205	50,000	6	35,041.67	4.266
	DN	FNMA		06/02/25	4.205	50,000	6	35,041.67	4.266
	DN	FHLB		06/02/25	4.165	50,000	67	387,576.39	4.256
	DN	FHLB		06/02/25	4.165	50,000	67	387,576.39	4.256
	DN	FFCB		06/02/25	3.990	50,000	258	1,429,750.00	4.165
	DN	FFCB		06/02/25	3.990	50,000	258	1,429,750.00	4.165
	DN	FHLB		06/02/25	4.250	50,000	277	1,635,069.44	4.455
	DN	FHLB		06/02/25	4.250	50,000	277	1,635,069.44	4.455
	YCD	DNB	4.320	06/02/25	4.320	50,000	38	228,000.00	4.380
	YCD	DNB	4.320	06/02/25	4.320	50,000	38	228,000.00	4.380
	YCD	KBC	4.380	06/02/25	4.380	50,000	75	456,250.00	4.441
	YCD	KBC	4.380	06/02/25	4.380	50,000	75	456,250.00	4.441
	YCD	RB CANADA	4.680	06/02/25	4.680	50,000	285	1,852,500.00	4.745
	YCD	RB CANADA	4.680	06/02/25	4.680	50,000	285	1,852,500.00	4.745
	YCD	BARCLAYS	5.320	06/02/25	5.320	50,000	353	2,608,277.78	5.394
	YCD	BARCLAYS	5.320	06/02/25	5.320	50,000	353	2,608,277.78	5.394
<b>06/02/25</b>	<b>PURCHASES</b>								
	CP	RABO NY		06/09/25	4.320	50,000			
	CP	RABO NY		06/09/25	4.320	50,000			
	CP	RABO NY		06/09/25	4.320	50,000			
	CP	BNP NY		06/24/25	4.300	50,000			
	CP	BNP NY		06/24/25	4.300	50,000			
	CP	JUPITER		09/26/25	4.370	50,000			
	CP	JUPITER		09/26/25	4.370	50,000			
	CP	JUPITER		09/26/25	4.370	50,000			
	YCD	SUMITOMO	4.450	10/01/25	4.450	50,000			
	YCD	SUMITOMO	4.450	10/01/25	4.450	50,000			
<b>06/03/25</b>	<b>REDEMPTIONS</b>								
	CB	AMAZON	0.800	06/03/25	0.701	28,000	1,393	752,447.11	0.702
	TR	BILL		06/03/25	4.225	50,000	55	322,743.06	4.312
	TR	BILL		06/03/25	4.225	50,000	55	322,743.06	4.312
	TR	BILL		06/03/25	4.225	50,000	55	322,743.06	4.312
	TR	BILL		06/03/25	4.230	50,000	55	323,125.00	4.317
	TR	BILL		06/03/25	4.230	50,000	55	323,125.00	4.317
	TR	BILL		06/03/25	4.230	50,000	55	323,125.00	4.317

**INVESTMENT TRANSACTIONS**

<u>DATE</u>	<u>TYPE</u>	<u>a/</u> <u>DESCRIPTION</u>	<u>CPN (%)</u>	<u>MATURITY</u> <u>DATE</u>	<u>b/</u> <u>TRANS</u> <u>YIELD (%)</u>	<u>d/</u> <u>PAR (\$)</u> <u>(000)</u>	<u>DAYS</u> <u>HELD</u>	<u>AMOUNT</u> <u>EARNED (\$)</u>	<u>EFFECTIVE</u> <u>YIELD (%)</u>
<b>06/03/25</b>	<b>PURCHASES</b>								
	CP	CIBC HLD		12/08/25	4.330	50,000			
	DN	FHLMC		10/01/25	4.175	50,000			
	DN	FHLMC		10/01/25	4.175	50,000			
	DN	FFCB		11/14/25	4.110	50,000			
	DN	FFCB		11/14/25	4.110	50,000			
	YCD	KBC	4.430	08/08/25	4.430	50,000			
	YCD	KBC	4.430	08/08/25	4.430	50,000			
<b>06/04/25</b>	<b>NO REDEMPTIONS</b>								
<b>06/04/25</b>	<b>PURCHASES</b>								
	DN	FHLMC		10/01/25	4.175	50,000			
	DN	FHLMC		10/01/25	4.175	50,000			
	DN	FHLMC		11/14/25	4.125	50,000			
	DN	FHLMC		11/14/25	4.125	50,000			
	DN	FHLB		12/01/25	4.115	50,000			
	DN	FHLB		12/01/25	4.115	50,000			
	DN	FFCB		12/08/25	4.070	50,000			
	DN	FFCB		12/08/25	4.070	50,000			
	DN	FHLB		12/08/25	4.095	50,000			
	DN	FHLB		12/08/25	4.095	50,000			
	DN	FFCB		12/11/25	4.070	50,000			
	DN	FFCB		12/11/25	4.070	50,000			
	TR	BILL		09/23/25	4.200	50,000			
	TR	BILL		09/23/25	4.200	50,000			
	TR	BILL		09/23/25	4.200	50,000			
	TR	BILL		09/23/25	4.200	50,000			
	TR	BILL		09/23/25	4.200	50,000			
	TR	BILL		09/23/25	4.200	50,000			
	TR	BILL		09/23/25	4.205	50,000			
	TR	BILL		09/23/25	4.205	50,000			
	TR	BILL		09/23/25	4.205	50,000			
	TR	BILL		11/06/25	4.120	50,000			
	TR	BILL		11/06/25	4.120	50,000			
	TR	BILL		11/06/25	4.120	50,000			
	TR	BILL		11/06/25	4.120	50,000			
	TR	BILL		11/06/25	4.120	50,000			
	TR	BILL		11/06/25	4.120	50,000			
<b>06/05/25</b>	<b>REDEMPTIONS</b>								
	YCD	NORINCHUK	4.390	06/05/25	4.390	50,000	37	225,597.22	4.451
	YCD	NORINCHUK	4.390	06/05/25	4.390	50,000	37	225,597.22	4.451
<b>06/05/25</b>	<b>NO PURCHASES</b>								

**INVESTMENT TRANSACTIONS**

<u>DATE</u>	<u>TYPE</u>	<u>a/</u> <u>DESCRIPTION</u>	<u>CPN (%)</u>	<u>MATURITY</u> <u>DATE</u>	<u>b/</u> <u>TRANS</u> <u>YIELD (%)</u>	<u>d/</u> <u>PAR (\$)</u> <u>(000)</u>	<u>DAYS</u> <u>HELD</u>	<u>AMOUNT</u> <u>EARNED (\$)</u>	<u>EFFECTIVE</u> <u>YIELD (%)</u>
<b>06/06/25</b>	<b>REDEMPTION</b>								
	DEB	FHLB	4.625	06/06/25	4.670	50,000	725	4,628,458.33	4.664
<b>06/06/25</b>	<b>PURCHASES</b>								
	CP	ATLANTIC		09/02/25	4.360	50,000			
	CP	CHARIOT		09/02/25	4.370	50,000			
	CP	CHARIOT		09/02/25	4.370	50,000			
	CP	GTA		10/03/25	4.370	50,000			
	DN	FHLMC		10/01/25	4.200	50,000			
	DN	FHLMC		10/01/25	4.200	50,000			
	DN	FFCB		11/14/25	4.130	50,000			
	DN	FFCB		11/14/25	4.130	50,000			
	DN	FHLB		02/27/26	4.025	50,000			
	DN	FHLB		02/27/26	4.025	50,000			
	DN	FHLB		02/27/26	4.025	50,000			
	DN	FHLB		02/27/26	4.025	50,000			
	TR	BILL		11/06/25	4.120	50,000			
	TR	BILL		11/06/25	4.120	50,000			
	TR	BILL		11/06/25	4.120	50,000			
	TR	BILL		11/06/25	4.120	50,000			
	TR	NOTE	3.875	05/31/27	4.013	50,000			
	TR	NOTE	3.875	05/31/27	4.013	50,000			
	TR	NOTE	3.875	05/31/27	4.013	50,000			
	TR	NOTE	3.875	05/31/27	4.013	50,000			
	TR	NOTE	3.875	05/31/27	4.013	50,000			
	TR	NOTE	3.875	05/31/27	4.013	50,000			
<b>06/09/25</b>	<b>REDEMPTIONS</b>								
	CP	RABO NY		06/09/25	4.320	50,000	7	42,000.00	4.384
	CP	RABO NY		06/09/25	4.320	50,000	7	42,000.00	4.384
	CP	RABO NY		06/09/25	4.320	50,000	7	42,000.00	4.384
	CP	MUFG BK		06/09/25	4.310	50,000	10	59,861.11	4.375
	CP	MUFG BK		06/09/25	4.310	50,000	10	59,861.11	4.375
	CP	MUFG BK		06/09/25	4.310	50,000	10	59,861.11	4.375
	CP	CR AG NY		06/09/25	4.300	50,000	13	77,638.89	4.367
	CP	CR AG NY		06/09/25	4.300	50,000	13	77,638.89	4.367
	CP	CR AG NY		06/09/25	4.310	50,000	34	203,527.78	4.388
	CP	CR AG NY		06/09/25	4.310	50,000	34	203,527.78	4.388
	CP	PROCTER		06/09/25	4.310	50,000	61	365,152.78	4.402
	CP	PROCTER		06/09/25	4.310	50,000	61	365,152.78	4.402
	CP	FAIRWAY		06/09/25	4.370	50,000	118	716,194.44	4.495
	CP	VERSAILLES		06/09/25	4.380	50,000	118	717,833.33	4.506
	CP	SOC GEN NY		06/09/25	4.370	50,000	143	867,930.56	4.509
	CP	SOC GEN NY		06/09/25	4.370	50,000	143	867,930.56	4.509
	DN	FFCB		06/09/25	4.110	50,000	144	822,000.00	4.237
	DN	FFCB		06/09/25	4.110	50,000	144	822,000.00	4.237

### INVESTMENT TRANSACTIONS

<u>DATE</u>	<u>TYPE</u>	<u>a/</u> <u>DESCRIPTION</u>	<u>CPN (%)</u>	<u>MATURITY</u> <u>DATE</u>	<u>b/</u> <u>TRANS</u> <u>YIELD (%)</u>	<u>d/</u> <u>PAR (\$)</u> <u>(000)</u>	<u>DAYS</u> <u>HELD</u>	<u>AMOUNT</u> <u>EARNED (\$)</u>	<u>EFFECTIVE</u> <u>YIELD (%)</u>
<b>06/09/25</b>	<b>REDEMPTIONS (Continued)</b>								
	DN	FHLB		06/09/25	4.175	50,000	146	846,597.22	4.306
	DN	FHLB		06/09/25	4.175	50,000	146	846,597.22	4.306
	DN	FFCB		06/09/25	4.100	50,000	165	939,583.33	4.237
	DN	FFCB		06/09/25	4.100	50,000	165	939,583.33	4.237
	DN	FHLB		06/09/25	4.155	50,000	165	952,187.50	4.294
	DN	FHLB		06/09/25	4.155	50,000	165	952,187.50	4.294
	DN	IBRD		06/09/25	4.200	50,000	173	1,009,166.67	4.346
	DN	IBRD		06/09/25	4.200	50,000	173	1,009,166.67	4.346
	DN	FFCB		06/09/25	4.110	50,000	174	993,250.00	4.252
	DN	FFCB		06/09/25	4.110	50,000	174	993,250.00	4.252
	YCD	NATIXIS	4.370	06/09/25	4.370	50,000	94	570,527.78	4.431
	YCD	NATIXIS	4.370	06/09/25	4.370	50,000	94	570,527.78	4.431
	YCD	SE BANKEN	4.370	06/09/25	4.370	50,000	153	928,625.00	4.431
	YCD	CIBC	4.440	06/09/25	4.440	50,000	172	1,060,666.67	4.502
	YCD	CIBC	4.440	06/09/25	4.440	50,000	172	1,060,666.67	4.502
<b>06/09/25</b>	<b>PURCHASES</b>								
	CP	PEPSICO		06/24/25	4.270	50,000			
	DN	FHLMC		11/03/25	4.165	50,000			
	DN	FHLMC		11/03/25	4.165	50,000			
	DN	FHLMC		12/01/25	4.130	50,000			
	DN	FHLMC		12/01/25	4.130	50,000			
	DN	FHLB		12/01/25	4.140	50,000			
	DN	FHLB		12/01/25	4.140	50,000			
	DN	FHLB		12/08/25	4.130	50,000			
	DN	FHLB		12/08/25	4.130	50,000			
	DN	FHLB		12/29/25	4.100	50,000			
	DN	FHLB		12/29/25	4.100	50,000			
	TR	BILL		09/09/25	4.220	50,000			
	TR	BILL		09/09/25	4.220	50,000			
	TR	BILL		09/09/25	4.220	50,000			
	TR	BILL		09/09/25	4.220	50,000			
	TR	BILL		09/09/25	4.220	50,000			
	TR	BILL		09/09/25	4.220	50,000			
	TR	BILL		09/09/25	4.220	50,000			
	TR	BILL		09/09/25	4.220	50,000			
	TR	BILL		11/06/25	4.120	50,000			
	TR	BILL		11/06/25	4.120	50,000			
	TR	BILL		11/06/25	4.120	50,000			
	TR	BILL		11/06/25	4.120	50,000			
	TR	BILL		11/06/25	4.120	50,000			
	TR	BILL		11/06/25	4.120	50,000			
	YCD	NORINCHUK	4.400	07/10/25	4.400	50,000			
	YCD	NORINCHUK	4.400	07/10/25	4.400	50,000			
	YCD	DNB	4.320	07/15/25	4.320	50,000			
	YCD	DNB	4.320	07/15/25	4.320	50,000			

**INVESTMENT TRANSACTIONS**

<u>DATE</u>	<u>TYPE</u>	<u>a/</u> <u>DESCRIPTION</u>	<u>CPN (%)</u>	<u>MATURITY</u> <u>DATE</u>	<u>b/</u> <u>TRANS</u> <u>YIELD (%)</u>	<u>d/</u> <u>PAR (\$)</u> <u>(000)</u>	<u>DAYS</u> <u>HELD</u>	<u>AMOUNT</u> <u>EARNED (\$)</u>	<u>EFFECTIVE</u> <u>YIELD (%)</u>
06/10/25	<b>REDEMPTIONS</b>								
	DN	IBRD		06/10/25	4.220	50,000	75	439,583.33	4.317
	DN	IBRD		06/10/25	4.220	50,000	75	439,583.33	4.317
	DN	FHLMC		06/10/25	4.170	50,000	76	440,166.67	4.265
	DN	FHLMC		06/10/25	4.170	50,000	76	440,166.67	4.265
	TR	BILL		06/10/25	4.210	50,000	54	315,750.00	4.296
	TR	BILL		06/10/25	4.210	50,000	54	315,750.00	4.296
	TR	BILL		06/10/25	4.210	50,000	54	315,750.00	4.296
	TR	BILL		06/10/25	4.210	50,000	54	315,750.00	4.296
	TR	BILL		06/10/25	4.190	50,000	62	360,805.56	4.279
	TR	BILL		06/10/25	4.190	50,000	62	360,805.56	4.279
	TR	BILL		06/10/25	4.190	50,000	62	360,805.56	4.279
	TR	BILL		06/10/25	4.190	50,000	62	360,805.56	4.279
	TR	BILL		06/10/25	4.190	50,000	62	360,805.56	4.279
	TR	BILL		06/10/25	4.190	50,000	62	360,805.56	4.279
	TR	BILL		06/10/25	4.190	50,000	62	360,805.56	4.279
	TR	BILL		06/10/25	4.190	50,000	62	360,805.56	4.279
	TR	BILL		06/10/25	4.190	50,000	62	360,805.56	4.279
	TR	BILL		06/10/25	4.150	50,000	67	386,180.56	4.240
	TR	BILL		06/10/25	4.150	50,000	67	386,180.56	4.240
	TR	BILL		06/10/25	4.150	50,000	67	386,180.56	4.240
	TR	BILL		06/10/25	4.150	50,000	67	386,180.56	4.240
	TR	BILL		06/10/25	4.150	50,000	67	386,180.56	4.240
	TR	BILL		06/10/25	4.150	50,000	67	386,180.56	4.240
	TR	BILL		06/10/25	4.150	50,000	67	386,180.56	4.240
	TR	BILL		06/10/25	4.153	50,000	67	386,413.19	4.243
	TR	BILL		06/10/25	4.153	50,000	67	386,413.19	4.243
	TR	BILL		06/10/25	4.153	50,000	67	386,413.19	4.243
	TR	BILL		06/10/25	4.175	50,000	75	434,895.83	4.270
	TR	BILL		06/10/25	4.175	50,000	75	434,895.83	4.270
	TR	BILL		06/10/25	4.180	50,000	75	435,416.67	4.275
	TR	BILL		06/10/25	4.180	50,000	75	435,416.67	4.275
	TR	BILL		06/10/25	4.180	50,000	75	435,416.67	4.275
	TR	BILL		06/10/25	4.183	50,000	90	522,812.50	4.285
	TR	BILL		06/10/25	4.183	50,000	90	522,812.50	4.285
	TR	BILL		06/10/25	4.183	50,000	90	522,812.50	4.285
	TR	BILL		06/10/25	4.185	50,000	90	523,125.00	4.288
	TR	BILL		06/10/25	4.185	50,000	90	523,125.00	4.288
	TR	BILL		06/10/25	4.185	50,000	90	523,125.00	4.288
	TR	BILL		06/10/25	4.175	50,000	105	608,854.17	4.285
	TR	BILL		06/10/25	4.175	50,000	105	608,854.17	4.285
	TR	BILL		06/10/25	4.178	50,000	105	609,218.75	4.288
	TR	BILL		06/10/25	4.178	50,000	105	609,218.75	4.288
	TR	BILL		06/10/25	4.178	50,000	105	609,218.75	4.288
	TR	BILL		06/10/25	4.200	50,000	112	653,333.33	4.315
	TR	BILL		06/10/25	4.200	50,000	112	653,333.33	4.315
	TR	BILL		06/10/25	4.200	50,000	112	653,333.33	4.315

**INVESTMENT TRANSACTIONS**

<u>DATE</u>	<u>TYPE</u>	<u>a/</u> <u>DESCRIPTION</u>	<u>CPN (%)</u>	<u>MATURITY</u> <u>DATE</u>	<u>b/</u> <u>TRANS</u> <u>YIELD (%)</u>	<u>d/</u> <u>PAR (\$)</u> <u>(000)</u>	<u>DAYS</u> <u>HELD</u>	<u>AMOUNT</u> <u>EARNED (\$)</u>	<u>EFFECTIVE</u> <u>YIELD (%)</u>
<b>06/10/25</b>	<b>REDEMPTIONS (Continued)</b>								
	TR	BILL		06/10/25	4.205	50,000	112	654,111.11	4.320
	TR	BILL		06/10/25	4.205	50,000	112	654,111.11	4.320
	TR	BILL		06/10/25	4.205	50,000	112	654,111.11	4.320
	TR	BILL		06/10/25	4.220	50,000	119	697,472.22	4.339
	TR	BILL		06/10/25	4.220	50,000	119	697,472.22	4.339
	TR	BILL		06/10/25	4.220	50,000	119	697,472.22	4.339
	TR	BILL		06/10/25	4.220	50,000	119	697,472.22	4.339
	TR	BILL		06/10/25	4.220	50,000	119	697,472.22	4.339
	TR	BILL		06/10/25	4.222	50,000	119	697,802.78	4.341
	TR	BILL		06/10/25	4.222	50,000	119	697,802.78	4.341
	TR	BILL		06/10/25	4.222	50,000	119	697,802.78	4.341
	TR	BILL		06/10/25	4.225	50,000	119	698,298.61	4.344
	TR	BILL		06/10/25	4.225	50,000	119	698,298.61	4.344
	TR	BILL		06/10/25	4.225	50,000	119	698,298.61	4.344
<b>06/10/25</b>	<b>PURCHASES</b>								
	CP	RABO NY		06/24/25	4.320	50,000			
	CP	RABO NY		06/24/25	4.320	50,000			
	CP	RABO NY		06/24/25	4.320	50,000			
	CP	DEERE CAP		09/11/25	4.310	50,000			
	CP	FAIRWAY		12/08/25	4.350	50,000			
	DN	FNMA		06/24/25	4.195	50,000			
	DN	FNMA		06/24/25	4.195	50,000			
	DN	FHLMC		07/15/25	4.210	50,000			
	DN	FHLMC		07/15/25	4.210	50,000			
	DN	IADB		09/02/25	4.210	50,000			
	DN	IADB		09/02/25	4.210	50,000			
	DN	FHLMC		09/26/25	4.195	50,000			
	DN	FHLMC		09/26/25	4.195	50,000			
	DN	FHLMC		11/14/25	4.155	50,000			
	DN	FHLMC		11/14/25	4.155	50,000			
	DN	FHLMC		11/14/25	4.155	50,000			
	DN	FHLMC		11/14/25	4.155	50,000			
	DN	FHLB		11/14/25	4.155	50,000			
	DN	FHLB		11/14/25	4.155	50,000			
	DN	FHLMC		12/01/25	4.130	50,000			
	DN	FHLMC		12/01/25	4.130	50,000			
	DN	FHLB		02/27/26	4.025	50,000			
	DN	FHLB		02/27/26	4.025	50,000			
	DN	FHLB		02/27/26	4.025	50,000			
	DN	FHLB		02/27/26	4.025	50,000			
	TR	BILL		09/02/25	4.230	50,000			
	TR	BILL		09/02/25	4.230	50,000			
	TR	BILL		09/02/25	4.230	50,000			
	TR	BILL		09/02/25	4.230	50,000			

### INVESTMENT TRANSACTIONS

<u>DATE</u>	<u>TYPE</u>	<u>a/</u> <u>DESCRIPTION</u>	<u>CPN (%)</u>	<u>MATURITY</u> <u>DATE</u>	<u>b/</u> <u>TRANS</u> <u>YIELD (%)</u>	<u>d/</u> <u>PAR (\$)</u> <u>(000)</u>	<u>DAYS</u> <u>HELD</u>	<u>AMOUNT</u> <u>EARNED (\$)</u>	<u>EFFECTIVE</u> <u>YIELD (%)</u>
<b>06/10/25</b>	<b>PURCHASES (Continued)</b>								
	TR	BILL		11/06/25	4.125	50,000			
	TR	BILL		11/06/25	4.125	50,000			
	TR	BILL		11/06/25	4.125	50,000			
	TR	BILL		11/06/25	4.128	50,000			
	TR	BILL		11/06/25	4.128	50,000			
	TR	BILL		11/06/25	4.128	50,000			
	TR	NOTE	3.875	05/31/27	4.008	50,000			
	TR	NOTE	3.875	05/31/27	4.008	50,000			
	TR	NOTE	3.875	05/31/27	4.008	50,000			
	TR	NOTE	3.875	05/31/27	4.008	50,000			
	TR	NOTE	3.875	05/31/27	4.008	50,000			
	TR	NOTE	3.875	05/31/27	4.008	50,000			
	TR	NOTE	3.875	05/31/27	4.010	50,000			
	TR	NOTE	3.875	05/31/27	4.010	50,000			
	TR	NOTE	3.875	05/31/27	4.010	50,000			
	TR	NOTE	4.250	02/28/29	4.020	50,000			
	TR	NOTE	4.250	02/28/29	4.020	50,000			
	TR	NOTE	4.250	02/28/29	4.020	50,000			
	TR	NOTE	4.250	02/28/29	4.020	50,000			
	YCD	RB CANADA	4.400	12/08/25	4.400	50,000			
	YCD	RB CANADA	4.400	12/08/25	4.400	50,000			
	YCD	NATIXIS	4.450	12/08/25	4.450	50,000			
	YCD	NATIXIS	4.450	12/08/25	4.450	50,000			
	YCD	NB CANADA	4.320	01/28/26	4.320	50,000			
	YCD	NB CANADA	4.320	01/28/26	4.320	50,000			
<b>06/11/25</b>	<b>NO REDEMPTIONS</b>								
<b>06/11/25</b>	<b>PURCHASES</b>								
	CP	BNP NY		06/23/25	4.310	50,000			
	CP	CR AG NY		07/10/25	4.290	50,000			
	CP	CR AG NY		07/10/25	4.290	50,000			
	CP	SOC GEN NY		12/01/25	4.340	50,000			
	CP	SOC GEN NY		12/01/25	4.340	50,000			
	DEB	IBRD	3.625	05/05/28	4.065	50,000			
	DEB	IBRD	3.625	05/05/28	4.065	50,000			
	DN	FNMA		06/24/25	4.195	50,000			
	DN	FNMA		06/24/25	4.195	50,000			
	DN	FHLB		11/14/25	4.150	50,000			
	DN	FHLB		11/14/25	4.150	50,000			
	DN	FHLMC		11/14/25	4.150	50,000			
	DN	FHLMC		11/14/25	4.150	50,000			
	DN	FHLMC		12/08/25	4.115	50,000			
	DN	FHLMC		12/08/25	4.115	50,000			
	DN	FHLB		12/29/25	4.090	50,000			
	DN	FHLB		12/29/25	4.090	50,000			

**INVESTMENT TRANSACTIONS**

<u>DATE</u>	<u>TYPE</u>	<u>a/</u> <u>DESCRIPTION</u>	<u>CPN (%)</u>	<u>MATURITY</u> <u>DATE</u>	<u>b/</u> <u>TRANS</u> <u>YIELD (%)</u>	<u>d/</u> <u>PAR (\$)</u> <u>(000)</u>	<u>DAYS</u> <u>HELD</u>	<u>AMOUNT</u> <u>EARNED (\$)</u>	<u>EFFECTIVE</u> <u>YIELD (%)</u>
<b>06/11/25</b>	<b>PURCHASES (Continued)</b>								
	TR	BILL		09/23/25	4.195	50,000			
	TR	BILL		09/23/25	4.195	50,000			
	TR	BILL		09/23/25	4.195	50,000			
	TR	BILL		09/23/25	4.200	50,000			
	TR	BILL		09/23/25	4.200	50,000			
	TR	BILL		09/23/25	4.200	50,000			
	TR	BILL		11/06/25	4.120	50,000			
	TR	BILL		11/06/25	4.120	50,000			
	TR	BILL		11/06/25	4.120	50,000			
	TR	BILL		11/06/25	4.122	50,000			
	TR	BILL		11/06/25	4.122	50,000			
	TR	BILL		11/06/25	4.122	50,000			
	TR	BILL		11/06/25	4.130	50,000			
	TR	BILL		11/06/25	4.130	50,000			
	TR	BILL		11/06/25	4.130	50,000			
	YCD	SUMITOMO	4.420	11/10/25	4.420	50,000			
	YCD	SUMITOMO	4.420	11/10/25	4.420	50,000			
<b>06/12/25</b>	<b>REDEMPTIONS</b>								
	CB CL	JPM CHASE	5.250	06/12/25	5.250	15,000	731	1,575,000.00	5.257
	CP	FAIRWAY		06/12/25	4.350	50,000	90	543,750.00	4.459
	DN	IBRD		06/12/25	4.240	50,000	63	371,000.00	4.331
	DN	IBRD		06/12/25	4.240	50,000	63	371,000.00	4.331
	DN	IBRD		06/12/25	4.220	50,000	79	463,027.78	4.319
	DN	IBRD		06/12/25	4.220	50,000	79	463,027.78	4.319
	DN	FHLB		06/12/25	4.160	50,000	99	572,000.00	4.267
	DN	FHLB		06/12/25	4.160	50,000	99	572,000.00	4.267
	TR	BILL		06/12/25	4.155	50,000	148	854,083.33	4.286
	TR	BILL		06/12/25	4.155	50,000	148	854,083.33	4.286
	TR	BILL		06/12/25	4.160	50,000	148	855,111.11	4.291
	TR	BILL		06/12/25	4.160	50,000	148	855,111.11	4.291
	TR	BILL		06/12/25	4.160	50,000	148	855,111.11	4.291
	TR	BILL		06/12/25	4.175	50,000	149	863,993.06	4.307
	TR	BILL		06/12/25	4.175	50,000	149	863,993.06	4.307
	TR	BILL		06/12/25	4.175	50,000	149	863,993.06	4.307
	TR	BILL		06/12/25	4.135	50,000	156	895,916.67	4.269
	TR	BILL		06/12/25	4.135	50,000	156	895,916.67	4.269
	TR	BILL		06/12/25	4.135	50,000	156	895,916.67	4.269
	TR	BILL		06/12/25	4.136	50,000	156	896,133.33	4.270
	TR	BILL		06/12/25	4.136	50,000	156	896,133.33	4.270
	TR	BILL		06/12/25	4.136	50,000	156	896,133.33	4.270
	TR	BILL		06/12/25	4.110	50,000	163	930,458.33	4.246
	TR	BILL		06/12/25	4.110	50,000	163	930,458.33	4.246
	TR	BILL		06/12/25	4.110	50,000	163	930,458.33	4.246
	TR	BILL		06/12/25	4.110	50,000	163	930,458.33	4.246

**INVESTMENT TRANSACTIONS**

<u>DATE</u>	<u>TYPE</u>	<u>a/</u> <u>DESCRIPTION</u>	<u>CPN (%)</u>	<u>MATURITY</u> <u>DATE</u>	<u>b/</u> <u>TRANS</u> <u>YIELD (%)</u>	<u>d/</u> <u>PAR (\$)</u> <u>(000)</u>	<u>DAYS</u> <u>HELD</u>	<u>AMOUNT</u> <u>EARNED (\$)</u>	<u>EFFECTIVE</u> <u>YIELD (%)</u>
06/12/25	REDEMPTIONS (Continued)								
	TR	BILL		06/12/25	4.165	50,000	168	971,833.33	4.307
	TR	BILL		06/12/25	4.165	50,000	168	971,833.33	4.307
	TR	BILL		06/12/25	4.165	50,000	168	971,833.33	4.307
	TR	BILL		06/12/25	4.166	50,000	168	972,066.67	4.308
	TR	BILL		06/12/25	4.166	50,000	168	972,066.67	4.308
	TR	BILL		06/12/25	4.166	50,000	168	972,066.67	4.308
	TR	BILL		06/12/25	4.155	50,000	171	986,812.50	4.298
	TR	BILL		06/12/25	4.155	50,000	171	986,812.50	4.298
	TR	BILL		06/12/25	4.155	50,000	171	986,812.50	4.298
	TR	BILL		06/12/25	4.155	50,000	171	986,812.50	4.298
	TR	BILL		06/12/25	4.155	50,000	171	986,812.50	4.298
	TR	BILL		06/12/25	4.145	50,000	175	1,007,465.28	4.289
	TR	BILL		06/12/25	4.145	50,000	175	1,007,465.28	4.289
	TR	BILL		06/12/25	4.145	50,000	175	1,007,465.28	4.289
	TR	BILL		06/12/25	4.147	50,000	176	1,013,711.11	4.292
	TR	BILL		06/12/25	4.147	50,000	176	1,013,711.11	4.292
	TR	BILL		06/12/25	4.147	50,000	176	1,013,711.11	4.292
	TR	BILL		06/12/25	4.175	50,000	178	1,032,152.78	4.322
	TR	BILL		06/12/25	4.175	50,000	178	1,032,152.78	4.322
	TR	BILL		06/12/25	4.175	50,000	178	1,032,152.78	4.322
	TR	BILL		06/12/25	4.178	50,000	178	1,032,770.83	4.325
	TR	BILL		06/12/25	4.178	50,000	178	1,032,770.83	4.325
	TR	BILL		06/12/25	4.178	50,000	178	1,032,770.83	4.325
	TR	BILL		06/12/25	4.180	50,000	178	1,033,388.89	4.327
	TR	BILL		06/12/25	4.180	50,000	178	1,033,388.89	4.327
	TR	BILL		06/12/25	4.180	50,000	178	1,033,388.89	4.327
	TR	BILL		06/12/25	4.160	50,000	181	1,045,777.78	4.308
	TR	BILL		06/12/25	4.160	50,000	181	1,045,777.78	4.308
	TR	BILL		06/12/25	4.160	50,000	181	1,045,777.78	4.308
	TR	BILL		06/12/25	4.160	50,000	181	1,045,777.78	4.308
	TR	BILL		06/12/25	4.160	50,000	181	1,045,777.78	4.308
	TR	BILL		06/12/25	4.160	50,000	181	1,045,777.78	4.308
	TR	BILL		06/12/25	4.163	50,000	181	1,046,406.25	4.311
	TR	BILL		06/12/25	4.163	50,000	181	1,046,406.25	4.311
	TR	BILL		06/12/25	4.163	50,000	181	1,046,406.25	4.311
	TR	BILL		06/12/25	4.160	50,000	182	1,051,555.56	4.308
	TR	BILL		06/12/25	4.160	50,000	182	1,051,555.56	4.308
	TR	BILL		06/12/25	4.160	50,000	182	1,051,555.56	4.308
	TR	BILL		06/12/25	4.160	50,000	182	1,051,555.56	4.308
	TR	BILL		06/12/25	4.160	50,000	182	1,051,555.56	4.308

**INVESTMENT TRANSACTIONS**

<u>DATE</u>	<u>TYPE</u>	<u>a/</u> <u>DESCRIPTION</u>	<u>CPN (%)</u>	<u>MATURITY</u> <u>DATE</u>	<u>b/</u> <u>TRANS</u> <u>YIELD (%)</u>	<u>d/</u> <u>PAR (\$)</u> <u>(000)</u>	<u>DAYS</u> <u>HELD</u>	<u>AMOUNT</u> <u>EARNED (\$)</u>	<u>EFFECTIVE</u> <u>YIELD (%)</u>
06/12/25	<b>PURCHASES</b>								
	CP	MUFG BK		06/20/25	4.320	50,000			
	CP	MUFG BK		06/20/25	4.320	50,000			
	CP	MUFG BK		06/20/25	4.320	50,000			
	CP	APPLE		09/26/25	4.300	50,000			
	CP	FAIRWAY		11/03/25	4.350	50,000			
	CP	LIBERTY		12/08/25	4.300	50,000			
	DN	FHLMC		11/03/25	4.150	50,000			
	DN	FHLMC		11/03/25	4.150	50,000			
	DN	FHLMC		11/10/25	4.135	50,000			
	DN	FHLMC		11/10/25	4.135	50,000			
	DN	FHLB		12/01/25	4.100	50,000			
	DN	FHLB		12/01/25	4.100	50,000			
	DN	FHLB		12/08/25	4.090	50,000			
	DN	FHLB		12/08/25	4.090	50,000			
	DN	FFCB		12/29/25	4.020	50,000			
	DN	FFCB		12/29/25	4.020	50,000			
	DN	FHLMC		12/29/25	4.050	50,000			
	DN	FHLMC		12/29/25	4.050	50,000			
	DN	FHLB		12/29/25	4.060	50,000			
	DN	FHLB		12/29/25	4.060	50,000			
	DN	FHLB		01/02/26	4.060	50,000			
	DN	FHLB		01/02/26	4.060	50,000			
	DN	FHLB		02/02/26	4.005	50,000			
	DN	FHLB		02/02/26	4.005	50,000			
	TR	BILL		08/05/25	4.310	50,000			
	TR	BILL		08/05/25	4.310	50,000			
	TR	BILL		08/05/25	4.310	50,000			
	TR	BILL		12/11/25	4.135	50,000			
	TR	BILL		12/11/25	4.135	50,000			
	TR	BILL		12/11/25	4.135	50,000			
	TR	BILL		12/11/25	4.135	50,000			
	TR	BILL		12/11/25	4.135	50,000			
	TR	BILL		12/11/25	4.135	50,000			
	TR	BILL		12/11/25	4.135	50,000			
	TR	BILL		12/11/25	4.135	50,000			
	TR	BILL		12/11/25	4.135	50,000			
	TR	BILL		12/11/25	4.135	50,000			
	TR	BILL		12/11/25	4.135	50,000			
	TR	BILL		12/11/25	4.135	50,000			
	TR	BILL		12/11/25	4.135	50,000			
	TR	BILL		12/11/25	4.135	50,000			
	TR	BILL		12/11/25	4.135	50,000			
	TR	BILL		12/11/25	4.140	50,000			
	TR	BILL		12/11/25	4.140	50,000			
	TR	BILL		12/11/25	4.140	50,000			
	TR	BILL		12/11/25	4.140	50,000			

**INVESTMENT TRANSACTIONS**

<u>DATE</u>	<u>TYPE</u>	<u>a/</u> <u>DESCRIPTION</u>	<u>CPN (%)</u>	<u>MATURITY</u> <u>DATE</u>	<u>b/</u> <u>TRANS</u> <u>YIELD (%)</u>	<u>d/</u> <u>PAR (\$)</u> <u>(000)</u>	<u>DAYS</u> <u>HELD</u>	<u>AMOUNT</u> <u>EARNED (\$)</u>	<u>EFFECTIVE</u> <u>YIELD (%)</u>
<b>06/12/25</b>	<b>PURCHASES (Continued)</b>								
	TR	BILL		12/11/25	4.143	50,000			
	TR	BILL		12/11/25	4.143	50,000			
	TR	BILL		12/11/25	4.143	50,000			
	TR	BILL		12/11/25	4.143	50,000			
	TR	BILL		12/11/25	4.146	50,000			
	TR	BILL		12/11/25	4.146	50,000			
	TR	BILL		12/11/25	4.146	50,000			
	TR	BILL		12/11/25	4.146	50,000			
	TR	NOTE	4.250	01/31/26	4.193	50,000			
	TR	NOTE	4.250	01/31/26	4.193	50,000			
	TR	NOTE	4.250	01/31/26	4.193	50,000			
	TR	NOTE	4.250	01/31/26	4.224	50,000			
	TR	NOTE	4.250	01/31/26	4.224	50,000			
	TR	NOTE	4.250	01/31/26	4.224	50,000			
	YCD	SUMI TRUST	4.430	10/01/25	4.430	50,000			
	YCD	SUMI TRUST	4.430	10/01/25	4.430	50,000			
	YCD	SE BANKEN	4.370	12/29/25	4.370	50,000			
	YCD	SE BANKEN	4.370	12/29/25	4.370	50,000			
<b>06/13/25</b>	<b>NO REDEMPTIONS</b>								
<b>06/13/25</b>	<b>PURCHASES</b>								
	CP	ATLANTIC		09/22/25	4.370	50,000			
	DN	FHLMC		11/10/25	4.110	50,000			
	DN	FHLMC		11/10/25	4.110	50,000			
	DN	FFCB		11/14/25	4.100	50,000			
	DN	FFCB		11/14/25	4.100	50,000			
	DN	FHLMC		11/14/25	4.110	50,000			
	DN	FHLMC		11/14/25	4.110	50,000			
	DN	FHLB		11/21/25	4.120	50,000			
	DN	FHLB		11/21/25	4.120	50,000			
	DN	FHLB		12/01/25	4.105	50,000			
	DN	FHLB		12/01/25	4.105	50,000			
	DN	FHLB		12/01/25	4.105	50,000			
	DN	FHLB		12/01/25	4.105	50,000			
	DN	FHLB		12/08/25	4.100	50,000			
	DN	FHLB		12/08/25	4.100	50,000			
	DN	FHLB		01/02/26	4.065	50,000			
	DN	FHLB		01/02/26	4.065	50,000			
	DN	FHLB		02/27/26	4.000	50,000			
	DN	FHLB		02/27/26	4.000	50,000			
	DN	FHLB		02/27/26	4.000	50,000			
	TR	BILL		08/05/25	4.310	50,000			
	TR	BILL		08/05/25	4.310	50,000			
	TR	BILL		08/05/25	4.310	50,000			

**INVESTMENT TRANSACTIONS**

<u>DATE</u>	<u>TYPE</u>	<u>a/</u> <u>DESCRIPTION</u>	<u>CPN (%)</u>	<u>MATURITY</u> <u>DATE</u>	<u>b/</u> <u>TRANS</u> <u>YIELD (%)</u>	<u>d/</u> <u>PAR (\$)</u> <u>(000)</u>	<u>DAYS</u> <u>HELD</u>	<u>AMOUNT</u> <u>EARNED (\$)</u>	<u>EFFECTIVE</u> <u>YIELD (%)</u>
06/13/25	<b>PURCHASES (Continued)</b>								
	TR	BILL		08/19/25	4.255	50,000			
	TR	BILL		08/19/25	4.255	50,000			
	TR	BILL		08/19/25	4.255	50,000			
	TR	BILL		09/02/25	4.250	50,000			
	TR	BILL		09/02/25	4.250	50,000			
	TR	BILL		09/02/25	4.250	50,000			
	TR	BILL		09/30/25	4.193	50,000			
	TR	BILL		09/30/25	4.193	50,000			
	TR	BILL		09/30/25	4.193	50,000			
	TR	BILL		09/30/25	4.200	50,000			
	TR	BILL		09/30/25	4.200	50,000			
	TR	BILL		09/30/25	4.200	50,000			
	TR	BILL		09/30/25	4.210	50,000			
	TR	BILL		09/30/25	4.210	50,000			
	TR	BILL		09/30/25	4.210	50,000			
	TR	BILL		12/11/25	4.130	50,000			
	TR	BILL		12/11/25	4.130	50,000			
	TR	BILL		12/11/25	4.130	50,000			
	TR	BILL		12/11/25	4.130	50,000			
	TR	BILL		12/11/25	4.133	50,000			
	TR	BILL		12/11/25	4.133	50,000			
	TR	BILL		12/11/25	4.133	50,000			
	TR	BILL		12/11/25	4.133	50,000			
	TR	BILL		12/11/25	4.133	50,000			
	TR	BILL		12/11/25	4.133	50,000			
	TR	BILL		12/11/25	4.135	50,000			
	TR	BILL		12/11/25	4.135	50,000			
	TR	BILL		12/11/25	4.135	50,000			
	TR	BILL		12/11/25	4.135	50,000			
	TR	BILL		12/11/25	4.135	50,000			
	TR	BILL		12/11/25	4.136	50,000			
	TR	BILL		12/11/25	4.136	50,000			
	TR	BILL		12/11/25	4.136	50,000			
	TR	BILL		12/11/25	4.136	50,000			
	TR	NOTE	3.750	05/15/28	3.928	50,000			
	TR	NOTE	3.750	05/15/28	3.928	50,000			
	TR	NOTE	3.750	05/15/28	3.928	50,000			
	TR	NOTE	3.750	05/15/28	3.928	50,000			
	TR	NOTE	3.750	05/15/28	3.928	50,000			
	TR	NOTE	3.750	05/15/28	3.928	50,000			
	TR	NOTE	3.750	05/15/28	3.928	50,000			
	TR	NOTE	3.750	05/15/28	3.928	50,000			
	TR	NOTE	3.750	05/15/28	3.928	50,000			
	YCD	NORINCHUK	4.400	07/25/25	4.400	50,000			
	YCD	NORINCHUK	4.400	07/25/25	4.400	50,000			
	YCD	KBC	4.410	10/01/25	4.410	50,000			
	YCD	KBC	4.410	10/01/25	4.410	50,000			
	YCD	MUFG BK	4.420	10/01/25	4.420	50,000			
	YCD	MUFG BK	4.420	10/01/25	4.420	50,000			

### INVESTMENT TRANSACTIONS

<u>DATE</u>	<u>TYPE</u>	<u>a/</u> <u>DESCRIPTION</u>	<u>CPN (%)</u>	<u>MATURITY</u> <u>DATE</u>	<u>b/</u> <u>TRANS</u> <u>YIELD (%)</u>	<u>d/</u> <u>PAR (\$)</u> <u>(000)</u>	<u>DAYS</u> <u>HELD</u>	<u>AMOUNT</u> <u>EARNED (\$)</u>	<u>EFFECTIVE</u> <u>YIELD (%)</u>
<b>06/13/25</b>	<b>PURCHASES (Continued)</b>								
	YCD	SWEDBANK	4.360	11/14/25	4.360	50,000			
	YCD	SWEDBANK	4.360	11/14/25	4.360	50,000			
	YCD	NORDEA ABP	4.370	12/08/25	4.370	50,000			
	YCD	NORDEA ABP	4.370	12/08/25	4.370	50,000			
	YCD	CIC	4.350	04/01/26	4.350	50,000			
	YCD	CIC	4.350	04/01/26	4.350	50,000			
<b>06/15/25</b>	<b>REDEMPTIONS</b>								
	TR	NOTE	2.875	06/15/25	3.484	50,000	1,095	5,167,947.40	3.515
	TR	NOTE	2.875	06/15/25	3.484	50,000	1,095	5,167,947.40	3.515
	TR	NOTE	2.875	06/15/25	3.484	50,000	1,095	5,167,947.40	3.515
	TR	NOTE	2.875	06/15/25	3.485	50,000	1,095	5,169,900.52	3.517
	TR	NOTE	2.875	06/15/25	3.485	50,000	1,095	5,169,900.52	3.517
	TR	NOTE	2.875	06/15/25	3.485	50,000	1,095	5,169,900.52	3.517
<b>06/16/25</b>	<b>NO REDEMPTIONS</b>								
<b>06/16/25</b>	<b>PURCHASES</b>								
	CP	APPLE		07/25/25	4.290	50,000			
	CP	APPLE		07/25/25	4.290	50,000			
	CP	VERSAILLES		10/01/25	4.360	50,000			
	CP	OLD LINE		11/14/25	4.340	50,000			
	CP	OLD LINE		11/14/25	4.340	50,000			
	CP	GTA		12/08/25	4.340	50,000			
	DN	FHLMC		10/01/25	4.160	50,000			
	DN	FHLMC		10/01/25	4.160	50,000			
	DN	FNMA		10/01/25	4.170	50,000			
	DN	FNMA		10/01/25	4.170	50,000			
	DN	FHLB		11/03/25	4.135	50,000			
	DN	FHLB		11/03/25	4.135	50,000			
	DN	FFCB		11/10/25	4.100	50,000			
	DN	FFCB		11/10/25	4.100	50,000			
	DN	FHLMC		11/10/25	4.130	50,000			
	DN	FHLMC		11/10/25	4.130	50,000			
	DN	FHLB		11/14/25	4.140	50,000			
	DN	FHLB		11/14/25	4.140	50,000			
	DN	FFCB		11/21/25	4.100	50,000			
	DN	FFCB		11/21/25	4.100	50,000			
	DN	FHLB		12/01/25	4.120	50,000			
	DN	FHLB		12/01/25	4.120	50,000			
	DN	FHLB		12/29/25	4.085	50,000			
	DN	FHLB		12/29/25	4.085	50,000			
	DN	FHLB		01/02/26	4.065	50,000			
	DN	FHLB		01/02/26	4.065	50,000			
	DN	FHLB		01/02/26	4.065	50,000			





### INVESTMENT TRANSACTIONS

<u>DATE</u>	<u>a/</u> <u>TYPE</u>	<u>DESCRIPTION</u>	<u>CPN (%)</u>	<u>MATURITY</u> <u>DATE</u>	<u>b/</u> <u>TRANS</u> <u>YIELD (%)</u>	<u>d/</u> <u>PAR (\$)</u> <u>(000)</u>	<u>DAYS</u> <u>HELD</u>	<u>AMOUNT</u> <u>EARNED (\$)</u>	<u>EFFECTIVE</u> <u>YIELD (%)</u>
<b>06/16/25</b>	<b>PURCHASES (Continued)</b>								
	YCD	CR AG CIB	4.390	10/24/25	4.390	50,000			
	YCD	CR AG CIB	4.390	10/24/25	4.390	50,000			
	YCD	ANZ	4.250	11/21/25	4.250	50,000			
	YCD	ANZ	4.250	11/21/25	4.250	50,000			
	YCD	TORONTO	4.400	12/08/25	4.400	50,000			
	YCD	TORONTO	4.400	12/08/25	4.400	50,000			
	YCD	MIZUHO	4.460	12/16/25	4.460	50,000			
	YCD	MIZUHO	4.460	12/16/25	4.460	50,000			
<b>06/17/25</b>	<b>NO REDEMPTIONS</b>								
<b>06/17/25</b>	<b>PURCHASES</b>								
	CP	CR AG NY		06/23/25	4.310	50,000			
	CP	JUPITER		09/03/25	4.370	50,000			
	CP	JUPITER		09/03/25	4.370	50,000			
	DEB CL	FNMA	4.250	06/01/28	4.251	50,000			
	DEB CL	FNMA	4.250	06/01/28	4.251	50,000			
	DEB CL	FNMA	4.250	06/01/28	4.251	50,000			
	DEB CL	FHLB	4.550	11/27/29	4.551	50,000			
	DEB CL	FHLB	4.550	11/27/29	4.551	50,000			
	DEB CL	FHLB	4.550	11/27/29	4.551	50,000			
	DN	FHLB		11/21/25	4.155	50,000			
	DN	FHLB		11/21/25	4.155	50,000			
	DN	FHLB		03/02/26	4.010	50,000			
	DN	FHLB		03/02/26	4.010	50,000			
	TR	BILL		08/19/25	4.275	50,000			
	TR	BILL		08/19/25	4.275	50,000			
	TR	BILL		08/19/25	4.275	50,000			
	TR	BILL		08/19/25	4.280	50,000			
	TR	BILL		08/19/25	4.280	50,000			
	TR	BILL		08/19/25	4.280	50,000			
	TR	BILL		10/14/25	4.215	50,000			
	TR	BILL		10/14/25	4.215	50,000			
	TR	BILL		10/14/25	4.215	50,000			
	TR	BILL		10/14/25	4.215	50,000			
	TR	BILL		10/14/25	4.216	50,000			
	TR	BILL		10/14/25	4.216	50,000			
	TR	BILL		10/14/25	4.216	50,000			
	TR	BILL		10/14/25	4.216	50,000			
	TR	BILL		10/14/25	4.218	50,000			
	TR	BILL		10/14/25	4.218	50,000			
	TR	BILL		10/14/25	4.218	50,000			
	TR	BILL		10/14/25	4.218	50,000			
	TR	BILL		10/14/25	4.218	50,000			
	TR	BILL		10/14/25	4.218	50,000			

**INVESTMENT TRANSACTIONS**

<u>DATE</u>	<u>TYPE</u>	<u>a/</u> <u>DESCRIPTION</u>	<u>CPN (%)</u>	<u>MATURITY</u> <u>DATE</u>	<u>b/</u> <u>TRANS</u> <u>YIELD (%)</u>	<u>d/</u> <u>PAR (\$)</u> <u>(000)</u>	<u>DAYS</u> <u>HELD</u>	<u>AMOUNT</u> <u>EARNED (\$)</u>	<u>EFFECTIVE</u> <u>YIELD (%)</u>
<b>06/17/25</b>	<b>PURCHASES (Continued)</b>								
	TR	BILL		10/14/25	4.218	50,000			
	TR	BILL		10/14/25	4.218	50,000			
	TR	BILL		10/14/25	4.220	50,000			
	TR	BILL		10/14/25	4.220	50,000			
	TR	BILL		10/14/25	4.220	50,000			
	TR	BILL		10/14/25	4.220	50,000			
	TR	BILL		10/14/25	4.220	50,000			
	TR	BILL		10/14/25	4.220	50,000			
	TR	BILL		10/14/25	4.220	50,000			
	TR	BILL		10/14/25	4.220	50,000			
	TR	BILL		10/14/25	4.220	50,000			
	TR	BILL		10/14/25	4.220	50,000			
	TR	BILL		10/14/25	4.220	50,000			
	TR	BILL		10/14/25	4.220	50,000			
	TR	BILL		12/11/25	4.145	50,000			
	TR	BILL		12/11/25	4.145	50,000			
	TR	BILL		12/11/25	4.145	50,000			
	TR	BILL		12/11/25	4.150	50,000			
	TR	BILL		12/11/25	4.150	50,000			
	TR	BILL		12/11/25	4.150	50,000			
	TR	BILL		12/11/25	4.150	50,000			
	TR	BILL		12/11/25	4.150	50,000			
	TR	BILL		12/11/25	4.150	50,000			
	TR	NOTE	3.625	05/15/26	4.143	50,000			
	TR	NOTE	3.625	05/15/26	4.143	50,000			
	TR	NOTE	3.625	05/15/26	4.143	50,000			
	TR	NOTE	3.625	05/15/26	4.152	50,000			
	TR	NOTE	3.625	05/15/26	4.152	50,000			
	TR	NOTE	3.625	05/15/26	4.152	50,000			
	TR	NOTE	3.625	05/15/26	4.152	50,000			
	TR	NOTE	3.625	05/15/26	4.152	50,000			
	TR	NOTE	3.625	05/15/26	4.152	50,000			
	TR	NOTE	3.625	05/15/26	4.152	50,000			
	TR	NOTE	3.875	10/15/27	3.923	50,000			
	TR	NOTE	3.875	10/15/27	3.923	50,000			
	TR	NOTE	3.875	10/15/27	3.923	50,000			
	TR	NOTE	3.875	10/15/27	3.923	50,000			
	TR	NOTE	3.875	10/15/27	3.923	50,000			
	TR	NOTE	3.875	10/15/27	3.923	50,000			
	TR	NOTE	3.875	10/15/27	3.923	50,000			
	TR	NOTE	3.875	10/15/27	3.923	50,000			
	TR	NOTE	3.875	10/15/27	3.923	50,000			
	TR	NOTE	3.875	10/15/27	3.923	50,000			
	YCD	RABOBANK	4.380	12/29/25	4.380	50,000			
	YCD	RABOBANK	4.380	12/29/25	4.380	50,000			
	YCD	RB CANADA	4.350	04/01/26	4.350	50,000			
	YCD	RB CANADA	4.350	04/01/26	4.350	50,000			

**06/18/25 NO REDEMPTIONS**

**INVESTMENT TRANSACTIONS**

<u>DATE</u>	<u>TYPE</u>	<u>a/</u> <u>DESCRIPTION</u>	<u>CPN (%)</u>	<u>MATURITY</u> <u>DATE</u>	<u>b/</u> <u>TRANS</u> <u>YIELD (%)</u>	<u>d/</u> <u>PAR (\$)</u> <u>(000)</u>	<u>DAYS</u> <u>HELD</u>	<u>AMOUNT</u> <u>EARNED (\$)</u>	<u>EFFECTIVE</u> <u>YIELD (%)</u>
<b>06/18/25</b>	<b>PURCHASES</b>								
	CP	ATLANTIC		08/19/25	4.390	50,000			
	CP	OLD LINE		12/01/25	4.320	50,000			
	DEB	FHLB	4.235	12/01/25	4.235	50,000			
	DEB	FHLB	4.235	12/01/25	4.235	50,000			
	DEB	IFC	3.991	07/03/28	3.992	50,000			
	DEB	IFC	3.991	07/03/28	3.992	50,000			
	DEB	IADB	4.500	02/15/30	4.071	50,000			
	DEB	IADB	4.500	02/15/30	4.071	50,000			
	DN	FNMA		10/01/25	4.175	50,000			
	DN	FNMA		10/01/25	4.175	50,000			
	DN	FHLMC		11/10/25	4.150	50,000			
	DN	FHLMC		11/10/25	4.150	50,000			
	DN	FHLMC		11/21/25	4.140	50,000			
	DN	FHLMC		11/21/25	4.140	50,000			
	DN	FFCB		12/08/25	4.100	50,000			
	DN	FFCB		12/08/25	4.100	50,000			
	DN	FFCB		12/08/25	4.100	50,000			
	TR	BILL		10/14/25	4.225	50,000			
	TR	BILL		10/14/25	4.225	50,000			
	TR	BILL		10/14/25	4.225	50,000			
	TR	BILL		10/14/25	4.225	50,000			
	TR	BILL		10/14/25	4.225	50,000			
	TR	BILL		10/14/25	4.225	50,000			
	TR	BILL		10/14/25	4.231	50,000			
	TR	BILL		10/14/25	4.231	50,000			
	TR	BILL		10/14/25	4.231	50,000			
	TR	BILL		12/11/25	4.150	50,000			
	TR	BILL		12/11/25	4.150	50,000			
	TR	BILL		12/11/25	4.150	50,000			
	TR	BILL		12/11/25	4.150	50,000			
	TR	BILL		12/11/25	4.150	50,000			
	TR	BILL		12/11/25	4.150	50,000			
	YCD	SVENSKA	4.380	09/26/25	4.380	50,000			
	YCD	SVENSKA	4.380	09/26/25	4.380	50,000			

**06/19/25 NO REDEMPTIONS**

**06/19/25 NO PURCHASES**

**INVESTMENT TRANSACTIONS**

<u>DATE</u>	<u>a/</u> <u>TYPE</u>	<u>DESCRIPTION</u>	<u>CPN (%)</u>	<u>MATURITY</u> <u>DATE</u>	<u>b/</u> <u>TRANS</u> <u>YIELD (%)</u>	<u>d/</u> <u>PAR (\$)</u> <u>(000)</u>	<u>DAYS</u> <u>HELD</u>	<u>AMOUNT</u> <u>EARNED (\$)</u>	<u>EFFECTIVE</u> <u>YIELD (%)</u>
<b>06/20/25</b>	<b>REDEMPTIONS</b>								
	CP	MUFG BK		06/20/25	4.320	50,000	8	48,000.00	4.384
	CP	MUFG BK		06/20/25	4.320	50,000	8	48,000.00	4.384
	CP	MUFG BK		06/20/25	4.320	50,000	8	48,000.00	4.384
	CP	ALPHABET		06/20/25	4.400	50,000	66	403,333.33	4.497
	CP	ALPHABET		06/20/25	4.400	50,000	66	403,333.33	4.497
	CP	CHARIOT		06/20/25	4.360	50,000	102	617,666.67	4.476
	CP	SHEFFIELD		06/20/25	4.350	50,000	141	851,875.00	4.487
	CP	SHEFFIELD		06/20/25	4.350	50,000	141	851,875.00	4.487
	DN	IFC		06/20/25	4.170	50,000	133	770,291.67	4.294
	DN	IFC		06/20/25	4.170	50,000	133	770,291.67	4.294
	DN	FHLB		06/20/25	4.135	50,000	144	827,000.00	4.263
	DN	FHLB		06/20/25	4.135	50,000	144	827,000.00	4.263
	DN	FHLB		06/20/25	4.165	50,000	150	867,708.33	4.297
	DN	FHLB		06/20/25	4.165	50,000	150	867,708.33	4.297
	YCD	SUMI TRUST	4.420	06/20/25	4.420	50,000	126	773,500.00	4.481
	YCD	SUMI TRUST	4.420	06/20/25	4.420	50,000	126	773,500.00	4.481
<b>06/20/25</b>	<b>PURCHASES</b>								
	CP	BNP NY		06/24/25	4.310	50,000			
	CP	BNP NY		06/24/25	4.310	50,000			
	CP	SHEFFIELD		10/01/25	4.380	50,000			
	CP	SHEFFIELD		10/01/25	4.380	50,000			
	DN	FHLMC		11/21/25	4.145	50,000			
	DN	FHLMC		11/21/25	4.145	50,000			
	YCD	SUMI TRUST	4.420	10/27/25	4.420	50,000			
	YCD	SUMI TRUST	4.420	10/27/25	4.420	50,000			
<b>06/23/25</b>	<b>REDEMPTIONS</b>								
	CB CL	BOFA	5.000	06/23/25	5.000	25,000	1,097	3,750,000.00	5.005
	CP	CR AG NY		06/23/25	4.310	50,000	6	35,916.67	4.373
	CP	BNP NY		06/23/25	4.310	50,000	12	71,833.33	4.376
	CP	GOTHAM		06/23/25	4.300	50,000	77	459,861.11	4.400
	CP	GOTHAM		06/23/25	4.300	50,000	77	459,861.11	4.400
	CP	DISNEY		06/23/25	4.290	50,000	88	524,333.33	4.396
	CP	MIZUHO NY		06/23/25	4.380	50,000	125	760,416.67	4.509
	CP	MIZUHO NY		06/23/25	4.380	50,000	125	760,416.67	4.509
	CP	JOHNSON		06/23/25	4.220	50,000	137	802,972.22	4.348
	CP	JOHNSON		06/23/25	4.220	50,000	137	802,972.22	4.348
	CP	ATLANTIC		06/23/25	4.350	50,000	144	870,000.00	4.489
	DN	FHLB		06/23/25	4.140	50,000	175	1,006,250.00	4.284
	DN	FHLB		06/23/25	4.140	50,000	175	1,006,250.00	4.284
	DN	FHLB		06/23/25	4.160	50,000	179	1,034,222.22	4.307
	DN	FHLB		06/23/25	4.160	50,000	179	1,034,222.22	4.307
	DN	FFCB		06/23/25	4.090	50,000	185	1,050,902.78	4.236
	DN	FFCB		06/23/25	4.090	50,000	185	1,050,902.78	4.236

**INVESTMENT TRANSACTIONS**

<u>DATE</u>	<u>a/</u> <u>TYPE</u>	<u>DESCRIPTION</u>	<u>CPN (%)</u>	<u>MATURITY</u> <u>DATE</u>	<u>b/</u> <u>TRANS</u> <u>YIELD (%)</u>	<u>d/</u> <u>PAR (\$)</u> <u>(000)</u>	<u>DAYS</u> <u>HELD</u>	<u>AMOUNT</u> <u>EARNED (\$)</u>	<u>EFFECTIVE</u> <u>YIELD (%)</u>
<b>06/23/25</b>	<b>REDEMPTIONS (Continued)</b>								
	DN	FHLB		06/23/25	4.155	50,000	188	1,084,916.67	4.306
	DN	FHLB		06/23/25	4.155	50,000	188	1,084,916.67	4.306
	YCD	KBC	4.420	06/23/25	4.420	50,000	62	380,611.11	4.481
	YCD	KBC	4.420	06/23/25	4.420	50,000	62	380,611.11	4.481
	YCD	ANZ	4.280	06/23/25	4.280	50,000	187	1,111,611.11	4.339
	YCD	ANZ	4.280	06/23/25	4.280	50,000	187	1,111,611.11	4.339
	YCD	CIBC	4.480	06/23/25	4.480	50,000	192	1,194,666.67	4.542
	YCD	CIBC	4.480	06/23/25	4.480	50,000	192	1,194,666.67	4.542
<b>06/23/25</b>	<b>PURCHASES</b>								
	CP	TOYOTA		12/08/25	4.340	50,000			
	CP	TOYOTA		12/08/25	4.340	50,000			
	CP	NATIXIS NY		01/28/26	4.270	50,000			
	CP	NATIXIS NY		01/28/26	4.270	50,000			
	DN	IBRD		11/14/25	4.160	50,000			
	DN	IBRD		11/14/25	4.160	50,000			
	DN	IBRD		12/29/25	4.100	50,000			
	DN	IBRD		12/29/25	4.100	50,000			
	DN	IBRD		02/27/26	4.000	50,000			
	DN	IBRD		02/27/26	4.000	50,000			
	DN	IBRD		02/27/26	4.000	50,000			
	DN	IBRD		02/27/26	4.000	50,000			
	TR	BILL		12/11/25	4.090	50,000			
	TR	BILL		12/11/25	4.090	50,000			
	TR	BILL		12/11/25	4.090	50,000			
	TR	BILL		12/11/25	4.095	50,000			
	TR	BILL		12/11/25	4.095	50,000			
	TR	BILL		12/11/25	4.095	50,000			
	YCD	ANZ	4.180	12/29/25	4.180	50,000			
	YCD	ANZ	4.180	12/29/25	4.180	50,000			
<b>06/24/25</b>	<b>REDEMPTIONS</b>								
	CP	BNP NY		06/24/25	4.310	50,000	4	23,944.44	4.372
	CP	BNP NY		06/24/25	4.310	50,000	4	23,944.44	4.372
	CP	RABO NY		06/24/25	4.320	50,000	14	84,000.00	4.387
	CP	RABO NY		06/24/25	4.320	50,000	14	84,000.00	4.387
	CP	RABO NY		06/24/25	4.320	50,000	14	84,000.00	4.387
	CP	PEPSICO		06/24/25	4.270	50,000	15	88,958.33	4.337
	CP	BNP NY		06/24/25	4.300	50,000	22	131,388.89	4.371
	CP	BNP NY		06/24/25	4.300	50,000	22	131,388.89	4.371
	CP	CR AG NY		06/24/25	4.300	50,000	34	203,055.56	4.377
	CP	CR AG NY		06/24/25	4.300	50,000	34	203,055.56	4.377
	CP	CR AG NY		06/24/25	4.300	50,000	34	203,055.56	4.377
	CP	MUFG BK		06/24/25	4.330	50,000	35	210,486.11	4.409
	CP	MUFG BK		06/24/25	4.330	50,000	35	210,486.11	4.409

**INVESTMENT TRANSACTIONS**

<u>DATE</u>	<u>TYPE</u>	<u>a/</u> <u>DESCRIPTION</u>	<u>CPN (%)</u>	<u>MATURITY</u> <u>DATE</u>	<u>b/</u> <u>TRANS</u> <u>YIELD (%)</u>	<u>d/</u> <u>PAR (\$)</u> <u>(000)</u>	<u>DAYS</u> <u>HELD</u>	<u>AMOUNT</u> <u>EARNED (\$)</u>	<u>EFFECTIVE</u> <u>YIELD (%)</u>
06/24/25	REDEMPTIONS (Continued)								
	DN	FNMA		06/24/25	4.195	50,000	13	75,743.06	4.260
	DN	FNMA		06/24/25	4.195	50,000	13	75,743.06	4.260
	DN	FNMA		06/24/25	4.195	50,000	14	81,569.44	4.260
	DN	FNMA		06/24/25	4.195	50,000	14	81,569.44	4.260
	DN	FHLB		06/24/25	4.205	50,000	26	151,847.22	4.276
	DN	FHLB		06/24/25	4.205	50,000	26	151,847.22	4.276
	DN	FNMA		06/24/25	4.210	50,000	27	157,875.00	4.282
	DN	FNMA		06/24/25	4.210	50,000	27	157,875.00	4.282
	DN	FHLMC		06/24/25	4.210	50,000	27	157,875.00	4.282
	DN	FHLMC		06/24/25	4.210	50,000	27	157,875.00	4.282
	DN	FNMA		06/24/25	4.210	50,000	27	157,875.00	4.282
	DN	FNMA		06/24/25	4.210	50,000	27	157,875.00	4.282
	DN	IBRD		06/24/25	4.230	50,000	27	158,625.00	4.302
	DN	IBRD		06/24/25	4.230	50,000	27	158,625.00	4.302
	DN	IBRD		06/24/25	4.230	50,000	27	158,625.00	4.302
	DN	IBRD		06/24/25	4.230	50,000	27	158,625.00	4.302
	DN	IBRD		06/24/25	4.230	50,000	27	158,625.00	4.302
	DN	IBRD		06/24/25	4.230	50,000	27	158,625.00	4.302
	DN	IBRD		06/24/25	4.230	50,000	27	158,625.00	4.302
	DN	FHLMC		06/24/25	4.210	50,000	28	163,722.22	4.282
	DN	FHLMC		06/24/25	4.210	50,000	28	163,722.22	4.282
	DN	FHLMC		06/24/25	4.210	50,000	28	163,722.22	4.282
	DN	FHLMC		06/24/25	4.210	50,000	28	163,722.22	4.282
	DN	FHLMC		06/24/25	4.210	50,000	28	163,722.22	4.282
	DN	FHLMC		06/24/25	4.210	50,000	28	163,722.22	4.282
	DN	FHLMC		06/24/25	4.200	50,000	32	186,666.67	4.274
	DN	FHLMC		06/24/25	4.200	50,000	32	186,666.67	4.274
	DN	FHLMC		06/24/25	4.200	50,000	32	186,666.67	4.274
	DN	FHLMC		06/24/25	4.200	50,000	32	186,666.67	4.274
	DN	FFCB		06/24/25	4.210	50,000	32	187,111.11	4.285
	DN	FFCB		06/24/25	4.210	50,000	32	187,111.11	4.285
	DN	FFCB		06/24/25	4.210	50,000	32	187,111.11	4.285
	DN	FHLMC		06/24/25	4.210	50,000	33	192,958.33	4.285
	DN	FNMA		06/24/25	4.200	50,000	34	198,333.33	4.275
	DN	FNMA		06/24/25	4.200	50,000	34	198,333.33	4.275
	DN	FNMA		06/24/25	4.200	50,000	34	198,333.33	4.275
	TR	BILL		06/24/25	4.220	50,000	25	146,527.78	4.291
	TR	BILL		06/24/25	4.220	50,000	25	146,527.78	4.291
	TR	BILL		06/24/25	4.220	50,000	25	146,527.78	4.291
	TR	BILL		06/24/25	4.220	50,000	25	146,527.78	4.291
	TR	BILL		06/24/25	4.210	50,000	27	157,875.00	4.282
	TR	BILL		06/24/25	4.210	50,000	27	157,875.00	4.282
	TR	BILL		06/24/25	4.210	50,000	27	157,875.00	4.282
	TR	BILL		06/24/25	4.210	50,000	27	157,875.00	4.282
	TR	BILL		06/24/25	4.210	50,000	27	157,875.00	4.282
	TR	BILL		06/24/25	4.210	50,000	27	157,875.00	4.282

**INVESTMENT TRANSACTIONS**

<u>DATE</u>	<u>TYPE</u>	<u>a/</u> <u>DESCRIPTION</u>	<u>CPN (%)</u>	<u>MATURITY</u> <u>DATE</u>	<u>b/</u> <u>TRANS</u> <u>YIELD (%)</u>	<u>d/</u> <u>PAR (\$)</u> <u>(000)</u>	<u>DAYS</u> <u>HELD</u>	<u>AMOUNT</u> <u>EARNED (\$)</u>	<u>EFFECTIVE</u> <u>YIELD (%)</u>
<b>06/24/25</b>	<b>REDEMPTIONS (Continued)</b>								
	TR	BILL		06/24/25	4.210	50,000	32	187,111.11	4.285
	TR	BILL		06/24/25	4.210	50,000	32	187,111.11	4.285
	TR	BILL		06/24/25	4.210	50,000	32	187,111.11	4.285
	TR	BILL		06/24/25	4.210	50,000	32	187,111.11	4.285
	TR	BILL		06/24/25	4.210	50,000	34	198,805.56	4.286
	TR	BILL		06/24/25	4.210	50,000	34	198,805.56	4.286
	TR	BILL		06/24/25	4.210	50,000	34	198,805.56	4.286
	TR	BILL		06/24/25	4.210	50,000	34	198,805.56	4.286
	TR	BILL		06/24/25	4.210	50,000	34	198,805.56	4.286
	TR	BILL		06/24/25	4.203	50,000	35	204,288.19	4.278
	TR	BILL		06/24/25	4.203	50,000	35	204,288.19	4.278
	TR	BILL		06/24/25	4.203	50,000	35	204,288.19	4.278
	YCD	CR AG CIB	4.300	06/24/25	4.300	50,000	32	191,111.11	4.360
	YCD	CR AG CIB	4.300	06/24/25	4.300	50,000	32	191,111.11	4.360
	YCD	MUFG BK	4.320	06/24/25	4.320	50,000	32	192,000.00	4.380
	YCD	MUFG BK	4.320	06/24/25	4.320	50,000	32	192,000.00	4.380
	YCD	MUFG BK	4.320	06/24/25	4.320	50,000	32	192,000.00	4.380
	YCD	TORONTO	4.360	06/24/25	4.360	50,000	34	205,888.89	4.421
	YCD	TORONTO	4.360	06/24/25	4.360	50,000	34	205,888.89	4.421
	YCD	DNB	4.310	06/24/25	4.310	50,000	35	209,513.89	4.370
	YCD	DNB	4.310	06/24/25	4.310	50,000	35	209,513.89	4.370
	YCD	NORINCHUK	4.400	06/24/25	4.400	50,000	35	213,888.89	4.461
	YCD	NORINCHUK	4.400	06/24/25	4.400	50,000	35	213,888.89	4.461
<b>06/24/25</b>	<b>PURCHASES</b>								
	DN	IFC		11/10/25	4.160	50,000			
	DN	IFC		11/10/25	4.160	50,000			
	DN	IBRD		12/11/25	4.120	50,000			
	DN	IBRD		12/11/25	4.120	50,000			
	DN	IBRD		12/16/25	4.110	50,000			
	DN	IBRD		12/16/25	4.110	50,000			
	YCD	KBC	4.390	08/27/25	4.390	50,000			
	YCD	KBC	4.390	08/27/25	4.390	50,000			
<b>06/25/25</b>	<b>NO REDEMPTIONS</b>								

**INVESTMENT TRANSACTIONS**

<u>DATE</u>	<u>TYPE</u>	<u>a/</u> <u>DESCRIPTION</u>	<u>CPN (%)</u>	<u>MATURITY</u> <u>DATE</u>	<u>b/</u> <u>TRANS</u> <u>YIELD (%)</u>	<u>d/</u> <u>PAR (\$)</u> <u>(000)</u>	<u>DAYS</u> <u>HELD</u>	<u>AMOUNT</u> <u>EARNED (\$)</u>	<u>EFFECTIVE</u> <u>YIELD (%)</u>
<b>06/25/25</b>	<b>PURCHASES</b>								
	CP	BOFA		02/27/26	4.230	50,000			
	CP	BOFA		02/27/26	4.230	50,000			
	DN	IFC		12/01/25	4.140	50,000			
	DN	IFC		12/01/25	4.140	50,000			
	DN	IFC		12/01/25	4.140	50,000			
	DN	FHLB		01/02/26	4.040	50,000			
	DN	FHLB		01/02/26	4.040	50,000			
	TR	BILL		10/14/25	4.200	50,000			
	TR	BILL		10/14/25	4.200	50,000			
	TR	BILL		10/14/25	4.200	50,000			
	TR	BILL		10/14/25	4.200	50,000			
	TR	BILL		10/14/25	4.202	50,000			
	TR	BILL		10/14/25	4.202	50,000			
	TR	BILL		10/14/25	4.202	50,000			
	TR	BILL		10/14/25	4.202	50,000			
	TR	BILL		10/14/25	4.202	50,000			
	TR	BILL		12/11/25	4.110	50,000			
	TR	BILL		12/11/25	4.110	50,000			
	TR	BILL		12/11/25	4.110	50,000			
	YCD	DNB	4.370	10/01/25	4.370	50,000			
	YCD	DNB	4.370	10/01/25	4.370	50,000			
	YCD	CR AG CIB	4.360	11/14/25	4.360	50,000			
	YCD	CR AG CIB	4.360	11/14/25	4.360	50,000			
	YCD	UBS	4.340	02/27/26	4.340	50,000			
	YCD	UBS	4.340	02/27/26	4.340	50,000			
<b>06/26/25</b>	<b>NO REDEMPTIONS</b>								
<b>06/26/25</b>	<b>PURCHASES</b>								
	CP	ING FDL		03/02/26	4.140	50,000			
	CP	ING FDL		03/02/26	4.140	50,000			
	DEB	FHLB	4.100	02/27/26	4.107	50,000			
	DEB	FHLB	4.100	02/27/26	4.107	50,000			
	DN	FHLB		08/29/25	4.195	50,000			
	DN	FHLMC		09/29/25	4.165	50,000			
	DN	FHLMC		09/29/25	4.165	50,000			
	DN	FHLMC		10/06/25	4.180	50,000			
	DN	FHLMC		10/06/25	4.180	50,000			
	DN	FHLB		11/03/25	4.125	50,000			
	DN	FHLB		11/03/25	4.125	50,000			
	DN	FHLMC		11/21/25	4.105	50,000			
	DN	FHLMC		11/21/25	4.105	50,000			
	DN	FHLMC		12/01/25	4.095	50,000			
	DN	FHLMC		12/01/25	4.095	50,000			
	DN	FFCB		12/29/25	4.010	50,000			
	DN	FFCB		12/29/25	4.010	50,000			

**INVESTMENT TRANSACTIONS**

<u>DATE</u>	<u>TYPE</u>	<u>a/</u> <u>DESCRIPTION</u>	<u>CPN (%)</u>	<u>MATURITY</u> <u>DATE</u>	<u>b/</u> <u>TRANS</u> <u>YIELD (%)</u>	<u>d/</u> <u>PAR (\$)</u> <u>(000)</u>	<u>DAYS</u> <u>HELD</u>	<u>AMOUNT</u> <u>EARNED (\$)</u>	<u>EFFECTIVE</u> <u>YIELD (%)</u>
<b>06/26/25</b>	<b>PURCHASES (Continued)</b>								
	TR	BILL		09/23/25	4.175	50,000			
	TR	BILL		09/23/25	4.175	50,000			
	TR	BILL		09/23/25	4.175	50,000			
	TR	BILL		09/23/25	4.175	50,000			
	TR	BILL		09/23/25	4.175	50,000			
	TR	BILL		09/23/25	4.175	50,000			
	TR	BILL		10/02/25	4.163	50,000			
	TR	BILL		10/02/25	4.163	50,000			
	TR	BILL		10/02/25	4.163	50,000			
	TR	BILL		10/02/25	4.163	50,000			
	TR	BILL		10/02/25	4.163	50,000			
	TR	BILL		10/02/25	4.163	50,000			
	TR	BILL		10/02/25	4.170	50,000			
	TR	BILL		10/02/25	4.170	50,000			
	TR	BILL		10/02/25	4.170	50,000			
	TR	BILL		01/22/26	3.990	50,000			
	TR	BILL		01/22/26	3.990	50,000			
	TR	BILL		01/22/26	3.990	50,000			
	TR	BILL		01/22/26	3.995	50,000			
	TR	BILL		01/22/26	3.995	50,000			
	TR	BILL		01/22/26	3.995	50,000			
	TR	NOTE	4.000	02/15/26	4.144	50,000			
	TR	NOTE	4.000	02/15/26	4.144	50,000			
	TR	NOTE	4.000	02/15/26	4.144	50,000			
	TR	NOTE	4.000	02/15/26	4.150	50,000			
	TR	NOTE	4.000	02/15/26	4.150	50,000			
	TR	NOTE	4.000	02/15/26	4.150	50,000			
	YCD	BNP	4.350	12/29/25	4.350	50,000			
	YCD	BNP	4.350	12/29/25	4.350	50,000			
<b>06/27/25</b>	<b>REDEMPTIONS</b>								
	CP	MUFG BK		06/27/25	4.380	50,000	72	438,000.00	4.480
	CP	MUFG BK		06/27/25	4.380	50,000	72	438,000.00	4.480
	CP	COCA COLA		06/27/25	4.350	50,000	77	465,208.33	4.452
	CP	COCA COLA		06/27/25	4.350	50,000	77	465,208.33	4.452
	CP	BOFA		06/27/25	4.400	50,000	199	1,216,111.11	4.572
	CP	BOFA		06/27/25	4.400	50,000	199	1,216,111.11	4.572
	DN	FHLB		06/27/25	4.175	50,000	121	701,631.94	4.293
	DN	FHLB		06/27/25	4.175	50,000	121	701,631.94	4.293
	DN	FHLB		06/27/25	4.130	50,000	169	969,402.78	4.270
	DN	FHLB		06/27/25	4.130	50,000	169	969,402.78	4.270
	DN	FHLB		06/27/25	4.120	50,000	175	1,001,388.89	4.263
	DN	FHLB		06/27/25	4.120	50,000	175	1,001,388.89	4.263
	DN	FHLB		06/27/25	4.150	50,000	182	1,049,027.78	4.298
	DN	FHLB		06/27/25	4.150	50,000	182	1,049,027.78	4.298

**INVESTMENT TRANSACTIONS**

<u>DATE</u>	<u>a/</u> <u>TYPE</u>	<u>DESCRIPTION</u>	<u>CPN (%)</u>	<u>MATURITY</u> <u>DATE</u>	<u>b/</u> <u>TRANS</u> <u>YIELD (%)</u>	<u>d/</u> <u>PAR (\$)</u> <u>(000)</u>	<u>DAYS</u> <u>HELD</u>	<u>AMOUNT</u> <u>EARNED (\$)</u>	<u>EFFECTIVE</u> <u>YIELD (%)</u>
<b>06/27/25</b>	<b>REDEMPTIONS (Continued)</b>								
	DN	FHLB		06/27/25	4.150	50,000	182	1,049,027.78	4.298
	DN	FHLB		06/27/25	4.150	50,000	182	1,049,027.78	4.298
	DN	FHLB		06/27/25	4.135	50,000	189	1,085,437.50	4.285
	DN	FHLB		06/27/25	4.135	50,000	189	1,085,437.50	4.285
	DN	IBRD		06/27/25	4.200	50,000	191	1,114,166.67	4.355
	DN	IBRD		06/27/25	4.200	50,000	191	1,114,166.67	4.355
	DN	FFCB		06/27/25	4.060	50,000	193	1,088,305.56	4.208
	DN	FFCB		06/27/25	4.060	50,000	193	1,088,305.56	4.208
	DN	FFCB		06/27/25	4.060	50,000	193	1,088,305.56	4.208
	YCD	DNB	4.380	06/27/25	4.380	50,000	66	401,500.00	4.441
	YCD	DNB	4.380	06/27/25	4.380	50,000	66	401,500.00	4.441
	YCD	SWEDBANK	4.350	06/27/25	4.350	50,000	122	737,083.33	4.410
	YCD	SWEDBANK	4.350	06/27/25	4.350	50,000	122	737,083.33	4.410
	YCD	CIC	4.460	06/27/25	4.460	50,000	189	1,170,750.00	4.522
	YCD	CIC	4.460	06/27/25	4.460	50,000	189	1,170,750.00	4.522
	YCD	RABOBANK	4.450	06/27/25	4.450	50,000	191	1,180,486.11	4.512
	YCD	RABOBANK	4.450	06/27/25	4.450	50,000	191	1,180,486.11	4.512
	YCD	CB AUS	4.380	06/27/25	4.380	50,000	193	1,174,083.33	4.441
	YCD	CB AUS	4.380	06/27/25	4.380	50,000	193	1,174,083.33	4.441
	YCD	SVENSKA	4.480	06/27/25	4.480	50,000	193	1,200,888.89	4.542
	YCD	SVENSKA	4.480	06/27/25	4.480	50,000	193	1,200,888.89	4.542
	YCD	SOC GEN	4.540	06/27/25	4.540	50,000	193	1,216,972.22	4.603
	YCD	SOC GEN	4.540	06/27/25	4.540	50,000	193	1,216,972.22	4.603
<b>06/27/25</b>	<b>PURCHASES</b>								
	CP	TOYOTA		02/27/26	4.220	50,000			
	DN	FHLB		11/10/25	4.120	50,000			
	DN	FHLB		11/10/25	4.120	50,000			
	DN	FNMA		11/14/25	4.080	50,000			
	DN	FNMA		11/14/25	4.080	50,000			
	DN	FNMA		11/14/25	4.080	50,000			
	DN	FNMA		11/14/25	4.080	50,000			
	DN	FHLB		12/05/25	4.075	50,000			
	DN	FHLB		12/05/25	4.075	50,000			
	SBA	POOL # 530843	4.750	08/25/50	4.750	20,604			
	TR	BILL		11/20/25	4.115	50,000			
	TR	BILL		11/20/25	4.115	50,000			
	TR	BILL		11/20/25	4.125	50,000			
	TR	BILL		11/20/25	4.125	50,000			
	TR	BILL		12/11/25	4.095	50,000			
	TR	BILL		12/11/25	4.095	50,000			
	TR	BILL		12/11/25	4.095	50,000			
	TR	BILL		12/11/25	4.098	50,000			
	TR	BILL		12/11/25	4.098	50,000			
	TR	BILL		12/11/25	4.098	50,000			

**INVESTMENT TRANSACTIONS**

<u>DATE</u>	<u>a/</u> <u>TYPE</u>	<u>DESCRIPTION</u>	<u>CPN (%)</u>	<u>MATURITY</u> <u>DATE</u>	<u>b/</u> <u>TRANS</u> <u>YIELD (%)</u>	<u>d/</u> <u>PAR (\$)</u> <u>(000)</u>	<u>DAYS</u> <u>HELD</u>	<u>AMOUNT</u> <u>EARNED (\$)</u>	<u>EFFECTIVE</u> <u>YIELD (%)</u>
<b>06/27/25</b>	<b>PURCHASES (Continued)</b>								
	TR	BILL		12/11/25	4.100	50,000			
	TR	BILL		12/11/25	4.100	50,000			
	TR	BILL		12/11/25	4.100	50,000			
	YCD	NORINCHUK	4.420	09/03/25	4.420	50,000			
	YCD	NORINCHUK	4.420	09/03/25	4.420	50,000			
<b>06/30/25</b>	<b>REDEMPTIONS</b>								
	CP	APPLE		06/30/25	4.250	50,000	82	484,027.78	4.351
	CP	APPLE		06/30/25	4.250	50,000	82	484,027.78	4.351
	CP	DISNEY		06/30/25	4.370	50,000	102	619,083.33	4.486
	CP	GOTHAM		06/30/25	4.320	50,000	104	624,000.00	4.435
	CP	GOTHAM		06/30/25	4.320	50,000	104	624,000.00	4.435
	CP	COCA COLA		06/30/25	4.220	50,000	109	638,861.11	4.334
	CP	COCA COLA		06/30/25	4.220	50,000	109	638,861.11	4.334
	CP	NATIXIS NY		06/30/25	4.360	50,000	179	1,083,944.44	4.519
	CP	NATIXIS NY		06/30/25	4.360	50,000	179	1,083,944.44	4.519
	CP	DISNEY		06/30/25	4.430	50,000	185	1,138,263.89	4.596
	CP	METLIFE STF		06/30/25	4.280	50,000	186	1,105,666.67	4.438
	CP	METLIFE STF		06/30/25	4.280	50,000	186	1,105,666.67	4.438
	CP	RBC NY		06/30/25	4.320	50,000	203	1,218,000.00	4.489
	CP	RBC NY		06/30/25	4.320	50,000	203	1,218,000.00	4.489
	DN	IBRD		06/30/25	4.210	50,000	81	473,625.00	4.309
	DN	IBRD		06/30/25	4.210	50,000	81	473,625.00	4.309
	DN	FFCB		06/30/25	4.100	50,000	82	466,944.44	4.196
	DN	FFCB		06/30/25	4.100	50,000	82	466,944.44	4.196
	DN	FFCB		06/30/25	4.100	50,000	82	466,944.44	4.196
	DN	FFCB		06/30/25	4.100	50,000	82	466,944.44	4.196
	DN	FHLMC		06/30/25	4.135	50,000	97	557,076.39	4.240
	DN	FHLMC		06/30/25	4.135	50,000	97	557,076.39	4.240
	DN	FHLMC		06/30/25	4.155	50,000	103	594,395.83	4.263
	DN	FHLMC		06/30/25	4.155	50,000	103	594,395.83	4.263
	DN	IBRD		06/30/25	4.190	50,000	104	605,222.22	4.300
	DN	IBRD		06/30/25	4.190	50,000	104	605,222.22	4.300
	DN	FNMA		06/30/25	4.130	50,000	105	602,291.67	4.238
	DN	FNMA		06/30/25	4.130	50,000	105	602,291.67	4.238
	DN	FHLMC		06/30/25	4.135	50,000	105	603,020.83	4.244
	DN	FHLMC		06/30/25	4.135	50,000	105	603,020.83	4.244
	DN	FNMA		06/30/25	4.145	50,000	105	604,479.17	4.254
	DN	FNMA		06/30/25	4.145	50,000	105	604,479.17	4.254
	DN	FHLMC		06/30/25	4.120	50,000	115	658,055.56	4.233
	DN	FHLMC		06/30/25	4.120	50,000	115	658,055.56	4.233
	DN	FHLMC		06/30/25	4.120	50,000	115	658,055.56	4.233
	DN	FHLMC		06/30/25	4.120	50,000	115	658,055.56	4.233
	DN	FHLMC		06/30/25	4.180	50,000	136	789,555.56	4.306
	DN	FHLMC		06/30/25	4.180	50,000	136	789,555.56	4.306

**INVESTMENT TRANSACTIONS**

<u>DATE</u>	<u>TYPE</u>	<u>a/</u> <u>DESCRIPTION</u>	<u>CPN (%)</u>	<u>MATURITY</u> <u>DATE</u>	<u>b/</u> <u>TRANS</u> <u>YIELD (%)</u>	<u>d/</u> <u>PAR (\$)</u> <u>(000)</u>	<u>DAYS</u> <u>HELD</u>	<u>AMOUNT</u> <u>EARNED (\$)</u>	<u>EFFECTIVE</u> <u>YIELD (%)</u>
06/30/25	REDEMPTIONS (Continued)								
DN	IBRD			06/30/25	4.170	50,000	146	845,583.33	4.301
DN	IBRD			06/30/25	4.170	50,000	146	845,583.33	4.301
DN	IBRD			06/30/25	4.170	50,000	146	845,583.33	4.301
DN	FHLB			06/30/25	4.160	50,000	151	872,444.44	4.293
DN	FHLB			06/30/25	4.160	50,000	151	872,444.44	4.293
DN	FHLB			06/30/25	4.130	50,000	182	1,043,972.22	4.277
DN	FHLB			06/30/25	4.130	50,000	182	1,043,972.22	4.277
DN	FHLB			06/30/25	4.140	50,000	186	1,069,500.00	4.289
DN	FHLB			06/30/25	4.140	50,000	186	1,069,500.00	4.289
DN	FHLB			06/30/25	4.140	50,000	188	1,081,000.00	4.290
DN	FHLB			06/30/25	4.140	50,000	188	1,081,000.00	4.290
DN	FHLB			06/30/25	4.140	50,000	189	1,086,750.00	4.291
DN	FHLB			06/30/25	4.140	50,000	189	1,086,750.00	4.291
DN	FHLB			06/30/25	4.130	50,000	192	1,101,333.33	4.282
DN	FHLB			06/30/25	4.130	50,000	192	1,101,333.33	4.282
DN	FFCB			06/30/25	4.060	50,000	194	1,093,944.44	4.208
DN	FFCB			06/30/25	4.060	50,000	194	1,093,944.44	4.208
DN	FHLB			06/30/25	4.120	50,000	196	1,121,555.56	4.273
DN	FHLB			06/30/25	4.120	50,000	196	1,121,555.56	4.273
DN	FHLB			06/30/25	4.145	50,000	196	1,128,361.11	4.300
DN	FHLB			06/30/25	4.145	50,000	196	1,128,361.11	4.300
DN	IBRD			06/30/25	4.160	50,000	196	1,132,444.44	4.316
DN	IBRD			06/30/25	4.160	50,000	196	1,132,444.44	4.316
DN	FHLB			06/30/25	4.105	50,000	201	1,145,979.17	4.260
DN	FHLB			06/30/25	4.105	50,000	201	1,145,979.17	4.260
DN	FFCB			06/30/25	4.080	50,000	202	1,144,666.67	4.234
DN	FFCB			06/30/25	4.080	50,000	202	1,144,666.67	4.234
DN	FHLB			06/30/25	4.125	50,000	203	1,163,020.83	4.282
DN	FHLB			06/30/25	4.125	50,000	203	1,163,020.83	4.282
TR	NOTE		0.250	06/30/25	4.160	50,000	115	652,991.19	4.197
TR	NOTE		0.250	06/30/25	4.160	50,000	115	652,991.19	4.197
TR	NOTE		0.250	06/30/25	4.160	50,000	115	652,991.19	4.197
TR	NOTE		0.250	06/30/25	4.160	50,000	115	652,991.19	4.197
TR	NOTE		0.250	06/30/25	4.160	50,000	115	652,991.19	4.197
TR	NOTE		2.750	06/30/25	4.174	50,000	115	663,371.89	4.230
TR	NOTE		2.750	06/30/25	4.174	50,000	115	663,371.89	4.230
TR	NOTE		2.750	06/30/25	4.174	50,000	115	663,371.89	4.230
TR	NOTE		2.750	06/30/25	4.174	50,000	115	663,371.89	4.230
TR	NOTE		2.750	06/30/25	4.174	50,000	115	663,371.89	4.230
TR	NOTE		2.750	06/30/25	4.174	50,000	115	663,371.89	4.230
TR	NOTE		2.750	06/30/25	4.187	50,000	115	665,325.01	4.243
TR	NOTE		2.750	06/30/25	4.187	50,000	115	665,325.01	4.243
TR	NOTE		2.750	06/30/25	4.187	50,000	115	665,325.01	4.243

**INVESTMENT TRANSACTIONS**

<u>DATE</u>	<u>TYPE</u>	<u>a/</u> <u>DESCRIPTION</u>	<u>CPN (%)</u>	<u>MATURITY</u> <u>DATE</u>	<u>b/</u> <u>TRANS</u> <u>YIELD (%)</u>	<u>d/</u> <u>PAR (\$)</u> <u>(000)</u>	<u>DAYS</u> <u>HELD</u>	<u>AMOUNT</u> <u>EARNED (\$)</u>	<u>EFFECTIVE</u> <u>YIELD (%)</u>
06/30/25	REDEMPTIONS (Continued)								
	TR	NOTE	2.750	06/30/25	4.178	50,000	181	1,037,109.37	4.224
	TR	NOTE	2.750	06/30/25	4.178	50,000	181	1,037,109.37	4.224
	TR	NOTE	2.750	06/30/25	4.178	50,000	181	1,037,109.37	4.224
	TR	NOTE	2.750	06/30/25	4.178	50,000	181	1,037,109.37	4.224
	TR	NOTE	2.750	06/30/25	4.178	50,000	181	1,037,109.37	4.224
	TR	NOTE	2.750	06/30/25	4.178	50,000	181	1,037,109.37	4.224
	TR	NOTE	2.750	06/30/25	4.178	50,000	181	1,037,109.37	4.224
	TR	NOTE	2.750	06/30/25	4.178	50,000	181	1,037,109.37	4.224
	TR	NOTE	2.750	06/30/25	4.178	50,000	185	1,059,867.52	4.224
	TR	NOTE	2.750	06/30/25	4.178	50,000	185	1,059,867.52	4.224
	TR	NOTE	2.750	06/30/25	4.178	50,000	185	1,059,867.52	4.224
	TR	NOTE	4.625	06/30/25	4.177	50,000	188	1,086,956.52	4.211
	TR	NOTE	4.625	06/30/25	4.177	50,000	188	1,086,956.52	4.211
	TR	NOTE	4.625	06/30/25	4.177	50,000	188	1,086,956.52	4.211
	TR	NOTE	4.625	06/30/25	4.185	50,000	188	1,088,909.64	4.219
	TR	NOTE	4.625	06/30/25	4.185	50,000	188	1,088,909.64	4.219
	TR	NOTE	4.625	06/30/25	4.185	50,000	188	1,088,909.64	4.219
	TR	NOTE	4.625	06/30/25	4.234	50,000	194	1,136,379.08	4.267
	TR	NOTE	4.625	06/30/25	4.234	50,000	194	1,136,379.08	4.267
	TR	NOTE	4.625	06/30/25	4.234	50,000	194	1,136,379.08	4.267
	TR	NOTE	4.625	06/30/25	4.242	50,000	194	1,138,332.20	4.275
	TR	NOTE	4.625	06/30/25	4.242	50,000	194	1,138,332.20	4.275
	TR	NOTE	4.625	06/30/25	4.242	50,000	194	1,138,332.20	4.275
	TR	NOTE	4.625	06/30/25	4.223	50,000	196	1,145,040.76	4.267
	TR	NOTE	4.625	06/30/25	4.223	50,000	196	1,145,040.76	4.267
	TR	NOTE	4.625	06/30/25	4.223	50,000	196	1,145,040.76	4.267
	TR	NOTE	4.625	06/30/25	4.223	50,000	196	1,145,040.76	4.267
	TR	NOTE	4.625	06/30/25	4.223	50,000	196	1,145,040.76	4.267
	TR	NOTE	4.625	06/30/25	4.223	50,000	196	1,145,040.76	4.267
	TR	NOTE	4.625	06/30/25	4.238	50,000	196	1,148,947.01	4.282
	TR	NOTE	4.625	06/30/25	4.238	50,000	196	1,148,947.01	4.282
	TR	NOTE	4.625	06/30/25	4.238	50,000	196	1,148,947.01	4.282
	TR	NOTE	4.625	06/30/25	4.283	50,000	202	1,196,416.44	4.229
	TR	NOTE	4.625	06/30/25	4.283	50,000	202	1,196,416.44	4.229
	TR	NOTE	4.625	06/30/25	4.283	50,000	202	1,196,416.44	4.229
	TR	NOTE	4.625	06/30/25	4.298	50,000	202	1,200,322.69	4.330
	TR	NOTE	4.625	06/30/25	4.298	50,000	202	1,200,322.69	4.330
	TR	NOTE	4.625	06/30/25	4.298	50,000	202	1,200,322.69	4.330
	TR	NOTE	4.625	06/30/25	4.493	50,000	556	3,429,602.58	4.507
	TR	NOTE	4.625	06/30/25	4.493	50,000	556	3,429,602.58	4.507
	TR	NOTE	4.625	06/30/25	5.058	50,000	657	4,531,080.16	5.086
	TR	NOTE	4.625	06/30/25	5.058	50,000	657	4,531,080.16	5.086
	TR	NOTE	4.625	06/30/25	5.058	50,000	657	4,531,080.16	5.086
	TR	NOTE	4.625	06/30/25	5.058	50,000	657	4,531,080.16	5.086
	TR	NOTE	4.625	06/30/25	5.058	50,000	657	4,531,080.16	5.086
	TR	NOTE	4.625	06/30/25	5.058	50,000	657	4,531,080.16	5.086

**INVESTMENT TRANSACTIONS**

<u>DATE</u>	<u>a/</u> <u>TYPE</u>	<u>DESCRIPTION</u>	<u>CPN (%)</u>	<u>MATURITY</u> <u>DATE</u>	<u>b/</u> <u>TRANS</u> <u>YIELD (%)</u>	<u>d/</u> <u>PAR (\$)</u> <u>(000)</u>	<u>DAYS</u> <u>HELD</u>	<u>AMOUNT</u> <u>EARNED (\$)</u>	<u>EFFECTIVE</u> <u>YIELD (%)</u>
06/30/25	REDEMPTIONS (Continued)								
	TR	NOTE	4.625	06/30/25	4.910	50,000	720	4,821,501.36	4.928
	TR	NOTE	4.625	06/30/25	4.910	50,000	720	4,821,501.36	4.928
	TR	NOTE	4.625	06/30/25	4.910	50,000	720	4,821,501.36	4.928
	TR	NOTE	4.625	06/30/25	4.910	50,000	720	4,821,501.36	4.928
	TR	NOTE	4.625	06/30/25	4.910	50,000	720	4,821,501.36	4.928
	TR	NOTE	4.625	06/30/25	4.910	50,000	720	4,821,501.36	4.928
	TR	NOTE	2.750	06/30/25	2.800	50,000	1,133	4,339,757.42	2.808
	TR	NOTE	2.750	06/30/25	2.800	50,000	1,133	4,339,757.42	2.808
	TR	NOTE	2.750	06/30/25	2.802	50,000	1,133	4,343,663.67	2.811
	TR	NOTE	2.750	06/30/25	2.802	50,000	1,133	4,343,663.67	2.811
	TR	NOTE	2.750	06/30/25	2.767	50,000	1,168	4,425,824.41	2.775
	TR	NOTE	2.750	06/30/25	2.767	50,000	1,168	4,425,824.41	2.775
	TR	NOTE	2.750	06/30/25	2.767	50,000	1,168	4,425,824.41	2.775
	TR	NOTE	2.750	06/30/25	2.767	50,000	1,168	4,425,824.41	2.775
	TR	NOTE	2.750	06/30/25	2.770	50,000	1,168	4,429,730.66	2.778
	TR	NOTE	2.750	06/30/25	2.770	50,000	1,168	4,429,730.66	2.778
	TR	NOTE	2.750	06/30/25	2.770	50,000	1,168	4,429,730.66	2.778
	TR	NOTE	2.750	06/30/25	2.770	50,000	1,168	4,429,730.66	2.778
	TR	NOTE	2.750	06/30/25	2.771	50,000	1,168	4,431,683.78	2.779
	TR	NOTE	2.750	06/30/25	2.771	50,000	1,168	4,431,683.78	2.779
	TR	NOTE	2.750	06/30/25	2.771	50,000	1,168	4,431,683.78	2.779
	TR	NOTE	2.750	06/30/25	2.771	50,000	1,168	4,431,683.78	2.779
	YCD	NORINCHUK	4.400	06/30/25	4.400	50,000	80	488,888.89	4.461
	YCD	NORINCHUK	4.400	06/30/25	4.400	50,000	80	488,888.89	4.461
	YCD	DNB	4.380	06/30/25	4.380	50,000	97	590,083.33	4.441
	YCD	DNB	4.380	06/30/25	4.380	50,000	97	590,083.33	4.441
	YCD	CR AG CIB	4.340	06/30/25	4.340	50,000	101	608,805.56	4.400
	YCD	CR AG CIB	4.340	06/30/25	4.340	50,000	101	608,805.56	4.400
	YCD	MUFG BK	4.390	06/30/25	4.390	50,000	102	621,916.67	4.451
	YCD	MUFG BK	4.390	06/30/25	4.390	50,000	102	621,916.67	4.451
	YCD	TORONTO	4.420	06/30/25	4.420	50,000	124	761,222.22	4.481
	YCD	TORONTO	4.420	06/30/25	4.420	50,000	124	761,222.22	4.481
	YCD	MIZUHO	4.420	06/30/25	4.420	50,000	125	767,361.11	4.481
	YCD	MIZUHO	4.420	06/30/25	4.420	50,000	125	767,361.11	4.481
	YCD	SANTANDER	4.420	06/30/25	4.420	50,000	130	798,055.56	4.481
	YCD	SANTANDER	4.420	06/30/25	4.420	50,000	130	798,055.56	4.481
	YCD	SUMITOMO	4.490	06/30/25	4.490	50,000	182	1,134,972.22	4.552
	YCD	SUMITOMO	4.490	06/30/25	4.490	50,000	182	1,134,972.22	4.552
	YCD	BNP	4.540	06/30/25	4.540	50,000	193	1,216,972.22	4.603
	YCD	BNP	4.540	06/30/25	4.540	50,000	193	1,216,972.22	4.603
	YCD	NORDEA ABP	4.270	06/30/25	4.270	50,000	194	1,150,527.78	4.329
	YCD	NORDEA ABP	4.270	06/30/25	4.270	50,000	194	1,150,527.78	4.329

**INVESTMENT TRANSACTIONS**

<u>DATE</u>	<u>TYPE</u>	<u>a/</u> <u>DESCRIPTION</u>	<u>CPN (%)</u>	<u>MATURITY</u> <u>DATE</u>	<u>b/</u> <u>TRANS</u> <u>YIELD (%)</u>	<u>d/</u> <u>PAR (\$)</u> <u>(000)</u>	<u>DAYS</u> <u>HELD</u>	<u>AMOUNT</u> <u>EARNED (\$)</u>	<u>EFFECTIVE</u> <u>YIELD (%)</u>
06/30/25	<b>PURCHASES</b>								
	CP	DISNEY		09/26/25	4.350	50,000			
	CP	METLIFE STF		11/03/25	4.300	50,000			
	CP	METLIFE STF		11/03/25	4.300	50,000			
	CP	RBC NY		02/27/26	4.100	50,000			
	CP	RBC NY		02/27/26	4.100	50,000			
	CP	ING FDL		02/27/26	4.125	50,000			
	CP	ING FDL		02/27/26	4.125	50,000			
	DEB	FFCB	4.000	06/30/26	4.043	50,000			
	DEB	FFCB	4.000	06/30/26	4.043	50,000			
	DEB	FFCB	4.000	06/30/26	4.043	50,000			
	DEB CL	FNMA	4.200	06/28/30	4.200	50,000			
	DEB CL	FNMA	4.200	06/28/30	4.200	50,000			
	DEB CL	FNMA	4.200	06/28/30	4.200	50,000			
	DN	IADB		07/10/25	4.150	50,000			
	DN	FHLMC		10/01/25	4.180	50,000			
	DN	FHLMC		10/01/25	4.180	50,000			
	DN	FNMA		11/14/25	4.085	50,000			
	DN	FNMA		11/14/25	4.085	50,000			
	DN	FHLB		11/21/25	4.090	50,000			
	DN	FHLB		11/21/25	4.090	50,000			
	DN	FFCB		02/27/26	3.870	50,000			
	DN	FFCB		02/27/26	3.870	50,000			
	TR	BILL		10/21/25	4.195	50,000			
	TR	BILL		10/21/25	4.195	50,000			
	TR	BILL		10/21/25	4.195	50,000			
	TR	BILL		10/21/25	4.195	50,000			
	TR	BILL		10/21/25	4.196	50,000			
	TR	BILL		10/21/25	4.196	50,000			
	TR	BILL		10/21/25	4.196	50,000			
	TR	BILL		10/21/25	4.196	50,000			
	TR	BILL		12/04/25	4.095	50,000			
	TR	BILL		12/04/25	4.095	50,000			
	TR	BILL		12/04/25	4.095	50,000			
	TR	BILL		12/04/25	4.100	50,000			
	TR	BILL		12/04/25	4.100	50,000			
	TR	BILL		12/04/25	4.100	50,000			
	TR	BILL		12/04/25	4.100	50,000			
	TR	BILL		12/04/25	4.100	50,000			
	TR	NOTE	3.750	08/31/26	3.933	50,000			
	TR	NOTE	3.750	08/31/26	3.933	50,000			
	TR	NOTE	3.750	08/31/26	3.933	50,000			
	TR	NOTE	3.750	08/31/26	3.933	50,000			
	TR	NOTE	3.750	08/31/26	3.933	50,000			
	TR	NOTE	3.750	08/31/26	3.933	50,000			

**INVESTMENT TRANSACTIONS**

<u>DATE</u>	<u>TYPE</u>	<u>a/</u> <u>DESCRIPTION</u>	<u>CPN (%)</u>	<u>MATURITY</u> <u>DATE</u>	<u>b/</u> <u>TRANS</u> <u>YIELD (%)</u>	<u>d/</u> <u>PAR (\$)</u> <u>(000)</u>	<u>DAYS</u> <u>HELD</u>	<u>AMOUNT</u> <u>EARNED (\$)</u>	<u>EFFECTIVE</u> <u>YIELD (%)</u>
06/30/25	<b>PURCHASES (Continued)</b>								
	TR	NOTE	3.750	08/31/26	3.936	50,000			
	TR	NOTE	3.750	08/31/26	3.936	50,000			
	TR	NOTE	3.750	08/31/26	3.936	50,000			
	TR	NOTE	3.500	09/30/26	3.916	50,000			
	TR	NOTE	3.500	09/30/26	3.916	50,000			
	TR	NOTE	3.500	09/30/26	3.916	50,000			
	TR	NOTE	3.500	09/30/26	3.916	50,000			
	TR	NOTE	3.500	09/30/26	3.916	50,000			
	TR	NOTE	3.500	09/30/26	3.916	50,000			
	TR	NOTE	3.500	09/30/26	3.916	50,000			
	TR	NOTE	3.500	09/30/26	3.916	50,000			
	TR	NOTE	3.500	09/30/26	3.916	50,000			
	TR	NOTE	3.750	06/30/27	3.748	50,000			
	TR	NOTE	3.750	06/30/27	3.748	50,000			
	TR	NOTE	3.750	06/30/27	3.748	50,000			
	TR	NOTE	3.750	06/30/27	3.748	50,000			
	TR	NOTE	3.750	06/30/27	3.750	50,000			
	TR	NOTE	3.750	06/30/27	3.750	50,000			
	TR	NOTE	3.750	06/30/27	3.750	50,000			
	TR	NOTE	3.750	06/30/27	3.750	50,000			
	TR	NOTE	3.750	06/30/27	3.750	50,000			
	TR	NOTE	3.750	06/30/27	3.750	50,000			
	TR	NOTE	3.750	06/30/27	3.750	50,000			
	TR	NOTE	3.750	06/30/27	3.750	50,000			
	TR	NOTE	3.750	06/30/27	3.750	50,000			
	TR	NOTE	4.125	09/30/27	3.716	50,000			
	TR	NOTE	4.125	09/30/27	3.716	50,000			
	TR	NOTE	4.125	09/30/27	3.716	50,000			
	TR	NOTE	4.125	09/30/27	3.716	50,000			
	TR	NOTE	4.125	09/30/27	3.716	50,000			
	TR	NOTE	4.125	09/30/27	3.716	50,000			
	YCD	TORONTO	4.400	10/01/25	4.400	50,000			
	YCD	TORONTO	4.400	10/01/25	4.400	50,000			
	YCD	MUFG BK	4.400	10/29/25	4.400	50,000			
	YCD	MUFG BK	4.400	10/29/25	4.400	50,000			
	YCD	BNP	4.290	02/27/26	4.290	50,000			
	YCD	BNP	4.290	02/27/26	4.290	50,000			
	YCD	CIBC	4.210	07/01/26	4.210	50,000			
	YCD	CIBC	4.210	07/01/26	4.210	50,000			

## FOOTNOTES

<u>a/</u>	The abbreviations indicate the type of security purchased, sold, or redeemed:
BA	Bankers Acceptances
BN	Bank Notes
CB	Corporate Bonds
CB CL	Callable Corporate Bonds
CB FR	Floating Rate Corporate Bonds
CD	Negotiable Certificates of Deposit
CD FR	Floating Rate Negotiable Certificates of Deposit
CP	Commercial Paper
DEB	Federal/Supranational Agency Debentures – Federal Home Loan Bank (FHLB), Federal Home Loan Mortgage Corporation (FHLMC), Federal National Mortgage Association (FNMA), Federal Farm Credit Bank (FFCB), Federal Land Banks (FLB), Federal Intermediate Credit Banks (FICB), Federal Agricultural Mortgage Corporation (FAMC), Central Bank for Cooperatives (CBC), Tennessee Valley Authority (TVA), Commodity Credit Corporation (CCC), International Bank for Reconstruction and Development (IBRD), Inter-American Development Bank (IADB), International Finance Corporation (IFC), Government Development Bank for Puerto Rico (DBPR), European Bank for Reconstruction and Development (EBRD), European Investment Bank (EIB).
DEB CL	Federal/Supranational Agency Callable Debentures – FHLB, FHLMC, FNMA, FFCB, FLB, FICB, FAMC, CBC, TVA, CCC, IBRD, IADB, IFC, DBPR, EBRD, EIB, DBPR, EBRD, EIB.
DEB FR	Federal/Supranational Agency Floating Rate Debentures – FHLB, FHLMC, FNMA, FFCB, FLB, FICB, FAMC, CBC, TVA, CCC, IBRD, IADB, IFC, DBPR, EBRD, EIB.
DN	Federal/Supranational Agency Discount Notes- FHLB, FHLMC, FNMA, FFCB, FLB, FICB, FAMC, CBC, TVA, CCC, IBRD, IADB, IFC, DBPR, EBRD, EIB.
PC	Federal Agency Mortgage-backed Pass-through Certificates – FHLMC, FNMA, Government National Mortgage Investment Conduit (GNMA)
SBA FR	Floating Rate Small Business Administration (SBA) Loan Pools
REMIC	Federal Agency Real Estate Mortgage Investment Conduits – FHLMC, FNMA
TR	U.S. Treasury Bills, Notes
YCD	Negotiable Yankee Certificates of Deposit
YCD FR	Floating Rate Negotiable Yankee Certificates of Deposit
<u>b/</u>	Industry standard purchase yield calculation
<u>c/</u>	Repurchase Agreement
<u>d/</u>	Par amount of securities purchased, sold or redeemed
<u>e/</u>	Securities were purchased and sold as of the same date
<u>f/</u>	Repurchase Agreement against Reverse Repurchase Agreement
<u>g/</u>	Outright purchase against Reverse Repurchase Agreement
<u>h/</u>	Security “SWAP” transactions
<u>i/</u>	Buy back agreement
RRP	Termination of Reverse Repurchase Agreement
RRS	Reverse Repurchase Agreement

**TIME DEPOSITS**

<u>FINANCIAL INSTITUTION</u>	<u>DEPOSIT DATE</u>	<u>YIELD (%)</u>	<u>PAR AMOUNT (\$)</u>	<u>MATURITY DATE</u>
<b>ALHAMBRA</b>				
New Omni Bank, N.A.	03/14/25	4.110	30,000,000.00	09/12/25
New Omni Bank, N.A.	04/10/25	4.050	9,000,000.00	10/09/25
<b>BREA</b>				
American First Credit Union	03/05/25	4.200	27,000,000.00	09/03/25
American First Credit Union	06/13/25	4.320	23,000,000.00	09/12/25
<b>CHICO</b>				
Tri Counties Bank	04/25/25	4.110	50,000,000.00	09/12/25
Tri Counties Bank	06/04/25	4.200	50,000,000.00	12/03/25
<b>DOWNEY</b>				
Financial Partners Credit Union	04/03/25	4.280	10,000,000.00	07/03/25
Financial Partners Credit Union	04/24/25	4.290	20,000,000.00	07/24/25
<b>EL CENTRO</b>				
Community Valley Bank	01/03/25	4.160	8,000,000.00	07/03/25
Community Valley Bank	02/13/25	4.220	8,000,000.00	08/14/25
Community Valley Bank	05/15/25	4.320	8,000,000.00	08/14/25
<b>EL MONTE</b>				
Cathay Bank	02/13/25	4.250	50,000,000.00	08/14/25
Cathay Bank	03/13/25	4.130	25,000,000.00	09/11/25
Cathay Bank	05/08/25	4.130	125,000,000.00	11/06/25
Cathay Bank	05/21/25	4.190	100,000,000.00	11/19/25
<b>FRESNO</b>				
FFB (FKA Fresno First Bank)	04/03/25	4.210	2,000,000.00	07/03/25
<b>FOLSOM</b>				
Safe Credit Union	03/05/25	4.190	1,000,000.00	09/03/25
<b>GARDEN GROVE</b>				
US Metro Bank	01/15/25	4.230	20,000,000.00	07/16/25
US Metro Bank	05/16/25	4.160	5,000,000.00	11/14/25
US Metro Bank	06/04/25	4.210	10,000,000.00	12/03/25
US Metro Bank	06/05/25	4.210	20,000,000.00	12/04/25
<b>HUNTINGTON BEACH</b>				
Nuvison Federal Credit Union	04/03/25	4.280	25,000,000.00	07/03/25

**TIME DEPOSITS**

<u>FINANCIAL INSTITUTION</u>	<u>DEPOSIT</u>		<u>PAR</u>	<u>MATURITY</u>
	<u>DATE</u>	<u>YIELD (%)</u>	<u>AMOUNT (\$)</u>	<u>DATE</u>
<b>IRVINE</b>				
CommerceWest Bank	04/10/25	4.240	15,000,000.00	07/10/25
CommerceWest Bank	04/18/25	4.250	5,000,000.00	07/18/25
CommerceWest Bank	05/07/25	4.260	12,000,000.00	08/06/25
CommerceWest Bank	06/04/25	4.280	13,000,000.00	09/03/25
CommerceWest Bank	04/10/25	4.070	15,000,000.00	10/09/25
CommerceWest Bank	05/08/25	4.120	15,000,000.00	11/06/25
Commercial Bank of California	01/03/25	4.190	1,000,000.00	07/03/25
Pacific Premier Bank	04/04/25	4.130	50,000,000.00	10/03/25
<b>LODI</b>				
Farmers & Merchants Bank of Central CA	04/09/25	4.180	3,000,000.00	07/09/25
<b>LOS ANGELES</b>				
Bank of Hope	02/12/25	4.250	90,000,000.00	08/13/25
Bank of Hope	03/07/25	4.170	75,000,000.00	09/05/25
Bank of Hope	03/14/25	4.140	135,000,000.00	09/12/25
Commonwealth Business Bank	03/06/25	4.120	12,000,000.00	09/04/25
Commonwealth Business Bank	03/07/25	4.140	13,000,000.00	09/05/25
Commonwealth Business Bank	05/01/25	4.070	5,000,000.00	10/30/25
CTBC Bank Corp. (USA)	01/09/25	4.170	50,000,000.00	07/10/25
CTBC Bank Corp. (USA)	02/13/25	4.240	50,000,000.00	08/14/25
CTBC Bank Corp. (USA)	02/14/25	4.260	60,000,000.00	08/15/25
CTBC Bank Corp. (USA)	06/13/25	4.190	40,000,000.00	12/12/25
Hanmi Bank	01/08/25	4.180	20,000,000.00	07/09/25
Hanmi Bank	01/24/25	4.220	10,000,000.00	07/09/25
Hanmi Bank	02/07/25	4.210	30,000,000.00	08/08/25
Hanmi Bank	03/13/25	4.120	30,000,000.00	09/11/25
Hanmi Bank	05/08/25	4.120	30,000,000.00	11/06/25
Hanmi Bank	06/12/25	4.200	30,000,000.00	12/11/25
Open Bank	01/03/25	4.190	14,000,000.00	07/03/25
Open Bank	04/04/25	4.260	30,000,000.00	07/03/25
Open Bank	01/29/25	4.190	26,000,000.00	07/30/25
Open Bank	03/13/25	4.130	30,000,000.00	09/11/25
Open Bank	06/04/25	4.290	20,000,000.00	09/11/25
PCB Bank (FKA Pacific City Bank)	01/08/25	4.170	30,000,000.00	07/09/25
PCB Bank (FKA Pacific City Bank)	01/10/25	4.170	10,000,000.00	07/11/25
PCB Bank (FKA Pacific City Bank)	03/12/25	4.130	20,000,000.00	09/10/25
Preferred Bank	03/12/25	4.110	125,000,000.00	09/10/25
Preferred Bank	04/03/25	4.100	100,000,000.00	10/02/25
Preferred Bank	05/08/25	4.100	20,000,000.00	11/06/25
Royal Business Bank	03/14/25	4.140	15,000,000.00	09/12/25
Royal Business Bank	05/09/25	4.130	5,000,000.00	11/07/25
State Bank of India (California)	01/29/25	4.190	19,000,000.00	07/30/25
State Bank of India (California)	03/12/25	4.140	30,000,000.00	09/10/25
State Bank of India (California)	04/24/25	4.100	6,000,000.00	10/23/25

**TIME DEPOSITS**

<b>FINANCIAL INSTITUTION</b>	<b>DEPOSIT DATE</b>	<b>YIELD (%)</b>	<b>PAR AMOUNT (\$)</b>	<b>MATURITY DATE</b>
<b>OAKLAND</b>				
Beneficial State Bank	06/06/25	4.340	1,000,000.00	09/05/25
Metropolitan Bank	02/13/25	4.250	1,000,000.00	08/14/25
Metropolitan Bank	02/27/25	4.210	2,000,000.00	08/28/25
<b>ONTARIO</b>				
Citizens Business Bank	06/11/25	4.290	50,000,000.00	09/10/25
<b>PALOS VERDES ESTATES</b>				
Malaga Bank F.S.B.	01/03/25	4.160	5,000,000.00	07/03/25
Malaga Bank F.S.B.	01/10/25	4.150	46,000,000.00	07/11/25
<b>PASADENA</b>				
American Plus Bank, N.A.	04/09/25	4.160	5,000,000.00	07/09/25
American Plus Bank, N.A.	04/04/25	4.210	10,000,000.00	07/11/25
American Plus Bank, N.A.	01/17/25	4.160	14,000,000.00	07/18/25
American Plus Bank, N.A.	01/24/25	4.170	6,000,000.00	07/25/25
American Plus Bank, N.A.	04/30/25	4.200	3,000,000.00	07/30/25
American Plus Bank, N.A.	05/08/25	4.220	4,000,000.00	08/07/25
American Plus Bank, N.A.	02/12/25	4.190	8,000,000.00	08/13/25
American Plus Bank, N.A.	03/14/25	4.090	5,000,000.00	09/12/25
East West Bank	01/03/25	4.160	50,000,000.00	07/03/25
East West Bank	01/08/25	4.150	175,000,000.00	07/09/25
East West Bank	01/24/25	4.190	75,000,000.00	07/25/25
Wescom Central Credit Union	04/10/25	4.270	50,000,000.00	07/10/25
Wescom Central Credit Union	04/11/25	4.310	25,000,000.00	07/11/25
Wescom Central Credit Union	06/06/25	4.320	50,000,000.00	09/05/25
Wescom Central Credit Union	06/11/25	4.320	50,000,000.00	09/10/25
<b>PORTERVILLE</b>				
Bank of The Sierra	04/24/25	4.260	10,000,000.00	07/24/25
<b>REDDING</b>				
Cornerstone Community Bank	04/16/25	4.290	9,000,000.00	07/16/25

## TIME DEPOSITS

<u>FINANCIAL INSTITUTION</u>	<u>DEPOSIT</u>		<u>PAR</u>	<u>MATURITY</u>
	<u>DATE</u>	<u>YIELD (%)</u>	<u>AMOUNT (\$)</u>	<u>DATE</u>
<b>REDWOOD CITY</b>				
Provident Credit Union	01/09/25	4.180	20,000,000.00	07/10/25
Provident Credit Union	01/09/25	4.180	20,000,000.00	07/10/25
Provident Credit Union	02/06/25	4.210	20,000,000.00	08/07/25
Provident Credit Union	03/13/25	4.130	40,000,000.00	09/11/25
Provident Credit Union	04/03/25	4.130	20,000,000.00	10/02/25
Provident Credit Union	05/01/25	4.100	50,000,000.00	10/30/25
Provident Credit Union	05/15/25	4.160	20,000,000.00	11/13/25
Provident Credit Union	06/04/25	4.200	20,000,000.00	12/03/25
Provident Credit Union	06/06/25	4.180	20,000,000.00	12/05/25
Provident Credit Union	06/13/25	4.190	20,000,000.00	12/12/25
<b>RIVERSIDE</b>				
Provident Savings Bank, FSB	06/05/25	4.300	25,000,000.00	09/04/25
Provident Savings Bank, FSB	06/05/25	4.210	25,000,000.00	12/04/25
<b>ROSEMEAD</b>				
Pacific Alliance Bank	04/02/25	4.130	4,000,000.00	10/01/25
<b>ROSEVILLE</b>				
Five Star Bank	01/09/25	4.170	75,000,000.00	07/10/25
Five Star Bank	04/10/25	4.220	125,000,000.00	07/10/25
Five Star Bank	06/11/25	4.270	40,000,000.00	09/10/25
Five Star Bank	05/21/25	4.160	50,000,000.00	11/19/25
<b>SACRAMENTO</b>				
Golden 1 Credit Union	05/01/25	4.250	150,000,000.00	07/31/25
Golden 1 Credit Union	06/04/25	4.290	75,000,000.00	09/03/25
Golden 1 Credit Union	06/12/25	4.310	75,000,000.00	09/11/25
River City Bank	06/06/25	4.290	50,000,000.00	09/05/25
<b>SAN DIEGO</b>				
Axos Bank	02/26/25	4.210	25,000,000.00	08/27/25
Axos Bank	03/12/25	4.110	100,000,000.00	09/10/25
Axos Bank	04/09/25	4.020	50,000,000.00	10/08/25
Axos Bank	04/16/25	4.060	25,000,000.00	10/15/25
Axos Bank	06/05/25	4.180	100,000,000.00	12/04/25
California Bank of Commerce, N.A.	04/30/25	4.130	5,000,000.00	10/29/25
California Coast Credit Union	05/14/25	4.320	1,000,000.00	08/13/25
Mission Federal Credit Union	01/03/25	4.160	50,000,000.00	07/03/25
Mission Federal Credit Union	01/29/25	4.160	50,000,000.00	07/30/25
Mission Federal Credit Union	04/16/25	4.060	50,000,000.00	10/15/25

### TIME DEPOSITS

<u>FINANCIAL INSTITUTION</u>	<u>DEPOSIT</u>		<u>PAR</u>	<u>MATURITY</u>
	<u>DATE</u>	<u>YIELD (%)</u>	<u>AMOUNT (\$)</u>	<u>DATE</u>
<b>SAN FRANCISCO</b>				
Bank of San Francisco	06/06/25	4.180	10,000,000.00	12/05/25
Beacon Business Bank	04/24/25	4.110	1,000,000.00	10/23/25
Mission National Bank	04/09/25	4.210	15,000,000.00	07/09/25
Mission National Bank	04/17/25	4.270	5,000,000.00	07/17/25
<b>SAN JOSE</b>				
Meriwest Credit Union	04/10/25	4.090	10,000,000.00	10/09/25
Meriwest Credit Union	05/07/25	4.160	10,000,000.00	11/05/25
Technology Credit Union	04/04/25	4.270	100,000,000.00	07/11/25
Technology Credit Union	01/30/25	4.200	50,000,000.00	07/31/25
Technology Credit Union	02/27/25	4.220	100,000,000.00	08/28/25
Technology Credit Union	05/15/25	4.170	50,000,000.00	11/13/25
<b>SANTA ANA</b>				
Banc of California	01/09/25	4.190	75,000,000.00	07/10/25
Banc of California	01/15/25	4.240	75,000,000.00	07/16/25
Banc of California	01/16/25	4.240	125,000,000.00	07/17/25
Banc of California	06/06/25	4.190	25,000,000.00	12/05/25
<b>SANTA ROSA</b>				
Poppy Bank	04/09/25	4.230	50,000,000.00	07/09/25
Poppy Bank	04/17/25	4.290	70,000,000.00	07/17/25
Poppy Bank	05/15/25	4.370	30,000,000.00	08/14/25
Poppy Bank	06/04/25	4.220	122,000,000.00	12/03/25
Poppy Bank	06/06/25	4.200	23,000,000.00	12/05/25
<b>SUN VALLEY</b>				
Mission Valley Bank	01/29/25	4.180	10,000,000.00	07/30/25
<b>TUSTIN</b>				
SchoolsFirst Federal Credit Union	01/09/25	4.180	50,000,000.00	07/10/25
SchoolsFirst Federal Credit Union	04/30/25	4.120	50,000,000.00	10/29/25
<b>VACAVILLE</b>				
Travis Credit Union	02/06/25	4.210	50,000,000.00	08/07/25
Travis Credit Union	06/06/25	4.300	100,000,000.00	09/05/25
Travis Credit Union	04/10/25	4.080	50,000,000.00	10/09/25
Travis Credit Union	05/14/25	4.160	25,000,000.00	11/12/25
<b>WALNUT CREEK</b>				
Mechanics Bank	02/20/25	4.270	1,000,000.00	08/21/25

**TIME DEPOSITS**

<u>FINANCIAL INSTITUTION</u>	<u>DEPOSIT DATE</u>	<u>YIELD (%)</u>	<u>PAR AMOUNT (\$)</u>	<u>MATURITY DATE</u>
<b>WATSONVILLE</b>				
Santa Cruz County Bank	04/04/25	4.110	10,000,000.00	10/03/25
<b>TOTAL TIME DEPOSITS JUNE 2025</b>			<b>5,281,000,000.00</b>	

**BANK DEMAND DEPOSITS**  
**JUNE 2025**  
 (\$ in thousands)

**DAILY BALANCES**

<u>DAY OF MONTH</u>		<u>BANK BALANCES</u>		<u>INTEREST BEARING BANK BALANCES</u>		<u>WARRANTS OUTSTANDING</u>
1	\$	201,794	\$	1,065,000	\$	5,827,454
2		341,277		935,000		5,811,488
3		313,379		1,055,000		5,420,804
4		253,251		1,075,000		6,001,658
5		258,165		1,030,000		6,540,758
6		330,047		1,175,000		6,324,972
7		330,047		1,175,000		6,324,972
8		330,047		1,175,000		6,324,972
9		223,359		1,275,000		6,848,188
10		198,968		1,160,000		6,063,295
11		167,877		1,215,000		5,618,578
12		306,387		1,425,000		5,569,795
13		313,802		1,178,000		5,778,106
14		313,802		1,178,000		5,778,106
15		313,802		1,178,000		5,778,106
16		252,389		1,273,000		5,384,415
17		210,441		960,000		4,761,839
18		287,472		958,000		5,519,186
19		287,472		958,000		6,507,049
20		297,869		1,120,000		5,202,058
21		297,869		1,120,000		5,202,058
22		297,869		1,120,000		5,202,058
23		246,080		1,040,000		4,794,587
24		276,059		1,210,000		4,854,927
25		264,270		1,215,000		5,807,675
26		282,397		1,125,000		5,421,983
27		265,580		1,220,000		4,854,593
28		265,580		1,220,000		4,854,593
29		265,580		1,220,000		4,854,593
30		282,862		2,010,000		4,437,742

**AVERAGE DOLLAR DAYS**                      \$275,860 a/                      \$1,168,767 b/

a/ The prescribed bank balance for June was \$268,166. This consisted of \$166,745 in compensating balances for services, balances for uncollected funds of \$102,264 and a deduction of \$843 for June delayed deposit credit.

b/ Represents the average bank balance in the Interest Bearing Demand Accounts.

**DESIGNATION BY POOLED MONEY INVESTMENT BOARD  
 OF TREASURY POOLED MONEY INVESTMENTS AND DEPOSITS**

1912

In accordance with sections 16480 through 16480.8 of the Government Code (GC), the Pooled Money Investment Board, at its meeting on June 18, 2025, has determined and designated the amount of money available for deposit and investment as of June 12, 2025, under said sections. In accordance with sections 16480.1 and 16480.2 of the GC, it is the intent that the money available for deposit or investment be deposited in bank accounts and savings and loan associations or invested in securities in such a manner so as to realize the maximum return consistent with safe and prudent treasury management, and the Board does hereby designate the amount of money available for deposit in bank accounts, savings and loan associations, and for investment in securities and the type of such deposits and investments as follows:

1. In accordance with Treasurer's Office policy, for deposit in demand bank accounts as:

a. Compensating Balance for Services 167,000,000

The active noninterest-bearing bank accounts designation constitutes a calendar month average balance. For purposes of computing the compensating balances, the Treasurer shall exclude from the daily balances any amounts contained therein as a result of nondelivery of securities purchased for "cash" for the Pooled Money Investment Account and shall adjust for any deposits not credited by the bank as of the date of deposit. The balances in such accounts may fall below the above amount provided that the balances computed by dividing the sum of daily balances of that calendar month by the number of days in the calendar month reasonably approximates that amount. The balances may exceed this amount during heavy collection periods or in anticipation of large impending warrant presentations to the Treasury, but the balances are to be maintained in such a manner as to realize the maximum return consistent with safe and prudent treasury management.

b. Interest Bearing Accounts for Cash Flow Variability: \$ 1,500,000,000

JP Morgan Chase Bank	\$ 500,000,000
BMO Bank, N.A.	\$ 500,000,000
US Bank	\$ 500,000,000

The interest bearing bank account designation represents targeted balances to be averaged over one month's period to smooth cash flow variability. The balances may fluctuate above and below these amounts as needed to manage cash flow variances and to meet daily liquidity needs. Interest earnings for these accounts will be calculated according to the terms of the agreement between the Treasurer's Office and the account's depository bank, paid monthly and recorded as a deposit into the state's main demand deposit account, and allocated quarterly by the State Controller's Office as directed by GC 16475 and GC 16480.6.

2. In accordance with law, for investment in securities authorized by section 16430, GC, or in term interest-bearing deposits in banks and savings and loan associations as follows:

	From	To	Transactions	In Securities (GC section 16430)	Time Deposits in Various Financial Institutions (GC sections 16503a and 16602)	Estimated Total
(1)	6/16/2025	6/20/2025	\$ 9,623,139,000	\$ 4,342,139,000	\$ 5,281,000,000	\$ 9,623,139,000
(2)	6/23/2025	6/27/2025	\$ (6,059,000,000)	\$ (1,716,861,000)	\$ 5,281,000,000	\$ 3,564,139,000
(3)	6/30/2025	7/4/2025	\$ (6,271,393,000)	\$ (7,988,254,000)	\$ 5,281,000,000	\$ (2,707,254,000)
(4)	7/7/2025	7/11/2025	\$ 3,342,900,000	\$ (4,645,354,000)	\$ 5,281,000,000	\$ 635,646,000
(5)	7/14/2025	7/18/2025	\$ (5,175,600,000)	\$ (9,820,954,000)	\$ 5,281,000,000	\$ (4,539,954,000)
(6)	7/21/2025	7/25/2025	\$ (5,055,800,000)	\$ (14,876,754,000)	\$ 5,281,000,000	\$ (9,595,754,000)
(7)	7/28/2025	8/1/2025	\$ (681,900,000)	\$ (15,558,654,000)	\$ 5,281,000,000	\$ (10,277,654,000)
(8)	8/4/2025	8/8/2025	\$ 2,007,600,000	\$ (13,551,054,000)	\$ 5,281,000,000	\$ (8,270,054,000)
(9)	8/11/2025	8/15/2025	\$ (2,559,900,000)	\$ (16,110,954,000)	\$ 5,281,000,000	\$ (10,829,954,000)
(10)	8/18/2025	8/22/2025	\$ (447,300,000)	\$ (16,558,254,000)	\$ 5,281,000,000	\$ (11,277,254,000)

From any of the amounts specifically designated above, not more than 30 percent in the aggregate may be invested in prime commercial paper under section 16430(e), GC.

Additional amounts available in treasury trust account and in the Treasury from time to time, in excess of the amounts and for the same types of investments as specifically designated above.

Provided, that the availability of the amounts shown under paragraph 2 is subject to reduction in the amount by which the bank accounts under paragraph 1 would otherwise be reduced below the calendar month average balance 167,000,000.

Dated: June 18, 2025

POOLED MONEY INVESTMENT BOARD:

---

Chair

---

Member

---

Member

LOS ANGELES COUNTY TREASURER  
 PENDING TRANSACTIONS DETAIL REPORT  
 AS OF JULY 31, 2025  
 ATTACHMENT XVIII

Settle Date	Counter Party	Original Transaction ID	Description	Rate	Maturity Date	Price	Par	Principal	Purchased Interest
<b><u>NTRD - PSI NON-TRADING</u></b>									
08/01/25	FEDERAL HOME LOAN BANKS	1622414795	FHLBANKS D NOTE 10/31/25	4.253	10/31/25	98.925	\$50,000,000.00	\$49,462,468.06	\$0.00
08/04/25	THUNDER BAY FUNDING, LLC	1622414803	THUNDER BAY FDG 11/03/25	4.290	11/03/25	98.916	50,000,000.00	49,457,791.67	0.00
<b>PSI Non-Trading Total</b>							<b><u>\$100,000,000.00</u></b>	<b><u>\$98,920,259.73</u></b>	<b><u>\$0.00</u></b>
<b>Grand Total</b>							<b><u>\$100,000,000.00</u></b>	<b><u>\$98,920,259.73</u></b>	<b><u>\$0.00</u></b>