



**COUNTY OF LOS ANGELES  
TREASURER AND TAX COLLECTOR**

Kenneth Hahn Hall of Administration  
500 West Temple Street, Room 437  
Los Angeles, California 90012  
Telephone: (213) 974-2101 Fax: (213) 626-1812  
ttc.lacounty.gov and propertytax.lacounty.gov

**ELIZABETH BUENROSTRO GINSBERG**  
TREASURER AND TAX COLLECTOR

Board of Supervisors

**HILDA L. SOLIS**  
First District

**HOLLY J. MITCHELL**  
Second District

**LINDSEY P. HORVATH**  
Third District

**JANICE HAHN**  
Fourth District

**KATHRYN BARGER**  
Fifth District

July 31, 2025

TO: Supervisor Kathryn Barger, Chair  
Supervisor Hilda L. Solis, Chair Pro Tem  
Supervisor Holly J. Mitchell  
Supervisor Janice Hahn  
Supervisor Lindsey P. Horvath

FROM: Elizabeth Buenrostro Ginsberg  
Treasurer and Tax Collector *Elizabeth B. Ginsberg*

SUBJECT: **REPORT OF INVESTMENTS FOR THE MONTH OF JUNE 2025**

The Report of Investments for the month of June 2025 has been compiled pursuant to the California Government Code and the Treasurer and Tax Collector's Investment Policy.

All investments made during the month of June 2025 were in accordance with the California Government Code and conform to the Treasurer and Tax Collector's Investment Policy.

The attached Schedules A and B summarize important Treasury Pool information. You will find the complete monthly Report of Investments at the following link:

<https://ttc.lacounty.gov/monthly-reports/>

Should you have any questions, please contact me directly or your staff may contact Ms. Damia J. Johnson, Assistant Treasurer and Tax Collector, of my staff at (213) 974-2139 or [djohnson@ttc.lacounty.gov](mailto:djohnson@ttc.lacounty.gov).

EBG:LP:DJJ:CW:bp

Attachments

c: Chief Executive Officer  
Executive Officer, Board of Supervisors  
Auditor-Controller  
County Counsel

TREASURER AND TAX COLLECTOR  
REPORT OF INVESTMENTS FOR JUNE 2025

Detailed information regarding the pooled and specific portfolios, related earnings, and data required to be disclosed pursuant to statute is shown in the following report attachments.

GENERAL PORTFOLIO SCHEDULES

- A - Portfolio Profiles
- A1 - Credit Quality Distribution and Concentration of Credit Risk
- B - Pooled Surplus Investments (PSI) Earnings Report
- C - Summary Report of Treasurer's Depository Accounts
- D - Treasurer's Activity and Cash Availability for the Next Six-Month Period
- E - Treasurer's Investment Strategy

ATTACHMENTS

- I. Definitions of Securities
  - Detailed descriptions of the major security types invested in by the Treasury
- II. Compliance Report
  - Detailed report of transactions, if any, which deviate from the Treasurer's investment policy
- III. Performance Report
  - Daily portfolio investment balances and monthly averages
- IV. Earnings on Investments (Accrual Basis) Chart
  - Graphic presentation of PSI net earning rates
- V. Net Income for Month
  - Accrual basis net income for month, gross revenue less expenditures

TREASURER AND TAX COLLECTOR  
REPORT OF INVESTMENTS FOR JUNE 2025

ATTACHMENTS

- VI. PSI Portfolio Participant Composition
  - Percentage breakdown by participant in the PSI Portfolio
- VII. Composition of PSI Portfolio by Type Chart
  - Graphic presentation of the percentage composition of the PSI Portfolio by major security type
- VIII. Investment Transaction Journal
  - Listing of securities purchased, sold and transferred between portfolios during the month
- IX. Comparison of Investment Cost to Market Value
  - Summary comparison of investment amortized cost to market value by security type
- X. Treasurer Position Compared to Market Value Report
  - Inventory listing of portfolio securities showing amortized cost and market value for each investment
- XI. Trustee and Managed Funds
  - Listing of funds and accounts managed by outside trustees
- XII. Schedule of Floating Rate Securities
  - Inventory listing of portfolio securities where the stated interest rate changes between the purchase date and the maturity date
- XIII. Schedule of Bond Anticipation Notes
  - Inventory listing of Bond Anticipation Notes held by the PSI Portfolio and their current interest rates
- XIV. Inventory Report – Totals Section Security Type Grouping
  - Summary of weighted-average time to maturity by security type

TREASURER AND TAX COLLECTOR  
REPORT OF INVESTMENTS FOR JUNE 2025

ATTACHMENTS

XV. Inventory Report – Totals Section Maturity Range Grouping

Summary of the amortized cost value of securities maturing within selected time frames

XVI. Composition of PSI Portfolio by Maturity Chart

Graphic presentation of the percentage composition of the PSI Portfolio by selected maturity ranges

XVII. Pooled Money Investment Board Letter – Treasurer State of California

Summary of State Treasurer's Local Agency Investment Fund (LAIF)

XVIII. Pending Transactions Report

Detailed report of transactions with future settlement dates

**POOLED SURPLUS AND SPECIFIC PURPOSE INVESTMENTS  
AS OF JUNE 30, 2025**

**SCHEDULE A**

<u>PORTFOLIO PROFILE</u>	<u>Pooled Surplus Investments</u>	<u>Specific Purpose Investments</u>
Inventory Balance at 06/30/25		
At Cost	\$ 58,867,676,237	\$ 233,221,215
At Market	\$ 57,406,433,636	\$ 212,343,066
Repurchase Agreements	\$ -	\$ -
Reverse Repurchase Agreements	\$ -	\$ -
Composition by Security Type:		
Certificates of Deposit	3.48%	0.00%
United States Government and Agency Obligations	67.42%	80.42%
Bankers Acceptances	0.00%	0.00%
Commercial Paper	29.05%	0.00%
Municipal Obligations	0.05%	0.69%
Corporate and Deposit Notes	0.00%	0.00%
Repurchase Agreements	0.00%	0.00%
Asset-Backed	0.00%	0.00%
Other	0.00%	18.89%
1-60 days	44.45%	12.85%
61 days-1 year	25.42%	54.99%
Over 1 year	30.13%	32.16%
Weighted Average Days to Maturity	556	

**POOLED SURPLUS AND SPECIFIC PURPOSE INVESTMENTS  
AS OF JUNE 30, 2025**

**SCHEDULE A1**

The following is a summary of the credit quality distribution and concentration of credit risk by investment type as a percentage of each portfolio's cost at June 30, 2025:

<u>PSI</u>	<u>S&amp;P</u>	<u>Moody's</u>	<u>Fitch</u>	<u>% of Portfolio</u>
Commercial Paper	A-1	P-1	F1	29.05%
Municipals:				
Los Angeles County Securities	AA+	Aa1	AAA	0.05%
Negotiable Certificates of Deposit	A-1	P-1	F1	3.48%
U.S. Agency Securities	AA+	Aaa	AAA	42.15%
U.S. Treasury Securities:				
U.S. Treasury Notes	AA+	Aaa	AA+	3.73%
U.S. Treasury Bills	AA+	Aaa	AA+	21.54%
				<u>100.00%</u>
				<u>100.00%</u>
<u>SPI</u>				
Local Agency Investment Fund	Not Rated	Not Rated	Not Rated	18.89%
Los Angeles County Securities	AAA	Aa1	AAA	0.69%
U.S. Agency Securities	AA+	Aaa	AAA	31.47%
U.S. Treasury Securities:				
U.S. Treasury Bills	AA+	Aaa	AA+	48.95%
				<u>100.00%</u>
				<u>100.00%</u>

**POOLED SURPLUS INVESTMENTS (PSI) EARNINGS REPORT  
JUNE 30, 2025**

**SCHEDULE B**

**TREASURER POOLED SURPLUS  
INVESTMENTS PORTFOLIO**

Investment Balance 06/30/25	\$ 58,867,676,237
Market Value at 06/30/25	\$ 57,406,433,636
Average Daily Balance	\$ 58,559,458,924
Gains and Losses:	
For the Month	\$ 12,489
For the Past 12 Months	\$ 361,523
Unrealized Gains and Losses on Transfers between Portfolio for the Month	\$ -
Earnings for the Month	\$ 174,627,533
Earnings for the Past 12 Months	\$ 2,134,989,604
Earnings Rate for the Month	3.61%

**SUMMARY REPORT OF TREASURER'S DEPOSITORY ACCOUNTS**

**AS OF JUNE 30, 2025**

**SCHEDULE C**

<u>Bank Name</u>	<u>Balance</u>
Bank of America - Concentration	\$ 98,534,507.71
Bank of Montreal - Concentration	\$ 106,458,661.99 (A)
Citibank - Concentration	\$ 86,407.71
JP Morgan Chase - Concentration	\$ 102,014,073.50 (B)
Wells Fargo - Concentration	\$ <u>-</u>
Total Ledger Balance for all Banks	\$ <u><u>307,093,650.91</u></u>

(A) \$100 million of this amount is related to the deposit of funds in an interest-bearing money market savings account, in accordance with the Treasurer's authority under California Government Code Section 53633.

(B) \$100 million of this amount is related to the deposit of funds in an interest-bearing money market savings account, in accordance with the Treasurer's authority under California Government Code Section 53633.

TREASURER'S ACTIVITY FOR JUNE 2025  
AND CASH AVAILABILITY  
FOR THE NEXT SIX-MONTH PERIOD

SCHEDULE D

Government Code Section 53646 (b) (3) requires the Treasurer and Tax Collector to include a statement in the investment report, denoting the ability of the Pooled Surplus Investment Fund to meet its disbursement requirements for the next six months.

The Los Angeles County Pooled Surplus Investment Fund consists of funds in its treasury deposited by various entities required to do so by statute, as well as those entities voluntarily depositing monies in accordance with Government Code Section 53684.

The Treasurer and Tax Collector is required to disburse monies placed in the treasury as directed by the Auditor-Controller, except for the making of legal investments, to the extent funds are transferred to one or more clearing funds in accordance with Government Code Section 29808.

The Treasurer and Tax Collector, in her projection of cash availability to disburse funds as directed by the Auditor-Controller, is relying exclusively on historical Pooled Surplus Investment Fund deposits and disbursements and future cash flow projections provided by the depositing entities. No representation is made as to an individual depositor's ability to meet their anticipated expenditures with anticipated revenues.

Summary of Activity for June 2025

Total Deposits	\$	6,511,582,873.56
Total Disbursements	\$	8,245,872,722.00
Discretionary Funds Liquidity Withdrawal Ratio:		
As of June 30, 2025		1.77

Six-Month Cash Availability Projection:

<u>Month</u>	<u>Investment</u>	<u>Deposits</u>	<u>Disbursements</u>	<u>Cumulative</u>
	<u>Maturities</u>			<u>Available Cash</u>
July	\$ 15,358,918,000.00	\$ 5,125,600,000.00	\$ 10,908,000,000.00	\$ 9,576,518,000.00
August	\$ 11,118,082,000.00	\$ 3,862,400,000.00	\$ 6,626,600,000.00	\$ 17,930,400,000.00
September	\$ 10,000,986,000.00	\$ 5,622,400,000.00	\$ 7,803,000,000.00	\$ 25,750,786,000.00
October	\$ 3,052,661,000.00	\$ 7,561,400,000.00	\$ 7,313,900,000.00	\$ 29,050,947,000.00
November	\$ 432,053,000.00	\$ 7,458,000,000.00	\$ 6,804,400,000.00	\$ 30,136,600,000.00
December	\$ 146,154,000.00	\$ 13,938,800,000.00	\$ 9,418,300,000.00	\$ 34,803,254,000.00

## TREASURER'S INVESTMENT STRATEGY

### SCHEDULE E

Two portfolios are maintained by the Los Angeles County Treasurer and Tax Collector (Treasurer).

The Pooled Surplus Investment (PSI) Portfolio is used to account for all pooled investments. The PSI strategy is to maintain principal and to provide sufficient cash to meet expenditure needs. The cash flow needs of our pool members are monitored daily to ensure that sufficient liquidity is maintained to meet the needs of participants. A review of the PSI Portfolio's cash flow projections at the preparation date of this report indicates that longer average days to maturity may be prudent. On August 30, 2021, the Treasurer increased the average days to maturity target range from between 1 and 3 years to between 1 and 4 years.

In June 2025, the Treasurer placed \$152.85 million in the Bank of Montreal Market Plus Account and \$100 million in JP Morgan Chase Money Market Account in accordance with the Treasurer's authority under California Government Code Section 53633. At month-end, \$100 million remained in the Bank of Montreal Money Market Plus Account and \$100 million in the JP Morgan Chase Money Market Account. These accounts are collateralized in accordance with California Government Code Section 53652. The balances and income are included in the Pool's earnings rate calculations.

The Specific Purpose Investment (SPI) Portfolio is used to account for specific investments requested by various entities to provide for specific needs not available if monies are placed in a pool. The individual investment strategies are targeted for the needs of the requesting entity.

Expected cash flow projections for the next twelve months continue to indicate that sufficient cash is available for participants' estimated needs. We will continue our basic investment philosophy to buy and hold to a designated maturity, high quality fixed income investments.

TREASURER AND TAX COLLECTOR  
REPORT OF INVESTMENTS  
DEFINITIONS OF SECURITIES

AGENCIES – Securities (debentures and notes) issued by Federal agencies, such as Federal Home Loan Banks (FHLB), and Federal Farm Credit Banks (FFCB). Agency Securities are issued on both a discount and coupon basis and have a variety of maturity periods. A few are backed by the full faith and credit of the United States Government, some are guaranteed by the Treasury or supported by the issuing agency's right to borrow from the Treasury, and some lack any formal governmental backing. Government National Mortgage Association (GNMA) and Federal Home Loan Mortgage Corp. (FHLMC) securities are mortgage-backed.

ASSET BACKED SECURITIES – Corporate notes secured by an identifiable pool of assets such as loans, leases, and installment contracts or trade receivables. The interest rate is fixed and paid either on a monthly or semi-annual basis. In some cases, a portion of the principal is also paid monthly.

BANKERS ACCEPTANCES – Negotiable time drafts drawn on foreign or domestic banks to finance the export, import, shipment, and storage of goods. The drafts are sold at a discount and redeemed by the accepting bank at maturity for full face value. Maturities range from one to 270 days.

COLLATERALIZED CERTIFICATES OF DEPOSIT – Non-negotiable instruments evidencing a time deposit made with a bank at a fixed rate of interest for a fixed period, secured by collateral such as United States Government securities or mortgages.

COMMERCIAL PAPER – Promissory notes with a maturity of one to 270 days issued in the open market by various economic entities to finance certain short-term credit needs. Notes are issued on a discount or interest-bearing basis.

CORPORATE NOTES – Unsecured, registered debt securities issued by corporations operating within the United States at fixed or variable rates of interest for a fixed period. Interest for floating rate corporate notes is payable periodically at a rate which is adjusted monthly according to a predetermined formula. Fixed rate corporate notes pay interest semi-annually.

GOVERNMENTS – Negotiable United States Treasury securities such as Treasury bills, notes and bonds. Treasury bills are issued on a discount basis in 1-month, 3-month, 6-month, and 52-week maturities. Treasury notes and bonds are coupon issues, with one to ten year and ten to thirty year maturities, respectively. Treasury securities are guaranteed as to principal and interest by the United States Government.

FORWARD CONTRACTS – Customized contracts traded in the Over The Counter Market where the holder of the contract is obligated to buy or sell a specific amount of an underlying asset at a specific price on a specific future date.

FUTURE CONTRACTS – Standardized contracts traded on recognized exchanges where the holder of the contract is obligated to buy or sell a specific amount of an underlying asset at a specific price on a specific future date.

INTEREST RATE SWAP AGREEMENT – Contractual agreement in which two parties agree to exchange interest payment streams for a specific term. There is no exchange of principal, but a “notional amount” is established to serve as the basis for calculating the interest payment.

LOCAL AGENCY INVESTMENT FUND – Shares of beneficial interest issued by the State of California pursuant to Government Code Section 16429.1.

MONEY MARKET FUND – Shares of beneficial interest issued by diversified management companies registered with the Securities and Exchange Commission in accordance with Section 270, 2a-7 of Title 17 of the Code of Federal Regulation.

MUNICIPALS – Debt securities issued by state and local governments and their agencies, usually in the form of bonds, notes and certificates of participation. These securities may be short or long-term, and normally coupon issues are secured in some manner by the borrower.

NEGOTIABLE CERTIFICATES OF DEPOSIT – Negotiable instruments evidencing a time deposit made with a commercial bank or thrift institution at a fixed rate of interest for a fixed period. Term certificates of deposits (CDs) are issued with maturities in excess of one year, and normally pay interest semi-annually. Eurodollar CDs are dollar-denominated CDs issued by foreign (mainly London) branches of major American and foreign commercial banks. Yankee CDs are dollar-denominated CDs issued by foreign commercial banks domiciled in the United States.

OPTION CONTRACTS – Contracts traded in either the Over the Counter Market or recognized exchanges where the purchaser has the right but not the obligation to buy or sell a specific amount of an underlying asset at a specific price within a specific time period.

PROMISSORY NOTE – An unsecured promise to pay between two entities. Notes are on a discount or interest-bearing basis.

REVERSE REPURCHASE AGREEMENTS – A reverse repurchase agreement consists of two simultaneous transactions. One is the sale of securities by the County to a bank or dealer. The other is the commitment by the County to repurchase the securities at the same price at a mutually agreed upon date. The County invests the cash proceeds

of the “sale” in other securities. The term of the reverse repurchase agreements may not exceed one year. The securities “sold” are typically treasury issues.

REPURCHASE AGREEMENTS – A repurchase agreement consists of two simultaneous transactions. One is the purchase of securities by the County from a bank or dealer. The other is the commitment by the County to sell the securities back at an agreed upon date and price. The term of the repurchase agreements may not exceed thirty days. The securities “purchased” are typically treasury issues.

SECURITIES LENDING AGREEMENTS – Agreements under which the County agrees to transfer securities to a borrower who, in turn agrees to provide collateral to the County. During the term of the agreement, both the securities and the collateral are held by a third party. At the conclusion of the agreement, the securities are transferred back to the County in return for the collateral.

SUPRANATIONALS – United States dollar denominated senior unsecured unsubordinated obligations issued or unconditionally guaranteed by any of the supranational institutions identified in Government Code Section 53601(Q) which are eligible for purchase and sale within the United States.

TRUST INVESTMENTS – Shares of beneficial interest issued by a joint powers authority organized pursuant to Government Code Section 6509.7 that invests in securities and obligations authorized in Section 53601 (a) to (o) of the Government Code.

TREASURER AND TAX COLLECTOR  
REPORT OF INVESTMENT TRANSACTIONS FOR JUNE 2025  
COMPLIANCE REPORT

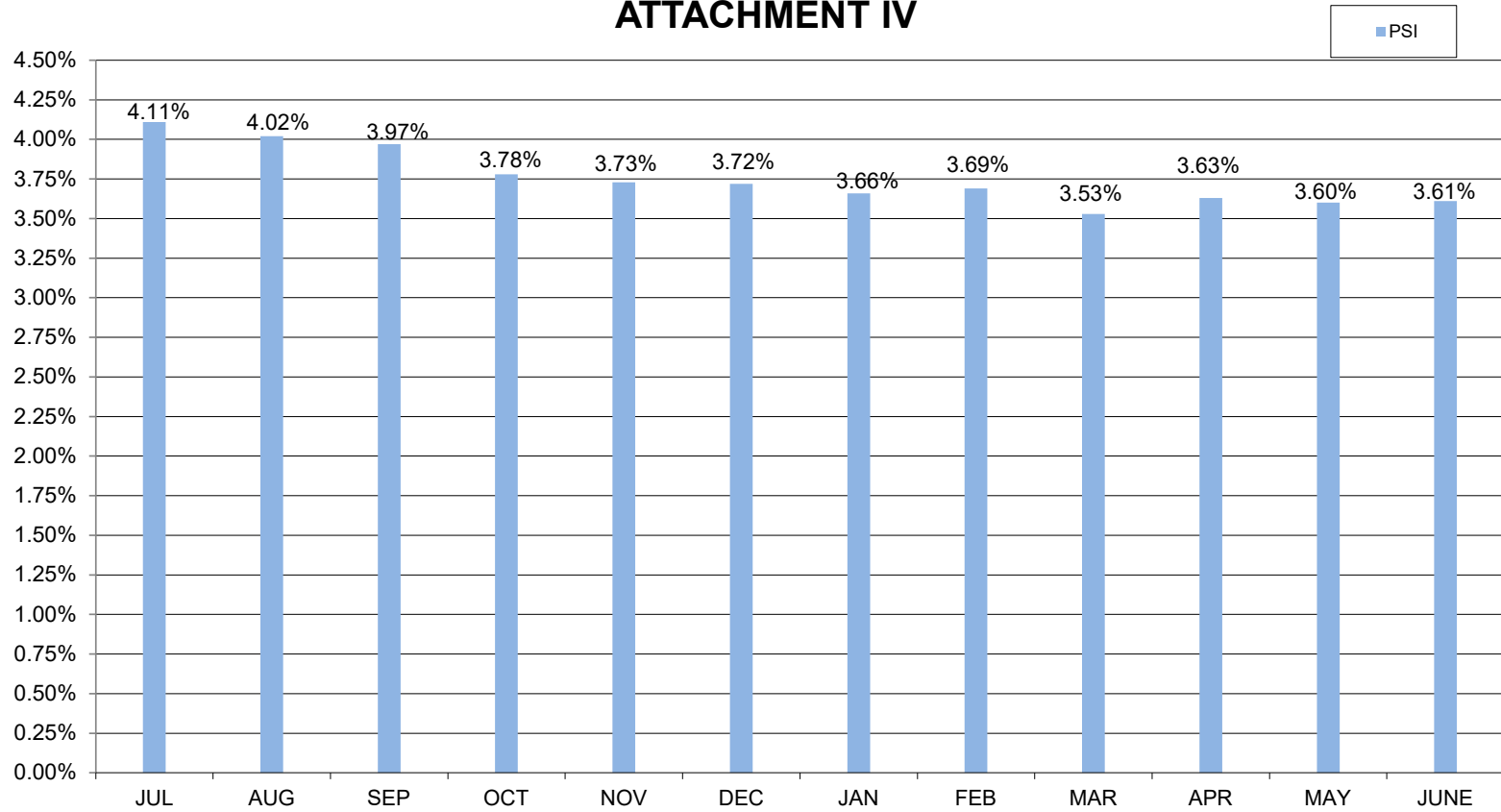
Portfolio Securities Not in Accordance with Treasurer Policy  
For the Month of June 2025

No exceptions noted.

LOS ANGELES COUNTY TREASURER  
 PERFORMANCE REPORT  
 PORTFOLIO COST  
 THROUGH JUNE 30, 2025  
 ATTACHMENT III

DAY	POOLED SURPLUS INVESTMENTS		SPECIFIC PURPOSE INVESTMENTS	
		TOTAL COST		TOTAL COST
06/01/2025	\$	60,641,214,573.97	\$	312,623,766.07
06/02/2025		59,580,607,106.65		312,645,942.47
06/03/2025		59,455,713,824.66		312,668,118.86
06/04/2025		59,569,824,575.23		312,690,295.26
06/05/2025		58,839,188,679.55		312,712,471.63
06/06/2025		58,519,970,891.11		312,734,648.03
06/07/2025		58,524,264,485.33		312,756,824.42
06/08/2025		58,528,558,079.55		312,779,000.80
06/09/2025		58,467,610,217.33		312,801,177.20
06/10/2025		58,339,218,317.92		312,823,353.57
06/11/2025		58,244,978,999.67		312,845,529.97
06/12/2025		58,226,520,146.96		312,867,706.36
06/13/2025		57,931,188,846.84		312,889,882.76
06/14/2025		57,935,413,084.55		312,912,059.13
06/15/2025		57,939,637,322.26		312,934,235.53
06/16/2025		57,712,046,634.00		312,956,411.92
06/17/2025		57,606,222,926.86		312,978,588.30
06/18/2025		57,630,461,371.41		313,000,764.70
06/19/2025		57,634,646,426.84		313,022,941.07
06/20/2025		57,507,029,275.56		313,045,117.47
06/21/2025		57,511,206,619.88		313,067,293.86
06/22/2025		57,515,383,964.19		313,089,470.26
06/23/2025		57,520,034,554.22		313,111,646.63
06/24/2025		59,092,722,931.69		313,133,823.03
06/25/2025		58,898,088,204.43		313,155,999.42
06/26/2025		59,436,803,527.62		233,169,042.47
06/27/2025		59,698,052,501.12		233,182,085.53
06/28/2025		59,702,511,960.89		233,195,128.57
06/29/2025		59,706,971,420.65		233,208,171.63
06/30/2025		58,867,676,236.70		233,221,214.70
	<b>\$</b>	<b>58,559,458,923.59</b>	<b>\$</b>	<b>299,607,423.72</b>

**LOS ANGELES COUNTY TREASURER  
EARNINGS RATE ON INVESTMENTS  
FISCAL YEAR 2024-25  
ATTACHMENT IV**



**LOS ANGELES COUNTY TREASURER  
NET INCOME FOR THE MONTH-ENDED JUNE 30, 2025 (ACCRUAL BASIS)  
ATTACHMENT V**

	<b>POOLED SURPLUS INVESTMENT TRADING/NON-TRADING</b>	<b>SPECIFIC PURPOSE INVESTMENT</b>
Revenues:		
Interest Earnings	\$ 45,509,956	\$ 155,912
Gains (Losses) on Sales/Calls of Non-Trading Securities	12,489	-
Gains (Losses) on Sales of Trading Securities		
Amortization/Accretion	<u>129,105,088</u>	<u>619,625</u>
Total Revenues	<u>\$ 174,627,533</u>	<u>\$ 775,537</u>
Expenses:		
Interest Expense	-	-
*Investment Management Fee	<u>-</u>	<u>10,409</u>
	<u>\$ -</u>	<u>\$ 10,409</u>
NET INCOME	<u>\$ 174,627,533</u>	<u>\$ 765,128</u>

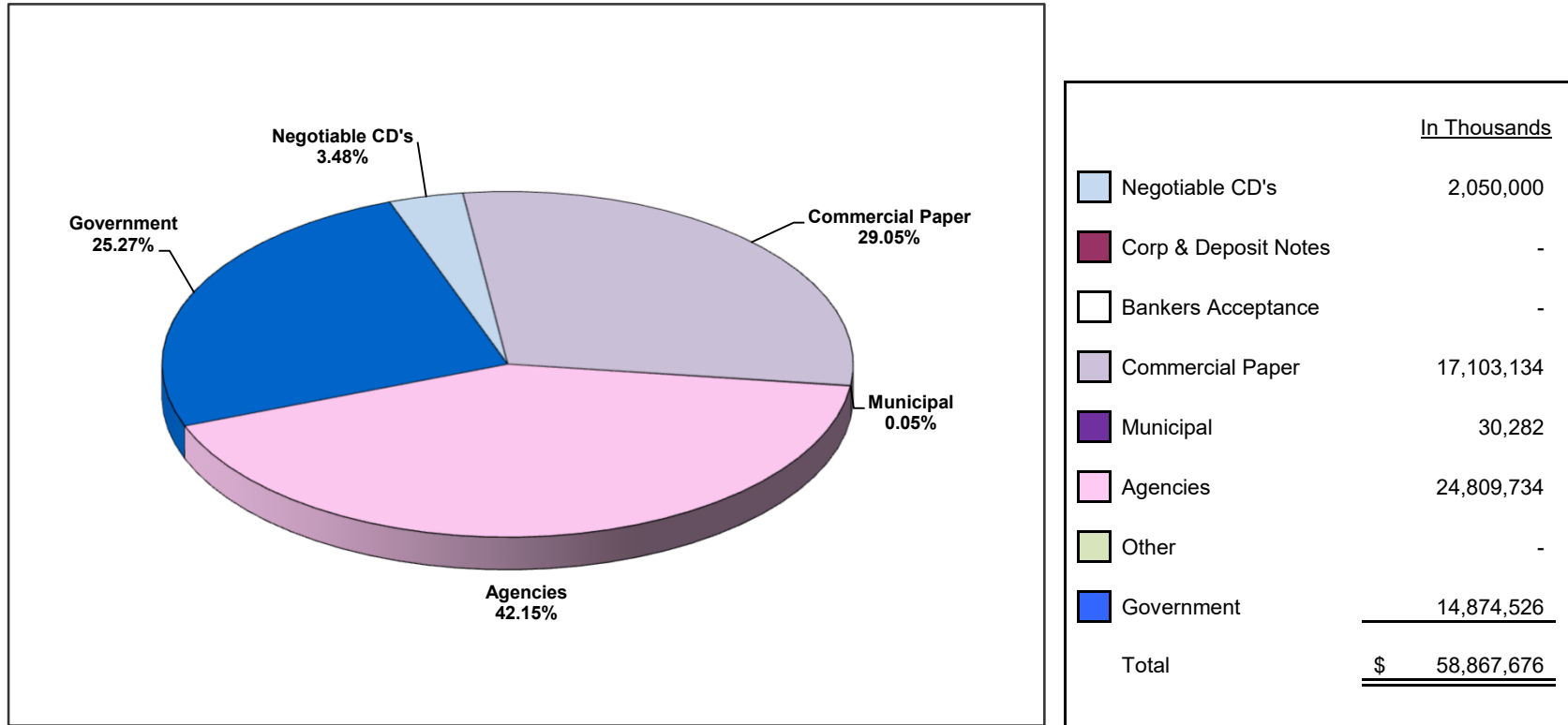
\*Estimated and later adjusted.

**LOS ANGELES COUNTY TREASURER**  
**PSI COMPOSITION**  
**JUNE 30, 2025**  
**ATTACHMENT VI**

**PSI PORTFOLIO PARTICIPATION COMPOSITION**

<u>Entity</u>	<u>Non-Discretionary</u>	<u>Discretionary</u>
Consolidated School Districts	53.75%	
Los Angeles County and Related Entities	40.37%	
Consolidated Sanitation Districts		1.58%
Metropolitan Transportation Authority		0.91%
Miscellaneous Agencies Pooled Investments		0.69%
South Coast Air Quality Management District		2.57%
Miscellaneous		0.01%
Subtotal	94.12%	5.76%
County Bond Proceeds and Repayment Funds		0.12%
<b>Grand Total</b>	<b>94.12%</b>	<b>5.88%</b>

**LOS ANGELES COUNTY TREASURER  
COMPOSITION OF PSI PORTFOLIO BY SECURITY TYPE  
AS OF JUNE 2025  
ATTACHMENT VII**



*Investment Composition Is In Compliance With The Los Angeles County Treasurer's Investment Policy.*

LOS ANGELES COUNTY TREASURER  
 INVESTMENT TRANSACTIONS JOURNAL  
 PURCHASE DETAIL REPORT  
 GROUP: POOLED SURPLUS INVESTMENTS  
 FOR THE PERIOD: JUNE 1, 2025 TO JUNE 30, 2025  
 ATTACHMENT VIII

Account	Original Trs ID	Description	Settle Date	Maturity Date	Rate	PAR	Principal	Accr Interest	Broker/Dealer
NTRD	1571788932	FHLBANKS D NOTE 09/03/25	06/04/2025	09/03/2025	4.23000	50,000,000.00	49,465,375.00	0.00	BANCROFT CAPITAL, LLC
NTRD	1571788935	FHLBANKS D NOTE 09/03/25	06/04/2025	09/03/2025	4.23000	50,000,000.00	49,465,375.00	0.00	MIZUHO SECURITIES USA LLC
NTRD	1571788938	FHLBANKS D NOTE 09/03/25	06/04/2025	09/03/2025	4.23000	50,000,000.00	49,465,375.00	0.00	PIPER SANDLER COMPANIES
NTRD	1571789904	FED FARM CR BNKS D NOTE 07/31/25	06/03/2025	07/31/2025	4.23000	50,000,000.00	49,659,250.00	0.00	MIZUHO SECURITIES USA LLC
NTRD	1573093429	FREDDIE MAC D NOTE 08/18/25	06/04/2025	08/18/2025	4.20000	43,501,000.00	43,120,366.25	0.00	RAYMOND, JAMES & ASSOC.INC
NTRD	1573093430	FREDDIE MAC D NOTE 08/18/25	06/04/2025	08/18/2025	4.20000	50,000,000.00	49,562,500.00	0.00	RAYMOND, JAMES & ASSOC.INC
NTRD	1574036158	FHLBANKS D NOTE 09/05/25	06/06/2025	09/05/2025	4.22900	50,000,000.00	49,465,501.39	0.00	BANCROFT CAPITAL, LLC
NTRD	1574036159	FHLBANKS D NOTE 09/05/25	06/06/2025	09/05/2025	4.22900	50,000,000.00	49,465,501.39	0.00	MIZUHO SECURITIES USA LLC
NTRD	1575338595	FHLBANKS D NOTE 08/29/25	06/06/2025	08/29/2025	4.21500	22,371,000.00	22,150,981.22	0.00	MISCHLER FINANCIAL GROUP INC.
NTRD	1576702541	FREDDIE MAC D NOTE 08/18/25	06/09/2025	08/18/2025	4.20000	50,000,000.00	49,591,666.67	0.00	MISCHLER FINANCIAL GROUP INC.
NTRD	1576702542	FREDDIE MAC D NOTE 08/18/25	06/09/2025	08/18/2025	4.20000	50,000,000.00	49,591,666.67	0.00	MISCHLER FINANCIAL GROUP INC.
NTRD	1576702547	FED FARM CR BNKS D NOTE 08/15/25	06/09/2025	08/15/2025	4.23000	50,000,000.00	49,606,375.00	0.00	PIPER SANDLER COMPANIES
NTRD	1577724774	FHLBANKS D NOTE 09/10/25	06/11/2025	09/10/2025	4.22400	50,000,000.00	49,466,133.33	0.00	BANCROFT CAPITAL, LLC
NTRD	1578710551	FHLBANKS D NOTE 09/05/25	06/11/2025	09/05/2025	4.20500	30,098,000.00	29,795,657.23	0.00	MISCHLER FINANCIAL GROUP INC.
NTRD	1579727621	FED FARM CR BNKS D NOTE 08/21/25	06/12/2025	08/21/2025	4.23000	50,000,000.00	49,588,750.00	0.00	MIZUHO SECURITIES USA LLC
NTRD	1579727622	FHLBANKS D NOTE 08/29/25	06/12/2025	08/29/2025	4.20500	39,441,000.00	39,081,659.62	0.00	GREAT PACIFIC SECURITIES
NTRD	1579727625	FHLBANKS D NOTE 09/12/25	06/13/2025	09/12/2025	4.22500	50,000,000.00	49,466,006.94	0.00	BANCROFT CAPITAL, LLC
NTRD	1581041902	FHLBANKS D NOTE 09/02/25	06/13/2025	09/02/2025	4.20000	21,606,000.00	21,401,823.30	0.00	GREAT PACIFIC SECURITIES
NTRD	1584720936	FREDDIE MAC D NOTE 08/25/25	06/17/2025	08/25/2025	4.20500	32,949,000.00	32,683,444.79	0.00	MISCHLER FINANCIAL GROUP INC.
NTRD	1584720938	FED FARM CR BNKS D NOTE 08/25/25	06/17/2025	08/25/2025	4.22000	50,000,000.00	49,595,583.33	0.00	FHN FINANCIAL CAPITAL MARKETS
NTRD	1584720939	FREDDIE MAC D NOTE 08/29/25	06/17/2025	08/29/2025	4.20500	50,000,000.00	49,573,659.72	0.00	RAYMOND, JAMES & ASSOC.INC
NTRD	1584720940	FREDDIE MAC D NOTE 08/29/25	06/17/2025	08/29/2025	4.20500	50,000,000.00	49,573,659.72	0.00	RAYMOND, JAMES & ASSOC.INC
NTRD	1585664051	FHLBANKS D NOTE 09/19/25	06/20/2025	09/19/2025	4.23300	50,000,000.00	49,464,995.83	0.00	BANCROFT CAPITAL, LLC
NTRD	1585664052	FREDDIE MAC D NOTE 08/15/25	06/18/2025	08/15/2025	4.20500	50,000,000.00	49,661,263.89	0.00	GREAT PACIFIC SECURITIES
NTRD	1585664055	FHLBANKS D NOTE 09/19/25	06/20/2025	09/19/2025	4.23300	50,000,000.00	49,464,995.83	0.00	PIPER SANDLER COMPANIES
NTRD	1585664059	FREDDIE MAC D NOTE 08/15/25	06/18/2025	08/15/2025	4.20500	28,591,000.00	28,397,303.92	0.00	GREAT PACIFIC SECURITIES
NTRD	1587198826	FHLBANKS D NOTE 09/08/25	06/20/2025	09/08/2025	4.19500	50,000,000.00	49,533,888.89	0.00	BLAYLOCK VAN, LLC
NTRD	1587198831	FED FARM CR BNKS D NOTE 08/15/25	06/20/2025	08/15/2025	4.23000	50,000,000.00	49,671,000.00	0.00	MIZUHO SECURITIES USA LLC
NTRD	1587198832	FHLBANKS D NOTE 09/08/25	06/20/2025	09/08/2025	4.19500	50,000,000.00	49,533,888.89	0.00	BLAYLOCK VAN, LLC
NTRD	1588875372	FHLBANKS D NOTE 09/08/25	06/23/2025	09/08/2025	4.19500	20,524,000.00	20,339,845.56	0.00	US BANCORP ADVISORS
NTRD	1588875373	FREDDIE MAC D NOTE 08/29/25	06/23/2025	08/29/2025	4.20500	50,000,000.00	49,608,701.39	0.00	MIZUHO SECURITIES USA LLC
NTRD	1589656629	FHLBANKS D NOTE 08/07/25	06/24/2025	08/07/2025	4.21500	50,000,000.00	49,742,416.67	0.00	SIEBERT WILLIAMS SHANK CO. & LLC
NTRD	1589656634	FHLBANKS D NOTE 09/15/25	06/24/2025	09/15/2025	4.19500	50,000,000.00	49,516,409.72	0.00	INSPEREX LLC
NTRD	1589656642	FHLBANKS D NOTE 09/15/25	06/24/2025	09/15/2025	4.19500	50,000,000.00	49,516,409.72	0.00	INSPEREX LLC
NTRD	1589656646	FHLBANKS D NOTE 08/20/25	06/25/2025	08/20/2025	4.22300	50,000,000.00	49,671,544.44	0.00	BANCROFT CAPITAL, LLC
NTRD	1589656648	FHLBANKS D NOTE 08/07/25	06/24/2025	08/07/2025	4.21500	50,000,000.00	49,742,416.67	0.00	SIEBERT WILLIAMS SHANK CO. & LLC
NTRD	1589656649	FREDDIE MAC D NOTE 09/10/25	06/24/2025	09/10/2025	4.19500	50,000,000.00	49,545,541.67	0.00	MIZUHO SECURITIES USA LLC
NTRD	1589656651	FREDDIE MAC D NOTE 09/10/25	06/24/2025	09/10/2025	4.19500	50,000,000.00	49,545,541.67	0.00	MIZUHO SECURITIES USA LLC
NTRD	1592547080	FHLBANKS D NOTE 07/09/25	06/26/2025	07/09/2025	4.15000	50,000,000.00	49,925,069.44	0.00	BLAYLOCK VAN, LLC
NTRD	1592547085	FHLBANKS D NOTE 08/22/25	06/27/2025	08/22/2025	4.21700	50,000,000.00	49,672,011.11	0.00	BANCROFT CAPITAL, LLC
NTRD	1592547088	FHLBANKS D NOTE 08/22/25	06/27/2025	08/22/2025	4.21700	50,000,000.00	49,672,011.11	0.00	BANCROFT CAPITAL, LLC
NTRD	1592547092	FHLBANKS D NOTE 07/09/25	06/26/2025	07/09/2025	4.15000	50,000,000.00	49,925,069.44	0.00	BLAYLOCK VAN, LLC
NTRD	1593261943	FHLBANKS D NOTE 08/18/25	06/27/2025	08/18/2025	4.22000	23,940,000.00	23,794,072.40	0.00	MISCHLER FINANCIAL GROUP INC.
<b>AGENCIES TOTAL</b>						<b>1,963,021,000.00</b>	<b>1,946,780,709.83</b>	<b>0.00</b>	
NTRD	1567014993	CREDIT AGRI NY 4.380 09/04/25	06/02/2025	09/04/2025	4.38000	50,000,000.00	50,000,000.00	0.00	TULLETT PREBON FINANCIAL SVCS LLC
NTRD	1571931266	TORONTO DOM NY 4.410 09/05/25	06/06/2025	09/05/2025	4.41000	50,000,000.00	50,000,000.00	0.00	TULLETT PREBON FINANCIAL SVCS LLC
NTRD	1571931267	TORONTO DOM NY 4.410 09/05/25	06/06/2025	09/05/2025	4.41000	50,000,000.00	50,000,000.00	0.00	TULLETT PREBON FINANCIAL SVCS LLC
NTRD	1577746169	CREDIT AGRI NY 4.390 09/12/25	06/12/2025	09/12/2025	4.39000	50,000,000.00	50,000,000.00	0.00	TULLETT PREBON FINANCIAL SVCS LLC
NTRD	1577746171	BNP PARIBAS NY 4.390 09/12/25	06/12/2025	09/12/2025	4.39000	50,000,000.00	50,000,000.00	0.00	PIPER SANDLER COMPANIES
NTRD	1581048783	SVNSKA HNDLSB NY 4.380 09/15/25	06/17/2025	09/15/2025	4.38000	50,000,000.00	50,000,000.00	0.00	TULLETT PREBON FINANCIAL SVCS LLC
NTRD	1585677972	DNB NEW YORK 4.380 09/22/25	06/23/2025	09/22/2025	4.38000	50,000,000.00	50,000,000.00	0.00	TULLETT PREBON FINANCIAL SVCS LLC
NTRD	1587216593	NORDEA BK NY 4.380 11/07/25	06/24/2025	11/07/2025	4.38000	50,000,000.00	50,000,000.00	0.00	TULLETT PREBON FINANCIAL SVCS LLC
NTRD	1587216594	NORDEA BK NY 4.380 11/07/25	06/24/2025	11/07/2025	4.38000	50,000,000.00	50,000,000.00	0.00	TULLETT PREBON FINANCIAL SVCS LLC
NTRD	1590551510	TORONTO DOM NY 4.400 10/01/25	06/27/2025	10/01/2025	4.40000	50,000,000.00	50,000,000.00	0.00	TULLETT PREBON FINANCIAL SVCS LLC
NTRD	1590551511	TORONTO DOM NY 4.400 10/01/25	06/27/2025	10/01/2025	4.40000	50,000,000.00	50,000,000.00	0.00	TULLETT PREBON FINANCIAL SVCS LLC
<b>CDS TOTAL</b>						<b>550,000,000.00</b>	<b>550,000,000.00</b>	<b>0.00</b>	

LOS ANGELES COUNTY TREASURER  
INVESTMENT TRANSACTIONS JOURNAL  
PURCHASE DETAIL REPORT  
GROUP: POOLED SURPLUS INVESTMENTS  
FOR THE PERIOD: JUNE 1, 2025 TO JUNE 30, 2025  
ATTACHMENT VIII

Account	Original Trs ID	Description	Settle Date	Maturity Date	Rate	PAR	Principal	Accr Interest	Broker/Dealer
NTRD	1567014996	OLD LINE FDG 09/05/25	06/03/2025	09/05/2025	4.31000	50,000,000.00	49,437,305.56	0.00	RBC CAPITAL MARKETS, LLC
NTRD	1567042437	OLD LINE FDG 09/05/25	06/03/2025	09/05/2025	4.31000	50,000,000.00	49,437,305.56	0.00	RBC CAPITAL MARKETS, LLC
NTRD	1569623260	CANCARA ASSETSEC 09/30/25	06/03/2025	09/30/2025	4.34000	50,000,000.00	49,282,694.44	0.00	J.P. MORGAN SECURITIES LLC
NTRD	1569623261	CANCARA ASSETSEC 09/30/25	06/03/2025	09/30/2025	4.34000	10,000,000.00	9,856,538.89	0.00	J.P. MORGAN SECURITIES LLC
NTRD	1569623264	CANCARA ASSETSEC 09/30/25	06/03/2025	09/30/2025	4.34000	50,000,000.00	49,282,694.44	0.00	J.P. MORGAN SECURITIES LLC
NTRD	1569623265	TD 08/20/25	06/02/2025	08/20/2025	4.32000	50,000,000.00	49,526,000.00	0.00	BLAYLOCK VAN, LLC
NTRD	1569644745	CHARIOT FUNDING 08/20/25	06/04/2025	08/20/2025	4.37000	50,000,000.00	49,532,652.78	0.00	J.P. MORGAN SECURITIES LLC
NTRD	1569644746	CHARIOT FUNDING 08/29/25	06/04/2025	08/29/2025	4.37000	50,000,000.00	49,478,027.78	0.00	J.P. MORGAN SECURITIES LLC
NTRD	1569644748	CRC FUNDING 10/03/25	06/03/2025	10/03/2025	4.36000	50,000,000.00	49,261,222.22	0.00	MISCHLER FINANCIAL GROUP INC.
NTRD	1569644749	TOYOTA MOTOR CRD 10/27/25	06/02/2025	10/27/2025	4.38000	50,000,000.00	49,105,750.00	0.00	TOYOTA MOTOR CREDIT CORPORATION
NTRD	1569644750	TOYOTA MOTOR CRD 10/27/25	06/02/2025	10/27/2025	4.38000	50,000,000.00	49,105,750.00	0.00	TOYOTA MOTOR CREDIT CORPORATION
NTRD	1569644751	UNILEVER CAPITAL 08/14/25	06/04/2025	08/14/2025	4.34000	50,000,000.00	49,572,027.78	0.00	BANK OF AMERICA (REPO)
NTRD	1569644752	CAFCO 10/03/25	06/04/2025	10/03/2025	4.37000	50,000,000.00	49,265,597.22	0.00	CITIGROUP GLOBAL MRKT INC
NTRD	1569644753	CHARIOT FUNDING 08/29/25	06/04/2025	08/29/2025	4.37000	25,000,000.00	24,739,013.89	0.00	J.P. MORGAN SECURITIES LLC
NTRD	1569644755	CAFCO 10/03/25	06/04/2025	10/03/2025	4.37000	50,000,000.00	49,265,597.22	0.00	CITIGROUP GLOBAL MRKT INC
NTRD	1569644756	CHARIOT FUNDING 08/20/25	06/04/2025	08/20/2025	4.37000	50,000,000.00	49,532,652.78	0.00	J.P. MORGAN SECURITIES LLC
NTRD	1569644757	JUPITER SECU 08/08/25	06/02/2025	08/08/2025	4.37000	50,000,000.00	49,593,347.22	0.00	RBC CAPITAL MARKETS, LLC
NTRD	1571812221	SHEFFIELD RECEIV 09/05/25	06/03/2025	09/05/2025	4.39000	50,000,000.00	49,426,861.11	0.00	BLAYLOCK VAN, LLC
NTRD	1573093424	JOHNSON&JOHNSON 09/04/25	06/04/2025	09/04/2025	4.26000	50,000,000.00	49,455,666.67	0.00	LOOP CAPITAL MARKETS, LLC
NTRD	1573093425	OLD LINE FDG 09/10/25	06/06/2025	09/10/2025	4.31000	50,000,000.00	49,425,333.33	0.00	CITIGROUP GLOBAL MRKT INC
NTRD	1573093427	PROCTER GAMBLE 09/17/25	06/04/2025	09/17/2025	4.27000	50,000,000.00	49,377,291.67	0.00	BLAYLOCK VAN, LLC
NTRD	1573093431	CANCARA ASSETSEC 09/10/25	06/04/2025	09/10/2025	4.32000	45,000,000.00	44,470,800.00	0.00	J.P. MORGAN SECURITIES LLC
NTRD	1573108182	CIESCO 10/06/25	06/06/2025	10/06/2025	4.36000	50,000,000.00	49,261,222.22	0.00	BLAYLOCK VAN, LLC
NTRD	1574036154	ATLANTIC AST SEC 09/08/25	06/05/2025	09/08/2025	4.36000	25,000,000.00	24,712,361.11	0.00	J.P. MORGAN SECURITIES LLC
NTRD	1574036156	JUPITER SECU 09/08/25	06/06/2025	09/08/2025	4.37000	50,000,000.00	49,429,472.22	0.00	J.P. MORGAN SECURITIES LLC
NTRD	1574036160	JUPITER SECU 09/08/25	06/09/2025	09/08/2025	4.37000	50,000,000.00	49,447,680.56	0.00	J.P. MORGAN SECURITIES LLC
NTRD	1574036161	OLD LINE FDG 09/08/25	06/09/2025	09/08/2025	4.31000	50,000,000.00	49,455,263.89	0.00	CITIGROUP GLOBAL MRKT INC
NTRD	1574036162	SHEFFIELD RECEIV 08/25/25	06/05/2025	08/25/2025	4.37000	50,000,000.00	49,508,375.00	0.00	GREAT PACIFIC SECURITIES
NTRD	1574036163	CREDIT AGRI NY 09/08/25	06/05/2025	09/08/2025	4.33500	50,000,000.00	49,428,020.83	0.00	BLAYLOCK VAN, LLC
NTRD	1575338591	FAYETE AST SECUR 09/10/25	06/06/2025	09/10/2025	4.36000	20,000,000.00	19,767,466.67	0.00	J.P. MORGAN SECURITIES LLC
NTRD	1575338594	SHEFFIELD RECEIV 09/05/25	06/06/2025	09/05/2025	4.37000	50,000,000.00	49,447,680.56	0.00	LOOP CAPITAL MARKETS, LLC
NTRD	1575338596	FAYETE AST SECUR 09/10/25	06/06/2025	09/10/2025	4.36000	50,000,000.00	49,418,666.67	0.00	J.P. MORGAN SECURITIES LLC
NTRD	1575338597	EMERSON ELECTRIC 09/18/25	06/06/2025	09/18/2025	4.34000	50,000,000.00	49,373,111.11	0.00	BLAYLOCK VAN, LLC
NTRD	1575338598	CHARIOT FUNDING 09/05/25	06/06/2025	09/05/2025	4.37000	50,000,000.00	49,447,680.56	0.00	RBC CAPITAL MARKETS, LLC
NTRD	1575342292	ATLANTIC AST SEC 09/11/25	06/09/2025	09/11/2025	4.35000	50,000,000.00	49,432,083.33	0.00	J.P. MORGAN SECURITIES LLC
NTRD	1575342293	ATLANTIC AST SEC 09/11/25	06/09/2025	09/11/2025	4.35000	50,000,000.00	49,432,083.33	0.00	PIPER SANDLER COMPANIES
NTRD	1576702546	TOYOTA MOTOR CRD 10/30/25	06/10/2025	10/30/2025	4.38000	50,000,000.00	49,136,166.67	0.00	TOYOTA MOTOR CREDIT CORPORATION
NTRD	1576702549	TOYOTA MOTOR CRD 10/30/25	06/10/2025	10/30/2025	4.38000	50,000,000.00	49,136,166.67	0.00	TOYOTA MOTOR CREDIT CORPORATION
NTRD	1576702550	CRC FUNDING 10/01/25	06/09/2025	10/01/2025	4.37000	50,000,000.00	49,308,083.33	0.00	GREAT PACIFIC SECURITIES
NTRD	1576702551	CRC FUNDING 10/01/25	06/10/2025	10/01/2025	4.37000	50,000,000.00	49,314,152.78	0.00	BLAYLOCK VAN, LLC
NTRD	1576702552	CRC FUNDING 10/01/25	06/10/2025	10/01/2025	4.37000	50,000,000.00	49,314,152.78	0.00	BLAYLOCK VAN, LLC
NTRD	1576702553	EMERSON ELECTRIC 09/29/25	06/10/2025	09/29/2025	4.33000	50,000,000.00	49,332,458.33	0.00	LOOP CAPITAL MARKETS, LLC
NTRD	1577724770	COCA-COLA 09/08/25	06/10/2025	09/08/2025	4.30000	8,250,000.00	8,161,312.50	0.00	SIEBERT WILLIAMS SHANK CO. & LLC
NTRD	1577724772	CAFCO 10/08/25	06/10/2025	10/08/2025	4.38000	50,000,000.00	49,270,000.00	0.00	CITIGROUP GLOBAL MRKT INC
NTRD	1577724773	COCA-COLA 09/08/25	06/10/2025	09/08/2025	4.30000	50,000,000.00	49,462,500.00	0.00	SIEBERT WILLIAMS SHANK CO. & LLC
NTRD	1577724776	ATLANTIC AST SEC 09/12/25	06/10/2025	09/12/2025	4.37000	50,000,000.00	49,429,472.22	0.00	BLAYLOCK VAN, LLC
NTRD	1577724777	CAFCO 10/08/25	06/10/2025	10/08/2025	4.38000	50,000,000.00	49,270,000.00	0.00	CITIGROUP GLOBAL MRKT INC
NTRD	1577746170	JUPITER SECU 09/11/25	06/12/2025	09/11/2025	4.36000	50,000,000.00	49,448,944.44	0.00	MISCHLER FINANCIAL GROUP INC.
NTRD	1577746172	JUPITER SECU 09/11/25	06/12/2025	09/11/2025	4.36000	50,000,000.00	49,448,944.44	0.00	MISCHLER FINANCIAL GROUP INC.
NTRD	1578710550	SHEFFIELD RECEIV 09/08/25	06/11/2025	09/08/2025	4.37000	50,000,000.00	49,459,819.44	0.00	GREAT PACIFIC SECURITIES
NTRD	1578710552	CHARIOT FUNDING 09/12/25	06/12/2025	09/12/2025	4.37000	50,000,000.00	49,441,611.11	0.00	PIPER SANDLER COMPANIES
NTRD	1578710553	ATLANTIC AST SEC 09/15/25	06/11/2025	09/15/2025	4.37000	50,000,000.00	49,417,333.33	0.00	J.P. MORGAN SECURITIES LLC
NTRD	1578710554	SHEFFIELD RECEIV 08/08/25	06/11/2025	08/08/2025	4.38000	50,000,000.00	49,647,166.67	0.00	BLAYLOCK VAN, LLC
NTRD	1578710555	CHARIOT FUNDING 09/12/25	06/12/2025	09/12/2025	4.37000	50,000,000.00	49,441,611.11	0.00	PIPER SANDLER COMPANIES
NTRD	1579727618	SHEFFIELD RECEIV 09/08/25	06/12/2025	09/08/2025	4.38000	50,000,000.00	49,464,666.67	0.00	BLAYLOCK VAN, LLC
NTRD	1579727620	EMERSON ELECTRIC 10/01/25	06/12/2025	10/01/2025	4.32000	50,000,000.00	49,334,000.00	0.00	LOOP CAPITAL MARKETS, LLC
NTRD	1579727624	MONT BLANC CAPTL 09/15/25	06/12/2025	09/15/2025	4.38000	45,842,000.00	45,312,142.88	0.00	CITIGROUP GLOBAL MRKT INC
NTRD	1579727626	THUNDER BAY FDG 09/15/25	06/17/2025	09/15/2025	4.31000	50,000,000.00	49,461,250.00	0.00	RBC CAPITAL MARKETS, LLC

LOS ANGELES COUNTY TREASURER  
INVESTMENT TRANSACTIONS JOURNAL  
PURCHASE DETAIL REPORT  
GROUP: POOLED SURPLUS INVESTMENTS  
FOR THE PERIOD: JUNE 1, 2025 TO JUNE 30, 2025  
ATTACHMENT VIII

Account	Original Trs ID	Description	Settle Date	Maturity Date	Rate	PAR	Principal	Accr Interest	Broker/Dealer
NTRD	1581041897	MONT BLANC CAPTL 06/30/25 MATD	06/16/2025	06/30/2025	4.36000	31,457,000.00	31,403,662.91	0.00	ING FINANCIAL MARKETS LLC
NTRD	1581041898	OLD LINE FDG 09/15/25	06/17/2025	09/15/2025	4.31000	50,000,000.00	49,461,250.00	0.00	BANK OF AMERICA
NTRD	1581041899	FAYETE AST SECUR 09/12/25	06/13/2025	09/12/2025	4.38000	50,000,000.00	49,446,416.67	0.00	RBC CAPITAL MARKETS, LLC
NTRD	1581041900	CANCARA ASSETSEC 10/10/25	06/13/2025	10/10/2025	4.32000	50,000,000.00	49,286,000.00	0.00	J.P. MORGAN SECURITIES LLC
NTRD	1581041901	JUPITER SECU 09/15/25	06/17/2025	09/15/2025	4.37000	50,000,000.00	49,453,750.00	0.00	J.P. MORGAN SECURITIES LLC
NTRD	1581041903	JUPITER SECU 09/15/25	06/17/2025	09/15/2025	4.37000	50,000,000.00	49,453,750.00	0.00	J.P. MORGAN SECURITIES LLC
NTRD	1581041904	CIESCO 10/08/25	06/13/2025	10/08/2025	4.35000	25,000,000.00	24,646,562.50	0.00	LOOP CAPITAL MARKETS, LLC
NTRD	1581041905	CANCARA ASSETSEC 10/10/25	06/13/2025	10/10/2025	4.32000	50,000,000.00	49,286,000.00	0.00	J.P. MORGAN SECURITIES LLC
NTRD	1581041907	FAYETE AST SECUR 09/12/25	06/13/2025	09/12/2025	4.38000	50,000,000.00	49,446,416.67	0.00	RBC CAPITAL MARKETS, LLC
NTRD	1581041908	CIESCO 10/08/25	06/13/2025	10/08/2025	4.35000	50,000,000.00	49,293,125.00	0.00	LOOP CAPITAL MARKETS, LLC
NTRD	1581041909	MONT BLANC CAPTL 06/30/25 MATD	06/16/2025	06/30/2025	4.36000	50,000,000.00	49,915,222.22	0.00	ING FINANCIAL MARKETS LLC
NTRD	1581043104	EMERSON ELECTRIC 09/15/25	06/13/2025	09/15/2025	4.33000	50,000,000.00	49,434,694.44	0.00	MISCHLER FINANCIAL GROUP INC.
NTRD	1582409870	ATLANTIC AST SEC 08/20/25	06/16/2025	08/20/2025	4.37000	50,000,000.00	49,605,486.11	0.00	MISCHLER FINANCIAL GROUP INC.
NTRD	1582424910	MONT BLANC CAPTL 10/16/25	06/18/2025	10/16/2025	4.36000	50,000,000.00	49,273,333.33	0.00	LOOP CAPITAL MARKETS, LLC
NTRD	1582424911	FAYETE AST SECUR 09/19/25	06/18/2025	09/19/2025	4.39000	50,000,000.00	49,432,958.33	0.00	RBC CAPITAL MARKETS, LLC
NTRD	1582424912	FAYETE AST SECUR 10/06/25	06/20/2025	10/06/2025	4.40000	50,000,000.00	49,340,000.00	0.00	J.P. MORGAN SECURITIES LLC
NTRD	1582424913	FAYETE AST SECUR 09/19/25	06/18/2025	09/19/2025	4.39000	50,000,000.00	49,432,958.33	0.00	RBC CAPITAL MARKETS, LLC
NTRD	1582424914	FAYETE AST SECUR 10/06/25	06/20/2025	10/06/2025	4.40000	50,000,000.00	49,340,000.00	0.00	J.P. MORGAN SECURITIES LLC
NTRD	1582424915	MONT BLANC CAPTL 10/16/25	06/18/2025	10/16/2025	4.36000	37,704,000.00	37,156,035.20	0.00	LOOP CAPITAL MARKETS, LLC
NTRD	1584720933	PROCTER GAMBLE 09/24/25	06/17/2025	09/24/2025	4.30000	40,000,000.00	39,527,000.00	0.00	LOOP CAPITAL MARKETS, LLC
NTRD	1584720934	CANCARA ASSETSEC 10/15/25	06/17/2025	10/15/2025	4.34000	40,000,000.00	39,421,333.33	0.00	J.P. MORGAN SECURITIES LLC
NTRD	1584720935	CANCARA ASSETSEC 10/15/25	06/17/2025	10/15/2025	4.34000	50,000,000.00	49,276,666.67	0.00	J.P. MORGAN SECURITIES LLC
NTRD	1584720937	SHEFFIELD RECEIV 09/10/25	06/17/2025	09/10/2025	4.37000	50,000,000.00	49,484,097.22	0.00	GREAT PACIFIC SECURITIES
NTRD	1585664050	THUNDER BAY FDG 09/18/25	06/18/2025	09/18/2025	4.31000	50,000,000.00	49,449,277.78	0.00	RBC CAPITAL MARKETS, LLC
NTRD	1585664053	CANCARA ASSETSEC 10/20/25	06/18/2025	10/20/2025	4.33000	50,000,000.00	49,254,277.78	0.00	J.P. MORGAN SECURITIES LLC
NTRD	1585664057	CANCARA ASSETSEC 10/20/25	06/18/2025	10/20/2025	4.33000	10,000,000.00	9,850,855.56	0.00	J.P. MORGAN SECURITIES LLC
NTRD	1585664058	TD 09/22/25	06/18/2025	09/22/2025	4.36000	50,000,000.00	49,418,666.67	0.00	MISCHLER FINANCIAL GROUP INC.
NTRD	1585664060	AUTOBAHN FUND 07/25/25	06/18/2025	07/25/2025	4.35000	50,000,000.00	49,776,458.33	0.00	LOOP CAPITAL MARKETS, LLC
NTRD	1585677973	THUNDER BAY FDG 09/22/25	06/23/2025	09/22/2025	4.31000	50,000,000.00	49,455,263.89	0.00	BANK OF AMERICA
NTRD	1587198830	TD 09/18/25	06/20/2025	09/18/2025	4.35000	50,000,000.00	49,456,250.00	0.00	GREAT PACIFIC SECURITIES
NTRD	1587198833	TD 09/18/25	06/20/2025	09/18/2025	4.35000	50,000,000.00	49,456,250.00	0.00	GREAT PACIFIC SECURITIES
NTRD	1587198834	JUPITER SECU 08/22/25	06/20/2025	08/22/2025	4.36000	50,000,000.00	49,618,500.00	0.00	LOOP CAPITAL MARKETS, LLC
NTRD	1587198835	THUNDER BAY FDG 09/19/25	06/24/2025	09/19/2025	4.31000	50,000,000.00	49,479,208.33	0.00	RBC CAPITAL MARKETS, LLC
NTRD	1587216595	EMERSON ELECTRIC 10/07/25	06/23/2025	10/07/2025	4.33000	50,000,000.00	49,362,527.78	0.00	BLAYLOCK VAN, LLC
NTRD	1587216596	EMERSON ELECTRIC 10/07/25	06/23/2025	10/07/2025	4.33000	42,000,000.00	41,464,523.33	0.00	BLAYLOCK VAN, LLC
NTRD	1588875366	SHEFFIELD RECEIV 09/22/25	06/23/2025	09/22/2025	4.38000	50,000,000.00	49,446,416.67	0.00	BLAYLOCK VAN, LLC
NTRD	1588875370	EMERSON ELECTRIC 10/03/25	06/23/2025	10/03/2025	4.33000	50,000,000.00	49,386,583.33	0.00	BLAYLOCK VAN, LLC
NTRD	1588875371	TD 09/22/25	06/23/2025	09/22/2025	4.35000	50,000,000.00	49,450,208.33	0.00	LOOP CAPITAL MARKETS, LLC
NTRD	1588877647	COMMRZBNK US FIN 10/01/25	06/23/2025	10/01/2025	4.34000	50,000,000.00	49,397,222.22	0.00	J.P. MORGAN SECURITIES LLC
NTRD	1588877648	COMMRZBNK US FIN 10/01/25	06/23/2025	10/01/2025	4.34000	50,000,000.00	49,397,222.22	0.00	J.P. MORGAN SECURITIES LLC
NTRD	1588877649	CREDIT AGRI NY 09/22/25	06/23/2025	09/22/2025	4.32000	50,000,000.00	49,454,000.00	0.00	GREAT PACIFIC SECURITIES
NTRD	1589656632	TD 09/08/25	06/24/2025	09/08/2025	4.34000	50,000,000.00	49,541,888.89	0.00	MISCHLER FINANCIAL GROUP INC.
NTRD	1589656635	TD 09/08/25	06/24/2025	09/08/2025	4.34000	50,000,000.00	49,541,888.89	0.00	MISCHLER FINANCIAL GROUP INC.
NTRD	1589656639	CREDIT AGRI NY 09/25/25	06/24/2025	09/25/2025	4.31000	50,000,000.00	49,443,291.67	0.00	GREAT PACIFIC SECURITIES
NTRD	1589656640	CHARIOT FUNDING 09/25/25	06/24/2025	09/25/2025	4.36000	50,000,000.00	49,436,833.33	0.00	BLAYLOCK VAN, LLC
NTRD	1589656641	AUTOBAHN FUND 08/15/25	06/24/2025	08/15/2025	4.36000	50,000,000.00	49,685,111.11	0.00	MISCHLER FINANCIAL GROUP INC.
NTRD	1589656644	CANCARA ASSETSEC 10/22/25	06/24/2025	10/22/2025	4.33000	50,000,000.00	49,278,333.33	0.00	J.P. MORGAN SECURITIES LLC
NTRD	1589656650	SHEFFIELD RECEIV 09/22/25	06/24/2025	09/22/2025	4.37000	50,000,000.00	49,453,750.00	0.00	LOOP CAPITAL MARKETS, LLC
NTRD	1589656652	CREDIT AGRI NY 09/25/25	06/24/2025	09/25/2025	4.31000	50,000,000.00	49,443,291.67	0.00	GREAT PACIFIC SECURITIES
NTRD	1589656653	CANCARA ASSETSEC 10/22/25	06/24/2025	10/22/2025	4.33000	10,000,000.00	9,855,666.67	0.00	J.P. MORGAN SECURITIES LLC
NTRD	1589656654	CANCARA ASSETSEC 10/22/25	06/24/2025	10/22/2025	4.33000	50,000,000.00	49,278,333.33	0.00	J.P. MORGAN SECURITIES LLC
NTRD	1589657288	COMMRZBNK US FIN 10/03/25	06/24/2025	10/03/2025	4.30000	50,000,000.00	49,396,805.56	0.00	J.P. MORGAN SECURITIES LLC
NTRD	1589657289	COMMRZBNK US FIN 10/03/25	06/24/2025	10/03/2025	4.30000	50,000,000.00	49,396,805.56	0.00	J.P. MORGAN SECURITIES LLC
NTRD	1590544722	JUPITER SECU 09/12/25	06/26/2025	09/12/2025	4.37000	50,000,000.00	49,526,583.33	0.00	J.P. MORGAN SECURITIES LLC
NTRD	1590544724	CHARIOT FUNDING 08/26/25	06/26/2025	08/26/2025	4.37000	50,000,000.00	49,629,763.89	0.00	RBC CAPITAL MARKETS, LLC
NTRD	1590544725	JUPITER SECU 09/12/25	06/26/2025	09/12/2025	4.37000	25,000,000.00	24,763,291.67	0.00	J.P. MORGAN SECURITIES LLC
NTRD	1590544728	AUTOBAHN FUND 09/02/25	06/25/2025	09/02/2025	4.37000	35,000,000.00	34,706,845.83	0.00	J.P. MORGAN SECURITIES LLC
NTRD	1590544729	CHARIOT FUNDING 08/26/25	06/26/2025	08/26/2025	4.37000	25,000,000.00	24,814,881.94	0.00	RBC CAPITAL MARKETS, LLC

LOS ANGELES COUNTY TREASURER  
INVESTMENT TRANSACTIONS JOURNAL  
PURCHASE DETAIL REPORT  
GROUP: POOLED SURPLUS INVESTMENTS  
FOR THE PERIOD: JUNE 1, 2025 TO JUNE 30, 2025  
ATTACHMENT VIII

Account	Original Trs ID	Description	Settle Date	Maturity Date	Rate	PAR	Principal	Accr Interest	Broker/Dealer
NTRD	1590551509	COMMRZBNK US FIN 09/25/25	06/25/2025	09/25/2025	4.30000	50,000,000.00	49,450,555.56	0.00	BLAYLOCK VAN, LLC
NTRD	1592547081	JUPITER SECU 07/31/25	06/26/2025	07/31/2025	4.37000	50,000,000.00	49,787,569.44	0.00	RBC CAPITAL MARKETS, LLC
NTRD	1592547082	MONT BLANC CAPTL 07/17/25	06/26/2025	07/17/2025	4.38000	32,979,000.00	32,894,738.65	0.00	ING FINANCIAL MARKETS LLC
NTRD	1592547084	MONT BLANC CAPTL 07/17/25	06/26/2025	07/17/2025	4.38000	50,000,000.00	49,872,250.00	0.00	ING FINANCIAL MARKETS LLC
NTRD	1592547086	JUPITER SECU 07/31/25	06/26/2025	07/31/2025	4.37000	25,000,000.00	24,893,784.72	0.00	RBC CAPITAL MARKETS, LLC
NTRD	1592547087	AUTOBAHN FUND 07/31/25	06/26/2025	07/31/2025	4.36000	50,000,000.00	49,788,055.56	0.00	BANK OF AMERICA (REPO)
NTRD	1592547089	MONT BLANC CAPTL 07/31/25	06/26/2025	07/31/2025	4.39000	9,443,000.00	9,402,696.75	0.00	ING FINANCIAL MARKETS LLC
NTRD	1592547091	SHEFFIELD RECEIV 09/05/25	06/26/2025	09/05/2025	4.37000	50,000,000.00	49,569,069.44	0.00	LOOP CAPITAL MARKETS, LLC
NTRD	1592547093	UNILEVER CAPITAL 08/13/25	06/26/2025	08/13/2025	4.33000	50,000,000.00	49,711,333.33	0.00	BLAYLOCK VAN, LLC
NTRD	1593261937	AUTOBAHN FUND 07/07/25 MATD	06/27/2025	07/07/2025	4.34000	50,000,000.00	49,939,722.22	0.00	CITIGROUP GLOBAL MRKT INC
NTRD	1593261938	JUPITER SECU 09/18/25	06/27/2025	09/18/2025	4.37000	50,000,000.00	49,496,236.11	0.00	J.P. MORGAN SECURITIES LLC
NTRD	1593261941	JUPITER SECU 08/01/25	06/27/2025	08/01/2025	4.36000	46,120,000.00	45,924,502.44	0.00	MISCHLER FINANCIAL GROUP INC.
NTRD	1593261942	AUTOBAHN FUND 07/07/25 MATD	06/27/2025	07/07/2025	4.34000	40,000,000.00	39,951,777.78	0.00	CITIGROUP GLOBAL MRKT INC
NTRD	1593261944	JUPITER SECU 09/18/25	06/27/2025	09/18/2025	4.37000	50,000,000.00	49,496,236.11	0.00	J.P. MORGAN SECURITIES LLC
NTRD	1594565161	CIESCO 09/08/25	06/30/2025	09/08/2025	4.37000	50,000,000.00	49,575,138.89	0.00	CITIGROUP GLOBAL MRKT INC
NTRD	1594565162	CIESCO 09/08/25	06/30/2025	09/08/2025	4.37000	25,000,000.00	24,787,569.44	0.00	CITIGROUP GLOBAL MRKT INC
NTRD	1594565163	CANCARA ASSETSEC 10/30/25	06/30/2025	10/30/2025	4.30000	5,000,000.00	4,927,138.89	0.00	J.P. MORGAN SECURITIES LLC
NTRD	1594565164	CANCARA ASSETSEC 10/28/25	06/30/2025	10/28/2025	4.30000	50,000,000.00	49,283,333.33	0.00	J.P. MORGAN SECURITIES LLC
NTRD	1594565165	MONT BLANC CAPTL 07/31/25	06/30/2025	07/31/2025	4.39000	34,775,000.00	34,643,540.84	0.00	ING FINANCIAL MARKETS LLC
NTRD	1594565169	CRC FUNDING 09/15/25	06/30/2025	09/15/2025	4.37000	50,000,000.00	49,532,652.78	0.00	J.P. MORGAN SECURITIES LLC
NTRD	1594565171	SHEFFIELD RECEIV 10/01/25	06/30/2025	10/01/2025	4.37000	50,000,000.00	49,435,541.67	0.00	LOOP CAPITAL MARKETS, LLC
NTRD	1594565172	CANCARA ASSETSEC 10/30/25	06/30/2025	10/30/2025	4.30000	50,000,000.00	49,271,388.89	0.00	J.P. MORGAN SECURITIES LLC
NTRD	1594565173	CRC FUNDING 09/15/25	06/30/2025	09/15/2025	4.37000	25,000,000.00	24,766,326.39	0.00	J.P. MORGAN SECURITIES LLC
NTRD	1594614968	COMMRZBNK US FIN 06/30/25 MATD	06/27/2025	06/30/2025	4.34000	50,000,000.00	49,981,916.67	0.00	J.P. MORGAN SECURITIES LLC
NTRD	1594614969	COMMRZBNK US FIN 06/30/25 MATD	06/27/2025	06/30/2025	4.34000	50,000,000.00	49,981,916.67	0.00	J.P. MORGAN SECURITIES LLC
<b>CPS TOTAL</b>						<b>6,443,570,000.00</b>	<b>6,373,952,044.38</b>	<b>0.00</b>	
NTRD	1569623259	US TREASURY BILL 09/23/25	06/02/2025	09/23/2025	4.21000	19,221,000.00	18,966,999.82	0.00	DAIWA CAPITAL MARKETS AMERICA INC.
NTRD	1569623262	US TREASURY BILL 09/23/25	06/02/2025	09/23/2025	4.21000	50,000,000.00	49,339,263.89	0.00	DAIWA CAPITAL MARKETS AMERICA INC.
NTRD	1569623266	US TREASURY BILL 09/23/25	06/02/2025	09/23/2025	4.21000	50,000,000.00	49,339,263.89	0.00	DAIWA CAPITAL MARKETS AMERICA INC.
NTRD	1571788934	US TREASURY BILL 09/04/25	06/03/2025	09/04/2025	4.20700	50,000,000.00	49,456,595.83	0.00	US BANCORP ADVISORS
NTRD	1571788937	US TREASURY BILL 09/04/25	06/03/2025	09/04/2025	4.20700	25,885,000.00	25,603,679.66	0.00	US BANCORP ADVISORS
NTRD	1573093426	US TREASURY BILL 09/04/25	06/04/2025	09/04/2025	4.20500	50,000,000.00	49,462,694.44	0.00	KEYBANC CAPITAL MARKETS INC.
NTRD	1573093428	US TREASURY BILL 09/04/25	06/04/2025	09/04/2025	4.20500	50,000,000.00	49,462,694.44	0.00	KEYBANC CAPITAL MARKETS INC.
NTRD	1574036155	US TREASURY BILL 09/30/25	06/05/2025	09/30/2025	4.18000	50,000,000.00	49,320,750.00	0.00	FHN FINANCIAL CAPITAL MARKETS
NTRD	1574036157	US TREASURY BILL 09/30/25	06/05/2025	09/30/2025	4.18000	50,000,000.00	49,320,750.00	0.00	FHN FINANCIAL CAPITAL MARKETS
NTRD	1575338592	US TREASURY BILL 09/04/25	06/06/2025	09/04/2025	4.22000	50,000,000.00	49,472,500.00	0.00	PIPER SANDLER COMPANIES
NTRD	1575338593	US TREASURY BILL 09/04/25	06/06/2025	09/04/2025	4.22000	50,000,000.00	49,472,500.00	0.00	PIPER SANDLER COMPANIES
NTRD	1576702540	US TREASURY BILL 09/30/25	06/09/2025	09/30/2025	4.20500	50,000,000.00	49,340,048.61	0.00	DAIWA CAPITAL MARKETS AMERICA INC.
NTRD	1576702544	US TREASURY BILL 09/30/25	06/09/2025	09/30/2025	4.20500	50,000,000.00	49,340,048.61	0.00	DAIWA CAPITAL MARKETS AMERICA INC.
NTRD	1577724771	US TREASURY BILL 09/11/25	06/10/2025	09/11/2025	4.21500	50,000,000.00	49,455,562.50	0.00	INSPEREX LLC
NTRD	1577724775	US TREASURY BILL 09/11/25	06/10/2025	09/11/2025	4.21500	50,000,000.00	49,455,562.50	0.00	INSPEREX LLC
NTRD	1578710548	US TREASURY BILL 09/30/25	06/11/2025	09/30/2025	4.19250	50,000,000.00	49,353,656.25	0.00	WELLS FARGO
NTRD	1578710549	US TREASURY BILL 09/30/25	06/11/2025	09/30/2025	4.19250	50,000,000.00	49,353,656.25	0.00	WELLS FARGO
NTRD	1579727619	US TREASURY BILL 09/16/25	06/12/2025	09/16/2025	4.21000	50,000,000.00	49,438,666.67	0.00	US BANCORP ADVISORS
NTRD	1579727623	US TREASURY BILL 09/16/25	06/12/2025	09/16/2025	4.21000	50,000,000.00	49,438,666.67	0.00	US BANCORP ADVISORS
NTRD	1581041896	US TREASURY BILL 09/30/25	06/13/2025	09/30/2025	4.17000	50,000,000.00	49,368,708.33	0.00	FHN FINANCIAL CAPITAL MARKETS
NTRD	1581041906	US TREASURY BILL 09/30/25	06/13/2025	09/30/2025	4.17000	50,000,000.00	49,368,708.33	0.00	FHN FINANCIAL CAPITAL MARKETS
NTRD	1582409871	US TREASURY BILL 09/11/25	06/16/2025	09/11/2025	4.24100	50,000,000.00	49,487,545.83	0.00	US BANCORP ADVISORS
NTRD	1582409872	US TREASURY BILL 09/11/25	06/16/2025	09/11/2025	4.24100	50,000,000.00	49,487,545.83	0.00	US BANCORP ADVISORS
NTRD	1585664054	US TREASURY BILL 09/16/25	06/18/2025	09/16/2025	4.20000	50,000,000.00	49,475,000.00	0.00	DAIWA CAPITAL MARKETS AMERICA INC.
NTRD	1585664056	US TREASURY BILL 09/16/25	06/18/2025	09/16/2025	4.20000	50,000,000.00	49,475,000.00	0.00	DAIWA CAPITAL MARKETS AMERICA INC.
NTRD	1587198827	US TREASURY BILL 10/07/25	06/20/2025	10/07/2025	4.19000	50,000,000.00	49,365,680.56	0.00	PIPER SANDLER COMPANIES
NTRD	1587198828	US TREASURY BILL 10/14/25	06/20/2025	10/14/2025	4.20000	25,000,000.00	24,661,666.67	0.00	FHN FINANCIAL CAPITAL MARKETS
NTRD	1587198829	US TREASURY BILL 10/14/25	06/20/2025	10/14/2025	4.20000	50,000,000.00	49,323,333.33	0.00	FHN FINANCIAL CAPITAL MARKETS
NTRD	1587198836	US TREASURY BILL 10/07/25	06/20/2025	10/07/2025	4.19000	7,957,000.00	7,856,054.40	0.00	PIPER SANDLER COMPANIES
NTRD	1588875359	US TREASURY BILL 10/14/25	06/23/2025	10/14/2025	4.18000	50,000,000.00	49,343,972.22	0.00	RAYMOND, JAMES & ASSOC.INC
NTRD	1588875360	US TREASURY BILL 10/21/25	06/24/2025	10/21/2025	4.21000	50,000,000.00	49,304,180.56	0.00	WELLS FARGO SECURITIES, LLC

LOS ANGELES COUNTY TREASURER  
INVESTMENT TRANSACTIONS JOURNAL  
PURCHASE DETAIL REPORT  
GROUP: POOLED SURPLUS INVESTMENTS  
FOR THE PERIOD: JUNE 1, 2025 TO JUNE 30, 2025  
ATTACHMENT VIII

Account	Original Trs ID	Description	Settle Date	Maturity Date	Rate	PAR	Principal	Accr Interest	Broker/Dealer
NTRD	1588875361	US TREASURY BILL 10/21/25	06/24/2025	10/21/2025	4.21000	50,000,000.00	49,304,180.56	0.00	WELLS FARGO SECURITIES, LLC
NTRD	1588875362	US TREASURY BILL 09/30/25	06/24/2025	09/30/2025	4.18000	50,000,000.00	49,431,055.56	0.00	UBS SECURITIES LLC
NTRD	1588875363	US TREASURY BILL 10/14/25	06/23/2025	10/14/2025	4.18000	50,000,000.00	49,343,972.22	0.00	RAYMOND, JAMES & ASSOC.INC
NTRD	1588875364	US TREASURY BILL 10/21/25	06/24/2025	10/21/2025	4.21000	50,000,000.00	49,304,180.56	0.00	WELLS FARGO SECURITIES, LLC
NTRD	1588875365	US TREASURY BILL 09/30/25	06/24/2025	09/30/2025	4.18000	50,000,000.00	49,431,055.56	0.00	UBS SECURITIES LLC
NTRD	1588875367	US TREASURY BILL 10/14/25	06/24/2025	10/14/2025	4.20000	50,000,000.00	49,346,666.67	0.00	PIPER SANDLER COMPANIES
NTRD	1588875368	US TREASURY BILL 10/14/25	06/24/2025	10/14/2025	4.20000	50,000,000.00	49,346,666.67	0.00	PIPER SANDLER COMPANIES
NTRD	1588875369	US TREASURY BILL 10/21/25	06/24/2025	10/21/2025	4.21000	50,000,000.00	49,304,180.56	0.00	WELLS FARGO SECURITIES, LLC
NTRD	1588875374	US TREASURY BILL 10/14/25	06/24/2025	10/14/2025	4.20000	50,000,000.00	49,346,666.67	0.00	PIPER SANDLER COMPANIES
NTRD	1588875375	US TREASURY BILL 10/14/25	06/24/2025	10/14/2025	4.20000	50,000,000.00	49,346,666.67	0.00	PIPER SANDLER COMPANIES
NTRD	1589656628	US TREASURY BILL 08/12/25	06/24/2025	08/12/2025	4.32000	50,000,000.00	49,706,000.00	0.00	DAIWA CAPITAL MARKETS AMERICA INC.
NTRD	1589656630	US TREASURY BILL 08/12/25	06/24/2025	08/12/2025	4.32000	50,000,000.00	49,706,000.00	0.00	DAIWA CAPITAL MARKETS AMERICA INC.
NTRD	1589656631	US TREASURY BILL 09/11/25	06/24/2025	09/11/2025	4.20000	50,000,000.00	49,539,166.67	0.00	KEYBANC CAPITAL MARKETS INC.
NTRD	1589656633	US TREASURY BILL 10/21/25	06/24/2025	10/21/2025	4.19000	50,000,000.00	49,307,486.11	0.00	PIPER SANDLER COMPANIES
NTRD	1589656636	US TREASURY BILL 08/12/25	06/24/2025	08/12/2025	4.32000	50,000,000.00	49,706,000.00	0.00	DAIWA CAPITAL MARKETS AMERICA INC.
NTRD	1589656637	US TREASURY BILL 10/21/25	06/24/2025	10/21/2025	4.19000	50,000,000.00	49,307,486.11	0.00	PIPER SANDLER COMPANIES
NTRD	1589656638	US TREASURY BILL 08/28/25	06/24/2025	08/28/2025	4.25500	50,000,000.00	49,615,868.06	0.00	US BANCORP ADVISORS
NTRD	1589656643	US TREASURY BILL 09/11/25	06/24/2025	09/11/2025	4.20000	50,000,000.00	49,539,166.67	0.00	KEYBANC CAPITAL MARKETS INC.
NTRD	1589656645	US TREASURY BILL 08/28/25	06/24/2025	08/28/2025	4.25500	50,000,000.00	49,615,868.06	0.00	US BANCORP ADVISORS
NTRD	1589656647	US TREASURY BILL 08/12/25	06/24/2025	08/12/2025	4.32000	50,000,000.00	49,706,000.00	0.00	DAIWA CAPITAL MARKETS AMERICA INC.
NTRD	1590544721	US TREASURY BILL 08/26/25	06/25/2025	08/26/2025	4.28000	50,000,000.00	49,631,444.44	0.00	UBS SECURITIES LLC
NTRD	1590544723	US TREASURY BILL 08/26/25	06/25/2025	08/26/2025	4.28000	16,680,000.00	16,557,049.87	0.00	UBS SECURITIES LLC
NTRD	1590544727	US TREASURY BILL 08/26/25	06/25/2025	08/26/2025	4.28000	50,000,000.00	49,631,444.44	0.00	UBS SECURITIES LLC
NTRD	1592547083	US TREASURY BILL 08/14/25	06/26/2025	08/14/2025	4.28200	20,216,000.00	20,098,175.54	0.00	US BANCORP ADVISORS
NTRD	1592547090	US TREASURY BILL 08/14/25	06/26/2025	08/14/2025	4.28200	50,000,000.00	49,708,586.11	0.00	US BANCORP ADVISORS
NTRD	1593261936	US TREASURY BILL 10/02/25	06/27/2025	10/02/2025	4.16000	50,000,000.00	49,439,555.56	0.00	FHN FINANCIAL CAPITAL MARKETS
NTRD	1593261940	US TREASURY BILL 10/02/25	06/27/2025	10/02/2025	4.16000	50,000,000.00	49,439,555.56	0.00	FHN FINANCIAL CAPITAL MARKETS
NTRD	1594565160	US TREASURY BILL 09/04/25	06/30/2025	09/04/2025	4.23000	50,000,000.00	49,612,250.00	0.00	PIPER SANDLER COMPANIES
NTRD	1594565166	US TREASURY BILL 09/04/25	06/30/2025	09/04/2025	4.23000	50,000,000.00	49,612,250.00	0.00	PIPER SANDLER COMPANIES
NTRD	1594565167	US TREASURY BILL 08/28/25	06/30/2025	08/28/2025	4.28000	50,000,000.00	49,649,277.78	0.00	US BANCORP ADVISORS
NTRD	1594565168	US TREASURY BILL 08/28/25	06/30/2025	08/28/2025	4.28000	35,249,000.00	35,001,747.85	0.00	US BANCORP ADVISORS
<b>US TBILLS TOTAL</b>							<b>2,900,208,000.00</b>	<b>2,868,546,626.62</b>	<b>0.00</b>
<b>NTRD- PSI TOTAL</b>							<b>11,856,799,000.00</b>	<b>11,739,279,380.83</b>	<b>0.00</b>
<b>PSI TOTAL</b>							<b>11,856,799,000.00</b>	<b>11,739,279,380.83</b>	<b>0.00</b>

LOS ANGELES COUNTY TREASURER  
INVESTMENT TRANSACTIONS JOURNAL  
PURCHASE DETAIL REPORT  
GROUP: SPECIFIC PURPOSE INVESTMENTS  
FOR THE PERIOD: JUNE 1, 2025 TO JUNE 30, 2025  
ATTACHMENT VIII

**There were no Specific Purpose Investments Purchases.**

LOS ANGELES COUNTY TREASURER  
INVESTMENT TRANSACTIONS JOURNAL  
CALLS-SALES REPORT  
GROUP: POOLED SURPLUS INVESTMENTS  
FOR THE PERIOD: JUNE 1, 2025 TO JUNE 30, 2025  
ATTACHMENT VIII

Account	Original Trs ID	Description	CUSIP	Transaction Type	Settle Date	Maturity Date	Rate	PAR	Principal	Interest	Settlement Amount
NTRD	1587291383	FEDERAL NATIONAL MORTGAGE ASSOCIATION	3136GA4R7	Call Redemption	06/30/2025	12/30/2031	5.35000	50,000,000.00	50,000,000.00	-	50,000,000.00
NTRD	1587291384	FEDERAL NATIONAL MORTGAGE ASSOCIATION	3136GA4R7	Coupon	06/30/2025	12/30/2031	5.35000	-	-	1,337,500.00	1,337,500.00
NTRD	1589672483	FEDERAL NATIONAL MORTGAGE ASSOCIATION	3136GA4P1	Call Redemption	06/30/2025	12/30/2031	5.35000	50,000,000.00	50,000,000.00	-	50,000,000.00
NTRD	1589672484	FEDERAL NATIONAL MORTGAGE ASSOCIATION	3136GA4P1	Coupon	06/30/2025	12/30/2031	5.35000	-	-	1,337,500.00	1,337,500.00
<b>NTRD-PSI TOTAL</b>								<b>100,000,000.00</b>	<b>100,000,000.00</b>	<b>2,675,000.00</b>	<b>102,675,000.00</b>

LOS ANGELES COUNTY TREASURER INVESTMENT  
TRANSACTIONS JOURNAL CALLS-SALES REPORT  
GROUP: SPECIFIC PURPOSE INVESTMENTS  
FOR THE PERIOD: JUNE 1, 2025 TO JUNE 30, 2025  
ATTACHMENT VIII

**There were no Specific Purpose Investments Calls/Sales.**

LOS ANGELES COUNTY TREASURER  
 COMPARISON OF INVESTMENT COST TO MARKET VALUE  
 AS OF JUNE 30, 2025  
 ATTACHMENT IX

SECURITY TYPE	POOLED			SPECIFIC PURPOSE		
	Amortized Cost	Market Value	Mkt Value Difference	Amortized Cost	Market Value	Mkt Value Difference
Collateralized CD's	\$0.00	\$0.00	\$0.00	\$0.00	\$0.00	\$0.00
Negotiable CD's	2,050,000,000.00	2,049,934,635.00	(65,365.00)	0.00	0.00	0.00
Euro CD's	0.00	0.00	0.00	0.00	0.00	0.00
Bankers Acceptances	0.00	0.00	0.00	0.00	0.00	0.00
Commercial Paper	17,103,133,864.01	17,097,094,550.61	(6,039,313.40)	0.00	0.00	0.00
Governments	14,874,526,167.97	14,759,075,504.70	(115,450,663.27)	114,142,663.90	114,117,760.00	(24,903.90)
Agencies	24,809,733,796.70	23,470,046,537.59	(1,339,687,259.11)	73,405,000.00	52,551,755.54	(20,853,244.46)
Municipals	30,282,408.02	30,282,408.02	0.00	1,610,000.00	1,610,000.00	0.00
Corp. & Deposit Notes	0.00	0.00	0.00	0.00	0.00	0.00
Repurchase Agreements	0.00	0.00	0.00	0.00	0.00	0.00
Asset Backed	0.00	0.00	0.00	0.00	0.00	0.00
Other	0.00	0.00	0.00	44,063,550.80	44,063,550.80	0.00
<b>TOTAL</b>	<b><u>\$58,867,676,236.70</u></b>	<b><u>\$57,406,433,635.92</u></b>	<b><u>(\$1,461,242,600.78)</u></b>	<b><u>\$233,221,214.70</u></b>	<b><u>\$212,343,066.34</u></b>	<b><u>(\$20,878,148.36)</u></b>

**Market Pricing Policies and Source:**

The Pooled Surplus Investment Portfolio (PSI) is market priced monthly using Citibank Valuation Total Report month-end prices. Securities not actively traded, and therefore may not have a month-end price quoted in the Citibank Valuation Total Report, are priced in accordance with industry pricing standards and are shown on Attachment IXa. Bond Anticipation Notes are private placements not actively traded, are not included in the Citibank Valuation Total Report. Accordingly, market value is priced at Cost. Such non-traded securities make up 0.05 % of the PSI Portfolio.

**LOS ANGELES COUNTY TREASURER  
MARKET PRICING EXCEPTIONS  
AS OF JUNE 30, 2025  
ATTACHMENT IXa**

**There were no Market Pricing Exceptions**

LOS ANGELES COUNTY TREASURER  
 TREASURER PORTFOLIO COMPARED TO MARKET VALUE  
 FOR THE PERIOD: JUNE 1, 2025 TO JUNE 30, 2025  
 FUND: POOLED SURPLUS INVESTMENTS  
 ATTACHMENT X

Security ID	CUSIP	Description	Final Maturity	Face Rate	PAR	Amortized Cost	Historical Cost	Market Value
821809165	3133EMLN0	FEDERAL FARM CREDIT BANKS FUNDING COI	12/23/2030	1.240	50,000,000.00	50,000,000.00	50,000,000.00	43,241,049.50
821810641	3133ENC22	FEDERAL FARM CREDIT BANKS FUNDING COI	10/27/2031	1.980	20,000,000.00	20,000,000.00	20,000,000.00	17,588,162.40
821809066	3133EL5L4	FEDERAL FARM CREDIT BANKS FUNDING COI	06/03/2030	1.250	50,000,000.00	50,000,000.00	50,000,000.00	43,774,958.50
1361041879	3133ERSS1	FEDERAL FARM CREDIT BANKS FUNDING COI	03/11/2032	5.250	19,085,000.00	19,085,000.00	19,085,000.00	19,079,200.26
1104833997	3133EPWS0	FEDERAL FARM CREDIT BANKS FUNDING COI	09/25/2026	5.200	25,000,000.00	25,000,000.00	25,000,000.00	24,993,790.00
821809918	3133EMNB4	FEDERAL FARM CREDIT BANKS FUNDING COI	01/14/2031	1.380	25,000,000.00	25,000,000.00	25,000,000.00	21,706,987.00
821809490	3133EMFG2	FEDERAL FARM CREDIT BANKS FUNDING COI	11/04/2030	1.370	50,000,000.00	50,000,000.00	50,000,000.00	43,704,435.00
1356282330	3133ERST9	FEDERAL FARM CREDIT BANKS FUNDING COI	09/11/2030	5.120	50,000,000.00	50,000,000.00	50,000,000.00	49,942,371.50
821810656	3133ELXZ2	FEDERAL FARM CREDIT BANKS FUNDING COI	04/27/2027	1.020	20,925,000.00	20,943,375.38	20,995,517.25	19,877,584.06
1434186057	3133ERJ69	FEDERAL FARM CREDIT BANKS FUNDING COI	12/16/2032	5.200	25,000,000.00	25,000,000.00	25,000,000.00	25,044,146.00
821809462	3133EMVB5	FEDERAL FARM CREDIT BANKS FUNDING COI	04/05/2029	1.730	25,000,000.00	25,000,000.00	25,000,000.00	23,186,341.75
821810615	3133EL2K9	FEDERAL FARM CREDIT BANKS FUNDING COI	07/30/2029	1.120	20,000,000.00	20,000,000.00	20,000,000.00	17,874,464.20
821809731	3133ELC77	FEDERAL FARM CREDIT BANKS FUNDING COI	05/27/2027	1.040	35,500,000.00	35,500,000.00	35,500,000.00	33,664,348.96
821809064	3133EMLN0	FEDERAL FARM CREDIT BANKS FUNDING COI	12/23/2030	1.240	50,000,000.00	50,000,000.00	50,000,000.00	43,241,049.50
821809877	3133ENKZ2	FEDERAL FARM CREDIT BANKS FUNDING COI	01/14/2032	2.000	25,000,000.00	24,918,017.03	24,875,000.00	21,791,404.25
821809507	3133ENJCS	FEDERAL FARM CREDIT BANKS FUNDING COI	12/22/2026	1.290	25,000,000.00	25,000,000.00	25,000,000.00	24,075,148.25
821810701	3133ENFNS	FEDERAL FARM CREDIT BANKS FUNDING COI	11/30/2026	1.540	25,000,000.00	25,000,000.00	25,000,000.00	24,156,411.75
821810441	3133ENLS7	FEDERAL FARM CREDIT BANKS FUNDING COI	01/26/2032	2.320	25,000,000.00	25,000,000.00	25,000,000.00	21,998,477.25
821810497	3133EMVA7	FEDERAL FARM CREDIT BANKS FUNDING COI	04/01/2031	2.020	25,000,000.00	25,000,000.00	25,000,000.00	22,181,441.00
821810398	3133ENMP2	FEDERAL FARM CREDIT BANKS FUNDING COI	01/27/2032	2.230	25,000,000.00	25,000,000.00	25,000,000.00	21,871,043.25
821809049	3133EMFH0	FEDERAL FARM CREDIT BANKS FUNDING COI	11/04/2030	1.300	50,000,000.00	50,000,000.00	50,000,000.00	43,538,017.50
821809892	3133EMGT3	FEDERAL FARM CREDIT BANKS FUNDING COI	11/19/2030	1.340	25,000,000.00	25,000,000.00	25,000,000.00	21,792,494.25
821809576	3133EL5F7	FEDERAL FARM CREDIT BANKS FUNDING COI	12/01/2028	1.030	40,000,000.00	39,952,545.45	39,885,600.00	36,268,544.00
821809520	3133ENHP8	FEDERAL FARM CREDIT BANKS FUNDING COI	12/20/2028	1.450	25,000,000.00	24,986,610.87	24,973,000.00	23,095,065.00
821810695	3133EMWA6	FEDERAL FARM CREDIT BANKS FUNDING COI	04/14/2028	1.430	25,000,000.00	25,000,000.00	25,000,000.00	23,428,780.00
821809055	3133EMGT3	FEDERAL FARM CREDIT BANKS FUNDING COI	11/19/2030	1.340	50,000,000.00	50,000,000.00	50,000,000.00	43,584,988.50
821810624	3133ENDC1	FEDERAL FARM CREDIT BANKS FUNDING COI	11/03/2026	1.330	20,000,000.00	19,997,316.54	19,990,000.00	19,335,905.40
821810553	3133EMWB4	FEDERAL FARM CREDIT BANKS FUNDING COI	04/14/2031	2.040	25,000,000.00	25,000,000.00	25,000,000.00	22,286,853.50
821809516	3133ENEM8	FEDERAL FARM CREDIT BANKS FUNDING COI	11/23/2026	1.430	25,000,000.00	25,000,000.00	25,000,000.00	24,171,137.50
821809744	3133ENEF3	FEDERAL FARM CREDIT BANKS FUNDING COI	11/16/2026	1.270	20,000,000.00	20,000,000.00	20,000,000.00	19,303,409.20
821809879	3133ENLL2	FEDERAL FARM CREDIT BANKS FUNDING COI	01/20/2032	2.050	25,000,000.00	25,000,000.00	25,000,000.00	21,627,065.25
821810568	3133EL3J1	FEDERAL FARM CREDIT BANKS FUNDING COI	08/12/2030	1.150	10,551,000.00	10,543,345.89	10,536,228.60	9,144,934.17
821809501	3133EL6D1	FEDERAL FARM CREDIT BANKS FUNDING COI	09/10/2029	1.230	25,000,000.00	25,000,000.00	25,000,000.00	22,383,394.00
1434186061	3133ERJ69	FEDERAL FARM CREDIT BANKS FUNDING COI	12/16/2032	5.200	25,000,000.00	25,000,000.00	25,000,000.00	25,044,146.00
1118108042	3133EPPY3	FEDERAL FARM CREDIT BANKS FUNDING COI	10/20/2027	5.360	25,000,000.00	25,000,000.00	25,000,000.00	25,002,591.25
821809757	3133ENLE8	FEDERAL FARM CREDIT BANKS FUNDING COI	01/18/2028	1.830	25,000,000.00	25,000,000.00	25,000,000.00	23,796,386.00
821810751	3133ENHB9	FEDERAL FARM CREDIT BANKS FUNDING COI	12/14/2028	1.840	25,000,000.00	25,000,000.00	25,000,000.00	23,410,702.50
821809053	3133EMFH0	FEDERAL FARM CREDIT BANKS FUNDING COI	11/04/2030	1.300	50,000,000.00	50,000,000.00	50,000,000.00	43,538,017.50
845641500	3133ENVT4	FEDERAL FARM CREDIT BANKS FUNDING COI	05/03/2027	3.490	25,000,000.00	25,000,000.00	25,000,000.00	24,762,824.50
821810697	3133EMWA6	FEDERAL FARM CREDIT BANKS FUNDING COI	04/14/2028	1.430	25,000,000.00	25,000,000.00	25,000,000.00	23,428,780.00
821809475	3133EL3J1	FEDERAL FARM CREDIT BANKS FUNDING COI	08/12/2030	1.150	50,000,000.00	49,963,728.13	49,930,000.00	43,336,812.50
821810051	3133EMJZ6	FEDERAL FARM CREDIT BANKS FUNDING COI	12/10/2031	1.170	37,000,000.00	36,879,497.34	36,794,280.00	30,863,459.72
903285066	3133ENJ35	FEDERAL FARM CREDIT BANKS FUNDING COI	02/25/2026	3.320	25,000,000.00	24,999,131.08	24,995,350.00	24,859,016.50
1469416633	3133ERE49	FEDERAL FARM CREDIT BANKS FUNDING COI	11/26/2032	5.230	50,000,000.00	49,894,469.03	49,888,500.00	50,019,653.50
821810781	3133ENKH2	FEDERAL FARM CREDIT BANKS FUNDING COI	01/10/2028	1.600	25,000,000.00	25,000,000.00	25,000,000.00	23,669,266.50
821809572	3133EMNW8	FEDERAL FARM CREDIT BANKS FUNDING COI	01/27/2027	0.700	40,000,000.00	40,000,000.00	40,000,000.00	38,091,288.80
821810092	3133EL4P6	FEDERAL FARM CREDIT BANKS FUNDING COI	08/20/2029	1.140	25,000,000.00	25,000,000.00	25,000,000.00	22,328,833.75
821809783	3133ENC22	FEDERAL FARM CREDIT BANKS FUNDING COI	10/27/2031	1.980	25,000,000.00	25,000,000.00	25,000,000.00	21,985,203.00
821810303	3133ENGR5	FEDERAL FARM CREDIT BANKS FUNDING COI	12/09/2031	2.200	25,000,000.00	25,000,000.00	25,000,000.00	22,235,082.75
821810753	3133ENHB9	FEDERAL FARM CREDIT BANKS FUNDING COI	12/14/2028	1.840	25,000,000.00	25,000,000.00	25,000,000.00	23,410,702.50
1393456859	3133ERYN5	FEDERAL FARM CREDIT BANKS FUNDING COI	10/28/2031	4.900	50,000,000.00	50,000,000.00	50,000,000.00	49,994,927.50
821810677	3133EMLM2	FEDERAL FARM CREDIT BANKS FUNDING COI	02/21/2031	1.125	21,750,000.00	21,750,000.00	21,750,000.00	18,685,626.84
888663308	3133ENC40	FEDERAL FARM CREDIT BANKS FUNDING COI	07/25/2029	4.330	25,000,000.00	25,000,000.00	25,000,000.00	24,948,882.75
821809512	3133ENDC1	FEDERAL FARM CREDIT BANKS FUNDING COI	11/03/2026	1.330	25,000,000.00	25,000,000.00	25,000,000.00	24,169,881.75
821809015	3133EL4P6	FEDERAL FARM CREDIT BANKS FUNDING COI	08/20/2029	1.140	43,338,000.00	43,307,989.13	43,272,993.00	38,707,479.88
1460488421	3133ERV73	FEDERAL FARM CREDIT BANKS FUNDING COI	01/21/2032	5.190	21,315,000.00	21,315,000.00	21,315,000.00	21,704,334.67
821809911	3133EMGT3	FEDERAL FARM CREDIT BANKS FUNDING COI	11/19/2030	1.340	25,000,000.00	25,000,000.00	25,000,000.00	21,792,494.25
821810776	3133ENKH2	FEDERAL FARM CREDIT BANKS FUNDING COI	01/10/2028	1.600	25,000,000.00	25,000,000.00	25,000,000.00	23,669,266.50
821809286	3133EMSX1	FEDERAL FARM CREDIT BANKS FUNDING COI	03/15/2029	1.550	50,000,000.00	49,848,318.40	49,675,000.00	45,949,617.50
906065817	3133ENJ76	FEDERAL FARM CREDIT BANKS FUNDING COI	09/06/2029	4.400	25,000,000.00	25,000,000.00	25,000,000.00	24,957,873.50
821809486	3133EL6L3	FEDERAL FARM CREDIT BANKS FUNDING COI	09/09/2030	1.320	50,000,000.00	50,000,000.00	50,000,000.00	43,977,295.00
821809738	3133ENLZ1	FEDERAL FARM CREDIT BANKS FUNDING COI	01/26/2027	1.780	25,000,000.00	25,000,000.00	25,000,000.00	24,203,529.50
1359286051	3133ERSS1	FEDERAL FARM CREDIT BANKS FUNDING COI	03/11/2032	5.250	50,000,000.00	50,000,000.00	50,000,000.00	49,984,805.50
821809273	3133EMLN0	FEDERAL FARM CREDIT BANKS FUNDING COI	12/23/2030	1.240	50,000,000.00	50,000,000.00	50,000,000.00	43,241,049.50
861158866	3133ENXS4	FEDERAL FARM CREDIT BANKS FUNDING COI	05/26/2026	3.375	25,000,000.00	25,000,000.00	25,000,000.00	24,822,866.00
821809142	3133EMLM2	FEDERAL FARM CREDIT BANKS FUNDING COI	02/21/2031	1.125	22,956,000.00	22,954,726.10	22,953,704.40	19,721,712.63
821809667	3133ELC85	FEDERAL FARM CREDIT BANKS FUNDING COI	05/27/2026	0.820	25,000,000.00	25,000,000.00	25,000,000.00	24,264,096.25
821809099	3133EMNW8	FEDERAL FARM CREDIT BANKS FUNDING COI	01/27/2027	0.700	50,000,000.00	50,000,000.00	50,000,000.00	47,614,111.00
821809170	3133EMFU1	FEDERAL FARM CREDIT BANKS FUNDING COI	11/03/2032	1.240	18,330,000.00	18,330,000.00	18,330,000.00	14,803,649.30
1372483908	3133ERUP4	FEDERAL FARM CREDIT BANKS FUNDING COI	03/25/2030	4.840	50,000,000.00	50,000,000.00	50,000,000.00	49,718,833.00
1366639767	3133ERUP4	FEDERAL FARM CREDIT BANKS FUNDING COI	03/25/2030	4.840	50,000,000.00	50,000,000.00	50,000,000.00	49,718,833.00
821810524	3133EMVA7	FEDERAL FARM CREDIT BANKS FUNDING COI	04/01/2031	2.020	25,000,000.00	25,000,000.00	25,000,000.00	22,181,441.00
888663310	3133ENC40	FEDERAL FARM CREDIT BANKS FUNDING COI	07/25/2029	4.330	50,000,000.00	50,000,000.00	50,000,000.00	49,897,765.50
821809056	3133EMVH2	FEDERAL FARM CREDIT BANKS FUNDING COI	04/05/2028	1.570	50,000,000.00	50,000,000.00	50,000,000.00	47,062,770.50
821809499	3133EL5U4	FEDERAL FARM CREDIT BANKS FUNDING COI	09/01/2028	1.120	25,000,000.00	25,000,000.00	25,000,000.00	23,031,455.25
821809133	3133EMVH2	FEDERAL FARM CREDIT BANKS FUNDING COI	04/05/2028	1.570	50,000,000.00	50,000,000.00	50,000,000.00	47,062,770.50
1125181600	3133EPZZ1	FEDERAL FARM CREDIT BANKS FUNDING COI	11/03/2028	5.570	30,000,000.00	30,000,000.00	30,000,000.00	30,055,844.10
821810673	3133EMSX1	FEDERAL FARM CREDIT BANKS FUNDING COI	03/15/2029	1.550	20,945,000.00	20,881,460.58	20,808,857.50	19,248,294.77
1382119138	3133ERXF3	FEDERAL FARM CREDIT BANKS FUNDING COI	10/15/2031	4.900	50,000,000.00	50,000,000.00	50,000,000.00	49,956,997.50
821809297	3133EMUG5	FEDERAL FARM CREDIT BANKS FUNDING COI	03/24/2031	1.980	50,000,000.00	49,928,159.34	49,875,000.00	44,586,368.00
821809508	3133EMJW3	FEDERAL FARM CREDIT BANKS FUNDING COI	12/09/2027	0.860	26,200,000.00	26,200,000.00	26,200,000.00	24,355,257.74
821809480	3133EMKX9	FEDERAL FARM CREDIT BANKS FUNDING COI	12/23/2030	1.170	50,000,000.00	49,958,906.09	49,925,000.00	43,070,798.50
829937661	3133ENTQ3	FEDERAL FARM CREDIT BANKS FUNDING COI	04/04/2029	3.500	21,000,000.00	21,000,000.00	21,000,000.00	2

LOS ANGELES COUNTY TREASURER  
 TREASURER PORTFOLIO COMPARED TO MARKET VALUE  
 FOR THE PERIOD: JUNE 1, 2025 TO JUNE 30, 2025  
 FUND: POOLED SURPLUS INVESTMENTS  
 ATTACHMENT X

Security ID	CUSIP	Description	Final Maturity	Face Rate	PAR	Amortized Cost	Historical Cost	Market Value
821810761	3133ELXZ2	FEDERAL FARM CREDIT BANKS FUNDING COI	04/27/2027	1.020	5,000,000.00	5,000,000.00	5,000,000.00	4,749,721.40
821810690	3133EMNB4	FEDERAL FARM CREDIT BANKS FUNDING COI	01/14/2031	1.380	25,000,000.00	25,000,000.00	25,000,000.00	21,706,987.00
821809861	3133EMFU1	FEDERAL FARM CREDIT BANKS FUNDING COI	11/03/2032	1.240	18,330,000.00	18,330,000.00	18,330,000.00	14,803,649.30
821809762	3133ENGL8	FEDERAL FARM CREDIT BANKS FUNDING COI	12/07/2029	2.000	20,000,000.00	20,000,000.00	20,000,000.00	18,491,878.80
821809678	3133EL5F7	FEDERAL FARM CREDIT BANKS FUNDING COI	12/01/2028	1.030	25,000,000.00	25,000,000.00	25,000,000.00	22,667,840.00
821809747	3133ENJZ4	FEDERAL FARM CREDIT BANKS FUNDING COI	01/05/2032	1.800	25,000,000.00	24,994,300.04	24,991,250.00	21,434,585.25
821809676	3133EMLM2	FEDERAL FARM CREDIT BANKS FUNDING COI	02/21/2031	1.125	25,000,000.00	24,996,531.71	24,993,750.00	21,477,732.00
821810272	3133ELWV0	FEDERAL FARM CREDIT BANKS FUNDING COI	04/21/2027	1.330	25,000,000.00	25,000,000.00	25,000,000.00	23,896,827.50
821810769	3133ENFR6	FEDERAL FARM CREDIT BANKS FUNDING COI	12/01/2025	1.340	9,880,000.00	9,880,000.00	9,880,000.00	9,760,452.79
1434180056	3133ERJ69	FEDERAL FARM CREDIT BANKS FUNDING COI	12/16/2032	5.200	25,000,000.00	25,000,000.00	25,000,000.00	25,044,146.00
859635093	3133ENVH0	FEDERAL FARM CREDIT BANKS FUNDING COI	04/26/2030	3.125	21,450,000.00	21,402,353.11	21,371,707.50	20,643,880.04
1321136050	3133ERLJ8	FEDERAL FARM CREDIT BANKS FUNDING COI	07/18/2031	5.520	36,769,000.00	36,753,068.69	36,750,615.50	36,740,009.11
1386753176	3133ERXF3	FEDERAL FARM CREDIT BANKS FUNDING COI	10/15/2031	4.900	30,101,000.00	30,101,000.00	30,101,000.00	30,075,111.64
821809519	3133ENKA7	FEDERAL FARM CREDIT BANKS FUNDING COI	01/05/2032	2.125	30,000,000.00	30,000,000.00	30,000,000.00	26,100,793.20
821809491	3133EL7A6	FEDERAL FARM CREDIT BANKS FUNDING COI	09/10/2030	0.950	25,000,000.00	24,938,316.33	24,881,250.00	21,465,416.25
821809052	3133ENMG3	FEDERAL FARM CREDIT BANKS FUNDING COI	11/19/2030	1.340	50,000,000.00	50,000,000.00	50,000,000.00	43,584,988.50
821810797	3133EMWN8	FEDERAL FARM CREDIT BANKS FUNDING COI	04/19/2029	1.700	25,000,000.00	25,000,000.00	25,000,000.00	23,057,526.25
821809164	3133EL5K6	FEDERAL FARM CREDIT BANKS FUNDING COI	09/03/2030	1.240	50,000,000.00	49,948,247.54	49,900,000.00	43,430,640.00
821809308	3133ENJM3	FEDERAL FARM CREDIT BANKS FUNDING COI	12/27/2027	1.480	50,000,000.00	50,000,000.00	50,000,000.00	47,196,591.50
821809732	3133ELED2	FEDERAL FARM CREDIT BANKS FUNDING COI	12/18/2025	1.820	36,274,000.00	36,272,587.60	36,255,863.00	35,869,123.40
821810586	3133ENMT4	FEDERAL FARM CREDIT BANKS FUNDING COI	02/01/2030	2.050	25,000,000.00	25,000,000.00	25,000,000.00	25,005,678.25
821809493	3133EMYE6	FEDERAL FARM CREDIT BANKS FUNDING COI	05/04/2026	1.000	25,000,000.00	24,993,695.24	24,962,500.00	24,354,698.50
821809465	3133EL6L3	FEDERAL FARM CREDIT BANKS FUNDING COI	09/09/2030	1.320	32,190,000.00	32,190,000.00	32,190,000.00	28,312,582.52
821810530	3133EMWB4	FEDERAL FARM CREDIT BANKS FUNDING COI	04/14/2031	2.040	25,000,000.00	25,000,000.00	25,000,000.00	22,286,853.50
863901902	3133ENXC3	FEDERAL FARM CREDIT BANKS FUNDING COI	06/01/2029	3.930	25,000,000.00	24,989,506.75	24,981,250.00	24,788,863.25
866508567	3133ENXV7	FEDERAL FARM CREDIT BANKS FUNDING COI	06/02/2031	4.330	25,000,000.00	25,000,000.00	25,000,000.00	24,810,219.75
1126839223	3133EPZ21	FEDERAL FARM CREDIT BANKS FUNDING COI	11/03/2028	5.570	24,295,000.00	24,295,000.00	24,295,000.00	24,340,224.41
821809521	3133ENKV1	FEDERAL FARM CREDIT BANKS FUNDING COI	01/13/2027	1.500	25,000,000.00	24,994,623.49	24,982,500.00	24,102,919.00
821809050	3133EMJK9	FEDERAL FARM CREDIT BANKS FUNDING COI	12/09/2030	1.280	50,000,000.00	49,931,989.30	49,875,000.00	43,380,755.00
1122064631	3133EPZH1	FEDERAL FARM CREDIT BANKS FUNDING COI	10/27/2026	5.420	50,000,000.00	50,000,000.00	50,000,000.00	49,999,253.50
821809224	3133EL5K6	FEDERAL FARM CREDIT BANKS FUNDING COI	09/03/2030	1.240	50,000,000.00	50,000,000.00	50,000,000.00	43,430,640.00
821810455	3133EMGK2	FEDERAL FARM CREDIT BANKS FUNDING COI	11/12/2030	1.030	25,000,000.00	24,993,291.36	24,987,500.00	21,430,271.75
1365839319	3133ERUP4	FEDERAL FARM CREDIT BANKS FUNDING COI	03/25/2030	4.840	50,000,000.00	50,000,000.00	50,000,000.00	49,718,833.00
821810743	3133ENGD6	FEDERAL FARM CREDIT BANKS FUNDING COI	12/06/2028	1.780	25,000,000.00	25,000,000.00	25,000,000.00	23,372,482.25
1366639774	3133ERST9	FEDERAL FARM CREDIT BANKS FUNDING COI	09/11/2030	5.120	47,700,000.00	47,700,000.00	47,740,545.00	47,645,022.41
821809702	3133EMUK6	FEDERAL FARM CREDIT BANKS FUNDING COI	03/25/2026	1.050	25,000,000.00	25,000,000.00	25,000,000.00	24,443,054.75
1121394790	3133EPY76	FEDERAL FARM CREDIT BANKS FUNDING COI	10/20/2028	5.520	39,370,000.00	39,370,000.00	39,370,000.00	39,409,395.98
821809506	3133EMMD1	FEDERAL FARM CREDIT BANKS FUNDING COI	01/06/2031	1.240	25,000,000.00	25,000,000.00	25,000,000.00	21,548,021.50
821810700	3133ENFN5	FEDERAL FARM CREDIT BANKS FUNDING COI	11/30/2026	1.540	25,000,000.00	25,000,000.00	25,000,000.00	24,156,411.75
900293453	3133ENG61	FEDERAL FARM CREDIT BANKS FUNDING COI	08/16/2032	4.700	25,000,000.00	24,982,185.87	24,975,000.00	24,655,007.50
1046329690	3133EPMA0	FEDERAL FARM CREDIT BANKS FUNDING COI	06/09/2028	4.690	25,000,000.00	25,000,000.00	25,000,000.00	24,981,732.25
821810134	3133EMUQ3	FEDERAL FARM CREDIT BANKS FUNDING COI	03/30/2027	1.300	25,000,000.00	25,000,000.00	25,000,000.00	23,911,090.00
821810638	3133ENDL1	FEDERAL FARM CREDIT BANKS FUNDING COI	11/08/2027	1.400	20,000,000.00	20,000,000.00	20,000,000.00	18,901,195.40
821810709	3133ENFN5	FEDERAL FARM CREDIT BANKS FUNDING COI	11/30/2026	1.540	25,000,000.00	25,000,000.00	25,000,000.00	24,156,411.75
1318202537	3133ERLJ8	FEDERAL FARM CREDIT BANKS FUNDING COI	07/18/2031	5.520	25,000,000.00	25,000,000.00	25,000,000.00	24,980,288.50
821810248	3133ELWV0	FEDERAL FARM CREDIT BANKS FUNDING COI	04/21/2027	1.330	25,000,000.00	25,000,000.00	25,000,000.00	23,896,827.50
1355455710	3133ERST9	FEDERAL FARM CREDIT BANKS FUNDING COI	09/11/2030	5.120	50,000,000.00	50,000,000.00	50,000,000.00	49,942,371.50
821809375	3133ELXZ2	FEDERAL FARM CREDIT BANKS FUNDING COI	04/27/2027	1.020	35,000,000.00	35,000,000.00	35,000,000.00	33,248,049.80
878042078	3133ENZQ6	FEDERAL FARM CREDIT BANKS FUNDING COI	06/29/2032	4.700	20,000,000.00	19,944,045.99	19,920,000.00	19,730,188.40
821809771	3133ENGL8	FEDERAL FARM CREDIT BANKS FUNDING COI	12/07/2029	2.000	20,000,000.00	20,000,000.00	20,000,000.00	18,491,878.80
821809233	3133ENEF3	FEDERAL FARM CREDIT BANKS FUNDING COI	11/16/2026	1.270	20,000,000.00	20,000,000.00	20,000,000.00	19,303,409.20
821810653	3133ENLL2	FEDERAL FARM CREDIT BANKS FUNDING COI	01/20/2032	2.050	20,000,000.00	20,000,000.00	20,000,000.00	17,301,652.20
821809054	3133EMNB4	FEDERAL FARM CREDIT BANKS FUNDING COI	01/14/2031	1.380	50,000,000.00	49,966,763.41	49,940,000.00	43,413,974.00
821810431	3133EMKY7	FEDERAL FARM CREDIT BANKS FUNDING COI	12/21/2027	0.740	20,000,000.00	20,000,000.00	20,000,000.00	18,516,526.20
821810793	3133EMWN8	FEDERAL FARM CREDIT BANKS FUNDING COI	04/19/2029	1.700	25,000,000.00	25,000,000.00	25,000,000.00	23,057,526.25
821810319	3133EMDT6	FEDERAL FARM CREDIT BANKS FUNDING COI	01/21/2028	0.900	17,300,000.00	17,297,246.80	17,292,215.00	16,057,817.27
821809515	3133EMXX5	FEDERAL FARM CREDIT BANKS FUNDING COI	04/30/2029	1.430	30,000,000.00	30,000,000.00	30,000,000.00	27,371,232.00
1393456855	3133ERYN5	FEDERAL FARM CREDIT BANKS FUNDING COI	10/28/2031	4.900	50,000,000.00	50,000,000.00	50,000,000.00	49,994,927.50
821809880	3133ELC85	FEDERAL FARM CREDIT BANKS FUNDING COI	05/27/2026	0.820	25,000,000.00	25,000,000.00	25,000,000.00	24,264,096.25
821809756	3133ENGL8	FEDERAL FARM CREDIT BANKS FUNDING COI	12/07/2029	2.000	20,000,000.00	20,000,000.00	20,000,000.00	18,491,878.80
821810487	3133EMVA7	FEDERAL FARM CREDIT BANKS FUNDING COI	04/01/2031	2.020	25,000,000.00	25,000,000.00	25,000,000.00	22,181,441.00
821809220	3133EL5K6	FEDERAL FARM CREDIT BANKS FUNDING COI	09/03/2030	1.240	50,000,000.00	50,000,000.00	50,000,000.00	43,430,640.00
821810459	3133EMGK2	FEDERAL FARM CREDIT BANKS FUNDING COI	11/12/2030	1.030	25,000,000.00	24,979,203.19	24,961,250.00	21,430,271.75
1373351812	3133ERVP3	FEDERAL FARM CREDIT BANKS FUNDING COI	04/01/2031	4.900	50,000,000.00	50,000,000.00	50,000,000.00	49,855,145.00
821809670	3133EL5F7	FEDERAL FARM CREDIT BANKS FUNDING COI	12/01/2028	1.030	25,000,000.00	25,000,000.00	25,000,000.00	22,667,840.00
1109093626	3133EPWV0	FEDERAL FARM CREDIT BANKS FUNDING COI	09/25/2026	5.200	40,708,000.00	40,691,141.13	40,667,292.00	40,697,888.13
863901898	3133ENXC3	FEDERAL FARM CREDIT BANKS FUNDING COI	06/01/2029	3.930	20,000,000.00	20,000,000.00	20,000,000.00	19,831,090.60
821809840	3133ENLR9	FEDERAL FARM CREDIT BANKS FUNDING COI	01/24/2029	2.000	25,000,000.00	25,000,000.00	25,000,000.00	23,415,074.50
821809474	3133EMSG8	FEDERAL FARM CREDIT BANKS FUNDING COI	03/03/2027	1.100	50,000,000.00	49,989,559.56	49,962,500.00	47,755,652.50
821809067	3133EL5L4	FEDERAL FARM CREDIT BANKS FUNDING COI	06/03/2030	1.250	50,000,000.00	50,000,000.00	50,000,000.00	43,774,958.50
821809418	3133EMDT6	FEDERAL FARM CREDIT BANKS FUNDING COI	01/21/2028	0.900	50,000,000.00	49,992,042.78	49,977,500.00	46,409,876.50
1131865559	3133EPB38	FEDERAL FARM CREDIT BANKS FUNDING COI	11/17/2027	5.230	25,000,000.00	25,000,000.00	25,000,000.00	25,054,206.00
821809044	3133EMJK9	FEDERAL FARM CREDIT BANKS FUNDING COI	12/09/2030	1.280	50,000,000.00	50,000,000.00	50,000,000.00	43,380,755.00
821809470	3133ELTS3	FEDERAL FARM CREDIT BANKS FUNDING COI	03/17/2027	1.000	50,000,000.00	50,000,000.00	50,000,000.00	47,633,163.50
868381884	3133ENYM6	FEDERAL FARM CREDIT BANKS FUNDING COI	06/08/2028	3.780	25,000,000.00	25,000,000.00	25,000,000.00	24,814,646.25
821810450	3133ENLS7	FEDERAL FARM CREDIT BANKS FUNDING COI	01/26/2032	2.320	25,000,000.00	25,000,000.00	25,000,000.00	21,998,477.25
821810762	3133EMFG2	FEDERAL FARM CREDIT BANKS FUNDING COI	11/04/2030	1.370	6,000,000.00	6,000,000.00	6,000,000.00	5,244,532.20
1132575157	3133EPB38	FEDERAL FARM CREDIT BANKS FUNDING COI	11/17/2027	5.230	25,000,000.00	25,000,000.00	25,000,000.00	25,054,206.00
821809873	3133ENFL9	FEDERAL FARM CREDIT BANKS FUNDING COI	11/29/2028	1.650	22,000,000.00	22,000,000.00	22,000,000.00	20,484,003.10
821809498	3133EL2K9	FEDERAL FARM CREDIT BANKS FUNDING COI	07/30/2029	1.120	25,000,000.00	25,000,000.00	25,000,000.00	22,343,080.25
888663309	3133ENC40	FEDERAL FARM CREDIT BANKS FUNDING COI	07/25/2029	4.330	25,000,000.00	25,000,000.00	25,000,000.00	24,948,882.75
1158562675	3133EPN92	FEDERAL FARM CREDIT BANKS FUNDING COI	12/22/2027	4.860	25,000,000.00	25,000,000.00	25,000,000.00	25,060,121.75
821809072	3133EL4P6	FEDERAL FARM CREDIT BANKS FUNDING COI	08/20/2029	1.140	45,200,000.00	45,200,000.00	45,200,000.00	40,370,531

LOS ANGELES COUNTY TREASURER  
 TREASURER PORTFOLIO COMPARED TO MARKET VALUE  
 FOR THE PERIOD: JUNE 1, 2025 TO JUNE 30, 2025  
 FUND: POOLED SURPLUS INVESTMENTS  
 ATTACHMENT X

Security ID	CUSIP	Description	Final Maturity	Face Rate	PAR	Amortized Cost	Historical Cost	Market Value
821809231	3133ENJK7	FEDERAL FARM CREDIT BANKS FUNDING COI	12/23/2031	2.050	45,000,000.00	45,000,000.00	45,000,000.00	39,620,271.60
821810650	3133EMGK2	FEDERAL FARM CREDIT BANKS FUNDING COI	11/12/2030	1.030	20,000,000.00	19,929,011.25	19,868,200.00	17,144,217.40
1064302239	3133EPPV1	FEDERAL FARM CREDIT BANKS FUNDING COI	07/14/2028	5.430	25,000,000.00	25,000,000.00	25,000,000.00	25,009,547.75
821810222	3133EMUQ3	FEDERAL FARM CREDIT BANKS FUNDING COI	03/30/2027	1.300	25,000,000.00	25,000,000.00	25,000,000.00	23,911,090.00
1372483909	3133ERUP4	FEDERAL FARM CREDIT BANKS FUNDING COI	03/25/2030	4.840	34,000,000.00	34,000,000.00	34,000,000.00	33,808,806.44
821809197	3133EMWMO	FEDERAL FARM CREDIT BANKS FUNDING COI	04/21/2031	1.970	45,000,000.00	45,000,000.00	45,000,000.00	40,047,855.75
821810377	3133EMFU1	FEDERAL FARM CREDIT BANKS FUNDING COI	11/03/2032	1.240	18,340,000.00	18,340,000.00	18,340,000.00	14,811,725.49
821809913	3133EMXW7	FEDERAL FARM CREDIT BANKS FUNDING COI	04/28/2028	1.400	25,000,000.00	24,979,804.29	24,950,000.00	23,390,040.75
821808958	3133ELXZ2	FEDERAL FARM CREDIT BANKS FUNDING COI	04/27/2027	1.020	50,000,000.00	50,000,000.00	50,000,000.00	47,497,214.00
821810560	3133ENMT4	FEDERAL FARM CREDIT BANKS FUNDING COI	02/01/2030	2.050	25,000,000.00	25,000,000.00	25,000,000.00	22,905,678.25
821809076	3133EMLN0	FEDERAL FARM CREDIT BANKS FUNDING COI	12/23/2030	1.240	48,935,000.00	48,906,263.48	48,882,639.55	42,320,015.15
821810773	3133ENEM8	FEDERAL FARM CREDIT BANKS FUNDING COI	11/23/2026	1.430	10,000,000.00	10,000,000.00	10,000,000.00	9,668,455.00
829937660	3133ENTQ3	FEDERAL FARM CREDIT BANKS FUNDING COI	04/04/2029	3.500	8,200,000.00	8,200,000.00	8,200,000.00	8,029,425.81
821810084	3133ENKB5	FEDERAL FARM CREDIT BANKS FUNDING COI	01/05/2034	2.340	38,770,000.00	38,672,540.04	38,661,300.00	32,558,116.11
821810127	3133EL4P6	FEDERAL FARM CREDIT BANKS FUNDING COI	08/20/2029	1.140	25,000,000.00	24,988,483.23	24,975,000.00	22,328,833.75
821809481	3133EMMD1	FEDERAL FARM CREDIT BANKS FUNDING COI	01/06/2031	1.240	50,000,000.00	50,000,000.00	50,000,000.00	43,096,043.00
821809048	3133EMJK9	FEDERAL FARM CREDIT BANKS FUNDING COI	12/09/2030	1.280	50,000,000.00	49,931,989.30	49,875,000.00	43,380,755.00
821809509	3133ENLE8	FEDERAL FARM CREDIT BANKS FUNDING COI	01/18/2028	1.830	27,000,000.00	27,000,000.00	27,000,000.00	25,700,096.88
821810603	3133ENJCS	FEDERAL FARM CREDIT BANKS FUNDING COI	12/22/2026	1.290	12,000,000.00	11,996,455.89	11,988,000.00	11,556,071.16
821809679	3133EMUK6	FEDERAL FARM CREDIT BANKS FUNDING COI	03/25/2026	1.050	25,000,000.00	25,000,000.00	25,000,000.00	24,443,054.75
821809765	3133ENHE3	FEDERAL FARM CREDIT BANKS FUNDING COI	12/14/2029	1.930	25,000,000.00	25,000,000.00	25,000,000.00	22,937,925.25
821809423	3133ELN34	FEDERAL FARM CREDIT BANKS FUNDING COI	06/22/2027	0.875	25,000,000.00	25,000,000.00	25,000,000.00	23,602,693.75
821810284	3133ENFG0	FEDERAL FARM CREDIT BANKS FUNDING COI	11/29/2033	2.350	15,150,000.00	15,150,000.00	15,150,000.00	12,827,303.66
821810467	3133ENHB9	FEDERAL FARM CREDIT BANKS FUNDING COI	12/14/2028	1.840	25,000,000.00	25,000,000.00	25,000,000.00	23,410,702.50
821809466	3133EMC26	FEDERAL FARM CREDIT BANKS FUNDING COI	06/03/2030	1.740	25,000,000.00	25,000,000.00	25,000,000.00	22,382,765.75
840008631	3133ENUV0	FEDERAL FARM CREDIT BANKS FUNDING COI	04/19/2032	4.000	25,000,000.00	25,000,000.00	25,000,000.00	24,243,924.75
821810674	3133ENMS6	FEDERAL FARM CREDIT BANKS FUNDING COI	02/01/2028	1.875	21,250,000.00	21,238,543.33	21,223,437.50	20,121,723.18
821810547	3133EMWB4	FEDERAL FARM CREDIT BANKS FUNDING COI	04/14/2031	2.040	25,000,000.00	25,000,000.00	25,000,000.00	22,286,853.50
821810758	3133ENHB9	FEDERAL FARM CREDIT BANKS FUNDING COI	12/14/2028	1.840	25,000,000.00	25,000,000.00	25,000,000.00	23,410,702.50
825556677	3133ENSF8	FEDERAL FARM CREDIT BANKS FUNDING COI	03/21/2029	2.870	50,000,000.00	49,979,247.85	49,961,000.00	48,335,224.00
821809298	3133EMVAT	FEDERAL FARM CREDIT BANKS FUNDING COI	04/01/2031	2.020	50,000,000.00	49,884,888.42	49,800,000.00	44,362,882.00
821809511	3133ENMT4	FEDERAL FARM CREDIT BANKS FUNDING COI	02/01/2030	2.050	27,200,000.00	27,200,000.00	27,200,000.00	24,921,377.94
821810633	3133ENEM8	FEDERAL FARM CREDIT BANKS FUNDING COI	11/23/2026	1.430	20,000,000.00	20,000,000.00	20,000,000.00	19,336,910.00
821810704	3133ENFN5	FEDERAL FARM CREDIT BANKS FUNDING COI	11/30/2026	1.540	25,000,000.00	25,000,000.00	25,000,000.00	24,156,411.75
821810661	3133ENMP2	FEDERAL FARM CREDIT BANKS FUNDING COI	01/27/2032	2.230	20,900,000.00	20,900,000.00	20,900,000.00	18,284,192.16
821810452	3133EL6W9	FEDERAL FARM CREDIT BANKS FUNDING COI	09/14/2028	1.000	20,000,000.00	20,000,000.00	20,000,000.00	18,315,693.80
867624350	3133ENYJ6	FEDERAL FARM CREDIT BANKS FUNDING COI	06/08/2028	3.780	25,000,000.00	25,000,000.00	25,000,000.00	24,814,646.25
821809496	3133ELXZ2	FEDERAL FARM CREDIT BANKS FUNDING COI	04/27/2027	1.020	25,000,000.00	25,000,000.00	25,000,000.00	23,748,607.00
821810689	3133EMNB4	FEDERAL FARM CREDIT BANKS FUNDING COI	01/14/2031	1.380	25,000,000.00	25,000,000.00	25,000,000.00	21,706,987.00
1104833999	3133EPWS0	FEDERAL FARM CREDIT BANKS FUNDING COI	09/25/2026	5.200	25,000,000.00	25,000,000.00	25,000,000.00	24,993,790.00
821810310	3133ENGR5	FEDERAL FARM CREDIT BANKS FUNDING COI	12/09/2031	2.200	25,000,000.00	25,000,000.00	25,000,000.00	22,235,082.75
821810605	3133ENKM1	FEDERAL FARM CREDIT BANKS FUNDING COI	01/12/2032	2.120	25,000,000.00	25,000,000.00	25,000,000.00	21,735,173.50
821810282	3133ENKM1	FEDERAL FARM CREDIT BANKS FUNDING COI	01/12/2032	2.120	25,000,000.00	25,000,000.00	25,000,000.00	21,735,173.50
821809425	3133EMXQ0	FEDERAL FARM CREDIT BANKS FUNDING COI	04/28/2026	0.940	25,000,000.00	25,000,000.00	25,000,000.00	24,070,759.50
821809130	3133EMVH2	FEDERAL FARM CREDIT BANKS FUNDING COI	04/05/2028	1.570	50,000,000.00	49,955,589.79	49,887,500.00	47,062,770.50
1571789904	313313JV1	FEDERAL FARM CREDIT BANKS FUNDING COI	07/31/2025	0.000	50,000,000.00	49,823,750.00	49,659,250.00	49,820,458.50
1566146291	313313LE6	FEDERAL FARM CREDIT BANKS FUNDING COI	09/02/2025	0.000	40,000,000.00	39,704,000.00	39,549,866.67	39,701,333.20
1530676664	313313JW9	FEDERAL FARM CREDIT BANKS FUNDING COI	08/01/2025	0.000	50,000,000.00	49,819,166.67	49,375,833.33	49,812,444.50
1563184583	313313JN9	FEDERAL FARM CREDIT BANKS FUNDING COI	07/24/2025	0.000	50,000,000.00	49,864,875.00	49,659,250.00	49,861,000.00
1576702547	313313KL1	FEDERAL FARM CREDIT BANKS FUNDING COI	08/15/2025	0.000	50,000,000.00	49,735,625.00	49,606,375.00	49,730,389.00
1559915624	313313JC3	FEDERAL FARM CREDIT BANKS FUNDING COI	07/14/2025	0.000	50,000,000.00	49,923,625.00	49,682,750.00	49,918,916.50
1566146292	313313KA5	FEDERAL FARM CREDIT BANKS FUNDING COI	08/05/2025	0.000	50,000,000.00	49,794,861.11	49,601,444.44	49,789,000.00
1566998338	313313KC1	FEDERAL FARM CREDIT BANKS FUNDING COI	08/07/2025	0.000	50,000,000.00	49,782,625.00	49,594,625.00	49,777,278.00
1587198831	313313KL1	FEDERAL FARM CREDIT BANKS FUNDING COI	08/15/2025	0.000	50,000,000.00	49,735,625.00	49,671,000.00	49,730,389.00
1584720938	313313KW7	FEDERAL FARM CREDIT BANKS FUNDING COI	08/25/2025	0.000	50,000,000.00	49,677,638.89	49,595,583.33	49,671,778.00
1579727621	313313KS6	FEDERAL FARM CREDIT BANKS FUNDING COI	08/21/2025	0.000	50,000,000.00	49,700,375.00	49,588,750.00	49,695,222.00
821810727	3130AKA71	FEDERAL HOME LOAN BANKS	10/08/2030	1.250	50,000,000.00	50,000,000.00	50,000,000.00	43,366,758.50
821809307	3130AJWG0	FEDERAL HOME LOAN BANKS	08/10/2028	1.020	32,995,000.00	32,995,000.00	32,995,000.00	30,284,514.53
821810783	3130AKPK6	FEDERAL HOME LOAN BANKS	01/27/2032	1.370	50,000,000.00	50,000,000.00	50,000,000.00	41,766,571.50
821810712	3130AKAQ9	FEDERAL HOME LOAN BANKS	10/07/2030	1.210	50,000,000.00	50,000,000.00	50,000,000.00	43,277,507.50
821809606	3130AMAB8	FEDERAL HOME LOAN BANKS	04/27/2029	1.550	25,000,000.00	25,000,000.00	25,000,000.00	22,918,890.25
870007040	3130ASFG9	FEDERAL HOME LOAN BANKS	06/29/2027	3.800	25,000,000.00	25,000,000.00	25,000,000.00	24,804,615.50
841371341	3130ARNL1	FEDERAL HOME LOAN BANKS	04/21/2027	3.260	25,000,000.00	25,000,000.00	25,000,000.00	24,661,744.00
821809632	3130APMY8	FEDERAL HOME LOAN BANKS	10/27/2027	1.400	25,000,000.00	25,000,000.00	25,000,000.00	23,645,104.75
821809587	3130AHL76	FEDERAL HOME LOAN BANKS	11/25/2026	2.080	40,950,000.00	40,950,000.00	40,950,000.00	39,878,982.23
821810738	3130AKPE0	FEDERAL HOME LOAN BANKS	01/27/2031	1.260	50,000,000.00	50,000,000.00	50,000,000.00	42,945,030.00
821809546	3130APNL5	FEDERAL HOME LOAN BANKS	10/27/2026	1.280	25,000,000.00	25,000,000.00	25,000,000.00	24,124,412.50
821809529	3130AKKQ8	FEDERAL HOME LOAN BANKS	12/23/2030	1.250	25,000,000.00	25,000,000.00	25,000,000.00	21,531,332.00
821809167	3130AQLB7	FEDERAL HOME LOAN BANKS	01/26/2029	1.875	25,000,000.00	25,000,000.00	25,000,000.00	23,324,259.50
821809234	3130AQM42	FEDERAL HOME LOAN BANKS	01/27/2032	2.250	22,700,000.00	22,700,000.00	22,700,000.00	20,069,906.95
821809221	3130AQNRO	FEDERAL HOME LOAN BANKS	01/27/2027	1.750	25,000,000.00	25,000,000.00	25,000,000.00	24,160,490.00
821809460	3130AMAD4	FEDERAL HOME LOAN BANKS	11/12/2026	1.100	30,000,000.00	30,000,000.00	30,000,000.00	28,859,411.40
821810791	3130AKQC3	FEDERAL HOME LOAN BANKS	01/27/2033	1.500	50,000,000.00	50,000,000.00	50,000,000.00	40,726,505.00
821809243	3130AJC31	FEDERAL HOME LOAN BANKS	03/14/2031	1.500	25,000,000.00	24,842,599.87	24,723,000.00	21,883,741.25
821809215	3130AQM26	FEDERAL HOME LOAN BANKS	01/27/2027	1.700	25,000,000.00	25,000,000.00	25,000,000.00	24,141,867.25
821809230	3130AQL76	FEDERAL HOME LOAN BANKS	01/20/2032	2.160	25,000,000.00	25,000,000.00	25,000,000.00	21,992,970.25
1377030885	3130B2WQ4	FEDERAL HOME LOAN BANKS	10/10/2031	4.700	33,150,000.00	33,150,000.00	33,150,000.00	32,736,745.14
821809596	3130AQJR5	FEDERAL HOME LOAN BANKS	01/27/2027	1.500	25,000,000.00	25,000,000.00	25,000,000.00	24,072,074.50
821810778	3130AKXM3	FEDERAL HOME LOAN BANKS	02/17/2032	1.350	50,000,000.00	50,000,000.00	50,000,000.00	41,623,517.00
1313237110	3130B1WZ6	FEDERAL HOME LOAN BANKS	07/16/2031	5.600	25,835,000.00	25,835,000.00	25,835,000.00	25,839,398.93
833040183	3130ARNE7	FEDERAL HOME LOAN BANKS	04/27/2027	3.250	50,000,000.00	50,000,000.00	50,000,000.00	49,306,047.50
821809611	3130AQ7B3	FEDERAL HOME LOAN BANKS	12/21/2027	1.610	25,000,000.00	25,000,000.00	25,000,000.00	23,685,384.25
821809583	3130AKK96	FEDERAL HOME LOAN BANKS	12/30/2030	1.250	40,440,000.00	40,440,000.00	40,440,000.00	34,806,568.89
841085426	3130ARKG5	FEDERAL HOME LOAN BANKS	04/21/2026	3.000	25,000,000.00	25,000,000.00	25,000,000.00	24,763,148.25

LOS ANGELES COUNTY TREASURER  
 TREASURER PORTFOLIO COMPARED TO MARKET VALUE  
 FOR THE PERIOD: JUNE 1, 2025 TO JUNE 30, 2025  
 FUND: POOLED SURPLUS INVESTMENTS  
 ATTACHMENT X

Security ID	CUSIP	Description	Final Maturity	Face Rate	PAR	Amortized Cost	Historical Cost	Market Value
821809202	3130AHNR0	FEDERAL HOME LOAN BANKS	12/16/2026	2.020	50,000,000.00	50,000,000.00	50,000,000.00	48,613,335.50
821809241	3130AQRW5	FEDERAL HOME LOAN BANKS	02/17/2026	2.400	25,000,000.00	25,000,000.00	25,000,000.00	22,271,781.75
858143703	3130AS6Q7	FEDERAL HOME LOAN BANKS	06/07/2027	3.250	25,000,000.00	25,000,000.00	25,000,000.00	24,742,842.50
1429008951	3130B3WR0	FEDERAL HOME LOAN BANKS	12/09/2031	5.275	46,670,000.00	46,653,251.39	46,651,798.70	46,613,442.96
877589745	3130ASHH5	FEDERAL HOME LOAN BANKS	06/28/2027	4.260	25,000,000.00	25,000,000.00	25,000,000.00	24,906,446.00
821809650	3130ALD43	FEDERAL HOME LOAN BANKS	02/24/2031	1.460	25,000,000.00	25,000,000.00	25,000,000.00	21,662,510.00
1430932218	3130B3ZR7	FEDERAL HOME LOAN BANKS	12/12/2031	5.250	29,750,000.00	29,750,000.00	29,750,000.00	29,716,291.47
1237998929	3130B0PR4	FEDERAL HOME LOAN BANKS	10/02/2028	5.000	25,000,000.00	25,000,000.00	25,000,000.00	25,024,188.75
821809149	3130AJSQ3	FEDERAL HOME LOAN BANKS	07/06/2027	1.020	24,185,000.00	24,178,958.64	24,178,953.75	22,863,402.69
821810799	3130AQJW4	FEDERAL HOME LOAN BANKS	01/27/2027	1.520	50,000,000.00	50,000,000.00	50,000,000.00	48,148,075.50
821809562	3130APWC5	FEDERAL HOME LOAN BANKS	11/23/2026	1.375	25,000,000.00	25,000,000.00	25,000,000.00	24,112,181.75
821810784	3130AQF24	FEDERAL HOME LOAN BANKS	12/29/2026	1.400	50,000,000.00	50,000,000.00	50,000,000.00	48,137,992.50
821809534	3130APMZ5	FEDERAL HOME LOAN BANKS	10/27/2026	1.250	25,000,000.00	25,000,000.00	25,000,000.00	24,114,848.50
821809644	3130AME73	FEDERAL HOME LOAN BANKS	05/18/2028	1.450	25,000,000.00	25,000,000.00	25,000,000.00	23,382,124.50
821810681	3130AKTV8	FEDERAL HOME LOAN BANKS	01/28/2031	1.320	50,000,000.00	50,000,000.00	50,000,000.00	43,087,964.50
821810610	3130APP33	FEDERAL HOME LOAN BANKS	11/17/2028	1.600	12,000,000.00	12,000,000.00	12,000,000.00	11,141,719.56
1432940650	3130B3ZR7	FEDERAL HOME LOAN BANKS	12/12/2031	5.250	15,000,000.00	15,000,000.00	15,000,000.00	14,983,004.10
821809659	3130AQF32	FEDERAL HOME LOAN BANKS	12/29/2027	1.500	25,000,000.00	25,000,000.00	25,000,000.00	23,611,359.00
821809166	3130AQB44	FEDERAL HOME LOAN BANKS	12/14/2029	1.800	25,000,000.00	25,000,000.00	25,000,000.00	22,791,202.25
821810683	3130AQK44	FEDERAL HOME LOAN BANKS	01/27/2027	1.625	25,000,000.00	25,000,000.00	25,000,000.00	24,113,608.25
821809558	3130AKPK6	FEDERAL HOME LOAN BANKS	01/27/2032	1.370	25,000,000.00	25,000,000.00	25,000,000.00	20,883,285.75
1349188571	3130B2E27	FEDERAL HOME LOAN BANKS	08/28/2031	5.150	50,000,000.00	50,000,000.00	50,000,000.00	49,894,194.50
821810696	3130AKTZ9	FEDERAL HOME LOAN BANKS	02/03/2031	1.320	50,000,000.00	50,000,000.00	50,000,000.00	43,062,458.00
821809601	3130AQHZ9	FEDERAL HOME LOAN BANKS	01/25/2027	1.540	25,000,000.00	25,000,000.00	25,000,000.00	24,084,003.25
821809953	3130AJV48	FEDERAL HOME LOAN BANKS	07/28/2027	0.770	50,000,000.00	50,000,000.00	50,000,000.00	46,941,703.00
821810734	3130AKYE0	FEDERAL HOME LOAN BANKS	02/24/2031	1.250	50,000,000.00	50,000,000.00	50,000,000.00	42,805,675.50
1327267068	3130B26C4	FEDERAL HOME LOAN BANKS	08/13/2031	5.420	25,000,000.00	25,000,000.00	25,000,000.00	24,975,345.25
821810706	3130AKNQ5	FEDERAL HOME LOAN BANKS	01/27/2032	1.340	50,000,000.00	50,000,000.00	50,000,000.00	41,681,871.00
821809640	3130APXY6	FEDERAL HOME LOAN BANKS	12/01/2026	1.420	25,000,000.00	25,000,000.00	25,000,000.00	24,116,365.00
821809199	3130AKJI1	FEDERAL HOME LOAN BANKS	12/30/2027	0.875	22,000,000.00	22,000,000.00	22,000,000.00	20,453,587.22
821809996	3130AMJ20	FEDERAL HOME LOAN BANKS	04/28/2026	1.050	50,000,000.00	50,000,000.00	50,000,000.00	48,744,920.00
821809655	3130AQAY9	FEDERAL HOME LOAN BANKS	12/30/2026	1.500	25,000,000.00	25,000,000.00	25,000,000.00	24,103,526.75
821809627	3130APVD4	FEDERAL HOME LOAN BANKS	11/23/2027	1.390	25,000,000.00	25,000,000.00	25,000,000.00	23,600,666.25
821809582	3130AHSJ3	FEDERAL HOME LOAN BANKS	12/23/2026	2.090	40,000,000.00	40,000,000.00	40,000,000.00	38,915,104.80
821809554	3130APVK8	FEDERAL HOME LOAN BANKS	11/23/2026	1.300	25,000,000.00	25,000,000.00	25,000,000.00	24,087,007.00
821810420	3130AKJT4	FEDERAL HOME LOAN BANKS	12/30/2030	1.290	19,875,000.00	19,875,000.00	19,875,000.00	17,190,854.22
821810777	3130AKNV4	FEDERAL HOME LOAN BANKS	01/27/2032	1.350	50,000,000.00	50,000,000.00	50,000,000.00	41,710,131.00
821810693	3130AQLU5	FEDERAL HOME LOAN BANKS	01/27/2027	1.660	25,000,000.00	25,000,000.00	25,000,000.00	24,126,797.00
821810702	3130AL4N1	FEDERAL HOME LOAN BANKS	02/24/2031	1.320	50,000,000.00	50,000,000.00	50,000,000.00	42,979,005.50
821810028	3130AJJQ3	FEDERAL HOME LOAN BANKS	04/27/2027	1.200	50,000,000.00	50,000,000.00	50,000,000.00	47,637,696.00
877589744	3130ASDV8	FEDERAL HOME LOAN BANKS	06/28/2027	3.300	25,000,000.00	25,000,000.00	25,000,000.00	24,767,103.50
821810687	3130AQLQ4	FEDERAL HOME LOAN BANKS	01/27/2027	1.650	25,000,000.00	25,000,000.00	25,000,000.00	24,150,313.50
821810000	3130AKB96	FEDERAL HOME LOAN BANKS	10/02/2030	1.080	50,000,000.00	50,000,000.00	50,000,000.00	42,994,786.00
821809567	3130AK3V6	FEDERAL HOME LOAN BANKS	09/30/2030	1.300	39,950,000.00	39,950,000.00	39,950,000.00	34,768,320.81
821810730	3130AKKQ8	FEDERAL HOME LOAN BANKS	12/23/2030	1.250	50,000,000.00	50,000,000.00	50,000,000.00	43,062,664.00
821809694	3130AL4L5	FEDERAL HOME LOAN BANKS	08/24/2029	1.150	25,000,000.00	25,000,000.00	25,000,000.00	22,351,637.50
821810786	3130AKS23	FEDERAL HOME LOAN BANKS	01/27/2033	1.495	50,000,000.00	50,000,000.00	50,000,000.00	40,708,335.50
821809550	3130APYJ8	FEDERAL HOME LOAN BANKS	06/08/2026	1.290	25,000,000.00	25,000,000.00	25,000,000.00	24,354,859.50
821809972	3130AJRQ4	FEDERAL HOME LOAN BANKS	06/25/2027	1.000	50,000,000.00	50,000,000.00	50,000,000.00	47,282,202.00
1132575155	3130AXQQ4	FEDERAL HOME LOAN BANKS	11/28/2028	5.250	50,000,000.00	50,000,000.00	50,000,000.00	50,079,528.00
821809145	3130AQ3P6	FEDERAL HOME LOAN BANKS	12/08/2031	2.080	24,000,000.00	24,000,000.00	24,000,000.00	21,076,602.24
821809636	3130APX26	FEDERAL HOME LOAN BANKS	12/01/2026	1.400	25,000,000.00	25,000,000.00	25,000,000.00	24,109,552.75
1585664051	313385LX2	FEDERAL HOME LOAN BANKS	09/19/2025	0.000	50,000,000.00	49,529,666.66	49,464,995.83	49,527,500.00
1540268819	313385JU1	FEDERAL HOME LOAN BANKS	07/30/2025	0.000	50,000,000.00	49,830,873.61	49,469,293.06	49,826,250.00
1539046024	313385JU1	FEDERAL HOME LOAN BANKS	07/30/2025	0.000	50,000,000.00	49,831,437.50	49,459,437.50	49,826,250.00
1571788938	313385LF1	FEDERAL HOME LOAN BANKS	09/03/2025	0.000	50,000,000.00	49,624,000.00	49,465,375.00	49,620,833.50
1531734820	313385JG2	FEDERAL HOME LOAN BANKS	07/18/2025	0.000	50,000,000.00	49,900,172.22	49,483,244.44	49,895,750.00
156998332	313385KR6	FEDERAL HOME LOAN BANKS	08/20/2025	0.000	50,000,000.00	49,707,638.89	49,520,527.78	49,701,083.50
1525747962	313385HV1	FEDERAL HOME LOAN BANKS	07/07/2025	0.000	21,161,293.11	21,146,293.11	20,945,298.87	21,143,842.03
1534369054	313385HW9	FEDERAL HOME LOAN BANKS	07/08/2025	0.000	50,000,000.00	49,959,215.28	49,551,368.06	49,953,666.50
1593261943	313385KP0	FEDERAL HOME LOAN BANKS	08/18/2025	0.000	23,940,000.00	23,805,297.60	23,794,072.40	23,802,491.27
1539046022	313385JU1	FEDERAL HOME LOAN BANKS	07/30/2025	0.000	50,000,000.00	49,831,437.50	49,459,437.50	49,826,250.00
1558812868	313385LV6	FEDERAL HOME LOAN BANKS	09/17/2025	0.000	50,000,000.00	49,541,966.67	49,301,205.56	49,539,166.50
1557852621	313385KB1	FEDERAL HOME LOAN BANKS	08/06/2025	0.000	50,000,000.00	49,789,250.00	49,537,520.83	49,783,139.00
1592547088	313385KT2	FEDERAL HOME LOAN BANKS	08/22/2025	0.000	50,000,000.00	49,695,438.89	49,672,011.11	49,689,361.00
1534369058	313385JM9	FEDERAL HOME LOAN BANKS	07/23/2025	0.000	50,000,000.00	49,871,208.33	49,467,270.83	49,866,791.50
1540268823	313385HQ2	FEDERAL HOME LOAN BANKS	07/02/2025	0.000	50,000,000.00	49,994,152.78	49,625,777.78	49,988,416.50
1539046013	313385JV9	FEDERAL HOME LOAN BANKS	07/31/2025	0.000	50,000,000.00	49,825,625.00	49,453,625.00	49,820,458.50
1575338595	313385LA2	FEDERAL HOME LOAN BANKS	08/29/2025	0.000	22,371,000.00	22,216,463.00	22,150,981.22	22,213,657.37
1525747953	313385H22	FEDERAL HOME LOAN BANKS	07/11/2025	0.000	50,000,000.00	49,941,416.67	49,466,891.67	49,936,291.50
1535424897	313385JK3	FEDERAL HOME LOAN BANKS	07/12/2025	0.000	50,000,000.00	49,883,750.00	49,482,687.50	49,878,375.00
1551984968	313385JZ0	FEDERAL HOME LOAN BANKS	08/04/2025	0.000	50,000,000.00	49,801,666.67	49,515,833.33	49,794,861.00
1549070537	313385KD7	FEDERAL HOME LOAN BANKS	08/08/2025	0.000	50,000,000.00	49,777,488.89	49,467,144.44	49,771,416.50
1544998424	313385JK3	FEDERAL HOME LOAN BANKS	07/12/2025	0.000	50,000,000.00	49,883,333.33	49,533,333.33	49,878,375.00
1540268813	313385JG2	FEDERAL HOME LOAN BANKS	07/18/2025	0.000	31,369,000.00	31,307,155.14	31,077,965.39	31,303,595.64
1571788932	313385LF1	FEDERAL HOME LOAN BANKS	09/03/2025	0.000	50,000,000.00	49,624,000.00	49,465,375.00	49,620,833.50
1558812860	313385KR6	FEDERAL HOME LOAN BANKS	08/20/2025	0.000	50,000,000.00	49,706,250.00	49,465,375.00	49,701,083.50
1574036159	313385LH7	FEDERAL HOME LOAN BANKS	09/05/2025	0.000	50,000,000.00	49,612,341.67	49,465,501.39	49,609,166.50
1563184579	313385LH7	FEDERAL HOME LOAN BANKS	09/05/2025	0.000	50,000,000.00	49,614,541.66	49,410,131.94	49,609,166.50
1536180393	313385JM9	FEDERAL HOME LOAN BANKS	07/23/2025	0.000	50,000,000.00	49,872,125.00	49,476,875.00	49,866,791.50
1547029421	313385JU1	FEDERAL HOME LOAN BANKS	07/30/2025	0.000	31,176,000.00	31,070,521.20	30,866,838.00	31,067,663.40
1587198832	313385LL8	FEDERAL HOME LOAN BANKS	09/08/2025	0.000	50,000,000.00	49,597,979.17	49,533,888.89	49,591,666.50
1589656634	313385LT1	FEDERAL HOME LOAN BANKS	09/15/2025	0.000	50,000,000.00	49,557,194.44	49,516,409.72	49,550,833.50
1585664055	313385LX2	FEDERAL HOME LOAN BANKS	09/19/2025	0.000	50,000,000.00	49,529,666.66	49,464,995.83	49,527,500.00
1539046020	313385JV9	FEDERAL HOME LOAN BANKS	07/31/2025	0.000	50,000,000.00	49,825,625.00	49,453,625.00	49,820,458.50
1540268830	313385JF4	FEDERAL HOME LOAN BANKS	07/17/2025	0.000	50,000,000.00	49,906,666.67	49,539,166.67	49,901,

LOS ANGELES COUNTY TREASURER  
 TREASURER PORTFOLIO COMPARED TO MARKET VALUE  
 FOR THE PERIOD: JUNE 1, 2025 TO JUNE 30, 2025  
 FUND: POOLED SURPLUS INVESTMENTS  
 ATTACHMENT X

Security ID	CUSIP	Description	Final Maturity	Face Rate	PAR	Amortized Cost	Historical Cost	Market Value
1544998422	313385HV1	FEDERAL HOME LOAN BANKS	07/07/2025	0.000	50,000,000.00	49,964,875.00	49,613,625.00	49,959,458.50
1539046018	313385JU1	FEDERAL HOME LOAN BANKS	07/30/2025	0.000	50,000,000.00	49,831,437.50	49,459,437.50	49,826,250.00
1563184590	313385LA2	FEDERAL HOME LOAN BANKS	08/29/2025	0.000	50,000,000.00	49,655,013.89	49,456,208.33	49,648,333.50
1536180389	313385JM9	FEDERAL HOME LOAN BANKS	07/23/2025	0.000	19,527,000.00	19,477,059.70	19,322,698.76	19,474,976.75
1528840932	313385JE7	FEDERAL HOME LOAN BANKS	07/16/2025	0.000	50,000,000.00	49,912,208.33	49,467,397.22	49,907,333.50
1525747963	313385HV1	FEDERAL HOME LOAN BANKS	07/07/2025	0.000	50,000,000.00	49,965,250.00	49,490,333.33	49,959,458.50
1563184575	313385JM9	FEDERAL HOME LOAN BANKS	07/23/2025	0.000	50,000,000.00	49,870,841.67	49,671,233.33	49,866,791.50
1592547085	313385KT2	FEDERAL HOME LOAN BANKS	08/22/2025	0.000	50,000,000.00	49,695,438.89	49,672,011.11	49,689,361.00
1539046023	313385JU1	FEDERAL HOME LOAN BANKS	07/30/2025	0.000	50,000,000.00	49,831,437.50	49,459,437.50	49,826,250.00
1577724774	313385LN4	FEDERAL HOME LOAN BANKS	09/10/2025	0.000	50,000,000.00	49,583,466.66	49,466,133.33	49,580,000.00
1554385519	313385KL9	FEDERAL HOME LOAN BANKS	08/15/2025	0.000	50,000,000.00	49,736,062.50	49,466,259.72	49,730,389.00
1587198826	313385LL8	FEDERAL HOME LOAN BANKS	09/08/2025	0.000	50,000,000.00	49,597,979.17	49,533,888.89	49,591,666.50
1551984977	313385JZ0	FEDERAL HOME LOAN BANKS	08/04/2025	0.000	50,000,000.00	49,801,666.67	49,515,833.33	49,794,861.00
1566146290	313385LA2	FEDERAL HOME LOAN BANKS	08/29/2025	0.000	50,000,000.00	49,653,211.11	49,465,122.22	49,648,333.50
1531734832	313385GJ2	FEDERAL HOME LOAN BANKS	07/18/2025	0.000	50,000,000.00	49,900,172.22	49,483,244.44	49,895,750.00
1554385528	313385KL9	FEDERAL HOME LOAN BANKS	08/15/2025	0.000	50,000,000.00	49,736,062.50	49,466,259.72	49,730,389.00
1578710551	313385LH7	FEDERAL HOME LOAN BANKS	09/05/2025	0.000	30,098,000.00	29,865,969.50	29,795,657.23	29,862,733.87
1517717438	313385HQ2	FEDERAL HOME LOAN BANKS	07/02/2025	0.000	50,000,000.00	49,994,154.17	49,468,029.17	49,988,416.50
1539046027	313385JV9	FEDERAL HOME LOAN BANKS	07/31/2025	0.000	50,000,000.00	49,825,625.00	49,453,625.00	49,820,458.50
1534369057	313385HW9	FEDERAL HOME LOAN BANKS	07/08/2025	0.000	50,000,000.00	49,959,215.28	49,551,368.06	49,953,866.50
1544998416	313385HR0	FEDERAL HOME LOAN BANKS	07/03/2025	0.000	50,000,000.00	49,988,291.67	49,637,041.67	49,982,625.00
1541290118	313385JF4	FEDERAL HOME LOAN BANKS	07/17/2025	0.000	50,000,000.00	49,906,666.67	49,539,166.67	49,901,541.50
1546219587	313385HY5	FEDERAL HOME LOAN BANKS	07/10/2025	0.000	50,000,000.00	49,947,312.50	49,613,625.00	49,942,083.50
1539046025	313385JV9	FEDERAL HOME LOAN BANKS	07/31/2025	0.000	50,000,000.00	49,825,625.00	49,453,625.00	49,820,458.50
1548009036	313385JU1	FEDERAL HOME LOAN BANKS	07/30/2025	0.000	50,000,000.00	49,831,236.11	49,511,166.67	49,826,250.00
1517717436	313385HQ2	FEDERAL HOME LOAN BANKS	07/02/2025	0.000	50,000,000.00	49,994,154.17	49,468,029.17	49,988,416.50
1563184588	313385LH7	FEDERAL HOME LOAN BANKS	09/05/2025	0.000	33,825,000.00	33,564,237.44	33,425,954.26	33,560,801.14
1592547092	313385HX7	FEDERAL HOME LOAN BANKS	07/09/2025	0.000	50,000,000.00	49,953,888.89	49,925,069.44	49,947,875.00
1588875372	313385LL8	FEDERAL HOME LOAN BANKS	09/08/2025	0.000	20,524,000.00	20,358,978.49	20,339,845.56	20,356,387.26
1540268812	313385JU1	FEDERAL HOME LOAN BANKS	07/30/2025	0.000	50,000,000.00	49,830,873.61	49,469,293.06	49,826,250.00
1546219585	313385JU1	FEDERAL HOME LOAN BANKS	07/30/2025	0.000	50,000,000.00	49,830,833.33	49,498,333.33	49,826,250.00
1540268827	313385JU1	FEDERAL HOME LOAN BANKS	07/30/2025	0.000	50,000,000.00	49,830,873.61	49,469,293.06	49,826,250.00
1589656646	313385KR6	FEDERAL HOME LOAN BANKS	08/20/2025	0.000	50,000,000.00	49,706,736.11	49,671,544.44	49,701,083.50
1536180394	313385JP2	FEDERAL HOME LOAN BANKS	07/25/2025	0.000	50,000,000.00	49,859,866.67	49,468,661.11	49,855,208.50
1563184580	313385LA2	FEDERAL HOME LOAN BANKS	08/29/2025	0.000	50,000,000.00	49,655,013.89	49,456,208.33	49,648,333.50
1547029420	313385KB1	FEDERAL HOME LOAN BANKS	08/06/2025	0.000	50,000,000.00	49,789,550.00	49,468,029.17	49,783,139.00
1579727625	313385LQ7	FEDERAL HOME LOAN BANKS	09/12/2025	0.000	50,000,000.00	49,571,631.94	49,466,006.94	49,568,333.50
1589656648	313385KC9	FEDERAL HOME LOAN BANKS	08/07/2025	0.000	50,000,000.00	49,783,395.84	49,742,416.67	49,777,278.00
1574036158	313385LH7	FEDERAL HOME LOAN BANKS	09/05/2025	0.000	50,000,000.00	49,612,341.67	49,465,501.39	49,609,166.50
1558812861	313385KR6	FEDERAL HOME LOAN BANKS	08/20/2025	0.000	50,000,000.00	49,706,250.00	49,465,375.00	49,701,083.50
1589656629	313385KC9	FEDERAL HOME LOAN BANKS	08/07/2025	0.000	50,000,000.00	49,783,395.84	49,742,416.67	49,777,278.00
1566146297	313385LA2	FEDERAL HOME LOAN BANKS	08/29/2025	0.000	50,000,000.00	49,653,211.11	49,465,122.22	49,648,333.50
1560648437	313385KT2	FEDERAL HOME LOAN BANKS	08/22/2025	0.000	50,000,000.00	49,694,500.00	49,465,375.00	49,689,361.00
1534369051	313385JM9	FEDERAL HOME LOAN BANKS	07/23/2025	0.000	50,000,000.00	49,871,208.33	49,467,270.83	49,866,791.50
1540268816	313385HQ2	FEDERAL HOME LOAN BANKS	07/02/2025	0.000	50,000,000.00	49,994,152.78	49,625,777.78	49,988,416.50
1589656642	313385LT1	FEDERAL HOME LOAN BANKS	09/15/2025	0.000	50,000,000.00	49,557,194.44	49,516,409.72	49,550,833.50
1546219581	313385JW7	FEDERAL HOME LOAN BANKS	08/01/2025	0.000	47,077,000.00	46,906,738.18	46,593,676.13	46,900,408.99
1571788935	313385LF1	FEDERAL HOME LOAN BANKS	09/03/2025	0.000	50,000,000.00	49,624,000.00	49,465,375.00	49,620,833.50
1581041902	313385LE4	FEDERAL HOME LOAN BANKS	09/02/2025	0.000	21,466,000.00	21,447,195.90	21,401,823.30	21,444,675.13
1563184591	313385JM9	FEDERAL HOME LOAN BANKS	07/23/2025	0.000	50,000,000.00	49,870,841.67	49,671,233.33	49,866,791.50
1547029418	313385JS6	FEDERAL HOME LOAN BANKS	07/28/2025	0.000	50,000,000.00	49,842,500.00	49,515,833.33	49,837,833.50
1558812865	313385KT2	FEDERAL HOME LOAN BANKS	08/22/2025	0.000	50,000,000.00	49,696,666.67	49,451,666.67	49,689,361.00
1549070542	313385KD7	FEDERAL HOME LOAN BANKS	08/08/2025	0.000	50,000,000.00	49,777,488.89	49,467,144.44	49,771,416.50
1549813145	313385KB1	FEDERAL HOME LOAN BANKS	08/06/2025	0.000	40,079,562.12	40,079,562.12	39,831,584.13	40,073,435.57
1525747961	313385HZ2	FEDERAL HOME LOAN BANKS	07/11/2025	0.000	50,000,000.00	49,941,416.67	49,466,891.67	49,936,291.50
904121726	3134GXW42	FEDERAL HOME LOAN MORTGAGE CORP	09/15/2025	4.000	25,000,000.00	25,000,000.00	25,000,000.00	24,974,403.50
821809094	3134GW2S4	FEDERAL HOME LOAN MORTGAGE CORP	08/27/2030	1.200	25,000,000.00	25,000,000.00	25,000,000.00	21,676,572.00
1087607704	3134H1AU7	FEDERAL HOME LOAN MORTGAGE CORP	08/29/2028	5.300	50,000,000.00	50,000,000.00	50,000,000.00	49,972,599.50
821810557	3134GW4D5	FEDERAL HOME LOAN MORTGAGE CORP	10/28/2030	1.310	50,000,000.00	50,000,000.00	50,000,000.00	43,579,848.50
821809107	3134GWYY6	FEDERAL HOME LOAN MORTGAGE CORP	10/22/2030	1.260	25,000,000.00	24,996,017.91	24,992,500.00	21,739,964.75
886107584	3134GXG99	FEDERAL HOME LOAN MORTGAGE CORP	07/25/2025	3.650	25,000,000.00	25,000,000.00	25,000,000.00	24,987,984.00
821809206	3134GW6R2	FEDERAL HOME LOAN MORTGAGE CORP	11/05/2032	1.500	50,000,000.00	50,000,000.00	50,000,000.00	41,048,182.50
821809092	3134GWSQ8	FEDERAL HOME LOAN MORTGAGE CORP	08/24/2029	1.150	25,000,000.00	25,000,000.00	25,000,000.00	22,331,599.75
821809021	3134GWA3A2	FEDERAL HOME LOAN MORTGAGE CORP	09/09/2030	1.200	25,000,000.00	25,000,000.00	25,000,000.00	21,659,494.75
821810299	3134GWQ74	FEDERAL HOME LOAN MORTGAGE CORP	09/26/2030	1.330	50,000,000.00	50,000,000.00	50,000,000.00	43,745,677.00
821810327	3134GXF76	FEDERAL HOME LOAN MORTGAGE CORP	12/16/2031	1.330	50,000,000.00	50,000,000.00	50,000,000.00	42,039,465.50
821810742	3134GWW51	FEDERAL HOME LOAN MORTGAGE CORP	10/08/2030	1.240	50,000,000.00	50,000,000.00	50,000,000.00	43,494,155.50
821809464	3134GXBMS	FEDERAL HOME LOAN MORTGAGE CORP	11/12/2025	0.600	31,739,000.00	31,739,000.00	31,739,000.00	31,302,940.74
821810766	3134GWYY6	FEDERAL HOME LOAN MORTGAGE CORP	10/22/2030	1.260	50,000,000.00	49,992,035.89	49,985,000.00	43,479,929.50
821809559	3134GXCS1	FEDERAL HOME LOAN MORTGAGE CORP	11/25/2025	0.625	50,000,000.00	50,000,000.00	50,121,500.00	49,272,528.50
821809027	3134GWB96	FEDERAL HOME LOAN MORTGAGE CORP	09/09/2030	1.250	25,000,000.00	25,000,000.00	25,000,000.00	21,717,289.75
821810596	3134GWBQ4	FEDERAL HOME LOAN MORTGAGE CORP	11/12/2030	1.310	50,000,000.00	50,000,000.00	50,000,000.00	43,537,744.50
1400333398	3134HAWM1	FEDERAL HOME LOAN MORTGAGE CORP	11/14/2031	5.060	50,000,000.00	50,000,000.00	50,000,000.00	50,012,401.50
821810333	3134GXFS8	FEDERAL HOME LOAN MORTGAGE CORP	12/09/2031	1.330	50,000,000.00	50,000,000.00	50,000,000.00	42,060,290.50
1252508128	3134H1J87	FEDERAL HOME LOAN MORTGAGE CORP	05/03/2029	5.450	25,000,000.00	25,000,000.00	25,000,000.00	25,050,594.50
821810415	3134GXEB6	FEDERAL HOME LOAN MORTGAGE CORP	11/23/2032	1.420	50,000,000.00	50,000,000.00	50,000,000.00	40,804,975.00
1455466556	3134HA2A0	FEDERAL HOME LOAN MORTGAGE CORP	01/29/2032	5.220	50,000,000.00	50,000,000.00	50,000,000.00	50,122,356.50
821809598	3134GWD1	FEDERAL HOME LOAN MORTGAGE CORP	07/29/2027	1.000	50,000,000.00	50,000,000.00	50,000,000.00	47,166,339.00
821810804	3134GWN4	FEDERAL HOME LOAN MORTGAGE CORP	09/30/2030	1.240	50,000,000.00	50,000,000.00	50,000,000.00	43,518,969.50
821809030	3134GWRG3	FEDERAL HOME LOAN MORTGAGE CORP	09/03/2030	1.260	25,000,000.00	25,000,000.00	25,000,000.00	21,738,335.00
821810292	3134GXEK6	FEDERAL HOME LOAN MORTGAGE CORP	11/25/2031	1.320	50,000,000.00	50,000,000.00	50,000,000.00	42,074,433.00
821809639	3134GWSZ0	FEDERAL HOME LOAN MORTGAGE CORP	09/28/2028	1.000	50,000,000.00	50,000,000.00	50,000,000.00	45,743,872.00
821810580	3134GW4K9	FEDERAL HOME LOAN MORTGAGE CORP	10/28/2030	1.310	50,000,000.00	50,000,000.00	50,000,000.00	43,579,848.50
821810750	3134GWUA2	FEDERAL HOME LOAN MORTGAGE CORP	09/30/2030	1.250	50,000,000.00	50,000,000.00	50,000,000.00	43,542,419.50
821809211	3134GVG44	FEDERAL HOME LOAN MORTGAGE CORP	12/09/2025	0.500	50,000,000.00	50,000,000.00	50,000,000.00	

LOS ANGELES COUNTY TREASURER  
 TREASURER PORTFOLIO COMPARED TO MARKET VALUE  
 FOR THE PERIOD: JUNE 1, 2025 TO JUNE 30, 2025  
 FUND: POOLED SURPLUS INVESTMENTS  
 ATTACHMENT X

Security ID	CUSIP	Description	Final Maturity	Face Rate	PAR	Amortized Cost	Historical Cost	Market Value
821809635	3134GWSZ0	FEDERAL HOME LOAN MORTGAGE CORP	09/28/2028	1.000	50,000,000.00	50,000,000.00	50,000,000.00	45,743,872.00
821810703	3134GXXC7	FEDERAL HOME LOAN MORTGAGE CORP	01/06/2031	1.150	50,000,000.00	50,000,000.00	50,000,000.00	42,876,140.50
821809088	3134GVX78	FEDERAL HOME LOAN MORTGAGE CORP	06/28/2027	1.000	25,000,000.00	24,999,928.95	24,999,750.00	23,639,565.25
821810746	3134GWTM8	FEDERAL HOME LOAN MORTGAGE CORP	09/30/2030	1.250	50,000,000.00	50,000,000.00	50,000,000.00	43,542,419.50
821809605	3134GVQR2	FEDERAL HOME LOAN MORTGAGE CORP	05/04/2027	1.050	50,000,000.00	50,000,000.00	50,000,000.00	47,506,053.50
821809108	3134GWC79	FEDERAL HOME LOAN MORTGAGE CORP	09/17/2030	1.280	25,000,000.00	25,000,000.00	25,000,000.00	21,739,879.50
821810457	3134GXEQ3	FEDERAL HOME LOAN MORTGAGE CORP	11/26/2032	1.490	50,000,000.00	50,000,000.00	50,000,000.00	41,015,416.00
821809093	3134GWOA7	FEDERAL HOME LOAN MORTGAGE CORP	08/20/2029	1.100	25,000,000.00	25,000,000.00	25,000,000.00	22,291,113.25
821810698	3134GVUQ9	FEDERAL HOME LOAN MORTGAGE CORP	05/27/2027	1.070	50,000,000.00	50,000,000.00	50,000,000.00	47,441,833.50
821810059	3134GBX85	FEDERAL HOME LOAN MORTGAGE CORP	11/12/2025	0.600	50,000,000.00	50,000,000.00	50,000,000.00	49,313,054.50
821809648	3134GWSX5	FEDERAL HOME LOAN MORTGAGE CORP	09/23/2030	1.250	50,000,000.00	50,000,000.00	50,000,000.00	43,393,065.50
821810414	3134GWY7	FEDERAL HOME LOAN MORTGAGE CORP	11/17/2031	1.410	50,000,000.00	50,000,000.00	50,000,000.00	42,347,885.50
1403344801	3134HAW58	FEDERAL HOME LOAN MORTGAGE CORP	11/18/2031	5.200	50,000,000.00	50,000,000.00	50,000,000.00	50,017,428.50
904121725	3134GXW26	FEDERAL HOME LOAN MORTGAGE CORP	09/12/2025	4.000	25,000,000.00	25,000,000.00	25,000,000.00	24,964,480.00
821810771	3134GWZ66	FEDERAL HOME LOAN MORTGAGE CORP	10/22/2030	1.270	50,000,000.00	50,000,000.00	50,000,000.00	43,503,513.50
821809661	3134GVMU9	FEDERAL HOME LOAN MORTGAGE CORP	04/28/2026	1.000	50,000,000.00	50,000,000.00	50,000,000.00	48,733,152.50
821810756	3134GWWP6	FEDERAL HOME LOAN MORTGAGE CORP	10/15/2030	1.250	50,000,000.00	50,000,000.00	50,000,000.00	43,495,812.00
821809063	3134GWAJ5	FEDERAL HOME LOAN MORTGAGE CORP	07/22/2026	0.830	25,000,000.00	25,000,000.00	25,000,000.00	24,201,996.75
821809091	3134GWQY5	FEDERAL HOME LOAN MORTGAGE CORP	08/25/2028	1.070	25,000,000.00	25,000,000.00	25,000,000.00	22,977,534.50
821810517	3134GW3N4	FEDERAL HOME LOAN MORTGAGE CORP	10/28/2030	1.300	50,000,000.00	50,000,000.00	50,000,000.00	43,556,154.00
1389644050	3134HATJ2	FEDERAL HOME LOAN MORTGAGE CORP	11/06/2031	5.020	50,000,000.00	50,000,000.00	50,000,000.00	49,985,280.00
821810347	3134GXA1T	FEDERAL HOME LOAN MORTGAGE CORP	11/26/2030	1.360	50,000,000.00	50,000,000.00	50,000,000.00	43,611,975.50
821809026	3134GWD45	FEDERAL HOME LOAN MORTGAGE CORP	09/16/2030	1.250	25,000,000.00	25,000,000.00	25,000,000.00	21,706,572.25
903285065	3134GXU44	FEDERAL HOME LOAN MORTGAGE CORP	09/07/2027	4.050	25,000,000.00	25,000,000.00	25,000,000.00	24,943,766.25
821809112	3134GWF68	FEDERAL HOME LOAN MORTGAGE CORP	09/17/2030	1.320	25,000,000.00	25,000,000.00	25,000,000.00	21,786,225.75
892077158	3134GXL77	FEDERAL HOME LOAN MORTGAGE CORP	07/28/2025	3.500	25,000,000.00	25,000,000.00	25,000,000.00	24,983,742.75
821809631	3134GXC51	FEDERAL HOME LOAN MORTGAGE CORP	11/25/2025	0.625	50,000,000.00	50,000,000.00	50,121,500.00	49,272,528.50
821810765	3134GWTY7	FEDERAL HOME LOAN MORTGAGE CORP	10/15/2030	1.260	50,000,000.00	50,000,000.00	50,000,000.00	43,519,431.00
1365011209	3134HALW1	FEDERAL HOME LOAN MORTGAGE CORP	09/17/2029	4.700	50,000,000.00	50,000,000.00	50,000,000.00	50,037,929.00
821809209	3134GXA0K	FEDERAL HOME LOAN MORTGAGE CORP	08/09/2032	1.500	50,000,000.00	50,000,000.00	50,000,000.00	41,396,386.00
821809532	3134GV580	FEDERAL HOME LOAN MORTGAGE CORP	07/09/2025	0.730	50,000,000.00	50,000,000.00	50,000,000.00	49,960,227.50
1455466555	3134HA2E2	FEDERAL HOME LOAN MORTGAGE CORP	01/29/2032	5.260	50,000,000.00	50,000,000.00	50,000,000.00	50,124,261.00
899279676	3134GXS21	FEDERAL HOME LOAN MORTGAGE CORP	08/25/2025	3.800	25,000,000.00	25,000,000.00	25,000,000.00	24,969,643.00
821810541	3134GW4S2	FEDERAL HOME LOAN MORTGAGE CORP	10/28/2030	1.300	50,000,000.00	50,000,000.00	50,000,000.00	43,556,154.00
821809024	3134GWRH1	FEDERAL HOME LOAN MORTGAGE CORP	08/26/2030	1.250	25,000,000.00	25,000,000.00	25,000,000.00	21,735,814.25
821810360	3134GKXB9	FEDERAL HOME LOAN MORTGAGE CORP	01/06/2033	1.360	50,000,000.00	50,000,000.00	50,000,000.00	40,353,236.00
821809110	3134GW6Q4	FEDERAL HOME LOAN MORTGAGE CORP	11/12/2030	1.310	25,000,000.00	25,000,000.00	25,000,000.00	21,768,872.25
821809642	3134GWSX5	FEDERAL HOME LOAN MORTGAGE CORP	09/23/2030	1.250	50,000,000.00	50,000,000.00	50,000,000.00	43,393,065.50
821809657	3134GVGM4	FEDERAL HOME LOAN MORTGAGE CORP	03/17/2026	1.000	50,000,000.00	50,000,000.00	50,000,000.00	48,899,946.50
906927716	3134GXQ80	FEDERAL HOME LOAN MORTGAGE CORP	08/29/2025	3.750	25,000,000.00	25,000,000.00	25,000,000.00	24,965,613.50
821810506	3134GWZN9	FEDERAL HOME LOAN MORTGAGE CORP	10/28/2030	1.300	50,000,000.00	50,000,000.00	50,000,000.00	43,556,154.00
821810691	3134GVTY4	FEDERAL HOME LOAN MORTGAGE CORP	05/27/2027	1.050	50,000,000.00	50,000,000.00	50,000,000.00	47,423,669.50
821809599	3134GWQ33	FEDERAL HOME LOAN MORTGAGE CORP	09/28/2028	1.000	50,000,000.00	50,000,000.00	50,000,000.00	45,743,842.50
821810463	3134GWZF6	FEDERAL HOME LOAN MORTGAGE CORP	10/21/2030	1.290	50,000,000.00	50,000,000.00	50,000,000.00	43,553,778.50
907051190	3134GXY40	FEDERAL HOME LOAN MORTGAGE CORP	09/19/2025	4.100	25,000,000.00	25,000,000.00	25,000,000.00	24,966,490.50
821809653	3134GWD55	FEDERAL HOME LOAN MORTGAGE CORP	07/29/2027	0.830	50,000,000.00	50,000,000.00	50,000,000.00	47,024,478.50
821810448	3134GXEN0	FEDERAL HOME LOAN MORTGAGE CORP	11/23/2032	1.420	50,000,000.00	50,000,000.00	50,000,000.00	40,804,975.00
1365839306	3134HAMB6	FEDERAL HOME LOAN MORTGAGE CORP	09/17/2029	4.700	50,000,000.00	50,000,000.00	50,000,000.00	50,025,997.00
821809552	3134GVZ50	FEDERAL HOME LOAN MORTGAGE CORP	12/26/2025	0.750	50,000,000.00	50,000,000.00	50,000,000.00	49,175,876.00
821809212	3134GXAQ7	FEDERAL HOME LOAN MORTGAGE CORP	11/23/2032	1.500	50,000,000.00	50,000,000.00	50,000,000.00	40,995,293.50
821810368	3134GXF1D	FEDERAL HOME LOAN MORTGAGE CORP	12/02/2031	1.400	50,000,000.00	50,000,000.00	50,000,000.00	42,276,389.50
821810803	3134GXEZ3	FEDERAL HOME LOAN MORTGAGE CORP	12/09/2030	1.220	50,000,000.00	50,000,000.00	50,000,000.00	40,235,766.50
821808975	3134GW6M3	FEDERAL HOME LOAN MORTGAGE CORP	11/04/2032	1.500	50,000,000.00	50,000,000.00	50,000,000.00	41,051,068.00
821809089	3134GVS58	FEDERAL HOME LOAN MORTGAGE CORP	06/23/2027	1.000	25,000,000.00	25,000,000.00	25,000,000.00	23,647,366.75
821810465	3134GWZH2	FEDERAL HOME LOAN MORTGAGE CORP	10/28/2030	1.300	50,000,000.00	50,000,000.00	50,000,000.00	43,556,154.00
821810760	3134GWXQ4	FEDERAL HOME LOAN MORTGAGE CORP	10/22/2030	1.250	50,000,000.00	50,000,000.00	50,000,000.00	43,456,299.50
1563184589	313397KB6	FEDERAL HOME LOAN MORTGAGE CORP	08/06/2025	0.000	50,000,000.00	49,789,750.00	49,591,180.56	49,783,139.00
1573093430	313397KP5	FEDERAL HOME LOAN MORTGAGE CORP	08/18/2025	0.000	50,000,000.00	49,720,000.00	49,562,500.00	49,712,805.50
1563184585	313397KB6	FEDERAL HOME LOAN MORTGAGE CORP	08/06/2025	0.000	50,000,000.00	49,789,750.00	49,591,180.56	49,783,139.00
1589656651	313397LN9	FEDERAL HOME LOAN MORTGAGE CORP	09/10/2025	0.000	50,000,000.00	49,586,326.39	49,545,541.67	49,580,000.00
1588875373	313397LA7	FEDERAL HOME LOAN MORTGAGE CORP	08/29/2025	0.000	50,000,000.00	49,655,423.61	49,608,701.39	49,648,333.50
1589656649	313397LN9	FEDERAL HOME LOAN MORTGAGE CORP	09/10/2025	0.000	50,000,000.00	49,586,326.39	49,545,541.67	49,580,000.00
1576702541	313397KP5	FEDERAL HOME LOAN MORTGAGE CORP	08/18/2025	0.000	50,000,000.00	49,720,000.00	49,591,666.67	49,712,805.50
1554385521	313397KB6	FEDERAL HOME LOAN MORTGAGE CORP	08/06/2025	0.000	46,897,000.00	46,700,501.57	46,443,961.95	46,693,597.39
1549070541	313397JW2	FEDERAL HOME LOAN MORTGAGE CORP	08/01/2025	0.000	43,198,000.00	43,042,511.20	42,771,659.74	43,035,959.55
1584720939	313397LA7	FEDERAL HOME LOAN MORTGAGE CORP	08/29/2025	0.000	50,000,000.00	49,655,423.61	49,573,659.72	49,648,333.50
1565368220	313397KW0	FEDERAL HOME LOAN MORTGAGE CORP	08/25/2025	0.000	50,000,000.00	49,679,166.66	49,480,833.33	49,671,778.00
1573093429	313397KP5	FEDERAL HOME LOAN MORTGAGE CORP	08/18/2025	0.000	43,501,000.00	43,257,394.40	43,120,366.25	43,251,135.04
1563184588	313397HP9	FEDERAL HOME LOAN MORTGAGE CORP	07/01/2025	0.000	50,000,000.00	50,000,000.00	49,795,347.22	49,994,208.50
1550978662	313397JZ5	FEDERAL HOME LOAN MORTGAGE CORP	08/04/2025	0.000	50,000,000.00	49,802,138.89	49,511,166.67	49,794,861.00
1563184584	313397HP9	FEDERAL HOME LOAN MORTGAGE CORP	07/01/2025	0.000	50,000,000.00	50,000,000.00	49,795,347.22	49,994,208.50
1585664059	313397KL4	FEDERAL HOME LOAN MORTGAGE CORP	08/15/2025	0.000	28,591,000.00	28,440,718.56	28,397,303.92	28,436,831.04
1584720936	313397KW0	FEDERAL HOME LOAN MORTGAGE CORP	08/25/2025	0.000	32,949,000.00	32,737,325.56	32,683,444.79	32,738,708.27
1557852624	313397JP7	FEDERAL HOME LOAN MORTGAGE CORP	07/25/2025	0.000	50,000,000.00	49,859,666.67	49,608,236.11	49,855,208.50
1576702542	313397KP5	FEDERAL HOME LOAN MORTGAGE CORP	08/18/2025	0.000	50,000,000.00	49,720,000.00	49,591,666.67	49,712,805.50
1550978654	313397JZ5	FEDERAL HOME LOAN MORTGAGE CORP	08/04/2025	0.000	50,000,000.00	49,802,138.89	49,511,166.67	49,794,861.00
1557852622	313397JP7	FEDERAL HOME LOAN MORTGAGE CORP	07/25/2025	0.000	50,000,000.00	49,859,666.67	49,608,236.11	49,855,208.50
1584720940	313397LA7	FEDERAL HOME LOAN MORTGAGE CORP	08/29/2025	0.000	50,000,000.00	49,655,423.61	49,573,659.72	49,648,333.50
1557852626	313397JW2	FEDERAL HOME LOAN MORTGAGE CORP	08/01/2025	0.000	50,000,000.00	49,818,736.11	49,567,305.56	49,812,444.50
1565368219	313397KW0	FEDERAL HOME LOAN MORTGAGE CORP	08/25/2025	0.000	50,000,000.00	49,679,166.66	49,480,833.33	49,671,778.00
1585664052	313397KL4	FEDERAL HOME LOAN MORTGAGE CORP	08/15/2025	0.000	50,000,000.00	49,737,187.50	49,661,263.89	49,730,389.00
821809122	3136G42S1	FEDERAL NATIONAL MORTGAGE ASSOCIATIC	09/11/2030	1.120	25,000,000.00	25,000,000.00	25,000,000.00	21,563,701.75
1466078954	3136GAA66	FEDERAL NATIONAL MORTGAGE ASSOCIATIC	02/13/2032	5.240	50,000,000.00	50,000,000.00	50,000,000.00	50,106,267.50
821809178	3135GA2D2	FEDERAL NATIONAL MORTGAGE ASSOCIATIC	10/28/2030	1.260	50,000,000.0			

LOS ANGELES COUNTY TREASURER  
 TREASURER PORTFOLIO COMPARED TO MARKET VALUE  
 FOR THE PERIOD: JUNE 1, 2025 TO JUNE 30, 2025  
 FUND: POOLED SURPLUS INVESTMENTS  
 ATTACHMENT X

Security ID	CUSIP	Description	Final Maturity	Face Rate	PAR	Amortized Cost	Historical Cost	Market Value
821809660	3135G05Q2	FEDERAL NATIONAL MORTGAGE ASSOCIATIC	08/05/2030	0.875	50,000,000.00	49,667,715.75	49,361,500.00	43,198,679.50
821809604	3135G05Q2	FEDERAL NATIONAL MORTGAGE ASSOCIATIC	08/05/2030	0.875	50,000,000.00	49,432,491.36	48,940,000.00	43,198,679.50
1465417921	3136GA7J2	FEDERAL NATIONAL MORTGAGE ASSOCIATIC	01/28/2032	5.220	50,000,000.00	50,000,000.00	50,000,000.00	50,102,287.00
821809077	3135GACP4	FEDERAL NATIONAL MORTGAGE ASSOCIATIC	01/27/2033	1.610	50,000,000.00	50,000,000.00	50,000,000.00	40,944,795.00
1445671809	3136GA4U0	FEDERAL NATIONAL MORTGAGE ASSOCIATIC	12/30/2031	5.230	50,000,000.00	50,000,000.00	50,000,000.00	50,114,719.00
821809176	3135GA6X4	FEDERAL NATIONAL MORTGAGE ASSOCIATIC	12/09/2030	1.240	50,000,000.00	50,000,000.00	50,000,000.00	43,284,061.00
1477642171	3136GAAV1	FEDERAL NATIONAL MORTGAGE ASSOCIATIC	02/25/2032	5.300	25,000,000.00	25,000,000.00	25,000,000.00	24,969,675.75
1453863613	3136GASF2	FEDERAL NATIONAL MORTGAGE ASSOCIATIC	01/08/2032	5.300	50,000,000.00	50,000,000.00	50,000,000.00	50,008,592.50
821809182	3135GAC41	FEDERAL NATIONAL MORTGAGE ASSOCIATIC	12/10/2030	1.330	50,000,000.00	50,000,000.00	50,000,000.00	43,498,615.00
1397758860	3135GAY47	FEDERAL NATIONAL MORTGAGE ASSOCIATIC	11/13/2031	5.000	50,000,000.00	50,000,000.00	50,000,000.00	49,937,621.50
1455466558	3136GASQ8	FEDERAL NATIONAL MORTGAGE ASSOCIATIC	01/29/2032	5.380	50,000,000.00	50,000,000.00	50,000,000.00	49,977,656.50
821809602	3135G05Q2	FEDERAL NATIONAL MORTGAGE ASSOCIATIC	08/05/2030	0.875	50,000,000.00	49,518,978.81	49,085,000.00	43,198,679.50
821809656	3135GACK5	FEDERAL NATIONAL MORTGAGE ASSOCIATIC	01/27/2032	1.310	50,000,000.00	50,000,000.00	50,000,000.00	41,474,460.50
1459584881	3136GA6Q7	FEDERAL NATIONAL MORTGAGE ASSOCIATIC	01/22/2032	5.510	50,000,000.00	50,000,000.00	50,000,000.00	49,928,836.50
1457672774	3136GA6C8	FEDERAL NATIONAL MORTGAGE ASSOCIATIC	01/29/2032	5.480	50,000,000.00	50,000,000.00	50,000,000.00	49,928,325.00
1430048865	3136GA2Q1	FEDERAL NATIONAL MORTGAGE ASSOCIATIC	12/10/2031	5.200	50,000,000.00	50,000,000.00	50,000,000.00	50,002,109.50
1454708950	3136GASK1	FEDERAL NATIONAL MORTGAGE ASSOCIATIC	01/29/2032	5.330	50,000,000.00	50,000,000.00	50,000,000.00	49,976,280.00
821809503	3135GAAK7	FEDERAL NATIONAL MORTGAGE ASSOCIATIC	12/17/2030	1.300	25,000,000.00	24,993,171.56	24,987,500.00	21,536,112.25
821809180	3135GA4C2	FEDERAL NATIONAL MORTGAGE ASSOCIATIC	11/18/2030	1.320	50,000,000.00	50,000,000.00	50,000,000.00	43,540,182.50
1430932217	3136GA2V0	FEDERAL NATIONAL MORTGAGE ASSOCIATIC	12/10/2031	5.150	50,000,000.00	50,000,000.00	50,000,000.00	50,006,360.50
821809172	3135GA3T6	FEDERAL NATIONAL MORTGAGE ASSOCIATIC	11/25/2030	1.240	50,000,000.00	50,000,000.00	50,000,000.00	43,327,230.50
1447492254	3136GA4Y2	FEDERAL NATIONAL MORTGAGE ASSOCIATIC	12/30/2031	5.270	50,000,000.00	50,000,000.00	50,000,000.00	49,990,793.50
821809185	3136GA7J6	FEDERAL NATIONAL MORTGAGE ASSOCIATIC	10/28/2032	1.450	50,000,000.00	50,000,000.00	50,000,000.00	40,973,412.50
1426915197	3136GA2G3	FEDERAL NATIONAL MORTGAGE ASSOCIATIC	12/12/2031	5.200	50,000,000.00	50,000,000.00	50,000,000.00	49,988,914.00
1480029015	3136GAB99	FEDERAL NATIONAL MORTGAGE ASSOCIATIC	02/26/2032	5.400	25,000,000.00	25,000,000.00	25,000,000.00	24,969,807.00
1419309041	3135GAZZ7	FEDERAL NATIONAL MORTGAGE ASSOCIATIC	12/04/2031	5.240	50,000,000.00	50,000,000.00	50,000,000.00	49,967,972.00
1456157030	3136GASX3	FEDERAL NATIONAL MORTGAGE ASSOCIATIC	01/29/2032	5.260	50,000,000.00	50,000,000.00	50,000,000.00	50,121,931.00
821809217	3135GAAF8	FEDERAL NATIONAL MORTGAGE ASSOCIATIC	12/08/2028	0.950	50,000,000.00	50,000,000.00	50,000,000.00	45,344,893.50
821809183	3135GACG4	FEDERAL NATIONAL MORTGAGE ASSOCIATIC	01/20/2033	1.360	50,000,000.00	50,000,000.00	50,000,000.00	40,309,680.00
1381190716	3135GAW72	FEDERAL NATIONAL MORTGAGE ASSOCIATIC	10/08/2031	4.640	50,000,000.00	50,000,000.00	50,000,000.00	49,522,870.00
821809189	3135GA4B4	FEDERAL NATIONAL MORTGAGE ASSOCIATIC	11/23/2032	1.500	50,000,000.00	50,000,000.00	50,000,000.00	40,995,293.50
821809652	3135GACK5	FEDERAL NATIONAL MORTGAGE ASSOCIATIC	01/27/2032	1.310	50,000,000.00	50,000,000.00	50,000,000.00	41,474,460.50
821809075	3136GA2K8	FEDERAL NATIONAL MORTGAGE ASSOCIATIC	08/27/2032	1.220	49,250,000.00	48,877,144.63	48,634,375.00	39,849,836.20
821809118	3135G05Q2	FEDERAL NATIONAL MORTGAGE ASSOCIATIC	08/05/2030	0.875	25,000,000.00	24,656,750.08	24,355,000.00	21,599,339.75
1393460784	3135GAXH9	FEDERAL NATIONAL MORTGAGE ASSOCIATIC	11/12/2031	4.920	50,000,000.00	50,000,000.00	50,000,000.00	49,979,030.50
821809213	3136GA4Z0	FEDERAL NATIONAL MORTGAGE ASSOCIATIC	07/09/2026	0.820	50,000,000.00	50,000,000.00	50,000,000.00	48,465,976.50
1390503264	3135GAX97	FEDERAL NATIONAL MORTGAGE ASSOCIATIC	11/06/2031	4.820	50,000,000.00	50,000,000.00	50,000,000.00	49,967,462.00
821809187	3135GA2E0	FEDERAL NATIONAL MORTGAGE ASSOCIATIC	11/17/2032	1.460	50,000,000.00	50,000,000.00	50,000,000.00	40,948,177.00
1479412605	3136GAAX7	FEDERAL NATIONAL MORTGAGE ASSOCIATIC	02/27/2032	5.330	25,000,000.00	25,000,000.00	25,000,000.00	24,970,350.25
821809179	3135GA6Z9	FEDERAL NATIONAL MORTGAGE ASSOCIATIC	12/09/2030	1.330	50,000,000.00	50,000,000.00	50,000,000.00	43,501,583.00
1445671810	3136GA4V8	FEDERAL NATIONAL MORTGAGE ASSOCIATIC	12/31/2031	5.230	50,000,000.00	50,000,000.00	50,000,000.00	50,060,948.00
821809222	3135GAAE1	FEDERAL NATIONAL MORTGAGE ASSOCIATIC	12/08/2028	1.000	50,000,000.00	50,000,000.00	50,000,000.00	45,502,547.50
1389644048	3135GAX63	FEDERAL NATIONAL MORTGAGE ASSOCIATIC	11/04/2031	4.810	50,000,000.00	50,000,000.00	50,000,000.00	49,980,408.50
1411476761	3135GAYU9	FEDERAL NATIONAL MORTGAGE ASSOCIATIC	11/25/2030	5.125	50,000,000.00	50,000,000.00	50,000,000.00	49,969,713.50
821809177	3135GA2V2	FEDERAL NATIONAL MORTGAGE ASSOCIATIC	11/18/2030	1.270	50,000,000.00	50,000,000.00	50,000,000.00	43,420,639.00
1418733003	3135GA2V6	FEDERAL NATIONAL MORTGAGE ASSOCIATIC	12/04/2031	5.230	50,000,000.00	50,000,000.00	50,000,000.00	49,967,391.00
1399647648	3135GAY70	FEDERAL NATIONAL MORTGAGE ASSOCIATIC	11/14/2031	5.050	50,000,000.00	50,000,000.00	50,000,000.00	50,043,195.00
1444894282	3136GA4T3	FEDERAL NATIONAL MORTGAGE ASSOCIATIC	12/26/2031	5.270	50,000,000.00	50,000,000.00	50,000,000.00	49,981,725.50
821809162	3136GA3U5	FEDERAL NATIONAL MORTGAGE ASSOCIATIC	09/27/2030	1.200	50,000,000.00	50,000,000.00	50,000,000.00	43,439,222.00
821809190	3135GA4A6	FEDERAL NATIONAL MORTGAGE ASSOCIATIC	11/16/2032	1.500	50,000,000.00	50,000,000.00	50,000,000.00	41,015,822.50
821809218	3136G4Y93	FEDERAL NATIONAL MORTGAGE ASSOCIATIC	07/15/2027	0.950	50,000,000.00	50,000,000.00	50,000,000.00	47,192,362.50
821809502	3136GA4U8	FEDERAL NATIONAL MORTGAGE ASSOCIATIC	08/27/2030	1.250	25,000,000.00	25,000,000.00	25,000,000.00	21,734,024.25
1252508129	3135GARS2	FEDERAL NATIONAL MORTGAGE ASSOCIATIC	05/03/2029	5.450	25,000,000.00	25,000,000.00	25,000,000.00	25,050,594.50
821809168	3136GA2K8	FEDERAL NATIONAL MORTGAGE ASSOCIATIC	08/27/2032	1.220	50,000,000.00	49,621,729.54	49,375,000.00	40,456,886.50
1408783128	3135GAYS4	FEDERAL NATIONAL MORTGAGE ASSOCIATIC	11/20/2031	5.200	50,000,000.00	50,000,000.00	50,000,000.00	50,011,400.50
821809181	3135GAA84	FEDERAL NATIONAL MORTGAGE ASSOCIATIC	12/16/2031	1.350	50,000,000.00	50,000,000.00	50,000,000.00	42,095,425.00
1389644052	3135GAX71	FEDERAL NATIONAL MORTGAGE ASSOCIATIC	11/05/2031	5.025	50,000,000.00	50,000,000.00	50,000,000.00	49,988,014.50
1412349749	3135GAYY1	FEDERAL NATIONAL MORTGAGE ASSOCIATIC	11/25/2031	5.220	50,000,000.00	50,000,000.00	50,000,000.00	49,936,778.00
1345839486	3135GAUE9	FEDERAL NATIONAL MORTGAGE ASSOCIATIC	08/27/2030	5.117	50,000,000.00	50,000,000.00	50,000,000.00	50,032,700.00
1436788785	3136GA3P2	FEDERAL NATIONAL MORTGAGE ASSOCIATIC	12/30/2031	5.200	50,000,000.00	50,000,000.00	50,000,000.00	50,065,901.50
1414283361	3135GAZ95	FEDERAL NATIONAL MORTGAGE ASSOCIATIC	11/25/2031	5.140	50,000,000.00	50,000,000.00	50,000,000.00	50,024,301.00
821809186	3136GA7K3	FEDERAL NATIONAL MORTGAGE ASSOCIATIC	10/28/2031	1.365	50,000,000.00	50,000,000.00	50,000,000.00	42,280,183.00
1253218388	3135GARW3	FEDERAL NATIONAL MORTGAGE ASSOCIATIC	05/10/2029	5.480	50,000,000.00	50,000,000.00	50,000,000.00	50,069,129.50
821809184	3135GA6T3	FEDERAL NATIONAL MORTGAGE ASSOCIATIC	12/16/2031	1.360	50,000,000.00	50,000,000.00	50,000,000.00	42,123,365.50
821809500	3136GA4R8	FEDERAL NATIONAL MORTGAGE ASSOCIATIC	08/26/2030	1.180	25,000,000.00	25,000,000.00	25,000,000.00	21,655,389.25
1466698149	3136GAA82	FEDERAL NATIONAL MORTGAGE ASSOCIATIC	02/12/2032	5.270	50,000,000.00	50,000,000.00	50,000,000.00	50,062,259.50
821809597	3135G05Q2	FEDERAL NATIONAL MORTGAGE ASSOCIATIC	08/05/2030	0.875	50,000,000.00	49,505,187.40	49,058,500.00	43,198,679.50
821809175	3136GA3V3	FEDERAL NATIONAL MORTGAGE ASSOCIATIC	09/27/2030	1.250	50,000,000.00	50,000,000.00	50,000,000.00	43,556,074.00
1426915200	3136GA2F5	FEDERAL NATIONAL MORTGAGE ASSOCIATIC	12/11/2031	5.200	50,000,000.00	50,000,000.00	50,000,000.00	50,000,410.50
1394336004	3135GAXQ9	FEDERAL NATIONAL MORTGAGE ASSOCIATIC	11/12/2031	5.000	50,000,000.00	50,000,000.00	50,000,000.00	49,939,195.50
1413032062	3135GAZ53	FEDERAL NATIONAL MORTGAGE ASSOCIATIC	11/25/2031	5.220	50,000,000.00	50,000,000.00	50,000,000.00	49,937,917.00
821809188	3135GA2C4	FEDERAL NATIONAL MORTGAGE ASSOCIATIC	11/18/2032	1.450	50,000,000.00	50,000,000.00	50,000,000.00	40,913,937.50
821809227	3135GASZ0	FEDERAL NATIONAL MORTGAGE ASSOCIATIC	12/08/2032	1.515	50,000,000.00	50,000,000.00	50,000,000.00	40,998,291.00
821809214	3136GA4Q0	FEDERAL NATIONAL MORTGAGE ASSOCIATIC	07/09/2025	0.710	50,000,000.00	50,000,000.00	50,000,000.00	49,959,922.50
1539046028	313589JG9	FEDERAL NATIONAL MORTGAGE ASSOCIATIC	07/18/2025	0.000	50,000,000.00	49,901,895.83	49,532,562.50	49,895,750.00
1551984978	313589JW4	FEDERAL NATIONAL MORTGAGE ASSOCIATIC	08/01/2025	0.000	50,000,000.00	49,819,381.94	49,533,888.89	49,812,444.50
1550978663	313589JU8	FEDERAL NATIONAL MORTGAGE ASSOCIATIC	07/30/2025	0.000	50,000,000.00	49,831,034.72	49,539,715.28	49,826,250.00
1548009035	313589JK0	FEDERAL NATIONAL MORTGAGE ASSOCIATIC	07/21/2025	0.000	50,000,000.00	49,883,888.89	49,564,583.33	49,878,375.00
1549813139	313589JS3	FEDERAL NATIONAL MORTGAGE ASSOCIATIC	07/28/2025	0.000	50,000,000.00	49,843,062.50	49,535,000.00	49,837,833.50
1539046011	313589JG9	FEDERAL NATIONAL MORTGAGE ASSOCIATIC	07/18/2025	0.000	50,000,000.00	49,901,895.83	49,532,562.50	49,895,750.00
1547029419	313589JU8	FEDERAL NATIONAL MORTGAGE ASSOCIATIC	07/30/2025	0.000	50,000,000.00	49,831,840.28	49,507,118.06	49,826,250.00
1553094610	313589JZ7	FEDERAL NATIONAL MORTGAGE ASSOCIATIC	08/04/2025	0.000	50,000,000.00	49,802,138.89	49,522,805.56	49,794,861.00
1539046016	313589JG9	FEDERAL NATIONAL MORTGAGE ASSOCIATIC	07/18/2025	0.000	50,000,000.00	49,901,895.83	49,532,562.50	49,895,750.00
1539046029	313589JG9	FEDERAL NATIONAL MORTGAGE ASSOCIATIC	07/18/2025	0.000	50,000,000.00	49,901,895.83	49,532,562.50	49,895,750.00

LOS ANGELES COUNTY TREASURER  
 TREASURER PORTFOLIO COMPARED TO MARKET VALUE  
 FOR THE PERIOD: JUNE 1, 2025 TO JUNE 30, 2025  
 FUND: POOLED SURPLUS INVESTMENTS  
 ATTACHMENT X

Security ID	CUSIP	Description	Final Maturity	Face Rate	PAR	Amortized Cost	Historical Cost	Market Value
1554385526	313589JW4	FEDERAL NATIONAL MORTGAGE ASSOCIATI	08/01/2025	0.000	50,000,000.00	49,818,951.39	49,544,458.33	49,812,444.50
1548009028	313589JK0	FEDERAL NATIONAL MORTGAGE ASSOCIATI	07/21/2025	0.000	50,000,000.00	49,883,888.89	49,564,583.33	49,878,375.00
876366161	3133ENZ3	FEDERAL FARM CREDIT BANKS FUNDING COI	06/29/2029	4.270	25,000,000.00	25,000,000.00	25,000,000.00	24,832,051.25
<b>AGENCIES TOTAL</b>						<b>24,845,088,444.44</b>	<b>24,809,733,796.70</b>	<b>24,770,211,063.31</b>
1560660064	05252WX6	AUSTRALIA AND NEW ZEALAND BANKING GRI	10/24/2025	4.290	50,000,000.00	50,000,000.00	50,000,000.00	49,990,005.00
1521715707	06051WUE2	BANK OF AMERICA	09/05/2025	4.210	50,000,000.00	50,000,000.00	50,000,000.00	49,978,475.00
1539060363	06051WV8	BANK OF AMERICA	09/30/2025	4.420	50,000,000.00	50,000,000.00	50,000,000.00	49,998,295.00
1526656137	06051WUR3	BANK OF AMERICA	09/08/2025	4.380	50,000,000.00	50,000,000.00	50,000,000.00	49,993,945.00
1556757197	06367DQ01	BANK OF MONTREAL - CHICAGO BRANCH	11/17/2025	4.420	50,000,000.00	50,000,000.00	50,000,000.00	49,997,565.00
1513443265	06367DP22	BANK OF MONTREAL - CHICAGO BRANCH	10/01/2025	4.380	50,000,000.00	50,000,000.00	50,000,000.00	49,987,160.00
1547048363	06367DQJ7	BANK OF MONTREAL - CHICAGO BRANCH	11/05/2025	4.410	50,000,000.00	50,000,000.00	50,000,000.00	49,990,760.00
1558816704	05593DG20	BNP PARIBAS NEW YORK BRANCH	09/22/2025	4.400	50,000,000.00	50,000,000.00	50,000,000.00	50,000,000.00
1551993770	05593DGU1	BNP PARIBAS NEW YORK BRANCH	09/15/2025	4.440	50,000,000.00	50,000,000.00	50,000,000.00	50,000,000.00
1577746171	05593DHK2	BNP PARIBAS NEW YORK BRANCH	09/12/2025	4.390	50,000,000.00	50,000,000.00	50,000,000.00	50,000,000.00
1560660070	05593DH71	BNP PARIBAS NEW YORK BRANCH	09/30/2025	4.410	50,000,000.00	50,000,000.00	50,000,000.00	50,000,000.00
1524842591	13606DHT2	CANADIAN IMPERIAL BANK OF COMMERCE	07/11/2025	4.360	50,000,000.00	50,000,000.00	50,000,000.00	49,999,195.00
1524842584	13606DHT2	CANADIAN IMPERIAL BANK OF COMMERCE	07/11/2025	4.360	50,000,000.00	50,000,000.00	50,000,000.00	49,999,195.00
1567014993	22536JPW9	CREDIT AGRICOLE CORPORATE AND INVESTI	09/04/2025	4.380	50,000,000.00	50,000,000.00	50,000,000.00	50,001,380.00
1577746169	22536JQY4	CREDIT AGRICOLE CORPORATE AND INVESTI	09/12/2025	4.390	50,000,000.00	50,000,000.00	50,000,000.00	50,003,100.00
1536182353	23345H0E1	DNB BANK ASA	07/31/2025	4.410	50,000,000.00	50,000,000.00	50,000,000.00	50,002,850.00
1585677972	23345HSC3	DNB BANK ASA	09/22/2025	4.380	50,000,000.00	50,000,000.00	50,000,000.00	50,001,880.00
1560660065	23345HRL4	DNB BANK ASA	08/29/2025	4.390	50,000,000.00	50,000,000.00	50,000,000.00	50,004,310.00
1546230096	23345HOP6	DNB BANK ASA	08/04/2025	4.390	50,000,000.00	50,000,000.00	50,000,000.00	50,002,365.00
1536182354	23345H0E1	DNB BANK ASA	07/31/2025	4.410	50,000,000.00	50,000,000.00	50,000,000.00	50,002,850.00
1521715706	23345HPQ5	DNB BANK ASA	07/07/2025	4.270	50,000,000.00	50,000,000.00	50,000,000.00	49,999,490.00
1554404841	23345HRD2	DNB BANK ASA	08/15/2025	4.380	50,000,000.00	50,000,000.00	50,000,000.00	50,002,610.00
1519679745	65558WHX9	NORDEA ABP - NEW YORK BRANCH	07/03/2025	4.310	50,000,000.00	50,000,000.00	50,000,000.00	49,999,750.00
1587216594	65558WLK2	NORDEA ABP - NEW YORK BRANCH	11/07/2025	4.380	50,000,000.00	50,000,000.00	50,000,000.00	50,000,620.00
1549070544	65558WJZ2	NORDEA ABP - NEW YORK BRANCH	08/08/2025	4.320	50,000,000.00	50,000,000.00	50,000,000.00	49,994,070.00
1506842175	65558WHL5	NORDEA ABP - NEW YORK BRANCH	07/18/2025	4.330	50,000,000.00	50,000,000.00	50,000,000.00	49,997,590.00
1587216593	65558WLK2	NORDEA ABP - NEW YORK BRANCH	11/07/2025	4.380	50,000,000.00	50,000,000.00	50,000,000.00	50,000,620.00
1563200445	83369XXQ6	SOCIETE GENERALE - NEW YORK BRANCH	08/29/2025	4.420	50,000,000.00	50,000,000.00	50,000,000.00	49,995,195.00
1522978647	83369XWS3	SOCIETE GENERALE - NEW YORK BRANCH	07/08/2025	4.310	50,000,000.00	50,000,000.00	50,000,000.00	49,999,155.00
1522978649	83369XWS3	SOCIETE GENERALE - NEW YORK BRANCH	07/08/2025	4.310	50,000,000.00	50,000,000.00	50,000,000.00	49,999,155.00
1556757196	86959TNT9	SVENSKA HANDELS AB PUBL - NEW YORK BR	08/20/2025	4.390	50,000,000.00	50,000,000.00	50,000,000.00	49,996,755.00
1539060365	86959TNN2	SVENSKA HANDELS AB PUBL - NEW YORK BR	07/31/2025	4.370	50,000,000.00	50,000,000.00	50,000,000.00	49,997,265.00
1581048783	86959TPJ9	SVENSKA HANDELS AB PUBL - NEW YORK BR	09/15/2025	4.380	50,000,000.00	50,000,000.00	50,000,000.00	49,998,030.00
1526656146	86959TMV5	SVENSKA HANDELS AB PUBL - NEW YORK BR	07/08/2025	4.380	50,000,000.00	50,000,000.00	50,000,000.00	50,000,055.00
1539060362	86959TNN2	SVENSKA HANDELS AB PUBL - NEW YORK BR	07/31/2025	4.370	50,000,000.00	50,000,000.00	50,000,000.00	49,997,265.00
1590551511	89115DJ49	THE TORONTO-DOMINION BANK - NEW YORK	10/01/2025	4.400	50,000,000.00	50,000,000.00	50,000,000.00	50,001,070.00
1571931267	89115DEU6	THE TORONTO-DOMINION BANK - NEW YORK	09/05/2025	4.410	50,000,000.00	50,000,000.00	50,000,000.00	49,999,945.00
1533034158	89115D3Q7	THE TORONTO-DOMINION BANK - NEW YORK	07/21/2025	4.440	50,000,000.00	50,000,000.00	50,000,000.00	50,000,825.00
1533034156	89115D3Q7	THE TORONTO-DOMINION BANK - NEW YORK	07/21/2025	4.440	50,000,000.00	50,000,000.00	50,000,000.00	50,000,825.00
1590551510	89115DJ49	THE TORONTO-DOMINION BANK - NEW YORK	10/01/2025	4.400	50,000,000.00	50,000,000.00	50,000,000.00	50,001,070.00
1571931266	89115DEU6	THE TORONTO-DOMINION BANK - NEW YORK	09/05/2025	4.410	50,000,000.00	50,000,000.00	50,000,000.00	49,999,945.00
<b>CD TOTAL</b>						<b>2,050,000,000.00</b>	<b>2,050,000,000.00</b>	<b>2,050,000,000.00</b>
1519679747	04821TUB9	ATLANTIC ASSET SECURITIZATION CORP.	07/11/2025	0.000	40,000,000.00	39,951,777.78	39,517,777.78	39,946,668.00
1575342293	04821TWB7	ATLANTIC ASSET SECURITIZATION CORP.	09/11/2025	0.000	50,000,000.00	49,565,000.00	49,432,083.33	49,553,890.00
1549814387	04821TV85	ATLANTIC ASSET SECURITIZATION CORP.	08/08/2025	0.000	30,000,000.00	29,862,250.00	29,670,125.00	29,857,260.00
1558812866	04821TVN2	ATLANTIC ASSET SECURITIZATION CORP.	08/22/2025	0.000	50,000,000.00	49,685,111.11	49,430,777.78	49,676,110.00
1524074237	04821TU94	ATLANTIC ASSET SECURITIZATION CORP.	07/09/2025	0.000	50,000,000.00	49,951,888.89	49,446,722.22	49,945,480.00
1524842593	04821TU86	ATLANTIC ASSET SECURITIZATION CORP.	07/08/2025	0.000	50,000,000.00	49,957,611.11	49,455,000.00	49,951,545.00
1557852623	04821TVL6	ATLANTIC ASSET SECURITIZATION CORP.	08/20/2025	0.000	45,000,000.00	44,727,500.00	44,498,600.00	44,719,501.50
1550978655	04821TUU7	ATLANTIC ASSET SECURITIZATION CORP.	07/28/2025	0.000	50,000,000.00	49,836,875.00	49,534,791.67	49,829,735.00
1537059260	04821TUP8	ATLANTIC ASSET SECURITIZATION CORP.	07/23/2025	0.000	50,000,000.00	49,866,166.67	49,476,833.33	49,860,280.00
1574036154	04821TW84	ATLANTIC ASSET SECURITIZATION CORP.	09/08/2025	0.000	25,000,000.00	24,791,083.33	24,712,361.11	24,786,110.00
1520692326	04821TU37	ATLANTIC ASSET SECURITIZATION CORP.	07/03/2025	0.000	50,000,000.00	49,987,972.22	49,452,736.11	49,981,880.00
1534369053	04821TUN3	ATLANTIC ASSET SECURITIZATION CORP.	07/22/2025	0.000	25,000,000.00	24,935,833.33	24,721,944.44	24,933,190.00
1550978658	04821TUU7	ATLANTIC ASSET SECURITIZATION CORP.	07/28/2025	0.000	15,000,000.00	14,951,062.50	14,860,437.50	14,948,920.50
1524074236	04821TU94	ATLANTIC ASSET SECURITIZATION CORP.	07/09/2025	0.000	50,000,000.00	49,951,888.89	49,446,722.22	49,945,480.00
1575342292	04821TWB7	ATLANTIC ASSET SECURITIZATION CORP.	09/11/2025	0.000	50,000,000.00	49,565,000.00	49,432,083.33	49,553,890.00
1578710553	04821TWF8	ATLANTIC ASSET SECURITIZATION CORP.	09/15/2025	0.000	50,000,000.00	49,538,722.22	49,417,333.33	49,529,445.00
1537059256	04821TUP8	ATLANTIC ASSET SECURITIZATION CORP.	07/23/2025	0.000	50,000,000.00	49,866,166.67	49,476,833.33	49,860,280.00
1582409870	04821TVL6	ATLANTIC ASSET SECURITIZATION CORP.	08/20/2025	0.000	50,000,000.00	49,696,527.78	49,605,486.11	49,688,335.00
1510401257	04821TU11	ATLANTIC ASSET SECURITIZATION CORP.	07/01/2025	0.000	50,000,000.00	50,000,000.00	49,406,555.56	49,993,970.00
1541270596	04821TUX1	ATLANTIC ASSET SECURITIZATION CORP.	07/31/2025	0.000	25,000,000.00	24,908,541.67	24,719,527.78	24,905,680.00
1520670931	04821TUB9	ATLANTIC ASSET SECURITIZATION CORP.	07/11/2025	0.000	50,000,000.00	49,940,000.00	49,412,000.00	49,933,335.00
1526656142	04821TUE3	ATLANTIC ASSET SECURITIZATION CORP.	07/14/2025	0.000	50,000,000.00	49,921,097.22	49,429,472.22	49,915,105.00
1553094611	04821TUF0	ATLANTIC ASSET SECURITIZATION CORP.	07/15/2025	0.000	40,000,000.00	39,932,177.78	39,704,488.89	39,927,216.00
1524842577	04821TU86	ATLANTIC ASSET SECURITIZATION CORP.	07/08/2025	0.000	15,000,000.00	14,987,283.33	14,836,500.00	14,985,463.50
1577724776	04821TWC5	ATLANTIC ASSET SECURITIZATION CORP.	09/12/2025	0.000	50,000,000.00	49,556,930.55	49,429,472.22	49,947,780.00
1563184576	04821TVR3	ATLANTIC ASSET SECURITIZATION CORP.	08/25/2025	0.000	50,000,000.00	49,666,180.56	49,453,750.00	49,657,780.00
1585664060	0527M0UR6	AUTOBAHN FUNDING COMPANY, LLC	07/25/2025	0.000	50,000,000.00	49,855,000.00	49,776,458.33	49,848,065.00
1590544728	0527M0W29	AUTOBAHN FUNDING COMPANY, LLC	09/02/2025	0.000	35,000,000.00	34,732,337.50	34,706,845.83	34,726,762.00
1566998335	0527M0UX3	AUTOBAHN FUNDING COMPANY, LLC	07/31/2025	0.000	50,000,000.00	49,817,916.66	49,623,694.44	49,811,390.00
1593261942	0527M0U70	AUTOBAHN FUNDING COMPANY, LLC	07/07/2025	0.000	40,000,000.00	39,971,066.67	39,951,777.78	39,966,088.00
1589656641	0527M0VF1	AUTOBAHN FUNDING COMPANY, LLC	08/15/2025	0.000	50,000,000.00	49,727,500.00	49,685,111.11	49,719,530.00
1592547087	0527M0UX3	AUTOBAHN FUNDING COMPANY, LLC	07/31/2025	0.000	50,000,000.00	49,818,333.34	49,788,055.56	49,811,390.00
1593261937	0527M0U70	AUTOBAHN FUNDING COMPANY, LLC						

LOS ANGELES COUNTY TREASURER  
TREASURER PORTFOLIO COMPARED TO MARKET VALUE  
FOR THE PERIOD: JUNE 1, 2025 TO JUNE 30, 2025  
FUND: POOLED SURPLUS INVESTMENTS  
ATTACHMENT X

Security ID	CUSIP	Description	Final Maturity	Face Rate	PAR	Amortized Cost	Historical Cost	Market Value
1569644755	1247P2X33	CAFCO LLC	10/03/2025	0.000	50,000,000.00	49,429,472.22	49,265,597.22	49,420,985.00
1566146299	1247P2W42	CAFCO LLC	09/04/2025	0.000	50,000,000.00	49,605,486.11	49,405,194.44	49,598,315.00
1549813141	1247P2WN0	CAFCO LLC	09/22/2025	0.000	22,175,000.00	21,955,159.51	21,814,779.44	21,947,956.83
1500449802	1247P2U77	CAFCO LLC	07/07/2025	0.000	50,000,000.00	49,964,500.00	49,301,833.33	49,957,610.00
1522972748	1247P2U10	CAFCO LLC	07/01/2025	0.000	50,000,000.00	50,000,000.00	49,486,458.33	49,993,970.00
1566998336	1247P2W59	CAFCO LLC	09/05/2025	0.000	25,000,000.00	24,800,166.67	24,703,277.78	24,796,100.00
1527581885	13608AU79	CANADIAN IMPERIAL BANK OF COMMERCE	07/07/2025	0.000	50,000,000.00	49,963,416.67	49,487,833.33	49,957,645.00
1527581891	13608AU79	CANADIAN IMPERIAL BANK OF COMMERCE	07/07/2025	0.000	50,000,000.00	49,963,416.67	49,487,833.33	49,957,645.00
1524842586	13608AUB0	CANADIAN IMPERIAL BANK OF COMMERCE	07/11/2025	0.000	50,000,000.00	49,940,277.78	49,444,583.33	49,933,475.00
1526656140	13608AUF1	CANADIAN IMPERIAL BANK OF COMMERCE	07/15/2025	0.000	50,000,000.00	49,915,611.11	49,427,361.11	49,909,330.00
1524842581	13608AUB0	CANADIAN IMPERIAL BANK OF COMMERCE	07/11/2025	0.000	50,000,000.00	49,940,277.78	49,444,583.33	49,933,475.00
1589656653	13738JXN5	CANCARA ASSET SECURITISATION LIMITED	10/22/2025	0.000	10,000,000.00	9,864,086.11	9,855,666.67	9,861,110.00
1594565172	13738JXW5	CANCARA ASSET SECURITISATION LIMITED	10/30/2025	0.000	50,000,000.00	49,277,361.11	49,271,388.89	49,258,170.00
1547044133	13738JV64	CANCARA ASSET SECURITISATION LIMITED	08/06/2025	0.000	50,000,000.00	49,781,000.00	49,440,333.33	49,774,675.00
1535424894	13738JU24	CANCARA ASSET SECURITISATION LIMITED	07/02/2025	0.000	10,000,000.00	9,998,777.78	9,914,444.44	9,997,583.00
1594565164	13738JXU9	CANCARA ASSET SECURITISATION LIMITED	10/28/2025	0.000	50,000,000.00	49,289,305.55	49,283,333.33	49,270,000.00
1581041905	13738JXA3	CANCARA ASSET SECURITISATION LIMITED	10/10/2025	0.000	50,000,000.00	49,394,000.00	49,286,000.00	49,377,235.00
1585664057	13738JXL9	CANCARA ASSET SECURITISATION LIMITED	10/20/2025	0.000	10,000,000.00	9,866,491.67	9,850,855.56	9,863,484.00
1584720935	13738JXF2	CANCARA ASSET SECURITISATION LIMITED	10/15/2025	0.000	50,000,000.00	49,361,055.56	49,276,666.67	49,347,150.00
1535424892	13738JU24	CANCARA ASSET SECURITISATION LIMITED	07/02/2025	0.000	50,000,000.00	49,993,888.89	49,572,222.22	49,987,915.00
1585664053	13738JXL9	CANCARA ASSET SECURITISATION LIMITED	10/20/2025	0.000	50,000,000.00	49,332,458.34	49,254,277.78	49,317,420.00
1589623260	13738JWW6	CANCARA ASSET SECURITISATION LIMITED	09/30/2025	0.000	50,000,000.00	49,451,472.22	49,282,694.44	49,437,865.00
1557852625	13738JWN6	CANCARA ASSET SECURITISATION LIMITED	09/22/2025	0.000	50,000,000.00	49,497,388.89	49,237,000.00	49,486,900.00
1589656654	13738JXN5	CANCARA ASSET SECURITISATION LIMITED	10/22/2025	0.000	50,000,000.00	49,320,430.55	49,278,333.33	49,305,550.00
1561490839	13738JWV6	CANCARA ASSET SECURITISATION LIMITED	09/30/2025	0.000	50,000,000.00	49,450,208.33	49,214,583.33	49,437,865.00
1573093431	13738JWA4	CANCARA ASSET SECURITISATION LIMITED	09/10/2025	0.000	45,000,000.00	44,616,600.00	44,470,800.00	44,604,540.00
1589623264	13738JWW6	CANCARA ASSET SECURITISATION LIMITED	09/30/2025	0.000	50,000,000.00	49,451,472.22	49,282,694.44	49,437,865.00
1558812856	13738JWK2	CANCARA ASSET SECURITISATION LIMITED	09/19/2025	0.000	40,000,000.00	39,611,555.55	39,407,622.22	39,360,272.00
1550980323	13738JUJ7	CANCARA ASSET SECURITISATION LIMITED	07/18/2025	0.000	50,000,000.00	49,896,347.22	49,597,583.33	49,890,260.00
1561490843	13738JWW6	CANCARA ASSET SECURITISATION LIMITED	09/30/2025	0.000	50,000,000.00	49,450,208.33	49,214,583.33	49,437,865.00
1551984981	13738JWF3	CANCARA ASSET SECURITISATION LIMITED	09/15/2025	0.000	50,000,000.00	49,538,722.22	49,241,319.44	49,529,910.00
1551984982	13738JWA4	CANCARA ASSET SECURITISATION LIMITED	09/10/2025	0.000	30,000,000.00	29,741,441.67	29,563,000.00	29,736,360.00
1594565163	13738JXW5	CANCARA ASSET SECURITISATION LIMITED	10/30/2025	0.000	5,000,000.00	4,927,736.11	4,927,138.89	4,925,817.00
1584720934	13738JXF2	CANCARA ASSET SECURITISATION LIMITED	10/15/2025	0.000	40,000,000.00	39,488,844.44	39,421,333.33	39,477,720.00
1581041900	13738JXA3	CANCARA ASSET SECURITISATION LIMITED	10/10/2025	0.000	50,000,000.00	49,394,000.00	49,286,000.00	49,377,235.00
1589656644	13738JXN5	CANCARA ASSET SECURITISATION LIMITED	10/22/2025	0.000	50,000,000.00	49,320,430.55	49,278,333.33	49,305,550.00
1589623261	13738JWW6	CANCARA ASSET SECURITISATION LIMITED	09/30/2025	0.000	10,000,000.00	9,890,294.45	9,856,538.89	9,887,573.00
1589656640	15963TWR6	CHARIOT FUNDING LLC	09/25/2025	0.000	50,000,000.00	49,479,222.22	49,436,833.33	49,468,090.00
1578710552	15963TWC9	CHARIOT FUNDING LLC	09/12/2025	0.000	50,000,000.00	49,556,930.55	49,441,611.11	49,546,680.00
1569644746	15963TVV8	CHARIOT FUNDING LLC	08/29/2025	0.000	50,000,000.00	49,641,902.78	49,478,027.78	49,631,665.00
1569644756	15963TVL0	CHARIOT FUNDING LLC	08/20/2025	0.000	50,000,000.00	49,696,527.78	49,532,652.78	49,688,190.00
1521708896	15963TU31	CHARIOT FUNDING LLC	07/03/2025	0.000	50,000,000.00	49,988,055.56	49,462,500.00	49,981,980.00
1578710555	15963TWC9	CHARIOT FUNDING LLC	09/12/2025	0.000	50,000,000.00	49,556,930.55	49,441,611.11	49,546,680.00
1575338598	15963TW54	CHARIOT FUNDING LLC	09/05/2025	0.000	50,000,000.00	49,599,416.67	49,447,680.56	49,589,130.00
1569644745	15963TVL0	CHARIOT FUNDING LLC	08/20/2025	0.000	50,000,000.00	49,696,527.78	49,532,652.78	49,688,190.00
1590544724	15963TVS5	CHARIOT FUNDING LLC	08/26/2025	0.000	50,000,000.00	49,660,111.11	49,629,763.89	49,650,560.00
1559915630	15963TVJ5	CHARIOT FUNDING LLC	08/18/2025	0.000	50,000,000.00	49,708,666.66	49,459,819.44	49,700,690.00
1590544729	15963TVS5	CHARIOT FUNDING LLC	08/26/2025	0.000	25,000,000.00	24,830,055.55	24,814,881.94	24,825,280.00
1569644753	15963TVV8	CHARIOT FUNDING LLC	08/29/2025	0.000	25,000,000.00	24,820,951.39	24,739,013.89	24,815,832.50
1581041908	17177LX82	CIESCO, LLC	10/08/2025	0.000	50,000,000.00	49,401,875.00	49,293,125.00	49,389,350.00
1530676662	17177LW59	CIESCO, LLC	09/05/2025	0.000	50,000,000.00	49,599,416.67	49,138,138.89	49,591,270.00
1594565161	17177LW83	CIESCO, LLC	09/08/2025	0.000	50,000,000.00	49,581,208.33	49,575,138.89	49,572,870.00
1594565162	17177LW83	CIESCO, LLC	09/08/2025	0.000	25,000,000.00	24,790,604.16	24,787,569.44	24,786,435.00
1490929132	17177LU10	CIESCO, LLC	07/01/2025	0.000	50,000,000.00	50,000,000.00	49,256,000.00	49,993,970.00
1557852627	17177LWF7	CIESCO, LLC	09/15/2025	0.000	50,000,000.00	49,538,777.78	49,279,388.89	49,529,910.00
1490929137	17177LU10	CIESCO, LLC	07/01/2025	0.000	25,000,000.00	25,000,000.00	24,628,000.00	24,996,985.00
1573108182	17177LX66	CIESCO, LLC	10/06/2025	0.000	50,000,000.00	49,412,611.11	49,261,222.22	49,401,475.00
1530676665	17177LW59	CIESCO, LLC	09/05/2025	0.000	50,000,000.00	49,599,416.67	49,138,138.89	49,591,270.00
1581041904	17177LX82	CIESCO, LLC	10/08/2025	0.000	25,000,000.00	24,700,937.50	24,646,562.50	24,694,675.00
1559918927	20260AVM9	COMMERZBANK US FINANCE	08/21/2025	0.000	50,000,000.00	49,692,583.33	49,445,444.44	49,686,770.00
1553113109	20260AV64	COMMERZBANK US FINANCE	08/06/2025	0.000	50,000,000.00	49,783,750.00	49,495,416.67	49,777,220.00
1588877647	20260AX13	COMMERZBANK US FINANCE	10/01/2025	0.000	50,000,000.00	49,445,444.44	49,397,222.22	49,443,970.00
1590551509	20260AWR7	COMMERZBANK US FINANCE	09/25/2025	0.000	50,000,000.00	49,486,388.89	49,450,555.56	49,479,700.00
1589657289	20260AX39	COMMERZBANK US FINANCE	10/03/2025	0.000	50,000,000.00	49,438,611.12	49,396,805.56	49,431,805.00
1588877648	20260AX13	COMMERZBANK US FINANCE	10/01/2025	0.000	50,000,000.00	49,445,444.44	49,397,222.22	49,443,970.00
1589657288	20260AX39	COMMERZBANK US FINANCE	10/03/2025	0.000	50,000,000.00	49,438,611.12	49,396,805.56	49,431,805.00
1569644748	12619TX33	CRC FUNDING, LLC	10/03/2025	0.000	50,000,000.00	49,430,777.78	49,261,222.22	49,417,025.00
1576702550	12619TX17	CRC FUNDING, LLC	10/01/2025	0.000	50,000,000.00	49,441,611.11	49,308,083.33	49,429,215.00
1524069779	12619TU85	CRC FUNDING, LLC	07/08/2025	0.000	50,000,000.00	49,957,708.33	49,450,208.33	49,951,545.00
1566146289	12619TW59	CRC FUNDING, LLC	09/05/2025	0.000	50,000,000.00	49,600,333.33	49,400,500.00	49,589,410.00
1561490842	12619TWJ9	CRC FUNDING, LLC	09/18/2025	0.000	50,000,000.00	49,519,416.67	49,306,500.00	49,509,260.00
1576702552	12619TX17	CRC FUNDING, LLC	10/01/2025	0.000	50,000,000.00	49,441,611.11	49,314,152.78	49,429,215.00
1522972751	12619TW91	CRC FUNDING, LLC	09/09/2025	0.000	50,000,000.00	49,593,611.11	49,100,138.89	49,564,765.00
1522978645	12619TU10	CRC FUNDING, LLC	07/01/2025	0.000	50,000,000.00	50,000,000.00	49,492,500.00	49,993,970.00
1559915628	12619TWJ9	CRC FUNDING, LLC	09/18/2025	0.000	50,000,000.00	49,520,513.89	49,277,736.11	49,509,260.00
1566998337	12619TW83	CRC FUNDING, LLC	09/08/2025	0.000	25,000,000.00	24,791,083.33	24,694,194.44	24,785,462.50
1560600606	12619TWG5	CRC FUNDING, LLC	09/16/2025	0.000	50,000,000.00	49,533,722.22	49,291,500.00	49,521,600.00
1527581887	12619TWC4	CRC FUNDING, LLC	09/12/2025	0.000	50,000,000.00	49,556,930.56	49,083,513.89	49,546,270.00
1576702551	12619TX17	CRC FUNDING, LLC	10/01/2025	0.000	50,000,000.00	49,441,611.11	49,314,152.78	49,429,215.00
1594565169	12619TWF7	CRC FUNDING, LLC	09/15/2025	0.000	50,000,000.00	49,538,722.22	49,532,652.78	49,527,770.00
1565368228	12619TWN0	CRC FUNDING, LLC	09/22/2025	0.000	50,000,000.00	49,497,388.89	49,291,500.00	49,484,565.00
1559915621	12619TWR1	CRC FUNDING, LLC	09/25/2025	0.000	50,000,000.00	49,478,027.78	49,229,180.56	49,466,040.00
1594565173	12619TWF7	CRC FUNDING, LLC	09/15/2025	0.000	25,000,000.00	24,769,361.11	24,766,326.39	24,763,885.00
1561490841	12619TWJ9	CRC FUNDING, LLC	09/18/2025	0.000	10,000,000.00	9,903,883.33	9,861,300.00	9,901,852.00
1565368226	12619TWN0	CRC FUNDING, LLC	09/22/2025	0.000	25,000,000.00	24,748,694.44	24,645,750.00	24,742,282.50
1469416625	12619TUG7	CRC FUNDING, LLC	07/16/2025	0.000	50,			

LOS ANGELES COUNTY TREASURER  
 TREASURER PORTFOLIO COMPARED TO MARKET VALUE  
 FOR THE PERIOD: JUNE 1, 2025 TO JUNE 30, 2025  
 FUND: POOLED SURPLUS INVESTMENTS  
 ATTACHMENT X

Security ID	CUSIP	Description	Final Maturity	Face Rate	PAR	Amortized Cost	Historical Cost	Market Value
1574036163	22533TW85	CREDIT AGRICOLE CORPORATE AND INVESTI	09/08/2025	0.000	50,000,000.00	49,584,562.50	49,428,020.83	49,580,680.00
1550978657	22533TV11	CREDIT AGRICOLE CORPORATE AND INVESTI	08/01/2025	0.000	50,000,000.00	49,814,430.56	49,515,125.00	49,809,055.00
1589656639	22533TWR3	CREDIT AGRICOLE CORPORATE AND INVESTI	09/25/2025	0.000	50,000,000.00	49,485,194.45	49,443,291.67	49,479,935.00
1531734836	22533TJ3	CREDIT AGRICOLE CORPORATE AND INVESTI	07/18/2025	0.000	50,000,000.00	49,898,472.22	49,450,555.56	49,892,350.00
1589656652	22533TWR3	CREDIT AGRICOLE CORPORATE AND INVESTI	09/25/2025	0.000	50,000,000.00	49,485,194.45	49,443,291.67	49,479,935.00
1539046012	22533TUG9	CREDIT AGRICOLE CORPORATE AND INVESTI	07/16/2025	0.000	50,000,000.00	49,910,625.00	49,529,291.67	49,904,270.00
1539046017	22533TUG9	CREDIT AGRICOLE CORPORATE AND INVESTI	07/16/2025	0.000	50,000,000.00	49,910,625.00	49,529,291.67	49,904,270.00
1551984986	22533TUP9	CREDIT AGRICOLE CORPORATE AND INVESTI	07/23/2025	0.000	50,000,000.00	49,868,305.56	49,574,986.11	49,862,600.00
1550978656	22533TV11	CREDIT AGRICOLE CORPORATE AND INVESTI	08/01/2025	0.000	50,000,000.00	49,814,430.56	49,515,125.00	49,809,055.00
1579727620	29101AX17	EMERSON ELECTRIC CO.	10/01/2025	0.000	50,000,000.00	49,448,000.00	49,334,000.00	49,441,095.00
1535449413	29101AVB7	EMERSON ELECTRIC CO.	08/11/2025	0.000	50,000,000.00	49,752,291.67	49,347,500.00	49,746,950.00
1561490838	29101AW34	EMERSON ELECTRIC CO.	09/03/2025	0.000	50,000,000.00	49,615,111.11	49,380,569.44	49,608,345.00
1575338597	29101AWJ9	EMERSON ELECTRIC CO.	09/18/2025	0.000	50,000,000.00	49,523,805.55	49,373,111.11	49,518,520.00
1559915629	29101AVR2	EMERSON ELECTRIC CO.	08/25/2025	0.000	50,000,000.00	49,668,472.22	49,421,333.33	49,662,445.00
1581043104	29101AWF7	EMERSON ELECTRIC CO.	09/15/2025	0.000	50,000,000.00	49,542,944.44	49,434,694.44	49,536,465.00
1557856946	29101AVN1	EMERSON ELECTRIC CO.	08/22/2025	0.000	50,000,000.00	49,687,277.78	49,434,694.44	49,680,530.00
1565368235	29101AW26	EMERSON ELECTRIC CO.	09/02/2025	0.000	50,000,000.00	49,619,375.00	49,413,958.33	49,614,340.00
1587216596	29101AX74	EMERSON ELECTRIC CO.	10/07/2025	0.000	42,000,000.00	41,504,936.66	41,464,523.33	41,500,926.60
1553094614	29101AVD3	EMERSON ELECTRIC CO.	08/13/2025	0.000	41,900,000.00	41,683,796.00	41,442,452.00	41,677,779.16
1565752192	29101AV84	EMERSON ELECTRIC CO.	08/08/2025	0.000	45,500,000.00	45,291,079.17	45,060,166.67	45,286,272.85
1535449414	29101AVB7	EMERSON ELECTRIC CO.	08/11/2025	0.000	50,000,000.00	49,752,291.67	49,347,500.00	49,746,950.00
1565368230	29101AW26	EMERSON ELECTRIC CO.	09/02/2025	0.000	50,000,000.00	49,619,375.00	49,413,958.33	49,614,340.00
1576702553	29101AWV2	EMERSON ELECTRIC CO.	09/29/2025	0.000	50,000,000.00	49,458,750.00	49,332,458.33	49,452,865.00
1554385530	29101AVE1	EMERSON ELECTRIC CO.	08/14/2025	0.000	50,000,000.00	49,736,000.00	49,454,000.00	49,728,750.00
1587216595	29101AX74	EMERSON ELECTRIC CO.	10/07/2025	0.000	50,000,000.00	49,410,638.89	49,362,527.78	49,405,865.00
1588875370	29101AX33	EMERSON ELECTRIC CO.	10/03/2025	0.000	50,000,000.00	49,434,694.44	49,386,583.33	49,429,340.00
1556775193	29101AVR2	EMERSON ELECTRIC CO.	08/25/2025	0.000	50,000,000.00	49,667,708.33	49,413,958.33	49,662,445.00
1535442891	29101AV84	EMERSON ELECTRIC CO.	08/08/2025	0.000	49,000,000.00	48,775,525.56	48,367,927.22	48,769,832.30
1525753881	4497W0UG1	ING (U.S.) FUNDING LLC	07/16/2025	0.000	50,000,000.00	49,908,333.33	49,431,666.67	49,903,605.00
1457662718	4497W0UA4	ING (U.S.) FUNDING LLC	07/10/2025	0.000	50,000,000.00	49,946,000.00	48,914,000.00	49,939,825.00
1525747954	4497W0UE6	ING (U.S.) FUNDING LLC	07/14/2025	0.000	50,000,000.00	49,920,555.56	49,443,888.89	49,915,685.00
1458648939	4497W0UB2	ING (U.S.) FUNDING LLC	07/11/2025	0.000	50,000,000.00	49,939,861.11	48,935,541.67	49,933,795.00
1525747957	4497W0UE6	ING (U.S.) FUNDING LLC	07/14/2025	0.000	50,000,000.00	49,920,555.56	49,443,888.89	49,915,685.00
1457662719	4497W0UA4	ING (U.S.) FUNDING LLC	07/10/2025	0.000	50,000,000.00	49,946,000.00	48,914,000.00	49,939,825.00
1458648941	4497W0UB2	ING (U.S.) FUNDING LLC	07/11/2025	0.000	50,000,000.00	49,939,861.11	48,935,541.67	49,933,795.00
14686875106	4781FU33	JOHNSON & JOHNSON	07/03/2025	0.000	50,000,000.00	49,988,166.67	49,219,000.00	49,982,105.00
1520670935	4781FU82	JOHNSON & JOHNSON	07/08/2025	0.000	50,000,000.00	49,958,875.00	49,436,000.00	49,952,230.00
1520670937	4781FU82	JOHNSON & JOHNSON	07/08/2025	0.000	50,000,000.00	49,958,875.00	49,436,000.00	49,952,230.00
1565752199	4781FVB4	JOHNSON & JOHNSON	08/11/2025	0.000	50,000,000.00	49,755,138.89	49,480,416.67	49,746,950.00
1533029720	4781FU74	JOHNSON & JOHNSON	07/07/2025	0.000	50,000,000.00	49,964,500.00	49,544,416.67	49,958,195.00
1573093424	4781FW49	JOHNSON & JOHNSON	09/04/2025	0.000	50,000,000.00	49,615,416.67	49,455,666.67	49,603,085.00
1554404838	4781FVD0	JOHNSON & JOHNSON	08/13/2025	0.000	50,000,000.00	49,742,597.22	49,461,250.00	49,734,820.00
1554404842	4781FVD0	JOHNSON & JOHNSON	08/13/2025	0.000	50,000,000.00	49,742,597.22	49,461,250.00	49,734,820.00
1554385515	4781FVF5	JOHNSON & JOHNSON	08/15/2025	0.000	50,000,000.00	49,730,625.00	49,449,277.78	49,722,720.00
1559915627	4781FVL2	JOHNSON & JOHNSON	08/20/2025	0.000	50,000,000.00	49,702,777.78	49,459,055.56	49,692,585.00
1554385524	4781FVF5	JOHNSON & JOHNSON	08/15/2025	0.000	50,000,000.00	49,730,625.00	49,449,277.78	49,722,720.00
1533029719	4781FU74	JOHNSON & JOHNSON	07/07/2025	0.000	50,000,000.00	49,964,500.00	49,544,416.67	49,958,195.00
1565752196	4781FVB4	JOHNSON & JOHNSON	08/11/2025	0.000	50,000,000.00	49,755,138.89	49,480,416.67	49,746,950.00
1537059261	4781FUQ2	JOHNSON & JOHNSON	07/24/2025	0.000	50,000,000.00	49,864,825.00	49,471,250.00	49,856,420.00
1559915623	4781FVL2	JOHNSON & JOHNSON	08/20/2025	0.000	50,000,000.00	49,702,777.78	49,459,055.56	49,692,585.00
1577746172	4820P2WB7	JUPITER SECURITIZATION COMPANY LLC	09/11/2025	0.000	50,000,000.00	49,564,000.00	49,448,944.44	49,554,465.00
1592547086	4820P2UX1	JUPITER SECURITIZATION COMPANY LLC	07/31/2025	0.000	25,000,000.00	24,908,958.33	24,893,784.72	24,905,695.00
1577746170	4820P2WB7	JUPITER SECURITIZATION COMPANY LLC	09/11/2025	0.000	50,000,000.00	49,564,000.00	49,448,944.44	49,554,465.00
1590544725	4820P2WC5	JUPITER SECURITIZATION COMPANY LLC	09/12/2025	0.000	25,000,000.00	24,778,465.28	24,763,291.67	24,774,162.50
1581041903	4820P2WF8	JUPITER SECURITIZATION COMPANY LLC	09/15/2025	0.000	50,000,000.00	49,538,722.22	49,453,750.00	49,529,910.00
1556775194	4820P2VJ1	JUPITER SECURITIZATION COMPANY LLC	08/18/2025	0.000	10,000,000.00	9,941,733.33	9,885,894.44	9,940,247.00
1593261938	4820P2WJ0	JUPITER SECURITIZATION COMPANY LLC	09/18/2025	0.000	50,000,000.00	49,520,513.89	49,496,236.11	49,511,480.00
1566146296	4820P2VU6	JUPITER SECURITIZATION COMPANY LLC	08/28/2025	0.000	30,000,000.00	29,789,266.67	29,669,366.67	29,784,159.00
1581041901	4820P2WF8	JUPITER SECURITIZATION COMPANY LLC	09/15/2025	0.000	50,000,000.00	49,538,722.22	49,453,750.00	49,529,910.00
1587198834	4820P2VN2	JUPITER SECURITIZATION COMPANY LLC	08/22/2025	0.000	50,000,000.00	49,685,111.11	49,618,500.00	49,676,845.00
1593261944	4820P2WJ0	JUPITER SECURITIZATION COMPANY LLC	09/18/2025	0.000	50,000,000.00	49,520,513.89	49,496,236.11	49,511,480.00
1590544722	4820P2WC5	JUPITER SECURITIZATION COMPANY LLC	09/12/2025	0.000	50,000,000.00	49,556,930.55	49,526,583.33	49,548,325.00
1574036156	4820P2W84	JUPITER SECURITIZATION COMPANY LLC	09/08/2025	0.000	50,000,000.00	49,581,208.33	49,429,472.22	49,572,870.00
1574036160	4820P2W84	JUPITER SECURITIZATION COMPANY LLC	09/08/2025	0.000	50,000,000.00	49,581,208.33	49,447,680.56	49,572,870.00
1569644757	4820P2V85	JUPITER SECURITIZATION COMPANY LLC	08/08/2025	0.000	50,000,000.00	49,769,361.11	49,593,347.22	49,762,425.00
1592547081	4820P2UX1	JUPITER SECURITIZATION COMPANY LLC	07/31/2025	0.000	50,000,000.00	49,817,916.66	49,787,569.44	49,811,390.00
1556775195	4820P2VJ1	JUPITER SECURITIZATION COMPANY LLC	08/18/2025	0.000	50,000,000.00	49,708,666.67	49,429,472.22	49,701,235.00
1593261941	4820P2V10	JUPITER SECURITIZATION COMPANY LLC	08/01/2025	0.000	46,120,000.00	45,946,845.02	45,924,502.44	45,940,385.66
1550980320	50286LVB6	LA FAYETTE ASSET SECURITIZATION LLC	08/11/2025	0.000	50,000,000.00	49,752,291.67	49,450,208.33	49,744,035.00
1581041899	50286LWC3	LA FAYETTE ASSET SECURITIZATION LLC	09/12/2025	0.000	50,000,000.00	49,555,916.67	49,446,416.67	49,548,325.00
1522972740	50286LU76	LA FAYETTE ASSET SECURITIZATION LLC	07/07/2025	0.000	50,000,000.00	49,964,333.33	49,459,055.56	49,957,610.00
1550980322	50286LVB6	LA FAYETTE ASSET SECURITIZATION LLC	08/11/2025	0.000	35,000,000.00	34,826,604.16	34,615,145.83	34,820,824.50
1524842587	50286LUE1	LA FAYETTE ASSET SECURITIZATION LLC	07/14/2025	0.000	50,000,000.00	49,921,277.78	49,424,722.22	49,915,105.00
1528849539	50286LUG6	LA FAYETTE ASSET SECURITIZATION LLC	07/16/2025	0.000	40,000,000.00	39,925,833.33	39,545,111.11	39,922,348.00
1582424912	50286LX65	LA FAYETTE ASSET SECURITIZATION LLC	10/06/2025	0.000	50,000,000.00	49,407,222.22	49,340,000.00	49,401,475.00
1546230097	50286LV42	LA FAYETTE ASSET SECURITIZATION LLC	08/04/2025	0.000	40,000,000.00	39,834,911.11	39,558,144.44	39,829,536.00
1517717432	50286LU76	LA FAYETTE ASSET SECURITIZATION LLC	07/07/2025	0.000	50,000,000.00	49,963,666.67	49,412,611.11	49,957,610.00
1526656139	50286LU84	LA FAYETTE ASSET SECURITIZATION LLC	07/08/2025	0.000	50,000,000.00	49,957,125.00	49,461,000.00	49,951,545.00
1519679744	50286LU27	LA FAYETTE ASSET SECURITIZATION LLC	07/02/2025	0.000	30,000,000.00	29,996,366.67	29,669,366.67	29,992,758.00
1517717430	50286LU76	LA FAYETTE ASSET SECURITIZATION LLC	07/07/2025	0.000	20,000,000.00	19,985,466.67	19,765,044.44	19,983,044.00
1549122801	50286LV59	LA FAYETTE ASSET SECURITIZATION LLC	08/05/2025	0.000	50,000,000.00	49,788,541.67	49,462,291.67	49,780,800.00
1524069791	50286LUB7	LA FAYETTE ASSET SECURITIZATION LLC	07/11/2025	0.000	50,000,000.00	49,940,277.78	49,438,611.11	49,933,335.00
1519679746	50286LU27	LA FAYETTE ASSET SECURITIZATION LLC	07/02/2025	0.000	50,000,000.00	49,993,972.22	49,451,472.22	49,987,930.00
1581041907	50286LWC3	LA FAYETTE ASSET SECURITIZATION LLC	09/12/2025	0.000	50,000,000.00	49,555,916.67	49,446,416.67	49,548,325.00
1582424914	50286LX65	LA FAYETTE ASSET SECURITIZATION LLC	10/06/2025					

LOS ANGELES COUNTY TREASURER  
 TREASURER PORTFOLIO COMPARED TO MARKET VALUE  
 FOR THE PERIOD: JUNE 1, 2025 TO JUNE 30, 2025  
 FUND: POOLED SURPLUS INVESTMENTS  
 ATTACHMENT X

Security ID	CUSIP	Description	Final Maturity	Face Rate	PAR	Amortized Cost	Historical Cost	Market Value
1533029723	50286LUM3	LA FAYETTE ASSET SECURITIZATION LLC	07/21/2025	0.000	50,000,000.00	49,877,222.22	49,441,361.11	49,872,480.00
1592547084	6117P4UH1	MONT BLANC CAPITAL CORP	07/17/2025	0.000	50,000,000.00	49,902,666.67	49,872,250.00	49,896,850.00
1582424915	6117P4XG0	MONT BLANC CAPITAL CORP	10/16/2025	0.000	37,704,000.00	37,215,398.05	37,156,035.20	37,207,212.10
1507654503	6117P4UM0	MONT BLANC CAPITAL CORP	07/21/2025	0.000	45,341,000.00	45,231,929.70	44,670,217.69	45,225,362.31
1579727624	6117P4WF3	MONT BLANC CAPITAL CORP	09/15/2025	0.000	45,842,000.00	45,418,114.30	45,312,142.88	45,411,002.68
1559915622	6117P4WN6	MONT BLANC CAPITAL CORP	09/22/2025	0.000	42,190,000.00	41,762,978.60	41,552,040.32	41,757,046.22
1582424910	6117P4XG0	MONT BLANC CAPITAL CORP	10/16/2025	0.000	50,000,000.00	49,352,055.55	49,273,333.33	49,341,200.00
1592547082	6117P4UH1	MONT BLANC CAPITAL CORP	07/17/2025	0.000	32,979,000.00	32,914,800.88	32,894,738.65	32,910,964.32
1565383480	6117P4V9	MONT BLANC CAPITAL CORP	08/29/2025	0.000	14,129,000.00	14,027,114.21	13,968,400.37	14,025,622.35
1502131523	6117P4UG3	MONT BLANC CAPITAL CORP	07/16/2025	0.000	16,435,000.00	16,405,348.52	16,187,904.34	16,403,094.73
1563185879	6117P4VN7	MONT BLANC CAPITAL CORP	08/22/2025	0.000	17,389,000.00	17,278,734.42	17,204,517.20	17,276,613.15
1592547089	6117P4UX6	MONT BLANC CAPITAL CORP	07/31/2025	0.000	9,443,000.00	9,408,454.36	9,402,696.75	9,407,379.12
1543211132	6117P4UG3	MONT BLANC CAPITAL CORP	07/16/2025	0.000	899,000.00	897,340.60	890,592.35	897,254.77
1501304384	6117P4UF5	MONT BLANC CAPITAL CORP	07/15/2025	0.000	50,000,000.00	49,916,000.00	49,256,000.00	49,909,020.00
1546230098	6117P4V56	MONT BLANC CAPITAL CORP	08/05/2025	0.000	17,870,000.00	17,793,903.58	17,669,975.13	17,791,657.92
1594565165	6117P4UX6	MONT BLANC CAPITAL CORP	07/31/2025	0.000	34,775,000.00	34,647,781.46	34,643,540.84	34,643,821.75
1526656143	63873JV83	NATIXIS	08/11/2025	0.000	50,000,000.00	49,757,986.11	49,279,861.11	49,745,350.00
1528840934	63873JVF4	NATIXIS	08/15/2025	0.000	50,000,000.00	49,731,250.00	49,271,388.89	49,720,645.00
1524069799	63873JV64	NATIXIS	08/06/2025	0.000	50,000,000.00	49,787,500.00	49,291,666.67	49,776,120.00
1565368233	63873JWR7	NATIXIS	09/25/2025	0.000	50,000,000.00	49,478,027.78	49,271,666.67	49,475,790.00
1524069821	63873JV64	NATIXIS	08/06/2025	0.000	50,000,000.00	49,787,500.00	49,291,666.67	49,776,120.00
1526656144	63873JV83	NATIXIS	08/11/2025	0.000	50,000,000.00	49,757,986.11	49,279,861.11	49,745,350.00
1528840929	63873JVF4	NATIXIS	08/15/2025	0.000	50,000,000.00	49,731,250.00	49,271,388.89	49,720,645.00
1565368232	63873JWR7	NATIXIS	09/25/2025	0.000	50,000,000.00	49,478,027.78	49,271,666.67	49,475,790.00
1522972742	67983TU79	OLD LINE FUNDING, LLC	07/07/2025	0.000	50,000,000.00	49,964,416.67	49,466,250.00	49,957,710.00
1565368227	67983TW36	OLD LINE FUNDING, LLC	09/03/2025	0.000	50,000,000.00	49,616,888.89	49,425,333.33	49,602,175.00
1574036161	67983TW85	OLD LINE FUNDING, LLC	09/08/2025	0.000	50,000,000.00	49,586,958.33	49,455,263.89	49,571,900.00
1524842558	67983TU95	OLD LINE FUNDING, LLC	07/09/2025	0.000	50,000,000.00	49,952,555.56	49,460,319.44	49,945,605.00
1547048364	67983TV86	OLD LINE FUNDING, LLC	08/08/2025	0.000	50,000,000.00	49,772,527.78	49,449,277.78	49,761,990.00
1565368218	67983TW36	OLD LINE FUNDING, LLC	09/03/2025	0.000	50,000,000.00	49,616,888.89	49,425,333.33	49,602,175.00
1560660608	67983TWK8	OLD LINE FUNDING, LLC	09/19/2025	0.000	50,000,000.00	49,516,666.67	49,311,250.00	49,505,450.00
1563184577	67983TVV5	OLD LINE FUNDING, LLC	08/29/2025	0.000	50,000,000.00	49,646,819.45	49,449,277.78	49,632,500.00
1522972758	67983TU79	OLD LINE FUNDING, LLC	07/07/2025	0.000	50,000,000.00	49,964,416.67	49,466,250.00	49,957,710.00
1551984975	67983TVF0	OLD LINE FUNDING, LLC	08/15/2025	0.000	50,000,000.00	49,730,625.00	49,437,305.56	49,718,250.00
1581041898	67983TWF9	OLD LINE FUNDING, LLC	09/15/2025	0.000	50,000,000.00	49,545,055.56	49,461,250.00	49,529,585.00
1550980319	67983TVD5	OLD LINE FUNDING, LLC	08/13/2025	0.000	50,000,000.00	49,742,597.22	49,455,263.89	49,730,665.00
1567042437	67983TW51	OLD LINE FUNDING, LLC	09/05/2025	0.000	50,000,000.00	49,604,916.67	49,437,305.56	49,590,060.00
1525747952	67983TUE4	OLD LINE FUNDING, LLC	07/14/2025	0.000	50,000,000.00	49,923,083.33	49,437,916.67	49,915,300.00
1550980321	67983TVD5	OLD LINE FUNDING, LLC	08/13/2025	0.000	50,000,000.00	49,742,597.22	49,455,263.89	49,730,665.00
1525747967	67983TUE4	OLD LINE FUNDING, LLC	07/14/2025	0.000	50,000,000.00	49,923,083.33	49,437,916.67	49,915,300.00
1567014996	67983TW51	OLD LINE FUNDING, LLC	09/05/2025	0.000	50,000,000.00	49,604,916.67	49,437,305.56	49,590,060.00
1524842552	67983TU95	OLD LINE FUNDING, LLC	07/09/2025	0.000	50,000,000.00	49,952,555.56	49,460,319.44	49,945,605.00
1560660063	67983TWK8	OLD LINE FUNDING, LLC	09/19/2025	0.000	50,000,000.00	49,516,666.67	49,311,250.00	49,505,450.00
1528853689	67983TUG9	OLD LINE FUNDING, LLC	07/16/2025	0.000	50,000,000.00	49,910,416.67	49,462,500.00	49,903,160.00
1573093425	67983TWA0	OLD LINE FUNDING, LLC	09/10/2025	0.000	50,000,000.00	49,574,986.11	49,425,333.33	49,559,800.00
1551984973	67983TVB9	OLD LINE FUNDING, LLC	08/11/2025	0.000	50,000,000.00	49,754,569.44	49,461,250.00	49,743,215.00
1556752208	71344TUW0	PEPSICO, INC.	07/30/2025	0.000	50,000,000.00	49,830,027.78	49,560,416.67	49,820,835.00
1548019487	71344TUE0	PEPSICO, INC.	07/14/2025	0.000	50,000,000.00	49,923,805.55	49,601,444.44	49,916,500.00
1522972753	71344TUM2	PEPSICO, INC.	07/21/2025	0.000	50,000,000.00	49,886,944.44	49,406,458.33	49,874,695.00
1536180396	71344TUW0	PEPSICO, INC.	07/30/2025	0.000	50,000,000.00	49,830,833.33	49,434,166.67	49,820,835.00
1560648434	71344TV41	PEPSICO, INC.	08/04/2025	0.000	50,000,000.00	49,799,305.55	49,563,194.44	49,791,135.00
1546230095	71344TUG5	PEPSICO, INC.	07/16/2025	0.000	43,550,000.00	43,473,787.50	43,184,180.00	43,466,889.18
1534369048	71344TUW0	PEPSICO, INC.	07/30/2025	0.000	50,000,000.00	49,830,833.33	49,422,500.00	49,820,835.00
1549093857	71344TUB6	PEPSICO, INC.	07/11/2025	0.000	50,941,666.67	49,941,666.67	49,626,666.67	49,934,355.00
1524069816	71344TUP5	PEPSICO, INC.	07/23/2025	0.000	50,000,000.00	49,871,666.67	49,381,666.67	49,862,735.00
1524069773	71344TUP5	PEPSICO, INC.	07/23/2025	0.000	50,000,000.00	49,871,666.67	49,381,666.67	49,862,735.00
1548009029	71344TUG5	PEPSICO, INC.	07/16/2025	0.000	50,000,000.00	49,912,291.67	49,590,694.44	49,904,580.00
1550978660	71344TUF7	PEPSICO, INC.	07/15/2025	0.000	50,000,000.00	49,917,944.44	49,630,750.00	49,910,555.00
1527581893	71344TUU4	PEPSICO, INC.	07/28/2025	0.000	50,000,000.00	49,841,000.00	49,381,666.67	49,832,810.00
1531734847	71344TUX8	PEPSICO, INC.	07/31/2025	0.000	50,000,000.00	49,823,333.33	49,381,666.67	49,814,890.00
1549070535	71344TU91	PEPSICO, INC.	07/09/2025	0.000	40,000,000.00	39,962,577.78	39,709,977.78	39,957,016.00
1535424896	71344TUX8	PEPSICO, INC.	07/31/2025	0.000	50,000,000.00	49,825,000.00	49,428,333.33	49,814,890.00
1534369059	71344TUW0	PEPSICO, INC.	07/30/2025	0.000	23,000,000.00	22,922,183.33	22,734,350.00	22,917,584.10
1525747955	71344TUF7	PEPSICO, INC.	07/15/2025	0.000	50,000,000.00	49,918,333.33	49,440,000.00	49,910,555.00
1548663310	71344TU75	PEPSICO, INC.	07/07/2025	0.000	50,000,000.00	49,964,750.00	48,971,875.00	49,958,195.00
1528849538	71344TUX8	PEPSICO, INC.	07/31/2025	0.000	50,000,000.00	49,823,333.33	49,369,888.89	49,814,890.00
1535424893	71344TUX8	PEPSICO, INC.	07/31/2025	0.000	50,000,000.00	49,825,000.00	49,428,333.33	49,814,890.00
1460488424	71344TU75	PEPSICO, INC.	07/07/2025	0.000	50,000,000.00	49,965,000.00	48,990,833.33	49,958,195.00
1566983334	71344TUM2	PEPSICO, INC.	07/21/2025	0.000	50,000,000.00	49,882,777.78	49,695,222.22	49,874,695.00
1578710554	82124LV82	SHEFFIELD RECEIVABLES COMPANY LLC	08/08/2025	0.000	50,000,000.00	49,768,833.34	49,647,166.67	49,761,885.00
1559915620	82124LVF6	SHEFFIELD RECEIVABLES COMPANY LLC	08/15/2025	0.000	50,000,000.00	49,726,875.00	49,484,097.22	49,718,930.00
1579727618	82124LW81	SHEFFIELD RECEIVABLES COMPANY LLC	09/08/2025	0.000	50,000,000.00	49,580,250.00	49,464,666.67	49,573,355.00
1578710550	82124LW81	SHEFFIELD RECEIVABLES COMPANY LLC	09/08/2025	0.000	50,000,000.00	49,581,208.33	49,459,819.44	49,573,355.00
1543385516	82124LVD1	SHEFFIELD RECEIVABLES COMPANY LLC	08/13/2025	0.000	50,000,000.00	49,738,416.67	49,452,500.00	49,731,150.00
1563184570	82124LVK5	SHEFFIELD RECEIVABLES COMPANY LLC	08/19/2025	0.000	25,600,000.00	25,447,032.89	25,337,770.67	25,443,673.60
1549813144	82124LV66	SHEFFIELD RECEIVABLES COMPANY LLC	08/06/2025	0.000	50,000,000.00	49,781,000.00	49,458,583.33	49,774,165.00
1522973120	82124LU75	SHEFFIELD RECEIVABLES COMPANY LLC	07/07/2025	0.000	50,000,000.00	49,964,250.00	49,457,791.67	49,957,610.00
1584720937	82124LWA6	SHEFFIELD RECEIVABLES COMPANY LLC	09/10/2025	0.000	50,000,000.00	49,569,069.44	49,484,097.22	49,561,200.00
1592547091	82124LW57	SHEFFIELD RECEIVABLES COMPANY LLC	09/05/2025	0.000	50,000,000.00	49,599,416.66	49,569,069.44	49,591,595.00
1594565171	82124LX15	SHEFFIELD RECEIVABLES COMPANY LLC	10/01/2025	0.000	50,000,000.00	49,441,611.11	49,435,541.67	49,433,345.00
1589656650	82124LW88	SHEFFIELD RECEIVABLES COMPANY LLC	09/22/2025	0.000	50,000,000.00	49,496,236.11	49,453,750.00	49,488,300.00
1530676661	82124LUF7	SHEFFIELD RECEIVABLES COMPANY LLC	07/15/2025	0.000	50,000,000.00	49,913,861.11	49,446,250.00	49,908,815.00
1575338594	82124LW57	SHEFFIELD RECEIVABLES COMPANY LLC	09/05/2025	0.000	50,000,000.00	49,599,416.67	49,447,680.56	49,591,595.00
1571812221	82124LW57	SHEFFIELD RECEIVABLES COMPANY LLC	09/05/2025	0.000	50,000,000.00	49,597,583.33	49,426,861.11	49,591,595.00
1535442107	82124LUQ3	SHEFFIELD RECEIVABLES COMPANY LLC	07/24/2025	0.000	50,000,000.00	49,859,763.89	49,439,055.56	49,853,840.00
1551993771	82124LVD1	SHEFFIELD RECEIVABLES COMPANY LLC	08/13/2025	0.000	50,000,000.00	49,739,013.89	49,441,611.11	49,731,150.

LOS ANGELES COUNTY TREASURER  
 TREASURER PORTFOLIO COMPARED TO MARKET VALUE  
 FOR THE PERIOD: JUNE 1, 2025 TO JUNE 30, 2025  
 FUND: POOLED SURPLUS INVESTMENTS  
 ATTACHMENT X

Security ID	CUSIP	Description	Final Maturity	Face Rate	PAR	Amortized Cost	Historical Cost	Market Value
1553094615	82124LUJ9	SHEFFIELD RECEIVABLES COMPANY LLC	07/18/2025	0.000	50,000,000.00	49,897,055.56	49,606,388.89	49,890,510.00
1588875366	82124LWN8	SHEFFIELD RECEIVABLES COMPANY LLC	09/22/2025	0.000	50,000,000.00	49,495,083.34	49,446,416.67	49,488,300.00
1577724773	19121AW80	THE COCA-COLA COMPANY	09/08/2025	0.000	50,000,000.00	49,587,916.67	49,462,500.00	49,581,295.00
1525747964	19121AU7	THE COCA-COLA COMPANY	07/10/2025	0.000	50,000,000.00	49,946,250.00	49,456,527.78	49,940,175.00
1525747958	19121AU7	THE COCA-COLA COMPANY	07/10/2025	0.000	50,000,000.00	49,946,250.00	49,456,527.78	49,940,175.00
1577724770	19121AW80	THE COCA-COLA COMPANY	09/08/2025	0.000	8,250,000.00	8,182,006.25	8,161,312.50	8,180,913.68
1526624631	19121AU90	THE COCA-COLA COMPANY	07/09/2025	0.000	50,000,000.00	49,952,555.56	49,472,180.56	49,946,145.00
1524842583	19121AU90	THE COCA-COLA COMPANY	07/09/2025	0.000	50,000,000.00	49,952,000.00	49,454,000.00	49,946,145.00
1524842596	19121AU90	THE COCA-COLA COMPANY	07/09/2025	0.000	50,000,000.00	49,952,000.00	49,454,000.00	49,946,145.00
1584720933	74271TWQ2	THE PROCTER & GAMBLE COMPANY	09/24/2025	0.000	40,000,000.00	39,593,888.89	39,527,000.00	39,589,940.00
1573093427	74271TWH2	THE PROCTER & GAMBLE COMPANY	09/17/2025	0.000	50,000,000.00	49,537,416.67	49,377,291.67	49,528,890.00
1534369056	89119AU22	THE TORONTO-DOMINION BANK	07/02/2025	0.000	50,000,000.00	49,993,888.89	49,566,111.11	49,987,985.00
1569623265	89119AVL9	THE TORONTO-DOMINION BANK	08/20/2025	0.000	50,000,000.00	49,700,000.00	49,526,000.00	49,691,190.00
1534369045	89119AU22	THE TORONTO-DOMINION BANK	07/02/2025	0.000	50,000,000.00	49,993,888.89	49,566,111.11	49,987,985.00
1588875371	89119AWN4	THE TORONTO-DOMINION BANK	09/22/2025	0.000	50,000,000.00	49,498,541.66	49,450,208.33	49,494,025.00
1589656632	89119AW87	THE TORONTO-DOMINION BANK	09/08/2025	0.000	50,000,000.00	49,584,083.33	49,541,888.89	49,577,175.00
1589656635	89119AW87	THE TORONTO-DOMINION BANK	09/08/2025	0.000	50,000,000.00	49,584,083.33	49,541,888.89	49,577,175.00
1587198830	89119AWJ3	THE TORONTO-DOMINION BANK	09/17/2025	0.000	50,000,000.00	49,537,416.67	49,456,250.00	49,517,735.00
1585664058	89119AWN4	THE TORONTO-DOMINION BANK	09/22/2025	0.000	50,000,000.00	49,497,388.89	49,418,666.67	49,494,025.00
1587198833	89119AWJ3	THE TORONTO-DOMINION BANK	09/18/2025	0.000	50,000,000.00	49,522,708.33	49,456,250.00	49,517,735.00
1565368236	89119AVV7	THE TORONTO-DOMINION BANK	08/29/2025	0.000	50,000,000.00	49,641,902.78	49,435,541.67	49,636,855.00
1565368217	89119AVV7	THE TORONTO-DOMINION BANK	08/29/2025	0.000	50,000,000.00	49,641,902.78	49,435,541.67	49,636,855.00
1551984976	88602TVF7	THUNDER BAY FUNDING, LLC	08/15/2025	0.000	50,000,000.00	49,730,625.00	49,449,277.78	49,720,805.00
1533034159	88602TUM3	THUNDER BAY FUNDING, LLC	07/21/2025	0.000	50,000,000.00	49,880,555.56	49,468,472.22	49,480,416.50
1559915618	88602TVN0	THUNDER BAY FUNDING, LLC	08/22/2025	0.000	50,000,000.00	49,688,722.22	49,479,208.33	49,678,320.00
1533034157	88602TUM3	THUNDER BAY FUNDING, LLC	07/21/2025	0.000	50,000,000.00	49,880,555.56	49,468,472.22	49,480,416.50
1536182351	88602TUU5	THUNDER BAY FUNDING, LLC	07/28/2025	0.000	50,000,000.00	49,838,750.00	49,456,527.78	49,456,528.00
1579727626	88602TWF6	THUNDER BAY FUNDING, LLC	09/15/2025	0.000	50,000,000.00	49,545,055.56	49,461,250.00	49,530,835.00
1554404840	88602TVJ9	THUNDER BAY FUNDING, LLC	08/18/2025	0.000	50,000,000.00	49,712,666.67	49,455,263.89	49,702,595.00
1528849541	88602TUF8	THUNDER BAY FUNDING, LLC	07/15/2025	0.000	50,000,000.00	49,916,388.89	49,456,527.78	49,516,250.00
1551984972	88602TVD2	THUNDER BAY FUNDING, LLC	08/13/2025	0.000	50,000,000.00	49,742,597.22	49,449,277.78	49,732,985.00
1551984974	88602TVF7	THUNDER BAY FUNDING, LLC	08/15/2025	0.000	50,000,000.00	49,730,625.00	49,449,277.78	49,720,805.00
1524842580	88602TUA9	THUNDER BAY FUNDING, LLC	07/10/2025	0.000	50,000,000.00	49,946,625.00	49,460,319.44	49,549,278.00
1521708895	88602TU35	THUNDER BAY FUNDING, LLC	07/03/2025	0.000	50,000,000.00	49,988,166.67	49,467,500.00	49,981,880.00
1585664050	88602TWJ8	THUNDER BAY FUNDING, LLC	09/18/2025	0.000	50,000,000.00	49,527,097.22	49,449,277.78	49,512,220.00
1558812867	88602TVL4	THUNDER BAY FUNDING, LLC	08/20/2025	0.000	50,000,000.00	49,700,694.45	49,449,277.78	49,690,460.00
1536182352	88602TUU5	THUNDER BAY FUNDING, LLC	07/28/2025	0.000	50,000,000.00	49,838,750.00	49,456,527.78	49,456,528.00
1524842588	88602TUA9	THUNDER BAY FUNDING, LLC	07/10/2025	0.000	50,000,000.00	49,946,625.00	49,460,319.44	49,549,278.00
1521708888	88602TU35	THUNDER BAY FUNDING, LLC	07/03/2025	0.000	10,000,000.00	9,997,633.33	9,893,500.00	9,996,376.00
1554404839	88602TVJ9	THUNDER BAY FUNDING, LLC	08/18/2025	0.000	50,000,000.00	49,712,666.67	49,455,263.89	49,702,595.00
1559915625	88602TVN0	THUNDER BAY FUNDING, LLC	08/22/2025	0.000	50,000,000.00	49,688,722.22	49,479,208.33	49,678,320.00
1528849540	88602TUF8	THUNDER BAY FUNDING, LLC	07/15/2025	0.000	50,000,000.00	49,916,388.89	49,456,527.78	49,516,250.00
1587198835	88602TWK5	THUNDER BAY FUNDING, LLC	09/19/2025	0.000	50,000,000.00	49,521,111.11	49,479,208.33	49,506,015.00
1558812863	88602TVL4	THUNDER BAY FUNDING, LLC	08/20/2025	0.000	50,000,000.00	49,700,694.45	49,449,277.78	49,690,460.00
1585677973	88602TWN9	THUNDER BAY FUNDING, LLC	09/22/2025	0.000	50,000,000.00	49,503,152.78	49,455,263.89	49,487,365.00
1569644750	89233GXT8	TOYOTA MOTOR CREDIT CORPORATION	10/27/2025	0.000	50,000,000.00	49,282,166.67	49,105,750.00	49,290,850.00
1534369046	89233GX35	TOYOTA MOTOR CREDIT CORPORATION	10/03/2025	0.000	50,000,000.00	49,430,777.78	49,012,944.44	49,431,760.00
1517717434	89233GU87	TOYOTA MOTOR CREDIT CORPORATION	07/08/2025	0.000	50,000,000.00	49,958,000.00	49,424,000.00	49,951,885.00
1524069812	89233GX76	TOYOTA MOTOR CREDIT CORPORATION	10/07/2025	0.000	50,000,000.00	49,425,611.11	48,933,277.78	49,408,200.00
1569644749	89233GXT8	TOYOTA MOTOR CREDIT CORPORATION	10/27/2025	0.000	50,000,000.00	49,282,166.67	49,105,750.00	49,290,850.00
1524069817	89233GX76	TOYOTA MOTOR CREDIT CORPORATION	10/07/2025	0.000	50,000,000.00	49,425,611.11	48,933,277.78	49,408,200.00
1576702549	89233GXW1	TOYOTA MOTOR CREDIT CORPORATION	10/30/2025	0.000	50,000,000.00	49,263,916.67	49,136,166.67	49,273,535.00
1534369044	89233GX35	TOYOTA MOTOR CREDIT CORPORATION	10/03/2025	0.000	50,000,000.00	49,430,777.78	49,012,944.44	49,431,760.00
1517717433	89233GU87	TOYOTA MOTOR CREDIT CORPORATION	07/08/2025	0.000	50,000,000.00	49,958,000.00	49,424,000.00	49,951,885.00
1576702546	89233GXW1	TOYOTA MOTOR CREDIT CORPORATION	10/30/2025	0.000	50,000,000.00	49,263,916.67	49,136,166.67	49,273,535.00
1540278057	90477DU87	UNILEVER CAPITAL CORPORATION	07/08/2025	0.000	50,000,000.00	49,957,708.33	49,583,125.00	49,951,995.00
1592547093	90477DUD5	UNILEVER CAPITAL CORPORATION	08/13/2025	0.000	50,000,000.00	49,741,402.77	49,711,333.33	49,736,530.00
1549070539	90477DU88	UNILEVER CAPITAL CORPORATION	07/28/2025	0.000	50,000,000.00	49,838,000.00	49,514,000.00	49,831,645.00
1569644751	90477DVE3	UNILEVER CAPITAL CORPORATION	08/14/2025	0.000	50,000,000.00	49,734,777.78	49,572,027.78	49,730,625.00
1540278058	90477DU87	UNILEVER CAPITAL CORPORATION	07/08/2025	0.000	17,700,000.00	17,685,028.75	17,552,426.25	17,683,006.23
<b>CPD TOTAL</b>					<b>17,204,791,000.00</b>	<b>17,103,133,864.01</b>	<b>17,003,974,249.14</b>	<b>17,097,094,550.61</b>
1485044396	LACCAL20250219	LAC-CAL BAN	06/30/2027	4.875	5,000,000.00	5,000,000.00	5,000,000.00	5,000,000.00
1215324857	LACCAL20240229	LAC-CAL BAN	06/30/2026	4.779	10,000,000.00	10,000,000.00	10,000,000.00	10,000,000.00
1441083733	LACCAL20241218	LAC-CAL BAN	06/30/2027	4.779	5,000,000.00	5,000,000.00	5,000,000.00	5,000,000.00
1318200749	LACCAL20240716	LAC-CAL BAN	06/30/2027	4.779	5,000,000.00	5,000,000.00	5,000,000.00	5,000,000.00
1535477005	LACCAL20250423	LAC-CAL BAN	06/30/2027	4.703	5,000,000.00	5,000,000.00	5,000,000.00	5,000,000.00
<b>LACCALBANS TOTAL</b>					<b>30,000,000.00</b>	<b>30,000,000.00</b>	<b>30,000,000.00</b>	<b>30,000,000.00</b>
1307818801	SHRODE20240702	SHRODE AVE	09/02/2044	4.750	282,408.02	282,408.02	282,408.02	282,408.02
<b>LA COUNTY REFUNDING BDN TOTAL</b>					<b>282,408.02</b>	<b>282,408.02</b>	<b>282,408.02</b>	<b>282,408.02</b>
<b>CA MUNI BDN TOTAL</b>					<b>30,282,408.02</b>	<b>30,282,408.02</b>	<b>30,282,408.02</b>	<b>30,282,408.02</b>
1514229894	912797PZ4	UNITED STATES TREASURY	07/08/2025	0.000	50,000,000.00	49,959,506.94	49,409,958.33	49,959,701.50
1554385518	912797PP6	UNITED STATES TREASURY	08/21/2025	0.000	50,000,000.00	49,699,666.67	49,422,888.89	49,694,118.00
1543211125	912797PG6	UNITED STATES TREASURY	07/31/2025	0.000	50,000,000.00	49,826,083.33	49,472,452.78	49,826,375.00
1550978659	912797QM2	UNITED STATES TREASURY	09/02/2025	0.000	50,000,000.00	49,631,625.00	49,339,263.89	49,626,922.00
1515410924	912797PZ4	UNITED STATES TREASURY	07/08/2025	0.000	50,000,000.00	49,959,448.61	49,426,487.50	49,959,701.50
1522972746	912797NX1	UNITED STATES TREASURY	07/03/2025	0.000	28,034,000.00	28,027,536.60	27,752,842.34	28,027,472.84
1573093428	912797MH7	UNITED STATES TREASURY	09/04/2025	0.000	50,000,000.00	49,620,381.94	49,462,694.44	49,615,529.50
1548009031	912797QK6	UNITED STATES TREASURY	08/19/2025	0.000	50,000,000.00	49,715,868.05	49,396,944.44	49,706,510.50
1527581892	912797PG6	UNITED STATES TREASURY	07/31/2025	0.000	50,000,000.00	49,825,416.67	49,371,500.00	49,826,375.00
1563184574	912797QU4	UNITED STATES TREASURY	09/16/2025	0.000	50,000,000.00	49,551,902.78	49,348,222.22	49,546,021.00
1526624625	912797PG6	UNITED STATES TREASURY	07/31/2025	0.000	50,000,000.00	49,825,416.67	49,354,812.50	49,826,375.00
1524069803	912797QA8	UNITED STATES TREASURY	07/15/2025	0.000	50,000,000.00	49,918,916.67	49,432,416.67	49,919,257.00
1588875364	912797RD1	UNITED STATES TREASURY	10/21/2025	0.000	50,000,000.00	49,345,111.12	49,304,180.56	49,346,550.00
1533029727	912797QJ9	UNITED STATES TREASURY	08/12/2025	0.000	50,000,000.00	49,755,000.00	49,340,833.33	49,749,057.50
1539046009	912797QK6	UNITED STATES TREASURY	08/19/2025	0.000	50,000,000.00	49,715,527.78	49,343,972.22	49,706,510.50
1541252031	912797PF8	UNITED STATES TREASURY	07/24/2025	0.000	50,000,000.00	49,866,631.95	49,507,118.06	49,866,951.50

LOS ANGELES COUNTY TREASURER  
 TREASURER PORTFOLIO COMPARED TO MARKET VALUE  
 FOR THE PERIOD: JUNE 1, 2025 TO JUNE 30, 2025  
 FUND: POOLED SURPLUS INVESTMENTS  
 ATTACHMENT X

Security ID	CUSIP	Description	Final Maturity	Face Rate	PAR	Amortized Cost	Historical Cost	Market Value
1524069777	912797PE1	UNITED STATES TREASURY	07/17/2025	0.000	50,000,000.00	49,907,555.56	49,422,222.22	49,908,000.00
1550978661	912797QM2	UNITED STATES TREASURY	09/02/2025	0.000	50,000,000.00	49,631,625.00	49,339,263.89	49,626,922.00
1588875362	912797QW0	UNITED STATES TREASURY	09/30/2025	0.000	50,000,000.00	49,471,694.45	49,431,055.56	49,467,476.00
1527581890	912797PG6	UNITED STATES TREASURY	07/31/2025	0.000	50,000,000.00	49,825,416.67	49,371,500.00	49,826,375.00
1563184572	912797PP6	UNITED STATES TREASURY	08/21/2025	0.000	50,000,000.00	49,700,729.17	49,501,215.28	49,694,118.00
1540268821	912797QK6	UNITED STATES TREASURY	08/19/2025	0.000	50,000,000.00	49,715,391.67	49,349,466.67	49,706,510.50
1577724775	912797PW1	UNITED STATES TREASURY	09/11/2025	0.000	50,000,000.00	49,578,500.00	49,455,562.50	49,575,250.00
1524830868	912797QA8	UNITED STATES TREASURY	07/15/2025	0.000	50,000,000.00	49,919,111.11	49,439,555.56	49,919,257.00
1548009033	912797QM2	UNITED STATES TREASURY	09/02/2025	0.000	50,000,000.00	49,634,250.00	49,314,944.44	49,626,922.00
1524069790	912797QH3	UNITED STATES TREASURY	08/05/2025	0.000	50,000,000.00	49,796,805.56	49,309,138.89	49,793,159.50
1561490840	912797QU4	UNITED STATES TREASURY	09/16/2025	0.000	50,000,000.00	49,550,833.33	49,323,333.33	49,546,021.00
1565302976	912797QV2	UNITED STATES TREASURY	09/23/2025	0.000	50,000,000.00	49,508,833.33	49,310,027.78	49,509,154.00
1533029725	912797PG6	UNITED STATES TREASURY	07/31/2025	0.000	50,000,000.00	49,825,625.00	49,412,937.50	49,826,375.00
1526624623	912797PG6	UNITED STATES TREASURY	07/31/2025	0.000	50,000,000.00	49,825,625.00	49,354,812.50	49,826,375.00
1525747966	912797QH3	UNITED STATES TREASURY	08/05/2025	0.000	50,000,000.00	49,796,076.39	49,318,312.50	49,793,159.50
1574036157	912797QW0	UNITED STATES TREASURY	09/30/2025	0.000	50,000,000.00	49,471,694.44	49,320,750.00	49,467,476.00
1549070534	912797QM2	UNITED STATES TREASURY	09/02/2025	0.000	50,000,000.00	49,634,250.00	49,320,750.00	49,626,922.00
1588875375	912797RC3	UNITED STATES TREASURY	10/14/2025	0.000	50,000,000.00	49,387,500.00	49,346,666.67	49,387,621.50
1590544723	912797QL4	UNITED STATES TREASURY	08/26/2025	0.000	16,680,000.00	16,568,948.27	16,557,049.87	16,567,910.40
1526624621	912797PN1	UNITED STATES TREASURY	08/14/2025	0.000	50,000,000.00	49,745,777.78	49,277,777.78	49,736,840.50
1528840936	912797QJ9	UNITED STATES TREASURY	08/12/2025	0.000	38,847,000.00	38,657,329.52	38,309,600.31	38,652,032.73
1589656636	912797QJ9	UNITED STATES TREASURY	08/12/2025	0.000	50,000,000.00	49,748,000.00	49,706,000.00	49,749,057.50
1524069807	912797PU5	UNITED STATES TREASURY	07/01/2025	0.000	50,000,000.00	50,000,000.00	49,517,000.00	50,000,000.00
1525747951	912797QH3	UNITED STATES TREASURY	08/05/2025	0.000	50,000,000.00	49,796,076.39	49,318,312.50	49,793,159.50
1565368225	912797QV2	UNITED STATES TREASURY	09/23/2025	0.000	50,000,000.00	49,508,833.33	49,310,027.78	49,509,154.00
1524830859	912797QH3	UNITED STATES TREASURY	08/05/2025	0.000	50,000,000.00	49,796,319.45	49,313,305.56	49,793,159.50
1588875360	912797RD1	UNITED STATES TREASURY	10/21/2025	0.000	50,000,000.00	49,345,111.12	49,304,180.56	49,346,550.00
1526624636	912797QH3	UNITED STATES TREASURY	08/05/2025	0.000	50,000,000.00	49,795,833.33	49,323,333.33	49,793,159.50
1524069820	912797LW5	UNITED STATES TREASURY	07/10/2025	0.000	50,000,000.00	49,947,750.00	49,460,083.33	49,947,604.00
1537059255	912797PF8	UNITED STATES TREASURY	07/24/2025	0.000	50,000,000.00	49,866,376.39	49,477,125.00	49,866,951.50
1524069792	912797PU5	UNITED STATES TREASURY	07/01/2025	0.000	50,000,000.00	50,000,000.00	49,513,966.67	50,000,000.00
1522972755	912797NX1	UNITED STATES TREASURY	07/03/2025	0.000	50,000,000.00	49,988,472.22	49,498,541.67	49,988,358.50
1587198827	912797RB5	UNITED STATES TREASURY	10/07/2025	0.000	50,000,000.00	49,429,694.45	49,365,680.56	49,427,908.00
1549070536	912797MG9	UNITED STATES TREASURY	08/07/2025	0.000	50,000,000.00	49,784,166.67	49,469,166.67	49,781,565.00
1582409871	912797PW1	UNITED STATES TREASURY	09/11/2025	0.000	50,000,000.00	49,575,900.00	49,487,545.83	49,575,250.00
1539046026	912797MG9	UNITED STATES TREASURY	08/07/2025	0.000	41,817,000.00	41,637,779.31	41,327,775.95	41,634,314.07
1574036155	912797QW0	UNITED STATES TREASURY	09/30/2025	0.000	50,000,000.00	49,471,694.44	49,320,750.00	49,467,476.00
1592547090	912797PN1	UNITED STATES TREASURY	08/14/2025	0.000	50,000,000.00	49,738,322.22	49,708,586.11	49,736,840.50
1524069809	912797PU5	UNITED STATES TREASURY	07/01/2025	0.000	50,000,000.00	50,000,000.00	49,517,000.00	50,000,000.00
1517717437	912797PU5	UNITED STATES TREASURY	07/01/2025	0.000	50,000,000.00	50,000,000.00	49,472,958.33	50,000,000.00
1589656638	912797PQ4	UNITED STATES TREASURY	08/28/2025	0.000	50,000,000.00	49,657,236.12	49,615,868.06	49,651,597.00
1551984980	912797PP6	UNITED STATES TREASURY	08/21/2025	0.000	37,067,000.00	36,843,773.26	36,629,300.51	36,840,237.44
1587198829	912797RC3	UNITED STATES TREASURY	10/14/2025	0.000	50,000,000.00	49,387,500.00	49,323,333.33	49,387,621.50
1554385529	912797QM2	UNITED STATES TREASURY	09/02/2025	0.000	50,000,000.00	49,629,875.00	49,353,750.00	49,626,922.00
1540268825	912797QK6	UNITED STATES TREASURY	08/19/2025	0.000	50,000,000.00	49,715,391.67	49,349,466.67	49,706,510.50
1577724771	912797PW1	UNITED STATES TREASURY	09/11/2025	0.000	50,000,000.00	49,578,500.00	49,455,562.50	49,575,250.00
1561490844	912797QU4	UNITED STATES TREASURY	09/16/2025	0.000	50,000,000.00	49,550,833.33	49,323,333.33	49,546,021.00
1524069822	912797NX1	UNITED STATES TREASURY	07/03/2025	0.000	50,000,000.00	49,988,430.56	49,502,513.89	49,988,358.50
1524069782	912797QA8	UNITED STATES TREASURY	07/15/2025	0.000	50,000,000.00	49,918,916.67	49,432,416.67	49,919,257.00
1514229887	912797PU5	UNITED STATES TREASURY	07/01/2025	0.000	50,000,000.00	50,000,000.00	49,449,791.67	50,000,000.00
1530675699	912797PE1	UNITED STATES TREASURY	07/17/2025	0.000	50,000,000.00	49,907,333.33	49,467,166.67	49,908,000.00
1524069825	912797PU5	UNITED STATES TREASURY	07/01/2025	0.000	50,000,000.00	50,000,000.00	49,517,000.00	50,000,000.00
1589656647	912797QJ9	UNITED STATES TREASURY	08/12/2025	0.000	50,000,000.00	49,748,000.00	49,706,000.00	49,749,057.50
1524830849	912797MG9	UNITED STATES TREASURY	08/07/2025	0.000	50,000,000.00	49,786,222.22	49,306,666.67	49,781,565.00
1536180395	912797PG6	UNITED STATES TREASURY	07/31/2025	0.000	50,000,000.00	49,825,708.33	49,430,647.22	49,826,375.00
1582409872	912797PW1	UNITED STATES TREASURY	09/11/2025	0.000	50,000,000.00	49,575,900.00	49,487,545.83	49,575,250.00
1551984983	912797QM2	UNITED STATES TREASURY	09/02/2025	0.000	50,000,000.00	49,632,500.00	49,346,666.67	49,626,922.00
1525747956	912797QH3	UNITED STATES TREASURY	08/05/2025	0.000	50,000,000.00	49,796,076.39	49,318,312.50	49,793,159.50
1575338592	912797MH7	UNITED STATES TREASURY	09/04/2025	0.000	50,000,000.00	49,619,027.78	49,472,500.00	49,615,529.50
1566998339	912797MH7	UNITED STATES TREASURY	09/04/2025	0.000	1,370,000.00	1,359,615.78	1,354,503.55	1,359,465.51
1541252010	912797PF8	UNITED STATES TREASURY	07/24/2025	0.000	50,000,000.00	49,866,631.95	49,507,118.06	49,866,951.50
1541252021	912797PG6	UNITED STATES TREASURY	07/31/2025	0.000	50,000,000.00	49,826,250.00	49,467,166.67	49,826,375.00
1526624630	912797QH3	UNITED STATES TREASURY	08/05/2025	0.000	50,000,000.00	49,795,833.33	49,323,333.33	49,793,159.50
1549813142	912797QJ9	UNITED STATES TREASURY	08/12/2025	0.000	50,000,000.00	49,755,408.33	49,446,756.94	49,749,057.50
1524069784	912797LW5	UNITED STATES TREASURY	07/10/2025	0.000	50,000,000.00	49,947,750.00	49,460,083.33	49,947,604.00
1514229889	912797PU5	UNITED STATES TREASURY	07/01/2025	0.000	50,000,000.00	50,000,000.00	49,449,791.67	50,000,000.00
1546219584	912797MG9	UNITED STATES TREASURY	08/07/2025	0.000	50,000,000.00	49,784,937.50	49,453,625.00	49,781,565.00
1540268828	912797PG6	UNITED STATES TREASURY	07/31/2025	0.000	50,000,000.00	49,826,250.00	49,461,375.00	49,826,375.00
1593261936	912797MS3	UNITED STATES TREASURY	10/02/2025	0.000	50,000,000.00	49,462,666.67	49,439,555.56	49,453,867.00
1565368222	912797PQ4	UNITED STATES TREASURY	08/28/2025	0.000	50,000,000.00	49,661,263.89	49,462,694.44	49,651,597.00
1553094612	912797PP6	UNITED STATES TREASURY	08/21/2025	0.000	50,000,000.00	49,699,170.83	49,416,037.50	49,694,118.00
1559915626	912797QT7	UNITED STATES TREASURY	09/09/2025	0.000	50,000,000.00	49,589,430.56	49,348,954.17	49,589,617.00
1566146298	912797PQ4	UNITED STATES TREASURY	08/28/2025	0.000	37,485,000.00	37,230,747.57	37,086,086.71	37,223,802.27
1524069797	912797PU5	UNITED STATES TREASURY	07/01/2025	0.000	50,000,000.00	50,000,000.00	49,517,000.00	50,000,000.00
1588875369	912797RD1	UNITED STATES TREASURY	10/21/2025	0.000	50,000,000.00	49,345,111.12	49,304,180.56	49,346,550.00
1539046014	912797MG9	UNITED STATES TREASURY	08/07/2025	0.000	50,000,000.00	49,785,708.33	49,415,041.67	49,781,565.00
1519664131	912797LW5	UNITED STATES TREASURY	07/10/2025	0.000	50,000,000.00	49,947,875.00	49,426,625.00	49,947,604.00
1540268815	912797QK6	UNITED STATES TREASURY	08/19/2025	0.000	50,000,000.00	49,715,391.67	49,349,466.67	49,706,510.50
1594565166	912797MH7	UNITED STATES TREASURY	09/04/2025	0.000	50,000,000.00	49,618,125.00	49,612,250.00	49,615,529.50
1541252012	912797QL4	UNITED STATES TREASURY	08/26/2025	0.000	50,000,000.00	49,675,277.78	49,315,763.89	49,664,000.00
1558812862	912797QT7	UNITED STATES TREASURY	09/09/2025	0.000	50,000,000.00	49,590,208.33	49,344,333.33	49,589,617.00
1546219582	912797PG6	UNITED STATES TREASURY	07/31/2025	0.000	50,000,000.00	49,825,000.00	49,492,500.00	49,826,375.00
1526624628	912797PN1	UNITED STATES TREASURY	08/14/2025	0.000	50,000,000.00	49,745,777.78	49,277,777.78	49,736,840.50
1522972747	912797NX1	UNITED STATES TREASURY	07/03/2025	0.000	50,000,000.00	49,988,472.22	49,498,541.67	49,988,358.50
1534369050	912797QJ9	UNITED STATES TREASURY	08/12/2025	0.000	50,000,000.00	49,756,166.67	49,349,777.78	49,749,057.50
1565302978	912797QV2	UNITED STATES TREASURY	09/23/2025	0.000	50,000,000.00	49,510,000.00	49,305,833.33	49,509,154.00

LOS ANGELES COUNTY TREASURER  
 TREASURER PORTFOLIO COMPARED TO MARKET VALUE  
 FOR THE PERIOD: JUNE 1, 2025 TO JUNE 30, 2025  
 FUND: POOLED SURPLUS INVESTMENTS  
 ATTACHMENT X

Security ID	CUSIP	Description	Final Maturity	Face Rate	PAR	Amortized Cost	Historical Cost	Market Value
1589656628	912797QJ9	UNITED STATES TREASURY	08/12/2025	0.000	50,000,000.00	49,748,000.00	49,706,000.00	49,749,057.50
1524069827	912797NX1	UNITED STATES TREASURY	07/03/2025	0.000	50,000,000.00	49,988,430.56	49,502,513.89	49,988,358.50
1548090027	912797QA8	UNITED STATES TREASURY	07/15/2025	0.000	50,000,000.00	49,918,916.67	49,600,375.00	49,919,257.00
1571788934	912797MH7	UNITED STATES TREASURY	09/04/2025	0.000	50,000,000.00	49,620,201.39	49,456,595.83	49,615,529.50
1537059262	912797PF8	UNITED STATES TREASURY	07/24/2025	0.000	50,000,000.00	49,866,376.39	49,477,125.00	49,866,951.50
1514229883	912797PZ4	UNITED STATES TREASURY	07/08/2025	0.000	50,000,000.00	49,959,506.94	49,409,958.33	49,959,701.50
1534369052	912797PF8	UNITED STATES TREASURY	07/24/2025	0.000	47,367,000.00	47,240,655.11	46,856,127.17	47,240,957.83
1533029722	912797PG6	UNITED STATES TREASURY	07/31/2025	0.000	50,000,000.00	49,825,625.00	49,412,937.50	49,826,375.00
1566998333	912797MH7	UNITED STATES TREASURY	09/04/2025	0.000	50,000,000.00	49,621,013.89	49,434,436.11	49,615,529.50
1549070543	912797QM2	UNITED STATES TREASURY	09/02/2025	0.000	50,000,000.00	49,634,250.00	49,320,750.00	49,626,922.00
1524830851	912797MG9	UNITED STATES TREASURY	08/07/2025	0.000	50,000,000.00	49,786,222.22	49,306,666.67	49,781,565.00
1519664135	912797NX1	UNITED STATES TREASURY	07/03/2025	0.000	50,000,000.00	49,988,380.56	49,465,505.56	49,988,358.50
1593261940	912797MS3	UNITED STATES TREASURY	10/02/2025	0.000	50,000,000.00	49,462,666.67	49,439,555.56	49,453,867.00
1589656645	912797PQ4	UNITED STATES TREASURY	08/28/2025	0.000	50,000,000.00	49,657,236.12	49,615,868.06	49,651,597.00
1547029417	912797PG6	UNITED STATES TREASURY	07/31/2025	0.000	50,000,000.00	49,825,833.33	49,500,722.22	49,826,375.00
1526624626	912797PN1	UNITED STATES TREASURY	08/14/2025	0.000	50,000,000.00	49,745,777.78	49,277,777.78	49,736,840.50
1546219580	912797PG6	UNITED STATES TREASURY	07/31/2025	0.000	50,000,000.00	49,825,000.00	49,492,500.00	49,826,375.00
1588875367	912797RC3	UNITED STATES TREASURY	10/14/2025	0.000	50,000,000.00	49,387,500.00	49,346,666.67	49,387,621.50
1594565168	912797PQ4	UNITED STATES TREASURY	08/28/2025	0.000	35,249,000.00	35,005,938.56	35,001,747.85	35,003,382.85
1535424890	912797PF8	UNITED STATES TREASURY	07/24/2025	0.000	48,692,000.00	48,561,654.22	48,170,616.88	48,562,432.05
1587198836	912797RB5	UNITED STATES TREASURY	10/07/2025	0.000	7,957,000.00	7,866,241.57	7,856,054.40	7,865,957.28
1589656630	912797QJ9	UNITED STATES TREASURY	08/12/2025	0.000	50,000,000.00	49,748,000.00	49,706,000.00	49,749,057.50
1553094616	912797PP6	UNITED STATES TREASURY	08/21/2025	0.000	50,000,000.00	49,699,170.83	49,416,037.50	49,694,118.00
1524830864	912797QA8	UNITED STATES TREASURY	07/15/2025	0.000	50,000,000.00	49,919,111.11	49,439,555.56	49,919,257.00
1524069801	912797PU5	UNITED STATES TREASURY	07/01/2025	0.000	50,000,000.00	50,000,000.00	49,513,966.67	50,000,000.00
1548009030	912797QM2	UNITED STATES TREASURY	09/02/2025	0.000	50,000,000.00	49,634,250.00	49,314,944.44	49,626,922.00
1524069789	912797PU5	UNITED STATES TREASURY	07/01/2025	0.000	50,000,000.00	50,000,000.00	49,517,000.00	50,000,000.00
1569623262	912797QV2	UNITED STATES TREASURY	09/23/2025	0.000	50,000,000.00	49,508,833.33	49,339,263.89	49,509,154.00
1581041896	912797QW0	UNITED STATES TREASURY	09/30/2025	0.000	50,000,000.00	49,472,958.33	49,368,708.33	49,467,476.00
1544998418	912797PG6	UNITED STATES TREASURY	07/31/2025	0.000	50,000,000.00	49,825,416.67	49,476,250.00	49,826,375.00
1524830856	912797QC4	UNITED STATES TREASURY	07/29/2025	0.000	50,000,000.00	49,837,444.44	49,355,583.33	49,838,611.00
1526624624	912797PN1	UNITED STATES TREASURY	08/14/2025	0.000	50,000,000.00	49,745,777.78	49,277,777.78	49,736,840.50
1539046010	912797PG6	UNITED STATES TREASURY	07/31/2025	0.000	50,000,000.00	49,825,833.33	49,454,277.78	49,826,375.00
1571788937	912797MH7	UNITED STATES TREASURY	09/04/2025	0.000	25,885,000.00	25,688,378.26	25,603,679.66	25,685,959.62
1566146294	912797PQ4	UNITED STATES TREASURY	08/28/2025	0.000	50,000,000.00	49,660,861.11	49,467,902.78	49,651,597.00
1588875365	912797QW0	UNITED STATES TREASURY	09/30/2025	0.000	50,000,000.00	49,471,694.45	49,431,055.56	49,467,476.00
1524069774	912797QH3	UNITED STATES TREASURY	08/05/2025	0.000	50,000,000.00	49,796,805.56	49,309,138.89	49,793,159.50
1579727619	912797QU4	UNITED STATES TREASURY	09/16/2025	0.000	50,000,000.00	49,549,763.89	49,438,666.67	49,546,021.00
1554385517	912797QM2	UNITED STATES TREASURY	09/02/2025	0.000	50,000,000.00	49,629,875.00	49,353,750.00	49,626,922.00
1524830869	912797QB6	UNITED STATES TREASURY	07/22/2025	0.000	50,000,000.00	49,878,229.17	49,396,944.44	49,878,608.50
1588875363	912797RC3	UNITED STATES TREASURY	10/14/2025	0.000	50,000,000.00	49,390,416.66	49,343,972.22	49,387,621.50
1563184573	912797QU4	UNITED STATES TREASURY	09/16/2025	0.000	50,000,000.00	49,551,902.78	49,348,222.22	49,546,021.00
1541252028	912797PF8	UNITED STATES TREASURY	07/24/2025	0.000	47,028,000.00	46,902,559.34	46,564,414.96	46,902,859.90
1524069819	912797PE1	UNITED STATES TREASURY	07/17/2025	0.000	50,000,000.00	49,907,555.56	49,422,222.22	49,908,000.00
1565302977	912797QV2	UNITED STATES TREASURY	09/23/2025	0.000	50,000,000.00	49,508,833.33	49,310,027.78	49,509,154.00
1534369055	912797QJ9	UNITED STATES TREASURY	08/12/2025	0.000	50,000,000.00	49,756,166.67	49,349,777.78	49,749,057.50
1544998420	912797PG6	UNITED STATES TREASURY	07/31/2025	0.000	50,000,000.00	49,825,416.67	49,476,250.00	49,826,375.00
1559915619	912797QT7	UNITED STATES TREASURY	09/09/2025	0.000	50,000,000.00	49,589,430.56	49,348,954.17	49,589,617.00
1524069804	912797PE1	UNITED STATES TREASURY	07/17/2025	0.000	50,000,000.00	49,907,555.56	49,422,222.22	49,908,000.00
1515410923	912797PZ4	UNITED STATES TREASURY	07/08/2025	0.000	50,000,000.00	49,959,448.61	49,426,487.50	49,959,701.50
1519664124	912797NX1	UNITED STATES TREASURY	07/03/2025	0.000	50,000,000.00	49,988,380.56	49,465,505.56	49,988,358.50
1541252015	912797QL4	UNITED STATES TREASURY	08/26/2025	0.000	50,000,000.00	49,675,277.78	49,315,763.89	49,664,000.00
1544998414	912797QK6	UNITED STATES TREASURY	08/19/2025	0.000	50,000,000.00	49,714,711.11	49,365,377.78	49,706,510.50
1563184571	912797PP6	UNITED STATES TREASURY	08/21/2025	0.000	50,000,000.00	49,700,729.17	49,501,215.28	49,694,118.00
1588875361	912797RD1	UNITED STATES TREASURY	10/21/2025	0.000	50,000,000.00	49,345,111.12	49,304,180.56	49,346,550.00
1587198828	912797RC3	UNITED STATES TREASURY	10/14/2025	0.000	25,000,000.00	24,693,750.00	24,661,666.67	24,693,810.75
1541252019	912797QL4	UNITED STATES TREASURY	08/26/2025	0.000	50,000,000.00	49,675,666.67	49,316,583.33	49,664,000.00
1565368224	912797PQ4	UNITED STATES TREASURY	08/28/2025	0.000	50,000,000.00	49,661,263.89	49,462,694.44	49,651,597.00
1524830860	912797MG9	UNITED STATES TREASURY	08/07/2025	0.000	50,000,000.00	49,786,222.22	49,306,666.67	49,781,565.00
1569623266	912797QV2	UNITED STATES TREASURY	09/23/2025	0.000	50,000,000.00	49,508,833.33	49,339,263.89	49,509,154.00
1576702540	912797QW0	UNITED STATES TREASURY	09/30/2025	0.000	50,000,000.00	49,468,534.72	49,340,048.61	49,467,476.00
1543211128	912797QK6	UNITED STATES TREASURY	08/19/2025	0.000	50,000,000.00	49,716,548.61	49,363,680.56	49,706,510.50
1530675695	912797PE1	UNITED STATES TREASURY	07/17/2025	0.000	50,000,000.00	49,907,333.33	49,467,166.67	49,908,000.00
1524069793	912797QA8	UNITED STATES TREASURY	07/15/2025	0.000	50,000,000.00	49,918,916.67	49,432,416.67	49,919,257.00
1547029422	912797QB6	UNITED STATES TREASURY	07/22/2025	0.000	50,000,000.00	49,878,083.33	49,552,972.22	49,878,608.50
1522972741	912797NX1	UNITED STATES TREASURY	07/03/2025	0.000	50,000,000.00	49,988,480.56	49,498,904.17	49,988,358.50
1526624622	912797QH3	UNITED STATES TREASURY	08/05/2025	0.000	50,000,000.00	49,795,833.33	49,323,333.33	49,793,159.50
1524069778	912797LW5	UNITED STATES TREASURY	07/10/2025	0.000	50,000,000.00	49,947,750.00	49,460,083.33	49,947,604.00
1551984979	912797QM2	UNITED STATES TREASURY	09/02/2025	0.000	50,000,000.00	49,632,500.00	49,346,666.67	49,626,922.00
1549813140	912797QJ9	UNITED STATES TREASURY	08/12/2025	0.000	50,000,000.00	49,755,408.33	49,446,756.94	49,749,057.50
1524830858	912797QH3	UNITED STATES TREASURY	08/05/2025	0.000	50,000,000.00	49,796,319.45	49,313,305.56	49,793,159.50
1540268824	912797PG6	UNITED STATES TREASURY	07/31/2025	0.000	50,000,000.00	49,826,250.00	49,461,375.00	49,826,375.00
1519664128	912797LW5	UNITED STATES TREASURY	07/10/2025	0.000	50,000,000.00	49,947,875.00	49,426,625.00	49,947,604.00
1541252032	912797PG6	UNITED STATES TREASURY	07/31/2025	0.000	50,000,000.00	49,826,250.00	49,467,166.67	49,826,375.00
1524069795	912797QA8	UNITED STATES TREASURY	07/15/2025	0.000	50,000,000.00	49,918,916.67	49,432,416.67	49,919,257.00
1588875374	912797RC3	UNITED STATES TREASURY	10/14/2025	0.000	50,000,000.00	49,387,500.00	49,346,666.67	49,387,621.50
1526624633	912797QH3	UNITED STATES TREASURY	08/05/2025	0.000	50,000,000.00	49,795,833.33	49,323,333.33	49,793,159.50
1524069823	912797NX1	UNITED STATES TREASURY	07/03/2025	0.000	50,000,000.00	49,988,430.56	49,502,513.89	49,988,358.50
1543211130	912797QK6	UNITED STATES TREASURY	08/19/2025	0.000	50,000,000.00	49,716,548.61	49,363,680.56	49,706,510.50
1589656637	912797RD1	UNITED STATES TREASURY	10/21/2025	0.000	50,000,000.00	49,348,222.22	49,307,486.11	49,346,550.00
1526624620	912797PN1	UNITED STATES TREASURY	08/14/2025	0.000	50,000,000.00	49,745,777.78	49,277,777.78	49,736,840.50
1578710549	912797QW0	UNITED STATES TREASURY	09/30/2025	0.000	50,000,000.00	49,470,114.58	49,353,656.25	49,467,476.00
1524069780	912797NX1	UNITED STATES TREASURY	07/03/2025	0.000	50,000,000.00	49,988,430.56	49,502,513.89	49,988,358.50
1594565160	912797MH7	UNITED STATES TREASURY	09/04/2025	0.000	50,000,000.00	49,618,125.00	49,612,250.00	49,615,529.50
1588875359	912797RC3	UNITED STATES TREASURY	10/14/2025	0.000	50,000,000.00	49,390,416.66	49,343,972.22	49,387,621.50
1524069808	912797LW5	UNITED STATES TREASURY	07/10/2025	0.000	50,000,000.00	49,947,750.00	49,460,083.33	49,947,604.00

LOS ANGELES COUNTY TREASURER  
 TREASURER PORTFOLIO COMPARED TO MARKET VALUE  
 FOR THE PERIOD: JUNE 1, 2025 TO JUNE 30, 2025  
 FUND: POOLED SURPLUS INVESTMENTS  
 ATTACHMENT X

Security ID	CUSIP	Description	Final Maturity	Face Rate	PAR	Amortized Cost	Historical Cost	Market Value
1589656633	912797RD1	UNITED STATES TREASURY	10/21/2025	0.000	50,000,000.00	49,348,222.22	49,307,486.11	49,346,550.00
1517717435	912797PU5	UNITED STATES TREASURY	07/01/2025	0.000	50,000,000.00	50,000,000.00	49,472,958.33	50,000,000.00
1535424895	912797PF8	UNITED STATES TREASURY	07/24/2025	0.000	50,000,000.00	49,866,152.78	49,464,611.11	49,866,951.50
1590544727	912797QL4	UNITED STATES TREASURY	08/26/2025	0.000	50,000,000.00	49,667,111.11	49,631,444.44	49,664,000.00
1528840933	912797QJ9	UNITED STATES TREASURY	08/12/2025	0.000	50,000,000.00	49,755,875.00	49,308,312.50	49,749,057.50
1524830863	912797MG9	UNITED STATES TREASURY	08/07/2025	0.000	50,000,000.00	49,786,222.22	49,306,666.67	49,781,565.00
1514229886	912797PU5	UNITED STATES TREASURY	07/01/2025	0.000	50,000,000.00	50,000,000.00	49,449,791.67	50,000,000.00
1524069781	912797PU5	UNITED STATES TREASURY	07/01/2025	0.000	50,000,000.00	50,000,000.00	49,513,966.67	50,000,000.00
1560648435	912797QU4	UNITED STATES TREASURY	09/16/2025	0.000	50,000,000.00	49,551,902.78	49,319,125.00	49,546,021.00
1522972752	912797NX1	UNITED STATES TREASURY	07/03/2025	0.000	50,000,000.00	49,988,480.56	49,498,904.17	49,988,358.50
1578710548	912797QW0	UNITED STATES TREASURY	09/30/2025	0.000	50,000,000.00	49,470,114.58	49,353,656.25	49,467,476.00
1558812859	912797QT7	UNITED STATES TREASURY	09/09/2025	0.000	50,000,000.00	49,590,208.33	49,344,333.33	49,589,617.00
1539046030	912797PG6	UNITED STATES TREASURY	07/31/2025	0.000	50,000,000.00	49,825,833.33	49,454,277.78	49,826,375.00
1551984984	912797QM2	UNITED STATES TREASURY	09/02/2025	0.000	50,000,000.00	49,632,500.00	49,346,666.67	49,626,922.00
1524069826	912797PE1	UNITED STATES TREASURY	07/17/2025	0.000	50,000,000.00	49,907,555.56	49,422,222.22	49,908,000.00
1556752211	912797QT7	UNITED STATES TREASURY	09/09/2025	0.000	50,000,000.00	49,589,722.22	49,320,111.11	49,589,617.00
1539046015	912797PG6	UNITED STATES TREASURY	07/31/2025	0.000	50,000,000.00	49,825,833.33	49,454,277.78	49,826,375.00
1519664132	912797LW5	UNITED STATES TREASURY	07/10/2025	0.000	50,000,000.00	49,947,875.00	49,426,625.00	49,947,604.00
1520670933	912797NX1	UNITED STATES TREASURY	07/03/2025	0.000	50,000,000.00	49,988,416.67	49,472,958.33	49,988,358.50
1546219583	912797PG6	UNITED STATES TREASURY	07/31/2025	0.000	50,000,000.00	49,824,791.67	49,491,895.83	49,826,375.00
1540268814	912797QK6	UNITED STATES TREASURY	08/19/2025	0.000	50,000,000.00	49,715,391.67	49,349,466.67	49,706,510.50
1581041906	912797QW0	UNITED STATES TREASURY	09/30/2025	0.000	50,000,000.00	49,472,958.33	49,368,708.33	49,467,476.00
1524069811	912797QH3	UNITED STATES TREASURY	08/05/2025	0.000	50,000,000.00	49,796,805.56	49,309,138.89	49,793,159.50
1524069783	912797NX1	UNITED STATES TREASURY	07/03/2025	0.000	50,000,000.00	49,988,430.56	49,502,513.89	49,988,358.50
1585664056	912797QL4	UNITED STATES TREASURY	09/16/2025	0.000	50,000,000.00	49,550,833.33	49,475,000.00	49,546,021.00
1522972750	912797NX1	UNITED STATES TREASURY	07/03/2025	0.000	50,000,000.00	49,988,472.22	49,498,541.67	49,988,358.50
1539046021	912797QK6	UNITED STATES TREASURY	08/19/2025	0.000	50,000,000.00	49,715,527.78	49,343,972.22	49,706,510.50
1544998421	912797PQ4	UNITED STATES TREASURY	08/28/2025	0.000	50,000,000.00	49,666,500.00	49,321,500.00	49,651,597.00
1524069828	912797PU5	UNITED STATES TREASURY	07/01/2025	0.000	50,000,000.00	50,000,000.00	49,513,966.67	50,000,000.00
1536180392	912797PG6	UNITED STATES TREASURY	07/31/2025	0.000	50,000,000.00	49,825,708.33	49,430,647.22	49,826,375.00
1588875368	912797RC3	UNITED STATES TREASURY	10/14/2025	0.000	50,000,000.00	49,387,500.00	49,346,666.67	49,387,621.50
1522972761	912797NX1	UNITED STATES TREASURY	07/03/2025	0.000	49,606,000.00	49,594,571.33	49,108,852.80	49,594,450.24
1514229884	912797PU5	UNITED STATES TREASURY	07/01/2025	0.000	50,000,000.00	50,000,000.00	49,449,791.67	50,000,000.00
1551984971	912797PP6	UNITED STATES TREASURY	08/21/2025	0.000	50,000,000.00	49,698,887.50	49,409,583.33	49,694,118.00
1556752202	912797MH7	UNITED STATES TREASURY	09/04/2025	0.000	50,000,000.00	49,620,472.22	49,351,883.33	49,615,529.50
1524069800	912797NX1	UNITED STATES TREASURY	07/03/2025	0.000	50,000,000.00	49,988,430.56	49,502,513.89	49,988,358.50
1527581888	912797MG9	UNITED STATES TREASURY	08/07/2025	0.000	50,000,000.00	49,784,937.50	49,331,562.50	49,781,565.00
1553094613	912797QL4	UNITED STATES TREASURY	08/26/2025	0.000	50,000,000.00	49,670,611.11	49,388,277.78	49,664,000.00
1579727623	912797QU4	UNITED STATES TREASURY	09/16/2025	0.000	50,000,000.00	49,549,763.89	49,438,666.67	49,546,021.00
1585664054	912797QU4	UNITED STATES TREASURY	09/16/2025	0.000	50,000,000.00	49,550,833.33	49,475,000.00	49,546,021.00
1524069813	912797PU5	UNITED STATES TREASURY	07/01/2025	0.000	50,000,000.00	50,000,000.00	49,517,000.00	50,000,000.00
1524830852	912797QC4	UNITED STATES TREASURY	07/29/2025	0.000	50,000,000.00	49,837,444.44	49,355,583.33	49,838,611.00
1519664136	912797LW5	UNITED STATES TREASURY	07/10/2025	0.000	50,000,000.00	49,947,875.00	49,426,625.00	49,947,604.00
1549070540	912797MG9	UNITED STATES TREASURY	08/07/2025	0.000	50,000,000.00	49,784,166.67	49,469,166.67	49,781,565.00
1524069785	912797QB6	UNITED STATES TREASURY	07/22/2025	0.000	50,000,000.00	49,878,375.00	49,391,875.00	49,878,608.50
1569623259	912797QV2	UNITED STATES TREASURY	09/23/2025	0.000	19,221,000.00	19,032,185.71	18,966,999.82	19,032,308.98
1525747959	912797QH3	UNITED STATES TREASURY	08/05/2025	0.000	50,000,000.00	49,796,076.39	49,318,312.50	49,793,159.50
1554385520	912797PP6	UNITED STATES TREASURY	08/21/2025	0.000	50,000,000.00	49,699,666.67	49,422,888.89	49,694,118.00
1543211123	912797PG6	UNITED STATES TREASURY	07/31/2025	0.000	50,000,000.00	49,825,083.33	49,472,452.78	49,826,375.00
1539046019	912797PG6	UNITED STATES TREASURY	07/31/2025	0.000	50,000,000.00	49,825,833.33	49,454,277.78	49,826,375.00
1544998423	912797PQ4	UNITED STATES TREASURY	08/28/2025	0.000	50,000,000.00	49,666,500.00	49,321,500.00	49,651,597.00
1524069802	912797QH3	UNITED STATES TREASURY	08/05/2025	0.000	50,000,000.00	49,796,805.56	49,309,138.89	49,793,159.50
1592547083	912797PN1	UNITED STATES TREASURY	08/14/2025	0.000	20,216,000.00	20,110,198.44	20,098,175.54	20,109,599.35
1589656631	912797PW1	UNITED STATES TREASURY	09/11/2025	0.000	50,000,000.00	49,580,000.00	49,539,166.67	49,575,250.00
1541252011	912797QL4	UNITED STATES TREASURY	08/26/2025	0.000	50,000,000.00	49,675,666.67	49,316,583.33	49,664,000.00
1565368234	912797QV2	UNITED STATES TREASURY	09/23/2025	0.000	50,000,000.00	49,508,833.33	49,310,027.78	49,509,154.00
1533029721	912797QJ9	UNITED STATES TREASURY	08/12/2025	0.000	50,000,000.00	49,755,000.00	49,340,833.33	49,749,057.50
1565302979	912797QV2	UNITED STATES TREASURY	09/23/2025	0.000	50,000,000.00	49,510,000.00	49,305,833.33	49,509,154.00
1560648435	912797QU4	UNITED STATES TREASURY	09/16/2025	0.000	50,000,000.00	49,551,902.78	49,319,125.00	49,546,021.00
1526624627	912797QH3	UNITED STATES TREASURY	08/05/2025	0.000	50,000,000.00	49,795,833.33	49,323,333.33	49,793,159.50
1520670929	912797NX1	UNITED STATES TREASURY	07/03/2025	0.000	6,848,000.00	6,846,413.55	6,775,816.37	6,846,405.58
1524069787	912797QB6	UNITED STATES TREASURY	07/22/2025	0.000	50,000,000.00	49,878,375.00	49,391,875.00	49,878,608.50
1594565167	912797PQ4	UNITED STATES TREASURY	08/28/2025	0.000	50,000,000.00	49,655,222.22	49,649,277.78	49,651,597.00
1517717429	912797PU5	UNITED STATES TREASURY	07/01/2025	0.000	8,988,000.00	8,988,000.00	8,893,258.99	8,988,000.00
<b>US T-BILL GOVERNMENT TOTAL</b>					<b>12,743,357,000.00</b>	<b>12,677,174,761.17</b>	<b>12,594,457,773.23</b>	<b>12,676,513,005.70</b>
821809322	91282CAY7	UNITED STATES TREASURY	11/30/2027	0.625	50,000,000.00	49,978,245.86	49,937,500.00	46,478,515.50
821809135	91282CAY7	UNITED STATES TREASURY	11/30/2027	0.625	50,000,000.00	49,983,799.48	49,953,125.00	46,478,515.50
821809634	91282CBT7	UNITED STATES TREASURY	03/31/2026	0.750	50,000,000.00	49,964,880.71	49,766,000.00	46,766,601.50
821809139	91282CAY7	UNITED STATES TREASURY	11/30/2027	0.625	50,000,000.00	49,940,598.05	49,828,125.00	46,478,515.50
821809956	91282CCF6	UNITED STATES TREASURY	05/31/2026	0.750	50,000,000.00	49,948,594.40	49,722,656.00	48,527,344.00
821809318	91282CAY7	UNITED STATES TREASURY	11/30/2027	0.625	50,000,000.00	49,978,365.38	49,937,500.00	46,478,515.50
821809866	91282CBT7	UNITED STATES TREASURY	03/31/2026	0.750	50,000,000.00	49,947,560.00	49,650,400.00	46,766,601.50
821809333	91282CBT7	UNITED STATES TREASURY	03/31/2026	0.750	50,000,000.00	49,947,560.00	49,650,400.00	46,766,601.50
821809152	91282CAY7	UNITED STATES TREASURY	11/30/2027	0.625	50,000,000.00	49,970,264.08	49,914,062.50	46,478,515.50
821809628	91282CBT7	UNITED STATES TREASURY	03/31/2026	0.750	50,000,000.00	49,964,880.71	49,766,000.00	46,766,601.50
821810710	91282CAV3	UNITED STATES TREASURY	11/15/2030	0.875	50,000,000.00	50,000,000.00	50,000,000.00	42,888,672.00
821809320	91282CAY7	UNITED STATES TREASURY	11/30/2027	0.625	50,000,000.00	49,978,365.38	49,937,500.00	46,478,515.50
821809208	91282CCF6	UNITED STATES TREASURY	05/31/2026	0.750	50,000,000.00	49,948,594.40	49,722,656.00	48,527,344.00
821809615	91282CCF6	UNITED STATES TREASURY	05/31/2026	0.750	50,000,000.00	49,948,594.40	49,722,656.00	48,527,344.00
821809137	91282CAY7	UNITED STATES TREASURY	11/30/2027	0.625	50,000,000.00	49,983,799.48	49,953,125.00	46,478,515.50
821809314	91282CAY7	UNITED STATES TREASURY	11/30/2027	0.625	50,000,000.00	49,970,264.08	49,914,062.50	46,478,515.50
821809970	91282CBT7	UNITED STATES TREASURY	03/31/2026	0.750	50,000,000.00	49,950,192.50	49,667,950.00	46,766,601.50
821809316	91282CAY7	UNITED STATES TREASURY	11/30/2027	0.625	50,000,000.00	49,970,264.08	49,914,062.50	46,478,515.50
821809609	91282CBW0	UNITED STATES TREASURY	04/30/2026	0.750	50,000,000.00	49,975,672.76	48,855,000.00	46,645,019.50
821809226	91282CCF6	UNITED STATES TREASURY	05/31/2026	0.750	50,000,000.00	49,948,594.40	49,722,656.00	48,527,344.00
821809146	91282CAY7	UNITED STATES TREASURY	11/30/2027	0.625	50,000,000.00	49,940,598.05	49,828,125.00	46,478,515.50
821809663	91282CBT7							

LOS ANGELES COUNTY TREASURER  
TREASURER PORTFOLIO COMPARED TO MARKET VALUE  
FOR THE PERIOD: JUNE 1, 2025 TO JUNE 30, 2025  
FUND: POOLED SURPLUS INVESTMENTS  
ATTACHMENT X

Security ID	CUSIP	Description	Final Maturity	Face Rate	PAR	Amortized Cost	Historical Cost	Market Value	
821809278	91282CBT7	UNITED STATES TREASURY	03/31/2026	0.750	50,000,000.00	49,947,560.00	49,650,400.00	48,766,601.50	
821809134	91282CAY7	UNITED STATES TREASURY	11/30/2027	0.625	50,000,000.00	49,983,799.48	49,953,125.00	46,478,515.50	
821809560	91282CBT7	UNITED STATES TREASURY	03/31/2026	0.750	50,000,000.00	49,964,880.71	49,766,000.00	48,766,601.50	
821810737	91282CAV3	UNITED STATES TREASURY	11/15/2030	0.875	50,000,000.00	49,428,378.52	48,953,143.50	42,888,672.00	
821809153	91282CAY7	UNITED STATES TREASURY	11/30/2027	0.625	50,000,000.00	49,970,264.08	49,914,062.50	46,478,515.50	
821809276	91282CBT7	UNITED STATES TREASURY	03/31/2026	0.750	50,000,000.00	49,947,560.00	49,650,400.00	48,766,601.50	
821809629	91282CBT7	UNITED STATES TREASURY	03/31/2026	0.750	50,000,000.00	49,964,880.71	49,766,000.00	48,766,601.50	
821809328	91282CBT7	UNITED STATES TREASURY	03/31/2026	0.750	50,000,000.00	49,947,560.00	49,650,400.00	48,766,601.50	
821809556	91282CBT7	UNITED STATES TREASURY	03/31/2026	0.750	50,000,000.00	49,964,880.71	49,766,000.00	48,766,601.50	
821810678	91282CCV1	UNITED STATES TREASURY	08/31/2028	1.125	50,000,000.00	49,705,831.95	49,357,000.00	46,167,969.00	
821809330	91282CBT7	UNITED STATES TREASURY	03/31/2026	0.750	50,000,000.00	49,947,560.00	49,650,400.00	48,766,601.50	
821809528	91282CAV3	UNITED STATES TREASURY	11/15/2030	0.875	50,000,000.00	50,000,000.00	50,000,000.00	42,888,672.00	
821809147	91282CAY7	UNITED STATES TREASURY	11/30/2027	0.625	50,000,000.00	49,940,598.05	49,828,125.00	46,478,515.50	
821809324	91282CAY7	UNITED STATES TREASURY	11/30/2027	0.625	50,000,000.00	49,978,245.86	49,937,500.00	46,478,515.50	
821809132	91282CAY7	UNITED STATES TREASURY	11/30/2027	0.625	50,000,000.00	49,983,799.48	49,953,125.00	46,478,515.50	
821809666	91282CBT7	UNITED STATES TREASURY	03/31/2026	0.750	50,000,000.00	49,950,192.50	49,667,950.00	48,766,601.50	
821809638	91282CBW0	UNITED STATES TREASURY	04/30/2026	0.750	50,000,000.00	49,975,672.76	49,855,000.00	48,645,019.50	
821809873	91282CBT7	UNITED STATES TREASURY	03/31/2026	0.750	50,000,000.00	49,950,192.50	49,667,950.00	48,766,601.50	
821809326	91282CAY7	UNITED STATES TREASURY	11/30/2027	0.625	50,000,000.00	49,956,371.19	49,875,000.00	46,478,515.50	
<b>US T-NOTE GOVERNMENT TOTAL</b>						<b>2,200,000,000.00</b>	<b>2,197,351,406.80</b>	<b>2,189,928,248.50</b>	<b>2,082,562,499.00</b>
<b>UST GOVERNMENT TOTAL</b>						<b>14,943,357,000.00</b>	<b>14,874,526,167.87</b>	<b>14,784,386,021.73</b>	<b>14,759,075,504.70</b>
<b>GRAND TOTAL</b>						<b>59,073,518,852.46</b>	<b>58,867,676,236.70</b>	<b>58,638,853,742.20</b>	<b>57,406,433,635.92</b>

LOS ANGELES COUNTY TREASURER  
 TREASURER PORTFOLIO COMPARED TO MARKET VALUE  
 FOR THE PERIOD: JUNE 1, 2025 TO JUNE 30, 2025  
 FUND: SPECIFIC PURPOSE INVESTMENTS  
 ATTACHMENT X

Security ID	CUSIP	Description	Final Maturity	Face Rate	PAR	Amortized Cost	Historical Cost	Market Value
<b>AVCCD-ANTELOPE VALLEY CCD</b>								
821801195	3130AJTQ2	FEDERAL HOME LOAN BANKS	07/27/2040	2.030	25,230,000.00	25,230,000.00	25,230,000.00	17,552,917.96
<b>FHLB TOTAL</b>					<b>25,230,000.00</b>	<b>25,230,000.00</b>	<b>25,230,000.00</b>	<b>17,552,917.96</b>
<b>AVCCD TOTAL</b>					<b>25,230,000.00</b>	<b>25,230,000.00</b>	<b>25,230,000.00</b>	<b>17,552,917.96</b>
<b>EL SEGUNDO UNIFIED SCHOOL DIST.</b>								
821801197	3133EH4Z3	FEDERAL FARM CREDIT BANKS FUNDING CORP	12/27/2039	3.250	9,000,000.00	9,000,000.00	9,000,000.00	7,464,997.35
821801199	3133EH5A7	FEDERAL FARM CREDIT BANKS FUNDING CORP	12/26/2041	3.270	7,000,000.00	7,000,000.00	7,000,000.00	5,565,714.14
<b>FFCB TOTAL</b>					<b>16,000,000.00</b>	<b>16,000,000.00</b>	<b>16,000,000.00</b>	<b>13,030,711.49</b>
<b>ESUSD TOTAL</b>					<b>16,000,000.00</b>	<b>16,000,000.00</b>	<b>16,000,000.00</b>	<b>13,030,711.49</b>
<b>GF - GENERAL FUND</b>								
821801187	35272RPVLAC	RPV TAX ALLOCATION BOND 1997	12/02/2027	5.000	1,610,000.00	1,610,000.00	1,610,000.00	1,610,000.00
<b>LONG TERM BDS TOTAL</b>					<b>1,610,000.00</b>	<b>1,610,000.00</b>	<b>1,610,000.00</b>	<b>1,610,000.00</b>
<b>GF TOTAL</b>					<b>1,610,000.00</b>	<b>1,610,000.00</b>	<b>1,610,000.00</b>	<b>1,610,000.00</b>
<b>PHHPA-PH HABITAT PRESERVATION AU</b>								
821801198	3133EMW65	FEDERAL FARM CREDIT BANKS FUNDING CORP	07/29/2041	2.500	22,675,000.00	22,675,000.00	22,675,000.00	16,131,070.73
<b>FFCB TOTAL</b>					<b>22,675,000.00</b>	<b>22,675,000.00</b>	<b>22,675,000.00</b>	<b>16,131,070.73</b>
821801196	3134GWS09	FEDERAL HOME LOAN MORTGAGE CORP	08/27/2043	2.000	9,500,000.00	9,500,000.00	9,500,000.00	5,837,055.36
<b>FHLMC TOTAL</b>					<b>9,500,000.00</b>	<b>9,500,000.00</b>	<b>9,500,000.00</b>	<b>5,837,055.36</b>
<b>PHHPA TOTAL</b>					<b>32,175,000.00</b>	<b>32,175,000.00</b>	<b>32,175,000.00</b>	<b>21,968,126.09</b>
<b>SCP61 - SCAQMD - GENERAL FUND</b>								
1512371547	912797PY7	UNITED STATES TREASURY	09/25/2025	4.070	30,000,000.00	29,708,316.67	29,382,716.67	29,699,716.80
1458647446	912797LW5	UNITED STATES TREASURY	07/10/2025	4.120	30,000,000.00	29,969,100.00	29,392,300.00	29,968,562.40
<b>UST BILL TOTAL</b>					<b>60,000,000.00</b>	<b>59,677,416.67</b>	<b>58,775,016.67</b>	<b>59,668,279.20</b>
<b>SCP61 - SCAQMD GENERAL FUND TOTAL</b>					<b>60,000,000.00</b>	<b>59,677,416.67</b>	<b>58,775,016.67</b>	<b>59,668,279.20</b>
<b>SCP66 - SCAQMD CMP AB SPE REV FD</b>								
1512371544	912797PY7	UNITED STATES TREASURY	09/25/2025	4.070	20,000,000.00	19,805,544.45	19,588,477.78	19,799,811.20
<b>UST BILL TOTAL</b>					<b>20,000,000.00</b>	<b>19,805,544.45</b>	<b>19,588,477.78</b>	<b>19,799,811.20</b>
<b>SCP66 - SCAQMD CMP AB SPE REV FD TOTAL</b>					<b>20,000,000.00</b>	<b>19,805,544.45</b>	<b>19,588,477.78</b>	<b>19,799,811.20</b>
<b>SCP6G - SCAQMD - INVESTMENT</b>								
1512371546	912797PY7	UNITED STATES TREASURY	09/25/2025	4.070	10,000,000.00	9,902,772.22	9,794,238.89	9,899,905.60
<b>UST BILL TOTAL</b>					<b>10,000,000.00</b>	<b>9,902,772.22</b>	<b>9,794,238.89</b>	<b>9,899,905.60</b>
<b>SCP6G - SCAQMD INVESTMENT TOTAL</b>					<b>10,000,000.00</b>	<b>9,902,772.22</b>	<b>9,794,238.89</b>	<b>9,899,905.60</b>
<b>SCP6H - SCAQMD - FD 07 DEBT SERVICE FUND</b>								
1512371540	912797PY7	UNITED STATES TREASURY	09/25/2025	4.070	5,000,000.00	4,951,386.11	4,897,119.44	4,949,952.80
<b>UST BILL TOTAL</b>					<b>5,000,000.00</b>	<b>4,951,386.11</b>	<b>4,897,119.44</b>	<b>4,949,952.80</b>
<b>SCP6H - SCAQMD - FD 07 DEBT SERVICE FUND</b>					<b>5,000,000.00</b>	<b>4,951,386.11</b>	<b>4,897,119.44</b>	<b>4,949,952.80</b>
<b>SCP9A - SCAQMD - FD66 SPE REV FD</b>								
1512371543	912797PY7	UNITED STATES TREASURY	09/25/2025	4.070	20,000,000.00	19,805,544.45	19,588,477.78	19,799,811.20
<b>UST BILL TOTAL</b>					<b>20,000,000.00</b>	<b>19,805,544.45</b>	<b>19,588,477.78</b>	<b>19,799,811.20</b>
<b>SCP9A - SCAQMD - FD66 SPE REV FD TOTAL</b>					<b>20,000,000.00</b>	<b>19,805,544.45</b>	<b>19,588,477.78</b>	<b>19,799,811.20</b>
<b>SCU5F - SCAQMD CLEAN FUELS PROG TOTAL</b>					<b>0.00</b>	<b>0.00</b>	<b>0.00</b>	<b>0.00</b>
<b>SCAQMD - SOUTH COAST AIR QUALITY MG</b>								
1460490010	SOFCLAIFMMF	S OF C LAIF	12/31/2025		459,509.76	459,509.76	459,509.76	459,509.76
1528789839	SOFCLAIFMMF	S OF C LAIF	12/31/2025		438,398.55	438,398.55	438,398.55	438,398.55
1315865883	SOFCLAIFMMF	S OF C LAIF	12/31/2025		441,861.28	441,861.28	441,861.28	441,861.28
1019883116	SOFCLAIFMMF	S OF C LAIF	12/31/2025		252,547.20	252,547.20	252,547.20	252,547.20
841762248	SOFCLAIFMMF	S OF C LAIF	12/31/2025		29,197.19	29,197.19	29,197.19	29,197.19
1179317493	SOFCLAIFMMF	S OF C LAIF	12/31/2025		385,394.41	385,394.41	385,394.41	385,394.41
1119045543	SOFCLAIFMMF	S OF C LAIF	12/31/2025		342,844.91	342,844.91	342,844.91	342,844.91
888240922	SOFCLAIFMMF	S OF C LAIF	12/31/2025		69,421.99	69,421.99	69,421.99	69,421.99
821801181	SOFCLAIFMMF	S OF C LAIF	12/31/2025		36,281,925.48	36,281,925.48	36,281,925.48	36,281,925.48
928828368	SOFCLAIFMMF	S OF C LAIF	12/31/2025		126,406.68	126,406.68	126,406.68	126,406.68
1249649042	SOFCLAIFMMF	S OF C LAIF	12/31/2025		414,010.37	414,010.37	414,010.37	414,010.37
1386791310	SOFCLAIFMMF	S OF C LAIF	12/31/2025		469,657.25	469,657.25	469,657.25	469,657.25
1067192516	SOFCLAIFMMF	S OF C LAIF	12/31/2025		315,309.75	315,309.75	315,309.75	315,309.75
974008792	SOFCLAIFMMF	S OF C LAIF	12/31/2025		194,729.00	194,729.00	194,729.00	194,729.00
<b>MMFUND TOTAL</b>					<b>40,221,213.82</b>	<b>40,221,213.82</b>	<b>40,221,213.82</b>	<b>40,221,213.82</b>
<b>SCAQMD TOTAL</b>					<b>40,221,213.82</b>	<b>40,221,213.82</b>	<b>40,221,213.82</b>	<b>40,221,213.82</b>
<b>SLIM - SCHOOLS LINKED INSURANCE MG</b>								
1249649045	SOFCLAIFMMF	S OF C LAIF	12/31/2025		38,349.08	38,349.08	38,349.08	38,349.08
1179317495	SOFCLAIFMMF	S OF C LAIF	12/31/2025		35,698.43	35,698.43	35,698.43	35,698.43
888240666	SOFCLAIFMMF	S OF C LAIF	12/31/2025		6,430.44	6,430.44	6,430.44	6,430.44
858250279	SOFCLAIFMMF	S OF C LAIF	12/31/2025		2,704.49	2,704.49	2,704.49	2,704.49
1119044120	SOFCLAIFMMF	S OF C LAIF	12/31/2025		31,757.14	31,757.14	31,757.14	31,757.14
821801178	SOFCLAIFMMF	S OF C LAIF	12/31/2025		3,430,204.55	3,430,204.55	3,430,204.55	3,430,204.55
974008832	SOFCLAIFMMF	S OF C LAIF	12/31/2025		18,037.42	18,037.42	18,037.42	18,037.42
1460489284	SOFCLAIFMMF	S OF C LAIF	12/31/2025		43,170.67	43,170.67	43,170.67	43,170.67
1315866188	SOFCLAIFMMF	S OF C LAIF	12/31/2025		40,928.86	40,928.86	40,928.86	40,928.86
1067192408	SOFCLAIFMMF	S OF C LAIF	12/31/2025		29,206.61	29,206.61	29,206.61	29,206.61
928828246	SOFCLAIFMMF	S OF C LAIF	12/31/2025		11,708.84	11,708.84	11,708.84	11,708.84
1386791004	SOFCLAIFMMF	S OF C LAIF	12/31/2025		43,503.56	43,503.56	43,503.56	43,503.56

LOS ANGELES COUNTY TREASURER  
 TREASURER PORTFOLIO COMPARED TO MARKET VALUE  
 FOR THE PERIOD: JUNE 1, 2025 TO JUNE 30, 2025  
 FUND: SPECIFIC PURPOSE INVESTMENTS  
 ATTACHMENT X

Security ID	CUSIP	Description	Final Maturity	Face Rate	PAR	Amortized Cost	Historical Cost	Market Value
1019882651	SOFCLAIFMMF	S OF C LAIF	12/31/2025		23,393.02	23,393.02	23,393.02	23,393.02
1528793063	SOFCLAIFMMF	S OF C LAIF	12/31/2025		41,380.71	41,380.71	41,380.71	41,380.71
<b>MMFUND TOTAL</b>					<b>3,796,473.82</b>	<b>3,796,473.82</b>	<b>3,796,473.82</b>	<b>3,796,473.82</b>
<b>SLIM TOTAL</b>					<b>3,796,473.82</b>	<b>3,796,473.82</b>	<b>3,796,473.82</b>	<b>3,796,473.82</b>
<b>WASIA - WHITTIER AREA SCHOOLS INS</b>								
1386791032	SOFCLAIFMMF	S OF C LAIF	12/31/2025		525.54	525.54	525.54	525.54
888240807	SOFCLAIFMMF	S OF C LAIF	12/31/2025		77.68	77.68	77.68	77.68
841763124	SOFCLAIFMMF	S OF C LAIF	12/31/2025		32.67	32.67	32.67	32.67
974008805	SOFCLAIFMMF	S OF C LAIF	12/31/2025		217.90	217.90	217.90	217.90
1315867195	SOFCLAIFMMF	S OF C LAIF	12/31/2025		494.44	494.44	494.44	494.44
1249649044	SOFCLAIFMMF	S OF C LAIF	12/31/2025		463.27	463.27	463.27	463.27
821801182	SOFCLAIFMMF	S OF C LAIF	12/31/2025		41,438.47	41,438.47	41,438.47	41,438.47
1067192501	SOFCLAIFMMF	S OF C LAIF	12/31/2025		352.83	352.83	352.83	352.83
928828020	SOFCLAIFMMF	S OF C LAIF	12/31/2025		141.45	141.45	141.45	141.45
1460489838	SOFCLAIFMMF	S OF C LAIF	12/31/2025		521.52	521.52	521.52	521.52
1528791699	SOFCLAIFMMF	S OF C LAIF	12/31/2025		499.90	499.90	499.90	499.90
1019883193	SOFCLAIFMMF	S OF C LAIF	12/31/2025		282.60	282.60	282.60	282.60
1119058422	SOFCLAIFMMF	S OF C LAIF	12/31/2025		383.64	383.64	383.64	383.64
1179317491	SOFCLAIFMMF	S OF C LAIF	12/31/2025		431.25	431.25	431.25	431.25
<b>MMFUND TOTAL</b>					<b>45,863.16</b>	<b>45,863.16</b>	<b>45,863.16</b>	<b>45,863.16</b>
<b>WASIA TOTAL</b>					<b>45,863.16</b>	<b>45,863.16</b>	<b>45,863.16</b>	<b>45,863.16</b>
<b>GRAND TOTAL</b>					<b>234,078,550.80</b>	<b>233,221,214.70</b>	<b>231,721,881.36</b>	<b>212,343,066.34</b>

LOS ANGELES COUNTY TREASURER  
TRUSTEE & MANAGED FUNDS  
AS OF JUNE 30, 2025  
TRUSTEE: DEUTSCHE BANK  
ATTACHMENT XI

ISSUE DATE	FUND TITLE	FUND BALANCE
08/31/11	HIGH DESERT COMPLEX SOLAR PROJECTS 2011 QECB	<u>2,930,306.24</u>
	<b>DEUTSCHE BANK - TRUSTEE TOTAL</b>	<b><u><u>\$2,930,306.24</u></u></b>

LOS ANGELES COUNTY TREASURER  
TRUSTEE & MANAGED FUNDS  
AS OF JUNE 30, 2025  
TRUSTEE: BANK OF NEW YORK MELLON TRUST COMPANY  
ATTACHMENT XI

ISSUE DATE	FUND TITLE	FUND BALANCE
02/08/06	CCTSA TOBACCO BONDS 2006	1.00
06/10/20	CCTSA TOBACCO BONDS 2020	22,410,191.43
01/30/03	FLOOD CONTROL REFUNDING SER 2003A & 2005A	41.81
12/21/11	LAC-CAL 2011, SERIES A	1,919.34
12/11/96	LACPWFA REFUNDING 1996 SERIES A & B	333,018.84
	<b>BANK OF NEW YORK MELLON TRUST COMPANY - TRUSTEE TOTAL</b>	<b><u>\$22,745,172.42</u></b>

**LOS ANGELES COUNTY TREASURER**  
**TRUSTEE & MANAGED FUNDS**  
**AS OF JUNE 30, 2025**  
**TRUSTEE: U.S. BANK**  
**ATTACHMENT XI**

ISSUE DATE	FUND TITLE	FUND BALANCE
04/05/19	COMMERCIAL PAPER 2019	3,654,408.34
11/03/20	2020 LACMA LEASE REVENUE BONDS	11,846.49
07/26/18	2018 LEASE REVENUE BONDS SERIES A & B	22,896,718.45
08/31/11	MASTER REFUNDING 2005A	10,092.11
11/23/10	MULTIPLE CAPITAL FAC PROJ I A & B (2010)	52,447,490.22
07/20/22	COMMUNITY FACILITIES DISTRICT NO. 2021-01, SERIES 2022	6,481,630.47
09/11/24	COMMUNITY FACILITIES DISTRICT NO. 2021-01, SERIES 2024	21,006,296.90
08/22/24	LACF2 INC. LEASE REVENUE BONDS 2024 SERIESA & 2024 SERIESB (VERMONT CORRIDOR SITE 2)	191,360,385.35
	<b>U.S. BANK - TRUSTEE TOTAL</b>	<b><u><u>\$297,868,868.33</u></u></b>

**LOS ANGELES COUNTY TREASURER**  
**TRUSTEE & MANAGED FUNDS**  
**AS OF JUNE 30, 2025**  
**TRUSTEE: ZIONS BANK**  
**ATTACHMENT XI**

ISSUE DATE	FUND TITLE	FUND BALANCE
02/04/15	MULTIPLE CAPITAL PROJECTS (2015 SERIES A)	9,360.38
09/02/15	MULTIPLE CAPITAL PROJECTS (2015 SERIES B & C)	14,257,801.98
03/17/16	LEASE REVENUE BONDS (2016 SERIES D)	1,273,669.67
10/28/21	LEASE REVENUE BONDS (2021 SERIES F)	8,629,673.42
04/13/22	LEASE REVENUE REFUNDING BONDS 2022 (VERMONT MANCHESTER)	4,673,849.35
09/05/24	LEASE REVENUE BONDS (2024 SERIES H)	238,635,053.88
<b>ZIONS BANK - TRUSTEE TOTAL</b>		<b><u><u>\$267,479,408.68</u></u></b>

LOS ANGELES COUNTY TREASURER  
TRUSTEE & MANAGED FUNDS  
AS OF JUNE 30, 2025  
TRUSTEE: LOS ANGELES COUNTY  
ATTACHMENT XI

ISSUE DATE	FUND TITLE	FUND BALANCE
	SPECIAL SAFEKEEPING (KNOX-KEENE)	<u>308,909.53</u>
	<b>TREASURER TOTAL</b>	<b><u><u>\$308,909.53</u></u></b>

LOS ANGELES COUNTY TREASURER  
 FLOATING RATE SECURITIES - PSI NON-TRADING  
 AS OF JUNE 30, 2025  
 ATTACHMENT XII

INV ID	Instrument Description	Face Rate	Maturity Date	Par	Cost	Reset Provisions
<u>CORPORATE AND AGENCY ISSUED</u>						
<b>LACCAL BANS</b>						
1485044396	LAC-CAL BAN	4.875%	06/30/27	5,000,000.00	5,000,000.00	6-month U.S. Treasury Bill + 50% at the time of draw. Interest adjusted on Jan 2 and July 1. Interest accrued to that point will be payable on that date. Reset to Bank of America prime rate on the 3rd reset date.
1215324857	LAC-CAL BAN	4.779%	06/30/26	10,000,000.00	10,000,000.00	
1441083733	LAC-CAL BAN	4.779%	06/30/27	5,000,000.00	5,000,000.00	
1318200749	LAC-CAL BAN	4.779%	06/30/27	5,000,000.00	5,000,000.00	
1535477005	LAC-CAL BAN	4.703%	06/30/27	5,000,000.00	5,000,000.00	
<b>LACCAL BANS TOTAL</b>				<u>30,000,000.00</u>	<u>30,000,000.00</u>	
<b>LOS ANGELES COUNTY ISSUED TOTAL</b>				<u><b>30,000,000.00</b></u>	<u><b>30,000,000.00</b></u>	
<b>NTRD - PSI NON-TRADING Total</b>				<u><u>30,000,000.00</u></u>	<u><u>30,000,000.00</u></u>	
<b>BANS as a Percentage of Total Floating Rate Notes</b>					<b>100.00%</b>	

**LOS ANGELES COUNTY TREASURER**  
**BOND ANTICIPATION NOTES / LACCAL**  
**AS OF JUNE 30, 2025**  
**ATTACHMENT XIII**

<b>INV ID</b>	<b>DESCRIPTION</b>	<b>DRAW DATE</b>	<b>AMOUNT</b>	<b>Face Rate</b>
1485044396	LAC-CAL BANS	02/19/25	5,000,000.00	4.875%
1215324857	LAC-CAL BANS	02/29/24	10,000,000.00	4.779%
1441083733	LAC-CAL BANS	12/18/24	5,000,000.00	4.779%
1318200749	LAC-CAL BANS	07/16/24	5,000,000.00	4.779%
1535477005	LAC-CAL BANS	04/23/25	5,000,000.00	4.703%
			<b>30,000,000.00</b>	

**LOS ANGELES COUNTY TREASURER**  
**INVENTORY REPORT - TOTALS SECTION**  
**SECURITY TYPE GROUPING - COST & WTG AVG DAYS TO MATURITY**  
**AS OF JUNE 30, 2025**  
**ATTACHMENT XIV**

SECURITY TYPE	NON-TRADING		TRADING	
	COST	WTD AVG DTM	COST	WTD AVG DTM
AGENCIES	24,809,733,796.70	1,200.00 DAYS	0.00	0.00 DAYS
COLLATERALIZED CDS	0.00	0.00 DAYS	0.00	0.00 DAYS
NEGOTIABLE CDS	2,050,000,000.00	60.00 DAYS	0.00	0.00 DAYS
EURO CDS	0.00	0.00 DAYS	0.00	0.00 DAYS
CORP & DEPOSIT NOTES	0.00	0.00 DAYS	0.00	0.00 DAYS
BANKERS ACCEPTANCE	0.00	0.00 DAYS	0.00	0.00 DAYS
COMMERCIAL PAPER	17,103,133,864.01	50.00 DAYS	0.00	0.00 DAYS
MUNICIPALS	30,282,408.02	668.00 DAYS	0.00	0.00 DAYS
GOVERNMENTS	14,874,526,167.97	138.00 DAYS	0.00	0.00 DAYS
REPURCHASE AGREEMENT		0.00 DAYS	0.00	0.00 DAYS
ASSET BACKED	0.00	0.00 DAYS	0.00	0.00 DAYS
OTHER	0.00	0.00 DAYS	0.00	0.00 DAYS
<b>TOTAL</b>	<b>\$58,867,676,236.70</b>	<b>556.00 DAYS</b>	<b>\$0.00</b>	<b>0.00 DAYS</b>

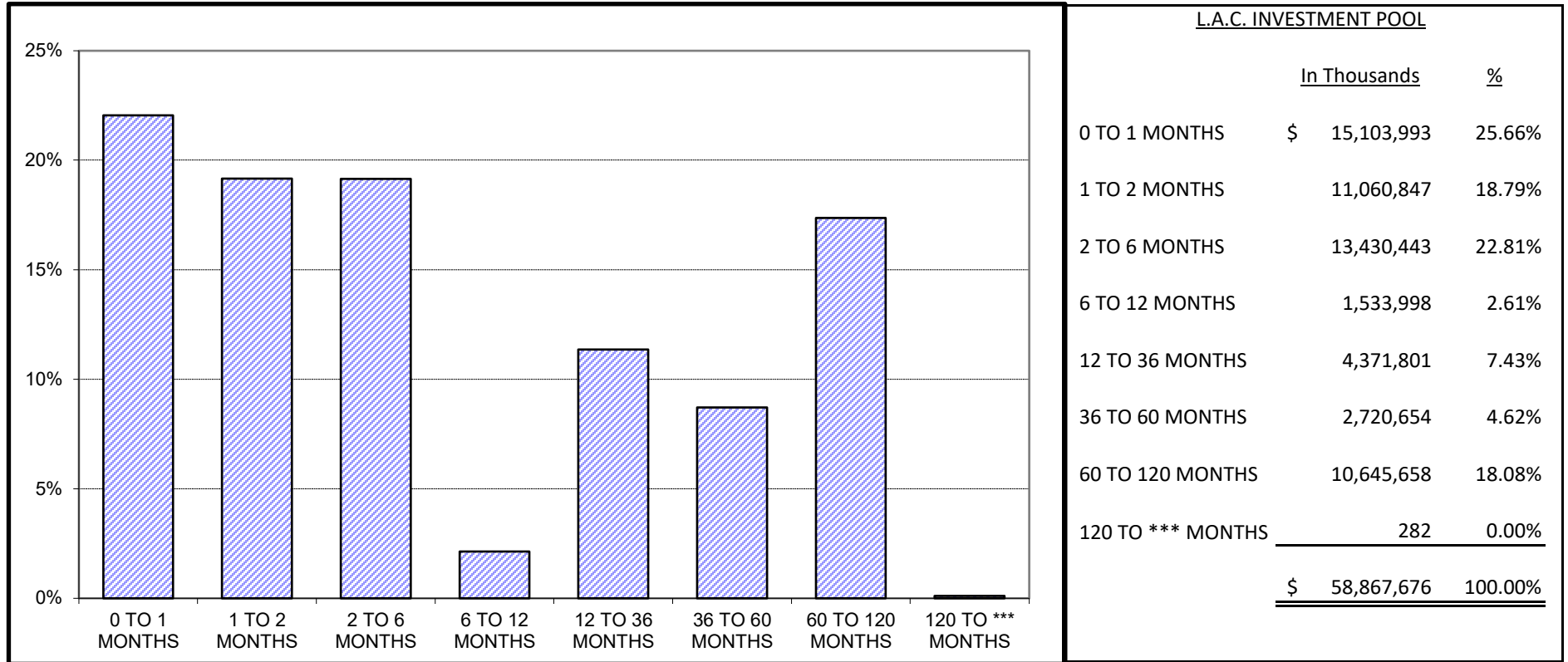
LOS ANGELES COUNTY TREASURER  
INVENTORY REPORT - TOTALS SECTION  
MATURITY RANGE GROUPING  
AS OF JUNE 30, 2025  
ATTACHMENT XV

Maturity Range	Date Range	Amortized Cost	%
<b>PSI - NTRD/TRD</b>			
0 to 1 Months	07/01/25 - 07/31/25	\$ 15,103,992,732.71	25.66%
1 to 2 Months	08/01/25 - 08/31/25	\$ 11,060,846,889.51	18.79%
2 to 3 Months	09/01/25 - 09/30/25	\$ 9,834,884,755.81	16.71%
3 to 4 Months	10/01/25 - 10/31/25	\$ 3,017,666,755.49	5.13%
4 to 5 Months	11/01/25 - 11/30/25	\$ 431,739,000.00	0.73%
5 to 6 Months	12/01/25 - 12/31/25	\$ 146,152,587.60	0.25%
6 to 12 Months	01/01/26 - 06/30/26	\$ 1,533,997,677.40	2.61%
12 to 24 Months	07/01/26 - 06/30/27	\$ 2,304,506,845.38	3.92%
24 to 36 Months	07/01/27 - 06/30/28	\$ 2,067,294,725.77	3.50%
36 to 48 Months	07/01/28 - 06/30/29	\$ 1,644,555,240.44	2.79%
48 to 60 Months	07/01/29 - 06/30/30	\$ 1,076,098,825.46	1.83%
60 to 120 Months	07/01/30 - 06/30/35	\$ 10,645,657,793.11	18.08%
120 to *** Months	07/01/35 -	\$ 282,408.02	0.00%
<b>Portfolio Total:</b>		<b>\$ 58,867,676,236.70</b>	<b>100.00%</b>
<b>AVCCD</b>			
120 to *** Months	07/01/35 -	\$ 25,230,000.00	100.0%
<b>Portfolio Total:</b>		<b>\$ 25,230,000.00</b>	<b>100.0%</b>
<b>ESUSD</b>			
120 to *** Months	07/01/35 -	\$ 16,000,000.00	100.0%
<b>Portfolio Total:</b>		<b>\$ 16,000,000.00</b>	<b>100.0%</b>
<b>GF</b>			
24 to 36 Months	07/01/27 - 06/30/28	\$ 1,610,000.00	100.0%
<b>Portfolio Total:</b>		<b>\$ 1,610,000.00</b>	<b>100.0%</b>
<b>PHHPA</b>			
120 to *** Months	07/01/35 -	\$ 32,175,000.00	100.0%
<b>Portfolio Total:</b>		<b>\$ 32,175,000.00</b>	<b>100.0%</b>
<b>SCP61</b>			
0 to 1 Months	07/01/25 - 07/31/25	\$ 29,969,100.00	50.2%
2 to 3 Months	09/01/25 - 09/30/25	\$ 29,708,316.67	49.8%
<b>Portfolio Total:</b>		<b>\$ 59,677,416.67</b>	<b>100.0%</b>
<b>SCP66</b>			
2 to 3 Months	09/01/25 - 09/30/25	\$ 19,805,544.45	100.0%
<b>Portfolio Total:</b>		<b>\$ 19,805,544.45</b>	<b>100.0%</b>

LOS ANGELES COUNTY TREASURER  
 INVENTORY REPORT - TOTALS SECTION  
 MATURITY RANGE GROUPING  
 AS OF JUNE 30, 2025  
 ATTACHMENT XV

<b>Maturity Range</b>	<b>Date Range</b>	<b>Amortized Cost</b>	<b>%</b>
<b>SCP6G</b>			
2 to 3 Months	09/01/25 - 09/30/25	\$ 9,902,772.22	100.0%
<b>Portfolio Total:</b>		<b>\$ 9,902,772.22</b>	<b>100.0%</b>
<b>SCP6H</b>			
2 to 3 Months	09/01/25 - 09/30/25	\$ 4,951,386.11	100.0%
<b>Portfolio Total:</b>		<b>\$ 4,951,386.11</b>	<b>100.0%</b>
<b>SCP9A</b>			
2 to 3 Months	09/01/25 - 09/30/25	\$ 19,805,544.45	100.0%
<b>Portfolio Total:</b>		<b>\$ 19,805,544.45</b>	<b>100.0%</b>
<b>SCAQMD</b>			
5 to 6 Months	12/01/25 - 12/31/25	\$ 40,221,213.82	100.0%
<b>Portfolio Total:</b>		<b>\$ 40,221,213.82</b>	<b>100.0%</b>
<b>SLIM</b>			
5 to 6 Months	12/01/25 - 12/31/25	\$ 3,796,473.82	100.0%
<b>Portfolio Total:</b>		<b>\$ 3,796,473.82</b>	<b>100.0%</b>
<b>WASIA</b>			
5 to 6 Months	12/01/25 - 12/31/25	\$ 45,863.16	100.0%
<b>Portfolio Total:</b>		<b>\$ 45,863.16</b>	<b>100.0%</b>

**LOS ANGELES COUNTY TREASURER  
COMPOSITION OF PSI PORTFOLIO BY MATURITY  
AS OF JUNE 30, 2025  
ATTACHMENT XVI**



L.A.C. INVESTMENT POOL

	<u>In Thousands</u>	<u>%</u>
0 TO 1 MONTHS	\$ 15,103,993	25.66%
1 TO 2 MONTHS	11,060,847	18.79%
2 TO 6 MONTHS	13,430,443	22.81%
6 TO 12 MONTHS	1,533,998	2.61%
12 TO 36 MONTHS	4,371,801	7.43%
36 TO 60 MONTHS	2,720,654	4.62%
60 TO 120 MONTHS	10,645,658	18.08%
120 TO *** MONTHS	282	0.00%
	<u>\$ 58,867,676</u>	<u>100.00%</u>

***Maturity Limits Are In Compliance With The Los Angeles County Treasurer's Investment Policy.***

**LOCAL AGENCY INVESTMENT FUND (LAIF)  
FOR SPECIFIC PURPOSE INVESTMENTS  
AS OF JUNE 30, 2025  
ATTACHMENT XVII**

<b>ISSUE DATE</b>	<b>FUND TITLE</b>	<b>FUND BALANCE</b>
	SOUTH COAST AIR QUALITY MGMT DISTRICT (SCAQMD)	\$40,221,213.82
	SCHOOLS LINKED FOR INSURANCE MANAGEMENT (SLIM)	3,796,473.82
	WHITTIER AREA SCHOOLS INSURANCE AUTHORITY (WASIA)	<u>45,863.16</u>
	LAIF TOTAL	<u><u>\$44,063,550.80</u></u>

**Fiona Ma, CPA**

**Treasurer**

**State of California**



**POOLED MONEY  
INVESTMENT BOARD REPORT**

**MAY 31, 2025**

STATE OF CALIFORNIA  
STATE TREASURER'S OFFICE  
POOLED MONEY INVESTMENT BOARD REPORT

MAY 2025

TABLE OF CONTENTS

SUMMARY.....	01
SELECTED INVESTMENT DATA.....	02
PORTFOLIO COMPOSITION.....	03
INVESTMENT TRANSACTIONS.....	04
TIME DEPOSITS.....	29
BANK DEMAND DEPOSITS.....	35
POOLED MONEY INVESTMENT BOARD DESIGNATION...	36



POOLED MONEY INVESTMENT ACCOUNT

## Summary of Investment Data A Comparison of May 2025 with May 2024

(Dollars In Thousands)

	May 2025	May 2024	Change
<b>Average Daily Portfolio (\$)</b>	169,344,898	166,591,716	+2,753,182
<b>Accrued Earnings (\$)</b>	614,449	611,262	+3,187
<b>Effective Yield (%)</b>	4.272	4.332	-0.06
<b>Average Life-Month End (In Days)</b>	236	233	+3
<b>Total Security Transactions</b>			
<b>Amount (\$)</b>	46,658,924	48,719,829	-2,060,905
<b>Number</b>	938	981	-43
<b>Total Time Deposit Transactions</b>			
<b>Amount (\$)</b>	1,438,500	2,688,000	-1,249,500
<b>Number</b>	41	77	-36
<b>Average Workday Investment Activity (\$)</b>	2,290,354	2,336,720	-46,366
<b>Prescribed Demand Account Balances For Services (\$)</b>	121,000	165,000	-44,000



## Selected Investment Data Analysis of the Pooled Money Investment Account Portfolio

(Dollars In Thousands)

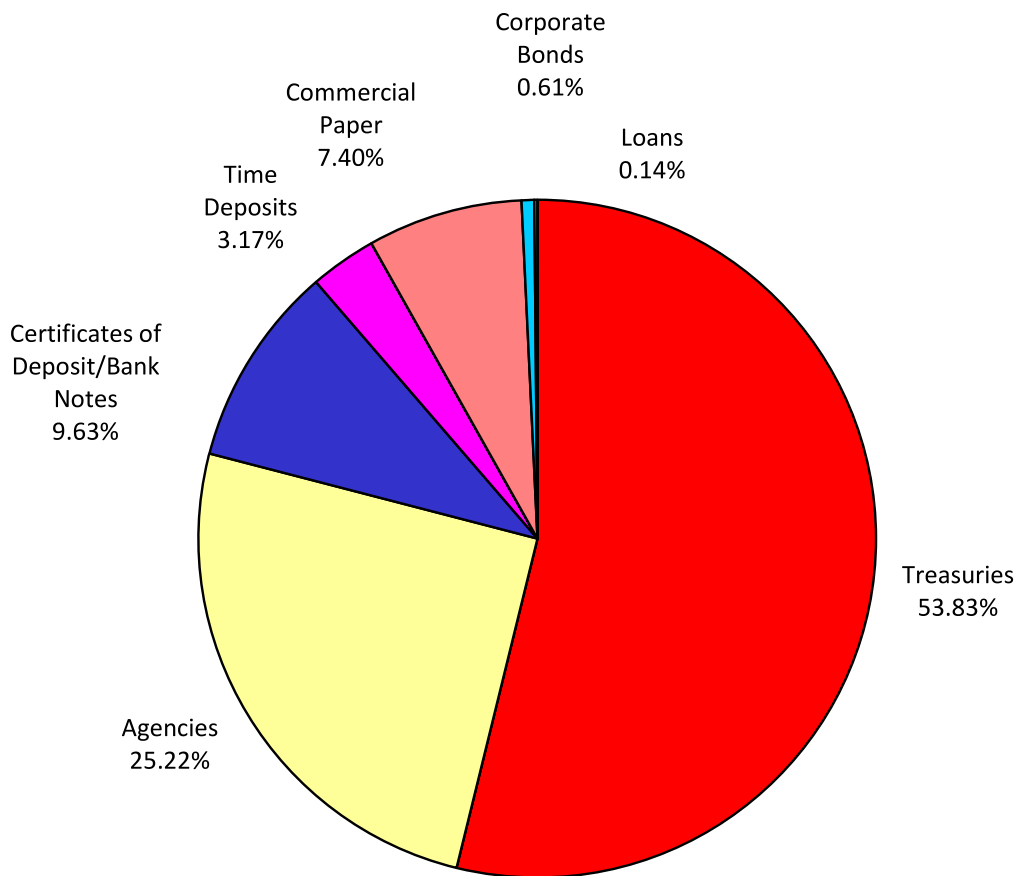
May 31, 2025

<u>TYPE OF SECURITY</u>	<u>AMOUNT (\$)</u>	<u>*PERCENT OF PORTFOLIO</u>	<u>*DIFFERENCE IN PERCENT OF PORTFOLIO FROM PRIOR MONTH</u>
<b>Government</b>			
Bills	45,564,078	27.33	-1.10
Bonds	0	0.00	0
Notes	44,169,821	26.50	-0.08
Strips	0	0.00	0
<b>Total Government</b>	<u>89,733,899</u>	<u>53.83</u>	<u>-1.18</u>
<b>Agency Debentures</b>	13,629,230	8.18	+0.32
<b>Certificates of Deposit</b>	16,050,000	9.63	+0.14
<b>Bank Notes</b>	0	0.00	0
<b>Repurchases</b>	0	0.00	0
<b>Agency Discount Notes</b>	28,404,056	17.04	+0.38
<b>Time Deposits</b>	5,281,000	3.17	+0.11
<b>GNMAs</b>	0	0.00	0
<b>Commercial Paper</b>	12,336,262	7.40	+0.20
<b>Remics</b>	1,087	0.00	0
<b>Corporate Bonds</b>	1,019,874	0.61	+0.03
<b>PMIA Loans</b>	236,264	0.14	0
<b>GF Loans</b>	0	0.00	0
<b>Other</b>	0	0.00	0
<b>Reversed Repurchases</b>	0	0.00	0
<b>Total (All Types)</b>	<u>166,691,672</u>	<u>100.00</u>	

\*Percentages may be off due to rounding.

<u>INVESTMENT ACTIVITY</u>	<u>May 2025</u>		<u>April 2025</u>	
	<u>NUMBER</u>	<u>AMOUNT (\$)</u>	<u>NUMBER</u>	<u>AMOUNT (\$)</u>
Pooled Money	938	46,658,924	1,356	67,312,024
Time Deposits	41	1,438,500	73	2,079,000
Other	7	876,725	9	1,529,238
<b>Total</b>	<u>986</u>	<u>48,974,149</u>	<u>1,438</u>	<u>70,920,262</u>
<b>PMIA Monthly Average Effective Yield (%)</b>		4.272	4.281	
<b>Year to Date Yield Last Day of Month (%)</b>		4.425	4.441	

# Pooled Money Investment Account Portfolio Composition \$166.7 billion 5/31/2025



Percentages may not total 100%, due to rounding.

**INVESTMENT TRANSACTIONS**

<u>DATE</u>	<u>a/</u> <u>TYPE</u>	<u>DESCRIPTION</u>	<u>CPN (%)</u>	<u>MATURITY</u> <u>DATE</u>	<u>b/</u> <u>TRANS</u> <u>YIELD (%)</u>	<u>d/</u> <u>PAR (\$)</u> <u>(000)</u>	<u>DAYS</u> <u>HELD</u>	<u>AMOUNT</u> <u>EARNED (\$)</u>	<u>EFFECTIVE</u> <u>YIELD (%)</u>
05/01/25	<b>REDEMPTIONS</b>								
	CP	CR AG NY		05/01/25	4.330	50,000	22	132,305.56	4.402
	CP	CR AG NY		05/01/25	4.330	50,000	22	132,305.56	4.402
	DEB	FNMA	5.125	05/01/25	5.125	50,000	892	6,263,888.89	5.140
	DEB	FNMA	5.125	05/01/25	5.125	50,000	892	6,263,888.89	5.140
	DEB	FNMA	5.125	05/01/25	5.125	50,000	892	6,263,888.89	5.140
	DEB	FHLMC	3.280	05/01/25	3.280	50,000	1,095	4,915,444.44	3.286
	DEB	FHLMC	3.280	05/01/25	3.280	50,000	1,095	4,915,444.44	3.286
	DN	FHLB		05/01/25	4.180	50,000	8	46,444.44	4.242
	DN	FHLB		05/01/25	4.180	50,000	8	46,444.44	4.242
	DN	FHLB		05/01/25	4.185	50,000	129	749,812.50	4.308
	DN	FHLB		05/01/25	4.185	50,000	129	749,812.50	4.308
	TR	BILL		05/01/25	4.100	50,000	121	689,027.78	4.215
	TR	BILL		05/01/25	4.100	50,000	121	689,027.78	4.215
	TR	BILL		05/01/25	4.125	50,000	122	698,958.33	4.242
	TR	BILL		05/01/25	4.125	50,000	122	698,958.33	4.242
	TR	BILL		05/01/25	4.125	50,000	122	698,958.33	4.242
	TR	BILL		05/01/25	4.130	50,000	122	699,805.56	4.247
	TR	BILL		05/01/25	4.130	50,000	122	699,805.56	4.247
	TR	BILL		05/01/25	4.130	50,000	122	699,805.56	4.247
	TR	BILL		05/01/25	4.150	50,000	126	726,250.00	4.270
	TR	BILL		05/01/25	4.150	50,000	126	726,250.00	4.270
	TR	BILL		05/01/25	4.140	50,000	132	759,000.00	4.262
	TR	BILL		05/01/25	4.140	50,000	132	759,000.00	4.262
	TR	BILL		05/01/25	4.140	50,000	132	759,000.00	4.262
	TR	BILL		05/01/25	4.320	50,000	150	900,000.00	4.460
	TR	BILL		05/01/25	4.320	50,000	150	900,000.00	4.460
	TR	BILL		05/01/25	4.320	50,000	150	900,000.00	4.460
	TR	BILL		05/01/25	4.325	50,000	150	901,041.67	4.466
	TR	BILL		05/01/25	4.325	50,000	150	901,041.67	4.466
	TR	BILL		05/01/25	4.325	50,000	150	901,041.67	4.466
	TR	BILL		05/01/25	4.335	50,000	156	939,250.00	4.479
	TR	BILL		05/01/25	4.335	50,000	156	939,250.00	4.479
	TR	BILL		05/01/25	4.310	50,000	161	963,763.89	4.456
	TR	BILL		05/01/25	4.310	50,000	161	963,763.89	4.456
	TR	BILL		05/01/25	4.310	50,000	161	963,763.89	4.456
	TR	BILL		05/01/25	4.271	50,000	177	1,049,954.17	4.423
	TR	BILL		05/01/25	4.271	50,000	177	1,049,954.17	4.423
	TR	BILL		05/01/25	4.315	50,000	182	1,090,736.11	4.472
	TR	BILL		05/01/25	4.315	50,000	182	1,090,736.11	4.472
	TR	BILL		05/01/25	4.315	50,000	182	1,090,736.11	4.472
	TR	BILL		05/01/25	4.315	50,000	182	1,090,736.11	4.472
	TR	BILL		05/01/25	4.315	50,000	182	1,090,736.11	4.472
	TR	BILL		05/01/25	4.315	50,000	182	1,090,736.11	4.472
	TR	BILL		05/01/25	4.315	50,000	182	1,090,736.11	4.472
	TR	BILL		05/01/25	4.315	50,000	182	1,090,736.11	4.472

### INVESTMENT TRANSACTIONS

<u>DATE</u>	<u>TYPE</u>	<u>a/</u> <u>DESCRIPTION</u>	<u>CPN (%)</u>	<u>MATURITY</u> <u>DATE</u>	<u>b/</u> <u>TRANS</u> <u>YIELD (%)</u>	<u>d/</u> <u>PAR (\$)</u> <u>(000)</u>	<u>DAYS</u> <u>HELD</u>	<u>AMOUNT</u> <u>EARNED (\$)</u>	<u>EFFECTIVE</u> <u>YIELD (%)</u>
<b>05/01/25</b>	<b>REDEMPTIONS (Continued)</b>								
	TR	BILL		05/01/25	4.318	50,000	182	1,091,494.44	4.476
	TR	BILL		05/01/25	4.318	50,000	182	1,091,494.44	4.476
	TR	BILL		05/01/25	4.318	50,000	182	1,091,494.44	4.476
	TR	BILL		05/01/25	4.320	50,000	182	1,092,000.00	4.478
	TR	BILL		05/01/25	4.320	50,000	182	1,092,000.00	4.478
	TR	BILL		05/01/25	4.320	50,000	182	1,092,000.00	4.478
	TR	BILL		05/01/25	4.320	50,000	182	1,092,000.00	4.478
	TR	BILL		05/01/25	4.320	50,000	182	1,092,000.00	4.478
	TR	BILL		05/01/25	4.320	50,000	182	1,092,000.00	4.478
	TR	BILL		05/01/25	4.320	50,000	182	1,092,000.00	4.478
	YCD	BNP	4.420	05/01/25	4.420	50,000	211	1,295,305.56	4.481
	YCD	BNP	4.420	05/01/25	4.420	50,000	211	1,295,305.56	4.481
<b>05/01/25</b>	<b>PURCHASES</b>								
	CP	SOC GEN NY		09/10/25	4.320	50,000			
	CP	SOC GEN NY		09/10/25	4.320	50,000			
	CP	BNP NY		09/26/25	4.250	50,000			
	CP	BNP NY		09/26/25	4.250	50,000			
	CP	CR AG NY		10/01/25	4.260	50,000			
	CP	CR AG NY		10/01/25	4.260	50,000			
	CP	CR AG NY		10/01/25	4.260	50,000			
	CP	FAIRWAY		10/27/25	4.300	50,000			
	DN	FNMA		09/26/25	4.000	50,000			
	DN	FNMA		09/26/25	4.000	50,000			
	DN	FHLB		11/10/25	3.905	50,000			
	DN	FHLB		11/10/25	3.905	50,000			
	DN	FHLB		11/14/25	3.905	50,000			
	DN	FHLB		11/14/25	3.905	50,000			
	DN	IFC		11/14/25	3.930	50,000			
	DN	IFC		11/14/25	3.930	50,000			
	YCD	RABOBANK	4.270	11/03/25	4.270	50,000			
	YCD	RABOBANK	4.270	11/03/25	4.270	50,000			
	YCD	RB CANADA	4.280	11/14/25	4.280	50,000			
	YCD	RB CANADA	4.280	11/14/25	4.280	50,000			
<b>05/02/25</b>	<b>REDEMPTIONS</b>								
	CP	GTA		05/02/25	4.370	50,000	108	655,500.00	4.490
	CP	VERSAILLES		05/02/25	4.400	50,000	108	660,000.00	4.521
	CP	VERSAILLES		05/02/25	4.400	50,000	108	660,000.00	4.521
	CP	NATIXIS NY		05/02/25	4.460	50,000	137	848,638.89	4.600
	CP	NATIXIS NY		05/02/25	4.460	50,000	137	848,638.89	4.600
	CP	SOC GEN NY		05/02/25	4.530	50,000	151	950,041.67	4.682
	CP	SOC GEN NY		05/02/25	4.530	50,000	151	950,041.67	4.682

### INVESTMENT TRANSACTIONS

<u>DATE</u>	<u>TYPE</u>	<u>a/</u> <u>DESCRIPTION</u>	<u>CPN (%)</u>	<u>MATURITY</u> <u>DATE</u>	<u>b/</u> <u>TRANS</u> <u>YIELD (%)</u>	<u>d/</u> <u>PAR (\$)</u> <u>(000)</u>	<u>DAYS</u> <u>HELD</u>	<u>AMOUNT</u> <u>EARNED (\$)</u>	<u>EFFECTIVE</u> <u>YIELD (%)</u>
<b>05/02/25</b>	<b>REDEMPTIONS (Continued)</b>								
	CP	BNP NY		05/02/25	4.550	50,000	161	1,017,430.56	4.709
	CP	BNP NY		05/02/25	4.550	50,000	161	1,017,430.56	4.709
	CP	TOYOTA		05/02/25	4.490	50,000	178	1,110,027.78	4.656
	CP	TOYOTA		05/02/25	4.490	50,000	178	1,110,027.78	4.656
	DN	FNMA		05/02/25	4.210	50,000	17	99,402.78	4.277
	DN	FNMA		05/02/25	4.210	50,000	17	99,402.78	4.277
	DN	FHLMC		05/02/25	4.185	50,000	36	209,250.00	4.261
	DN	FHLMC		05/02/25	4.185	50,000	36	209,250.00	4.261
	DN	IBRD		05/02/25	4.230	50,000	135	793,125.00	4.358
	DN	IBRD		05/02/25	4.230	50,000	135	793,125.00	4.358
	DN	FFCB		05/02/25	4.270	50,000	157	931,097.22	4.411
	DN	FFCB		05/02/25	4.270	50,000	157	931,097.22	4.411
	DN	FFCB		05/02/25	4.270	50,000	157	931,097.22	4.411
	DN	FHLB		05/02/25	4.330	50,000	161	968,236.11	4.477
	DN	FHLB		05/02/25	4.330	50,000	161	968,236.11	4.477
	DN	FHLB		05/02/25	4.285	50,000	184	1,095,055.56	4.442
	DN	FHLB		05/02/25	4.285	50,000	184	1,095,055.56	4.442
	DN	FHLB		05/02/25	4.260	50,000	189	1,118,250.00	4.418
	DN	FHLB		05/02/25	4.260	50,000	189	1,118,250.00	4.418
	DN	FHLB		05/02/25	4.260	50,000	197	1,165,583.33	4.422
	DN	FHLB		05/02/25	4.260	50,000	197	1,165,583.33	4.422
	YCD	NORINCHUK	4.410	05/02/25	4.410	50,000	60	367,500.00	4.471
	YCD	NORINCHUK	4.410	05/02/25	4.410	50,000	60	367,500.00	4.471
	YCD	SWEDBANK	4.390	05/02/25	4.390	50,000	136	829,222.22	4.451
	YCD	SWEDBANK	4.390	05/02/25	4.390	50,000	136	829,222.22	4.451
	YCD	TORONTO	4.630	05/02/25	4.630	50,000	151	971,013.89	4.694
	YCD	TORONTO	4.630	05/02/25	4.630	50,000	151	971,013.89	4.694
	YCD	MONTREAL	4.550	05/02/25	4.550	50,000	170	1,074,305.56	4.613
	YCD	MONTREAL	4.550	05/02/25	4.550	50,000	170	1,074,305.56	4.613
	YCD	SE BANKEN	4.500	05/02/25	4.500	50,000	184	1,150,000.00	4.563
	YCD	RB CANADA	4.560	05/02/25	4.560	50,000	193	1,222,333.33	4.623
	YCD	RB CANADA	4.560	05/02/25	4.560	50,000	193	1,222,333.33	4.623
<b>05/02/25</b>	<b>PURCHASES</b>								
	CP	RABO NY		05/07/25	4.320	50,000			
	CP	RABO NY		05/07/25	4.320	50,000			
	CP	RABO NY		05/07/25	4.320	50,000			
	CP	PACLIFE STF		08/01/25	4.370	50,000			
	YCD	NB CANADA	4.130	01/02/26	4.130	50,000			
	YCD	NB CANADA	4.130	01/02/26	4.130	50,000			

**INVESTMENT TRANSACTIONS**

<u>DATE</u>	<u>TYPE</u>	<u>a/</u> <u>DESCRIPTION</u>	<u>CPN (%)</u>	<u>MATURITY</u> <u>DATE</u>	<u>b/</u> <u>TRANS</u> <u>YIELD (%)</u>	<u>d/</u> <u>PAR (\$)</u> <u>(000)</u>	<u>DAYS</u> <u>HELD</u>	<u>AMOUNT</u> <u>EARNED (\$)</u>	<u>EFFECTIVE</u> <u>YIELD (%)</u>
<b>05/05/25</b>	<b>REDEMPTIONS</b>								
	CP	UNITEDHEALTH		05/05/25	4.420	50,000	19	116,638.89	4.492
	CP	MUFG BK		05/05/25	4.330	50,000	56	336,777.78	4.420
	CP	MUFG BK		05/05/25	4.330	50,000	56	336,777.78	4.420
	CP	ATLANTIC		05/05/25	4.400	50,000	118	721,111.11	4.526
	DN	FHLB		05/05/25	4.160	50,000	126	728,000.00	4.218
	DN	FHLB		05/05/25	4.160	50,000	126	728,000.00	4.218
	DN	FHLB		05/05/25	4.185	50,000	137	796,312.50	4.312
	DN	FHLB		05/05/25	4.185	50,000	137	796,312.50	4.312
	DN	IBRD		05/05/25	4.280	50,000	140	832,222.22	4.413
	DN	IBRD		05/05/25	4.280	50,000	140	832,222.22	4.413
	DN	FHLB		05/05/25	4.315	50,000	164	982,861.11	4.463
	DN	FHLB		05/05/25	4.315	50,000	164	982,861.11	4.463
	DN	FHLB		05/05/25	4.250	50,000	189	1,115,625.00	4.407
	DN	FHLB		05/05/25	4.250	50,000	189	1,115,625.00	4.407
	YCD	DNB	4.310	05/05/25	4.310	50,000	7	41,902.78	4.370
	YCD	DNB	4.310	05/05/25	4.310	50,000	7	41,902.78	4.370
	YCD	DNB	4.300	05/05/25	4.300	50,000	31	185,138.89	4.360
	YCD	DNB	4.300	05/05/25	4.300	50,000	31	185,138.89	4.360
	YCD	KBC	4.370	05/05/25	4.370	50,000	62	376,305.56	4.431
	YCD	KBC	4.370	05/05/25	4.370	50,000	62	376,305.56	4.431
	YCD	CR AG CIB	4.490	05/05/25	4.490	50,000	140	873,055.56	4.552
	YCD	CR AG CIB	4.490	05/05/25	4.490	50,000	140	873,055.56	4.552
<b>05/05/25</b>	<b>PURCHASES</b>								
	CP	MUFG BK		06/02/25	4.330	50,000			
	CP	MUFG BK		06/02/25	4.330	50,000			
	CP	MUFG BK		06/02/25	4.330	50,000			
	DN	FFCB		11/10/25	4.000	50,000			
	DN	FFCB		11/10/25	4.000	50,000			
	DN	FHLB		11/14/25	4.045	50,000			
	DN	FHLB		11/14/25	4.045	50,000			
<b>05/06/25</b>	<b>REDEMPTIONS</b>								
	CP	APPLE		05/06/25	4.290	50,000	40	238,333.33	4.370
	CP	APPLE		05/06/25	4.290	50,000	40	238,333.33	4.370
	DN	FNMA		05/06/25	4.210	50,000	21	122,791.67	4.279
	DN	FNMA		05/06/25	4.210	50,000	21	122,791.67	4.279
	DN	FNMA		05/06/25	4.170	50,000	27	156,375.00	4.241
	DN	FNMA		05/06/25	4.170	50,000	27	156,375.00	4.241
	TR	BILL		05/06/25	4.197	50,000	32	186,533.33	4.271
	TR	BILL		05/06/25	4.197	50,000	32	186,533.33	4.271
	TR	BILL		05/06/25	4.197	50,000	32	186,533.33	4.271
	TR	BILL		05/06/25	4.200	50,000	32	186,666.67	4.274
	TR	BILL		05/06/25	4.200	50,000	32	186,666.67	4.274
	TR	BILL		05/06/25	4.200	50,000	32	186,666.67	4.274

**INVESTMENT TRANSACTIONS**

<u>DATE</u>	<u>TYPE</u>	<u>a/</u> <u>DESCRIPTION</u>	<u>CPN (%)</u>	<u>MATURITY</u> <u>DATE</u>	<u>b/</u> <u>TRANS</u> <u>YIELD (%)</u>	<u>d/</u> <u>PAR (\$)</u> <u>(000)</u>	<u>DAYS</u> <u>HELD</u>	<u>AMOUNT</u> <u>EARNED (\$)</u>	<u>EFFECTIVE</u> <u>YIELD (%)</u>
<b>05/06/25</b>	<b>PURCHASES</b>								
	CD CL	JPM CHASE	4.150	05/06/26	4.150	50,000			
	CD CL	JPM CHASE	4.150	05/06/26	4.150	50,000			
	CP	CR AG NY		06/09/25	4.310	50,000			
	CP	CR AG NY		06/09/25	4.310	50,000			
	CP	SOC GEN NY		11/10/25	4.310	50,000			
	CP	SOC GEN NY		11/10/25	4.310	50,000			
	TR	BILL		07/10/25	4.200	50,000			
	TR	BILL		07/10/25	4.200	50,000			
	TR	BILL		07/10/25	4.200	50,000			
	TR	BILL		07/10/25	4.200	50,000			
	TR	BILL		07/10/25	4.200	50,000			
	TR	BILL		07/10/25	4.205	50,000			
	TR	BILL		07/10/25	4.205	50,000			
	TR	BILL		07/10/25	4.205	50,000			
	TR	BILL		09/02/25	4.200	50,000			
	TR	BILL		09/02/25	4.200	50,000			
	TR	BILL		09/02/25	4.200	50,000			
	TR	BILL		09/02/25	4.200	50,000			
	TR	BILL		09/02/25	4.215	50,000			
	TR	BILL		09/02/25	4.215	50,000			
	TR	BILL		09/02/25	4.215	50,000			
	TR	BILL		09/02/25	4.215	50,000			
	YCD	BNP	4.390	11/14/25	4.390	50,000			
	YCD	BNP	4.390	11/14/25	4.390	50,000			
<b>05/07/25</b>	<b>REDEMPTIONS</b>								
	CP	RABO NY		05/07/25	4.320	50,000	5	30,000.00	4.383
	CP	RABO NY		05/07/25	4.320	50,000	5	30,000.00	4.383
	CP	RABO NY		05/07/25	4.320	50,000	5	30,000.00	4.383
	CP	MUFG BK		05/07/25	4.320	50,000	7	42,000.00	4.384
	CP	MUFG BK		05/07/25	4.320	50,000	7	42,000.00	4.384
	CP	MUFG BK		05/07/25	4.320	50,000	7	42,000.00	4.384
	CP	MUFG BK		05/07/25	4.320	50,000	7	42,000.00	4.384
<b>05/07/25</b>	<b>PURCHASES</b>								
	DEB CL	FHLMC	4.920	05/07/30	4.920	50,000			
	DEB CL	FHLMC	4.920	05/07/30	4.920	50,000			
	DN	FHLB		07/15/25	4.210	50,000			
	DN	FHLB		07/15/25	4.210	50,000			
	DN	FHLB		07/15/25	4.210	50,000			
	TR	BILL		07/10/25	4.190	50,000			
	TR	BILL		07/10/25	4.190	50,000			
	TR	BILL		07/10/25	4.190	50,000			
	TR	BILL		07/10/25	4.190	50,000			

**INVESTMENT TRANSACTIONS**

<u>DATE</u>	<u>TYPE</u>	<u>a/</u> <u>DESCRIPTION</u>	<u>CPN (%)</u>	<u>MATURITY</u> <u>DATE</u>	<u>b/</u> <u>TRANS</u> <u>YIELD (%)</u>	<u>d/</u> <u>PAR (\$)</u> <u>(000)</u>	<u>DAYS</u> <u>HELD</u>	<u>AMOUNT</u> <u>EARNED (\$)</u>	<u>EFFECTIVE</u> <u>YIELD (%)</u>
<b>05/08/25</b>	<b>REDEMPTIONS</b>								
	CP	ATLANTIC		05/08/25	4.360	50,000	90	545,000.00	4.469
	DN	FHLMC		05/08/25	4.210	50,000	10	58,472.22	4.273
	DN	FHLMC		05/08/25	4.210	50,000	10	58,472.22	4.273
	DN	FHLMC		05/08/25	4.210	50,000	10	58,472.22	4.273
	DN	FHLMC		05/08/25	4.210	50,000	10	58,472.22	4.273
	TR	BILL		05/08/25	4.238	50,000	36	211,875.00	4.315
	TR	BILL		05/08/25	4.238	50,000	36	211,875.00	4.315
	TR	BILL		05/08/25	4.238	50,000	36	211,875.00	4.315
	TR	BILL		05/08/25	4.240	50,000	36	212,000.00	4.317
	TR	BILL		05/08/25	4.240	50,000	36	212,000.00	4.317
	TR	BILL		05/08/25	4.240	50,000	36	212,000.00	4.317
	TR	BILL		05/08/25	4.116	50,000	129	737,450.00	4.236
	TR	BILL		05/08/25	4.116	50,000	129	737,450.00	4.236
	TR	BILL		05/08/25	4.116	50,000	129	737,450.00	4.236
	TR	BILL		05/08/25	4.116	50,000	129	737,450.00	4.236
	TR	BILL		05/08/25	4.150	50,000	133	766,597.22	4.273
	TR	BILL		05/08/25	4.150	50,000	133	766,597.22	4.273
	TR	BILL		05/08/25	4.150	50,000	133	766,597.22	4.273
	TR	BILL		05/08/25	4.155	50,000	133	767,520.83	4.278
	TR	BILL		05/08/25	4.155	50,000	133	767,520.83	4.278
	TR	BILL		05/08/25	4.155	50,000	133	767,520.83	4.278
	TR	BILL		05/08/25	4.144	50,000	136	782,755.56	4.268
	TR	BILL		05/08/25	4.144	50,000	136	782,755.56	4.268
	TR	BILL		05/08/25	4.144	50,000	136	782,755.56	4.268
	TR	BILL		05/08/25	4.150	50,000	136	783,888.89	4.275
	TR	BILL		05/08/25	4.150	50,000	136	783,888.89	4.275
	TR	BILL		05/08/25	4.150	50,000	136	783,888.89	4.275
	TR	BILL		05/08/25	4.309	50,000	157	939,601.39	4.453
	TR	BILL		05/08/25	4.309	50,000	157	939,601.39	4.453
	TR	BILL		05/08/25	4.309	50,000	157	939,601.39	4.453
	TR	BILL		05/08/25	4.310	50,000	157	939,819.44	4.454
	TR	BILL		05/08/25	4.310	50,000	157	939,819.44	4.454
	TR	BILL		05/08/25	4.310	50,000	157	939,819.44	4.454
	YCD	NORINCHUK	4.380	05/08/25	4.380	50,000	36	219,000.00	4.441
	YCD	NORINCHUK	4.380	05/08/25	4.380	50,000	36	219,000.00	4.441
<b>05/08/25</b>	<b>PURCHASES</b>								
	DN	FFCB		09/26/25	4.110	50,000			
	DN	FFCB		09/26/25	4.110	50,000			
	TR	BILL		09/02/25	4.193	50,000			
	TR	BILL		09/02/25	4.193	50,000			
	TR	BILL		09/02/25	4.196	50,000			
	TR	BILL		09/02/25	4.196	50,000			
	TR	BILL		09/02/25	4.196	50,000			

**INVESTMENT TRANSACTIONS**

<u>DATE</u>	<u>TYPE</u>	<u>a/</u> <u>DESCRIPTION</u>	<u>CPN (%)</u>	<u>MATURITY</u> <u>DATE</u>	<u>b/</u> <u>TRANS</u> <u>YIELD (%)</u>	<u>d/</u> <u>PAR (\$)</u> <u>(000)</u>	<u>DAYS</u> <u>HELD</u>	<u>AMOUNT</u> <u>EARNED (\$)</u>	<u>EFFECTIVE</u> <u>YIELD (%)</u>
<b>05/08/25</b>	<b>PURCHASES (Continued)</b>								
	TR	BILL		11/06/25	4.070	50,000			
	TR	BILL		11/06/25	4.070	50,000			
	TR	BILL		11/06/25	4.070	50,000			
	TR	BILL		11/06/25	4.070	50,000			
	TR	BILL		11/06/25	4.070	50,000			
	TR	BILL		11/06/25	4.070	50,000			
	YCD	KBC	4.420	07/15/25	4.420	50,000			
	YCD	KBC	4.420	07/15/25	4.420	50,000			
<b>05/09/25</b>	<b>NO REDEMPTIONS</b>								
<b>05/09/25</b>	<b>PURCHASES</b>								
	CP	MUFG BK		07/15/25	4.390	50,000			
	CP	MUFG BK		07/15/25	4.390	50,000			
	CP	MUFG BK		07/15/25	4.390	50,000			
	CP	GOTHAM		08/04/25	4.360	50,000			
	CP	SHEFFIELD		08/29/25	4.390	50,000			
	CP	SHEFFIELD		08/29/25	4.390	50,000			
	DEB	FFCB	3.800	02/01/28	3.802	50,000			
	DN	FHLMC		07/10/25	4.195	50,000			
	DN	FHLMC		07/10/25	4.195	50,000			
	DN	FHLMC		07/10/25	4.195	50,000			
	DN	FHLMC		07/10/25	4.195	50,000			
	TR	BILL		07/15/25	4.200	50,000			
	TR	BILL		07/15/25	4.200	50,000			
	TR	BILL		07/15/25	4.200	50,000			
	TR	BILL		07/15/25	4.200	50,000			
	TR	BILL		07/15/25	4.200	50,000			
	TR	BILL		07/15/25	4.200	50,000			
	TR	BILL		11/06/25	4.090	50,000			
	TR	BILL		11/06/25	4.090	50,000			
	TR	BILL		11/06/25	4.093	50,000			
	TR	BILL		11/06/25	4.093	50,000			
	YCD	MIZUHO	4.430	09/26/25	4.430	50,000			
	YCD	MIZUHO	4.430	09/26/25	4.430	50,000			
<b>05/12/25</b>	<b>REDEMPTIONS</b>								
	CP	SHEFFIELD		05/12/25	4.440	50,000	132	814,000.00	4.576
	CP	SHEFFIELD		05/12/25	4.440	50,000	132	814,000.00	4.576
	DN	FHLB		05/12/25	4.155	50,000	133	767,520.83	4.278
	DN	FHLB		05/12/25	4.155	50,000	133	767,520.83	4.278
	DN	FHLB		05/12/25	4.175	50,000	137	794,409.72	4.301
	DN	FHLB		05/12/25	4.175	50,000	137	794,409.72	4.301

### INVESTMENT TRANSACTIONS

<u>DATE</u>	<u>TYPE</u>	<u>a/</u> <u>DESCRIPTION</u>	<u>CPN (%)</u>	<u>MATURITY</u> <u>DATE</u>	<u>b/</u> <u>TRANS</u> <u>YIELD (%)</u>	<u>d/</u> <u>PAR (\$)</u> <u>(000)</u>	<u>DAYS</u> <u>HELD</u>	<u>AMOUNT</u> <u>EARNED (\$)</u>	<u>EFFECTIVE</u> <u>YIELD (%)</u>
<b>05/12/25</b>	<b>REDEMPTIONS (Continued)</b>								
	DN	FFCB		05/12/25	4.150	50,000	157	904,930.56	4.285
	DN	FFCB		05/12/25	4.150	50,000	157	904,930.56	4.285
	DN	FFCB		05/12/25	4.150	50,000	157	904,930.56	4.285
	DN	FHLB		05/12/25	4.250	50,000	194	1,145,138.89	4.410
	DN	FHLB		05/12/25	4.250	50,000	194	1,145,138.89	4.410
<b>05/12/25</b>	<b>PURCHASES</b>								
	CB CL	US BANC	4.750	06/01/29	4.751	25,000			
	DN	IBRD		09/26/25	4.200	50,000			
	DN	IBRD		09/26/25	4.200	50,000			
	TR	BILL		09/02/25	4.235	50,000			
	TR	BILL		09/02/25	4.235	50,000			
	TR	BILL		09/02/25	4.235	50,000			
	TR	BILL		11/06/25	4.115	50,000			
	TR	BILL		11/06/25	4.115	50,000			
	TR	BILL		11/06/25	4.115	50,000			
	TR	BILL		11/06/25	4.118	50,000			
	TR	BILL		11/06/25	4.118	50,000			
	TR	BILL		11/06/25	4.118	50,000			
<b>05/13/25</b>	<b>REDEMPTIONS</b>								
	DN	FHLMC		05/13/25	4.160	50,000	39	225,333.33	4.237
	DN	FHLMC		05/13/25	4.160	50,000	39	225,333.33	4.237
	DN	IBRD		05/13/25	4.240	50,000	48	282,666.67	4.323
	DN	IBRD		05/13/25	4.240	50,000	48	282,666.67	4.323
	DN	IADB		05/13/25	4.260	50,000	48	284,000.00	4.344
	DN	IADB		05/13/25	4.260	50,000	48	284,000.00	4.344
	DN	IADB		05/13/25	4.260	50,000	48	284,000.00	4.344
	DN	IADB		05/13/25	4.260	50,000	48	284,000.00	4.344
	DN	IBRD		05/13/25	4.240	50,000	49	288,555.56	4.324
	DN	IBRD		05/13/25	4.240	50,000	49	288,555.56	4.324
	DN	IBRD		05/13/25	4.240	50,000	49	288,555.56	4.324
	DN	IBRD		05/13/25	4.240	50,000	49	288,555.56	4.324
	TR	BILL		05/13/25	4.220	50,000	40	234,444.44	4.299
	TR	BILL		05/13/25	4.220	50,000	40	234,444.44	4.299
	TR	BILL		05/13/25	4.225	50,000	40	234,722.22	4.304
	TR	BILL		05/13/25	4.225	50,000	40	234,722.22	4.304
	TR	BILL		05/13/25	4.215	50,000	49	286,854.17	4.298
	TR	BILL		05/13/25	4.215	50,000	49	286,854.17	4.298
	TR	BILL		05/13/25	4.215	50,000	49	286,854.17	4.298
	TR	BILL		05/13/25	4.215	50,000	49	286,854.17	4.298
	TR	BILL		05/13/25	4.215	50,000	49	286,854.17	4.298
	TR	BILL		05/13/25	4.215	50,000	49	286,854.17	4.298



**INVESTMENT TRANSACTIONS**

<u>DATE</u>	<u>TYPE</u>	<u>a/</u> <u>DESCRIPTION</u>	<u>CPN (%)</u>	<u>MATURITY</u> <u>DATE</u>	<u>b/</u> <u>TRANS</u> <u>YIELD (%)</u>	<u>d/</u> <u>PAR (\$)</u> <u>(000)</u>	<u>DAYS</u> <u>HELD</u>	<u>AMOUNT</u> <u>EARNED (\$)</u>	<u>EFFECTIVE</u> <u>YIELD (%)</u>
<b>05/13/25</b>	<b>PURCHASES (Continued)</b>								
	DN	IBRD		10/01/25	4.160	50,000			
	DN	IBRD		10/01/25	4.160	50,000			
	DN	FHLB		10/24/25	4.135	50,000			
	DN	FHLB		10/24/25	4.135	50,000			
	DN	FFCB		11/10/25	4.090	50,000			
	DN	FFCB		11/10/25	4.090	50,000			
	DN	IBRD		11/10/25	4.110	50,000			
	DN	IBRD		11/10/25	4.110	50,000			
	DN	FFCB		11/14/25	4.090	50,000			
	DN	FFCB		11/14/25	4.090	50,000			
	DN	FHLB		11/14/25	4.120	50,000			
	DN	FHLB		11/14/25	4.120	50,000			
	TR	BILL		09/09/25	4.240	50,000			
	TR	BILL		09/09/25	4.240	50,000			
	TR	BILL		09/09/25	4.240	50,000			
	TR	BILL		09/09/25	4.240	50,000			
	TR	BILL		09/09/25	4.240	50,000			
	TR	BILL		09/09/25	4.240	50,000			
	TR	BILL		09/09/25	4.240	50,000			
	TR	BILL		09/09/25	4.253	50,000			
	TR	BILL		09/09/25	4.253	50,000			
	TR	BILL		09/09/25	4.253	50,000			
	TR	BILL		09/09/25	4.253	50,000			
	TR	BILL		09/09/25	4.253	50,000			
	TR	BILL		09/09/25	4.253	50,000			
	TR	BILL		09/09/25	4.253	50,000			
	TR	BILL		09/09/25	4.253	50,000			
	TR	BILL		09/09/25	4.253	50,000			
	TR	BILL		09/09/25	4.253	50,000			
	TR	BILL		11/06/25	4.110	50,000			
	TR	BILL		11/06/25	4.110	50,000			
	TR	BILL		11/06/25	4.110	50,000			
	TR	NOTE	3.750	04/30/27	3.991	50,000			
	TR	NOTE	3.750	04/30/27	3.991	50,000			
	TR	NOTE	3.750	04/30/27	3.991	50,000			
	TR	NOTE	3.750	04/30/27	3.991	50,000			
	YCD	NORINCHUK	4.420	07/15/25	4.420	50,000			
	YCD	NORINCHUK	4.420	07/15/25	4.420	50,000			
	YCD	MONTREAL	4.430	11/10/25	4.430	50,000			
	YCD	MONTREAL	4.430	11/10/25	4.430	50,000			

**05/14/25 NO REDEMPTIONS**

**INVESTMENT TRANSACTIONS**

<u>DATE</u>	<u>TYPE</u>	<u>a/</u> <u>DESCRIPTION</u>	<u>CPN (%)</u>	<u>MATURITY</u> <u>DATE</u>	<u>b/</u> <u>TRANS</u> <u>YIELD (%)</u>	<u>d/</u> <u>PAR (\$)</u> <u>(000)</u>	<u>DAYS</u> <u>HELD</u>	<u>AMOUNT</u> <u>EARNED (\$)</u>	<u>EFFECTIVE</u> <u>YIELD (%)</u>
<b>05/14/25</b>	<b>PURCHASES</b>								
	CP	BNP NY		05/19/25	4.310	50,000			
	DN	FHLB		11/03/25	4.135	50,000			
	DN	FHLB		11/03/25	4.135	50,000			
	DN	IFC		11/10/25	4.100	50,000			
	DN	IFC		11/10/25	4.100	50,000			
	DN	FFCB		11/21/25	4.090	50,000			
	DN	FFCB		11/21/25	4.090	50,000			
	TR	BILL		09/02/25	4.254	50,000			
	TR	BILL		09/02/25	4.254	50,000			
	TR	BILL		09/02/25	4.254	50,000			
<b>05/15/25</b>	<b>REDEMPTIONS</b>								
	CP	CGMI		05/15/25	4.530	50,000	170	1,069,583.33	4.693
	CP	CGMI		05/15/25	4.530	50,000	170	1,069,583.33	4.693
	TR	BILL		05/15/25	4.185	50,000	59	342,938.50	4.272
	TR	BILL		05/15/25	4.185	50,000	59	342,938.50	4.272
	TR	BILL		05/15/25	4.185	50,000	59	342,938.50	4.272
	TR	BILL		05/15/25	4.190	50,000	59	343,347.22	4.278
	TR	BILL		05/15/25	4.190	50,000	59	343,347.22	4.278
	TR	BILL		05/15/25	4.190	50,000	59	343,347.22	4.278
	TR	BILL		05/15/25	4.120	50,000	136	778,222.22	4.243
	TR	BILL		05/15/25	4.120	50,000	136	778,222.22	4.243
	TR	BILL		05/15/25	4.120	50,000	136	778,222.22	4.243
	TR	BILL		05/15/25	4.140	50,000	136	782,000.00	4.264
	TR	BILL		05/15/25	4.140	50,000	136	782,000.00	4.264
	TR	BILL		05/15/25	4.140	50,000	136	782,000.00	4.264
	TR	BILL		05/15/25	4.176	50,000	150	870,000.00	4.309
	TR	BILL		05/15/25	4.176	50,000	150	870,000.00	4.309
	TR	BILL		05/15/25	4.180	50,000	150	870,833.33	4.313
	TR	BILL		05/15/25	4.180	50,000	150	870,833.33	4.313
	TR	BILL		05/15/25	4.175	50,000	153	887,187.50	4.309
	TR	BILL		05/15/25	4.175	50,000	153	887,187.50	4.309
	TR	BILL		05/15/25	4.175	50,000	153	887,187.50	4.309
	TR	BILL		05/15/25	4.175	50,000	153	887,187.50	4.309
	TR	BILL		05/15/25	4.235	50,000	160	941,111.11	4.376
	TR	BILL		05/15/25	4.235	50,000	160	941,111.11	4.376
	TR	BILL		05/15/25	4.235	50,000	160	941,111.11	4.376
	TR	BILL		05/15/25	4.305	50,000	164	980,583.33	4.452
	TR	BILL		05/15/25	4.305	50,000	164	980,583.33	4.452
	TR	BILL		05/15/25	4.305	50,000	164	980,583.33	4.452
	TR	BILL		05/15/25	4.305	50,000	164	980,583.33	4.452
	TR	BILL		05/15/25	4.338	50,000	170	1,024,131.94	4.490
	TR	BILL		05/15/25	4.338	50,000	170	1,024,131.94	4.490
	TR	BILL		05/15/25	4.338	50,000	170	1,024,131.94	4.490

**INVESTMENT TRANSACTIONS**

<u>DATE</u>	<u>TYPE</u>	<u>a/</u> <u>DESCRIPTION</u>	<u>CPN (%)</u>	<u>MATURITY</u> <u>DATE</u>	<u>b/</u> <u>TRANS</u> <u>YIELD (%)</u>	<u>d/</u> <u>PAR (\$)</u> <u>(000)</u>	<u>DAYS</u> <u>HELD</u>	<u>AMOUNT</u> <u>EARNED (\$)</u>	<u>EFFECTIVE</u> <u>YIELD (%)</u>
05/15/25	REDEMPTIONS (Continued)								
	TR	BILL		05/15/25	4.320	50,000	175	1,050,000.00	4.474
	TR	BILL		05/15/25	4.320	50,000	175	1,050,000.00	4.474
	TR	BILL		05/15/25	4.320	50,000	175	1,050,000.00	4.474
	TR	BILL		05/15/25	4.320	50,000	175	1,050,000.00	4.471
	TR	BILL		05/15/25	4.320	50,000	175	1,050,000.00	4.471
	TR	BILL		05/15/25	4.320	50,000	175	1,050,000.00	4.471
	TR	NOTE	2.750	05/15/25	4.386	50,000	198	1,188,519.02	4.421
	TR	NOTE	2.750	05/15/25	4.386	50,000	198	1,188,519.02	4.421
	TR	NOTE	2.750	05/15/25	4.394	50,000	198	1,190,472.14	4.428
	TR	NOTE	2.750	05/15/25	4.394	50,000	198	1,190,472.14	4.428
	TR	NOTE	2.750	05/15/25	4.394	50,000	198	1,190,472.14	4.428
	TR	NOTE	2.750	05/15/25	3.382	50,000	1,067	4,889,690.89	3.414
	TR	NOTE	2.750	05/15/25	3.382	50,000	1,067	4,889,690.89	3.414
	TR	NOTE	2.750	05/15/25	3.382	50,000	1,067	4,889,690.89	3.414
	TR	NOTE	2.750	05/15/25	3.384	50,000	1,067	4,891,644.02	3.416
	TR	NOTE	2.750	05/15/25	3.384	50,000	1,067	4,891,644.02	3.416
	TR	NOTE	2.750	05/15/25	2.913	50,000	1,073	4,267,578.12	2.925
	TR	NOTE	2.750	05/15/25	2.913	50,000	1,073	4,267,578.12	2.925
	TR	NOTE	2.750	05/15/25	2.913	50,000	1,073	4,267,578.12	2.925
	TR	NOTE	2.750	05/15/25	2.914	50,000	1,073	4,269,531.25	2.926
	TR	NOTE	2.750	05/15/25	2.914	50,000	1,073	4,269,531.25	2.926
	TR	NOTE	2.750	05/15/25	2.914	50,000	1,073	4,269,531.25	2.926
	TR	NOTE	2.750	05/15/25	2.903	50,000	1,074	4,257,642.66	2.914
	TR	NOTE	2.750	05/15/25	2.903	50,000	1,074	4,257,642.66	2.914
	TR	NOTE	2.750	05/15/25	2.903	50,000	1,074	4,257,642.66	2.914
	TR	NOTE	2.750	05/15/25	2.833	50,000	1,078	4,174,932.07	2.842
	TR	NOTE	2.750	05/15/25	2.833	50,000	1,078	4,174,932.07	2.842
	TR	NOTE	2.750	05/15/25	2.833	50,000	1,078	4,174,932.07	2.842
	TR	NOTE	2.750	05/15/25	2.833	50,000	1,078	4,174,932.07	2.842
	TR	NOTE	2.750	05/15/25	2.833	50,000	1,078	4,174,932.07	2.842
	TR	NOTE	2.750	05/15/25	2.766	50,000	1,087	4,114,809.78	2.772
	TR	NOTE	2.750	05/15/25	2.766	50,000	1,087	4,114,809.78	2.772
	TR	NOTE	2.750	05/15/25	2.766	50,000	1,087	4,114,809.78	2.772
	TR	NOTE	2.750	05/15/25	2.766	50,000	1,087	4,114,809.78	2.772
	TR	NOTE	2.750	05/15/25	2.766	50,000	1,087	4,114,809.78	2.772
	TR	NOTE	2.750	05/15/25	2.766	50,000	1,087	4,114,809.78	2.772
	TR	NOTE	2.750	05/15/25	2.766	50,000	1,087	4,114,809.78	2.772
	TR	NOTE	2.750	05/15/25	2.766	50,000	1,087	4,114,809.78	2.772
	TR	NOTE	2.750	05/15/25	2.813	50,000	1,094	4,207,370.92	2.820
	TR	NOTE	2.750	05/15/25	2.813	50,000	1,094	4,207,370.92	2.820
	TR	NOTE	2.750	05/15/25	2.813	50,000	1,094	4,207,370.92	2.820
	TR	NOTE	2.750	05/15/25	2.814	50,000	1,094	4,209,324.04	2.822
	TR	NOTE	2.750	05/15/25	2.814	50,000	1,094	4,209,324.04	2.822
	TR	NOTE	2.750	05/15/25	2.814	50,000	1,094	4,209,324.04	2.822
	TR	NOTE	2.750	05/15/25	2.829	50,000	1,094	4,230,808.42	2.837
	TR	NOTE	2.750	05/15/25	2.829	50,000	1,094	4,230,808.42	2.837
	TR	NOTE	2.750	05/15/25	2.829	50,000	1,094	4,230,808.42	2.837

### INVESTMENT TRANSACTIONS

<u>DATE</u>	<u>TYPE</u>	<u>a/</u> <u>DESCRIPTION</u>	<u>CPN (%)</u>	<u>MATURITY</u> <u>DATE</u>	<u>b/</u> <u>TRANS</u> <u>YIELD (%)</u>	<u>d/</u> <u>PAR (\$)</u> <u>(000)</u>	<u>DAYS</u> <u>HELD</u>	<u>AMOUNT</u> <u>EARNED (\$)</u>	<u>EFFECTIVE</u> <u>YIELD (%)</u>
<b>05/15/25</b>	<b>REDEMPTIONS (Continued)</b>								
	TR	NOTE	2.750	05/15/25	2.807	50,000	1,095	4,203,294.84	2.814
	TR	NOTE	2.750	05/15/25	2.807	50,000	1,095	4,203,294.84	2.814
	TR	NOTE	2.750	05/15/25	2.810	50,000	1,095	4,207,201.09	2.817
	TR	NOTE	2.750	05/15/25	2.810	50,000	1,095	4,207,201.09	2.817
<b>05/15/25</b>	<b>PURCHASES</b>								
	DEB	FHLB	4.270	11/14/25	4.270	50,000			
	DEB	FHLB	4.270	11/14/25	4.270	50,000			
	DN	FNMA		07/10/25	4.210	50,000			
	DN	FNMA		07/10/25	4.210	50,000			
	DN	FNMA		07/15/25	4.215	50,000			
	DN	FNMA		07/15/25	4.215	50,000			
	DN	FHLMC		09/26/25	4.135	50,000			
	DN	FHLMC		09/26/25	4.135	50,000			
	DN	FHLB		11/21/25	4.110	50,000			
	DN	FHLB		11/21/25	4.110	50,000			
	DN	FHLB		11/21/25	4.110	50,000			
	DN	FHLB		11/21/25	4.110	50,000			
	DN	FFCB		12/01/25	4.070	50,000			
	DN	FFCB		12/01/25	4.070	50,000			
	TR	BILL		11/06/25	4.100	50,000			
	TR	BILL		11/06/25	4.100	50,000			
	TR	BILL		11/06/25	4.100	50,000			
	TR	BILL		11/06/25	4.105	50,000			
	TR	BILL		11/06/25	4.105	50,000			
	TR	BILL		11/06/25	4.105	50,000			
	TR	NOTE	3.750	05/15/28	4.008	50,000			
	TR	NOTE	3.750	05/15/28	4.008	50,000			
	TR	NOTE	3.750	05/15/28	4.008	50,000			
	TR	NOTE	3.750	05/15/28	4.008	50,000			
	TR	NOTE	3.750	05/15/28	4.008	50,000			
	TR	NOTE	3.750	05/15/28	4.008	50,000			
	YCD	DNB	4.310	05/30/25	4.310	50,000			
	YCD	DNB	4.310	05/30/25	4.310	50,000			
	YCD	MUFG BK	4.450	09/26/25	4.450	50,000			
	YCD	MUFG BK	4.450	09/26/25	4.450	50,000			
	YCD	SE BANKEN	4.410	12/01/25	4.410	50,000			
	YCD	SE BANKEN	4.410	12/01/25	4.410	50,000			
<b>05/16/25</b>	<b>NO REDEMPTIONS</b>								

### INVESTMENT TRANSACTIONS

<u>DATE</u>	<u>TYPE</u>	<u>a/</u> <u>DESCRIPTION</u>	<u>CPN (%)</u>	<u>MATURITY</u> <u>DATE</u>	<u>b/</u> <u>TRANS</u> <u>YIELD (%)</u>	<u>d/</u> <u>PAR (\$)</u> <u>(000)</u>	<u>DAYS</u> <u>HELD</u>	<u>AMOUNT</u> <u>EARNED (\$)</u>	<u>EFFECTIVE</u> <u>YIELD (%)</u>
<b>05/16/25</b>	<b>PURCHASES</b>								
	CP	BNP NY		05/19/25	4.310	50,000			
	CP	BNP NY		05/19/25	4.310	50,000			
	CP	CR AG NY		05/27/25	4.310	50,000			
	CP	CR AG NY		05/27/25	4.310	50,000			
	CP	CR AG NY		05/27/25	4.310	50,000			
	CP	THUNDER		09/26/25	4.350	50,000			
	CP	NATIXIS NY		09/29/25	4.360	50,000			
	CP	NATIXIS NY		09/29/25	4.360	50,000			
	CP	OLD LINE		10/01/25	4.340	50,000			
	CP	OLD LINE		10/01/25	4.340	50,000			
	CP	LIBERTY		10/24/25	4.340	50,000			
	CP	JOHNSON		11/14/25	4.150	50,000			
	CP	JOHNSON		11/14/25	4.150	50,000			
	DN	IBRD		11/14/25	4.100	50,000			
	DN	IBRD		11/14/25	4.100	50,000			
	DN	IBRD		11/14/25	4.100	50,000			
	DN	IBRD		11/14/25	4.100	50,000			
	DN	FHLB		11/14/25	4.115	50,000			
	DN	FHLB		11/14/25	4.115	50,000			
	TR	BILL		09/09/25	4.230	50,000			
	TR	BILL		09/09/25	4.230	50,000			
	TR	BILL		09/09/25	4.230	50,000			
	TR	BILL		09/09/25	4.230	50,000			
	TR	BILL		09/09/25	4.230	50,000			
	TR	BILL		09/09/25	4.230	50,000			
	TR	BILL		09/09/25	4.233	50,000			
	TR	BILL		09/09/25	4.233	50,000			
	TR	BILL		09/09/25	4.233	50,000			
	YCD	UBS	4.410	12/29/25	4.410	50,000			
	YCD	UBS	4.410	12/29/25	4.410	50,000			
<b>05/19/25</b>	<b>REDEMPTIONS</b>								
	CP	BNP NY		05/19/25	4.310	50,000	3	17,958.33	4.371
	CP	BNP NY		05/19/25	4.310	50,000	3	17,958.33	4.371
	CP	BNP NY		05/19/25	4.310	50,000	5	29,930.56	4.372
	CP	RABO NY		05/19/25	4.320	50,000	6	36,000.00	4.383
	CP	RABO NY		05/19/25	4.320	50,000	6	36,000.00	4.383
	CP	RABO NY		05/19/25	4.320	50,000	6	36,000.00	4.383

**INVESTMENT TRANSACTIONS**

<u>DATE</u>	<u>TYPE</u>	<u>a/</u> <u>DESCRIPTION</u>	<u>CPN (%)</u>	<u>MATURITY</u> <u>DATE</u>	<u>b/</u> <u>TRANS</u> <u>YIELD (%)</u>	<u>d/</u> <u>PAR (\$)</u> <u>(000)</u>	<u>DAYS</u> <u>HELD</u>	<u>AMOUNT</u> <u>EARNED (\$)</u>	<u>EFFECTIVE</u> <u>YIELD (%)</u>
<b>05/19/25</b>	<b>PURCHASES</b>								
	CP	DEERE CAP		11/20/25	4.250	50,000			
	DN	IBRD		11/14/25	4.120	50,000			
	DN	IBRD		11/14/25	4.120	50,000			
	TR	BILL		11/06/25	4.115	50,000			
	TR	BILL		11/06/25	4.115	50,000			
	TR	BILL		11/06/25	4.115	50,000			
<b>05/20/25</b>	<b>NO REDEMPTIONS</b>								
<b>05/20/25</b>	<b>PURCHASES</b>								
	CP	MUFG BK		06/24/25	4.330	50,000			
	CP	MUFG BK		06/24/25	4.330	50,000			
	CP	ING FDL		11/21/25	4.300	50,000			
	CP	ING FDL		11/21/25	4.300	50,000			
	DN	IBRD		10/24/25	4.160	50,000			
	DN	IBRD		10/24/25	4.160	50,000			
	DN	FFCB		11/03/25	4.120	50,000			
	DN	FFCB		11/03/25	4.120	50,000			
	DN	IBRD		11/14/25	4.120	50,000			
	DN	IBRD		11/14/25	4.120	50,000			
	DN	IBRD		11/21/25	4.120	50,000			
	DN	IBRD		11/21/25	4.120	50,000			
	DN	IBRD		02/27/26	4.000	50,000			
	DN	IBRD		02/27/26	4.000	50,000			
	TR	BILL		06/24/25	4.203	50,000			
	TR	BILL		06/24/25	4.203	50,000			
	TR	BILL		06/24/25	4.203	50,000			
	TR	BILL		11/06/25	4.123	50,000			
	TR	BILL		11/06/25	4.123	50,000			
	TR	BILL		11/06/25	4.123	50,000			
	TR	BILL		11/06/25	4.125	50,000			
	TR	BILL		11/06/25	4.125	50,000			
	TR	BILL		11/06/25	4.125	50,000			
	YCD	DNB	4.310	06/24/25	4.310	50,000			
	YCD	DNB	4.310	06/24/25	4.310	50,000			
	YCD	NORINCHUK	4.400	06/24/25	4.400	50,000			
	YCD	NORINCHUK	4.400	06/24/25	4.400	50,000			
<b>05/21/25</b>	<b>NO REDEMPTIONS</b>								

**INVESTMENT TRANSACTIONS**

<u>DATE</u>	<u>TYPE</u>	<u>a/</u> <u>DESCRIPTION</u>	<u>CPN (%)</u>	<u>MATURITY</u> <u>DATE</u>	<u>b/</u> <u>TRANS</u> <u>YIELD (%)</u>	<u>d/</u> <u>PAR (\$)</u> <u>(000)</u>	<u>DAYS</u> <u>HELD</u>	<u>AMOUNT</u> <u>EARNED (\$)</u>	<u>EFFECTIVE</u> <u>YIELD (%)</u>
<b>05/21/25</b>	<b>PURCHASES</b>								
	CP	CR AG NY		06/24/25	4.300	50,000			
	CP	CR AG NY		06/24/25	4.300	50,000			
	CP	CR AG NY		06/24/25	4.300	50,000			
	DN	FNMA		06/24/25	4.200	50,000			
	DN	FNMA		06/24/25	4.200	50,000			
	DN	FNMA		06/24/25	4.200	50,000			
	DN	FNMA		10/01/25	4.160	50,000			
	DN	FNMA		10/01/25	4.160	50,000			
	DN	FNMA		10/01/25	4.160	50,000			
	DN	FNMA		10/01/25	4.160	50,000			
	DN	FHLMC		10/01/25	4.160	50,000			
	DN	FHLMC		10/01/25	4.160	50,000			
	DN	FHLMC		10/01/25	4.160	50,000			
	TR	BILL		06/24/25	4.210	50,000			
	TR	BILL		06/24/25	4.210	50,000			
	TR	BILL		06/24/25	4.210	50,000			
	TR	BILL		06/24/25	4.210	50,000			
	TR	BILL		06/24/25	4.210	50,000			
	TR	BILL		06/24/25	4.210	50,000			
	YCD	TORONTO	4.360	06/24/25	4.360	50,000			
	YCD	TORONTO	4.360	06/24/25	4.360	50,000			
	YCD	SUMITOMO	4.480	10/24/25	4.480	50,000			
	YCD	SUMITOMO	4.480	10/24/25	4.480	50,000			
	YCD	BARCLAYS	4.460	11/14/25	4.460	50,000			
	YCD	BARCLAYS	4.460	11/14/25	4.460	50,000			
<b>05/22/25</b>	<b>REDEMPTIONS</b>								
	DN	IBRD		05/22/25	4.250	50,000	57	336,458.33	4.338
	DN	IBRD		05/22/25	4.250	50,000	57	336,458.33	4.338
	TR	BILL		05/22/25	4.185	50,000	76	441,750.00	4.281
	TR	BILL		05/22/25	4.185	50,000	76	441,750.00	4.281
	TR	BILL		05/22/25	4.185	50,000	76	441,750.00	4.281
	TR	BILL		05/22/25	4.130	50,000	146	837,472.22	4.259
	TR	BILL		05/22/25	4.130	50,000	146	837,472.22	4.259
	TR	BILL		05/22/25	4.130	50,000	146	837,472.22	4.259
	TR	BILL		05/22/25	4.135	50,000	146	838,486.11	4.264
	TR	BILL		05/22/25	4.135	50,000	146	838,486.11	4.264
	TR	BILL		05/22/25	4.135	50,000	146	838,486.11	4.264
<b>05/22/25</b>	<b>PURCHASES</b>								
	DEB	FFCB	3.875	05/22/28	3.971	50,000			
	DEB	FFCB	3.875	05/22/28	3.971	50,000			
	DN	FHLMC		06/24/25	4.210	50,000			
<b>05/23/25</b>	<b>NO REDEMPTIONS</b>								

**INVESTMENT TRANSACTIONS**

<u>DATE</u>	<u>TYPE</u>	<u>a/</u> <u>DESCRIPTION</u>	<u>CPN (%)</u>	<u>MATURITY</u> <u>DATE</u>	<u>b/</u> <u>TRANS</u> <u>YIELD (%)</u>	<u>d/</u> <u>PAR (\$)</u> <u>(000)</u>	<u>DAYS</u> <u>HELD</u>	<u>AMOUNT</u> <u>EARNED (\$)</u>	<u>EFFECTIVE</u> <u>YIELD (%)</u>
<b>05/23/25</b>	<b>PURCHASES</b>								
	CD	WELLS FGO	4.320	02/27/26	4.320	50,000			
	CD	WELLS FGO	4.320	02/27/26	4.320	50,000			
	CP	RABO NY		05/27/25	4.320	50,000			
	CP	RABO NY		05/27/25	4.320	50,000			
	CP	RABO NY		05/27/25	4.320	50,000			
	CP	JOHNSON		10/24/25	4.240	50,000			
	CP	JOHNSON		10/24/25	4.240	50,000			
	CP	LIBERTY		11/14/25	4.360	50,000			
	DN	FHLMC		06/24/25	4.200	50,000			
	DN	FHLMC		06/24/25	4.200	50,000			
	DN	FHLMC		06/24/25	4.200	50,000			
	DN	FHLMC		06/24/25	4.200	50,000			
	DN	FFCB		06/24/25	4.210	50,000			
	DN	FFCB		06/24/25	4.210	50,000			
	DN	FFCB		06/24/25	4.210	50,000			
	TR	BILL		06/24/25	4.210	50,000			
	TR	BILL		06/24/25	4.210	50,000			
	TR	BILL		06/24/25	4.210	50,000			
	TR	BILL		06/24/25	4.210	50,000			
	YCD	CR AG CIB	4.300	06/24/25	4.300	50,000			
	YCD	CR AG CIB	4.300	06/24/25	4.300	50,000			
	YCD	MUFG BK	4.320	06/24/25	4.320	50,000			
	YCD	MUFG BK	4.320	06/24/25	4.320	50,000			
	YCD	MUFG BK	4.320	06/24/25	4.320	50,000			
<b>05/27/25</b>	<b>REDEMPTIONS</b>								
	CP	RABO NY		05/27/25	4.320	50,000	4	24,000.00	4.382
	CP	RABO NY		05/27/25	4.320	50,000	4	24,000.00	4.382
	CP	RABO NY		05/27/25	4.320	50,000	4	24,000.00	4.382
	CP	CR AG NY		05/27/25	4.310	50,000	11	65,847.22	4.376
	CP	CR AG NY		05/27/25	4.310	50,000	11	65,847.22	4.376
	CP	CR AG NY		05/27/25	4.310	50,000	11	65,847.22	4.376
	CP	JUPITER		05/27/25	4.350	50,000	48	290,000.00	4.436
	CP	JUPITER		05/27/25	4.350	50,000	48	290,000.00	4.436
	DN	FHLMC		05/27/25	4.190	50,000	90	523,750.00	4.293
	DN	FHLMC		05/27/25	4.190	50,000	90	523,750.00	4.293
	TR	BILL		05/27/25	4.170	50,000	90	521,250.00	4.272
	TR	BILL		05/27/25	4.170	50,000	90	521,250.00	4.272
	TR	BILL		05/27/25	4.170	50,000	90	521,250.00	4.272
	TR	BILL		05/27/25	4.170	50,000	90	521,250.00	4.272
	TR	BILL		05/27/25	4.170	50,000	90	521,250.00	4.272
	TR	BILL		05/27/25	4.170	50,000	90	521,250.00	4.272
	TR	BILL		05/27/25	4.220	50,000	105	615,416.67	4.332
	TR	BILL		05/27/25	4.220	50,000	105	615,416.67	4.332
	TR	BILL		05/27/25	4.221	50,000	105	615,562.50	4.333
	TR	BILL		05/27/25	4.221	50,000	105	615,562.50	4.333

### INVESTMENT TRANSACTIONS

<u>DATE</u>	<u>TYPE</u>	<u>a/</u> <u>DESCRIPTION</u>	<u>CPN (%)</u>	<u>MATURITY</u> <u>DATE</u>	<u>b/</u> <u>TRANS</u> <u>YIELD (%)</u>	<u>d/</u> <u>PAR (\$)</u> <u>(000)</u>	<u>DAYS</u> <u>HELD</u>	<u>AMOUNT</u> <u>EARNED (\$)</u>	<u>EFFECTIVE</u> <u>YIELD (%)</u>
<b>05/27/25</b>	<b>REDEMPTIONS (Continued)</b>								
TR	BILL			05/27/25	4.202	50,000	109	363,136.11	4.315
TR	BILL			05/27/25	4.202	50,000	109	363,136.11	4.315
TR	BILL			05/27/25	4.202	50,000	109	363,136.11	4.315
TR	BILL			05/27/25	4.205	50,000	109	636,590.28	4.318
TR	BILL			05/27/25	4.205	50,000	109	636,590.28	4.318
TR	BILL			05/27/25	4.205	50,000	109	636,590.28	4.318
TR	BILL			05/27/25	4.205	50,000	109	636,590.28	4.318
TR	BILL			05/27/25	4.205	50,000	109	636,590.28	4.318
TR	BILL			05/27/25	4.205	50,000	109	636,590.28	4.318
TR	BILL			05/27/25	4.185	50,000	112	651,000.00	4.299
TR	BILL			05/27/25	4.185	50,000	112	651,000.00	4.299
TR	BILL			05/27/25	4.185	50,000	112	651,000.00	4.299
TR	BILL			05/27/25	4.188	50,000	112	651,388.89	4.302
TR	BILL			05/27/25	4.188	50,000	112	651,388.89	4.302
TR	BILL			05/27/25	4.188	50,000	112	651,388.89	4.302
TR	BILL			05/27/25	4.185	50,000	117	680,062.50	4.302
TR	BILL			05/27/25	4.185	50,000	117	680,062.50	4.302
TR	BILL			05/27/25	4.185	50,000	117	680,062.50	4.302
TR	BILL			05/27/25	4.186	50,000	117	680,225.00	4.303
TR	BILL			05/27/25	4.186	50,000	117	680,225.00	4.303
TR	BILL			05/27/25	4.186	50,000	117	680,225.00	4.303
TR	BILL			05/27/25	4.190	50,000	117	680,875.00	4.307
TR	BILL			05/27/25	4.190	50,000	117	680,875.00	4.307
TR	BILL			05/27/25	4.190	50,000	117	680,875.00	4.307
TR	BILL			05/27/25	4.183	50,000	119	691,274.31	4.300
TR	BILL			05/27/25	4.183	50,000	119	691,274.31	4.300
TR	BILL			05/27/25	4.183	50,000	119	691,274.31	4.300
TR	BILL			05/27/25	4.185	50,000	119	691,687.50	4.303
TR	BILL			05/27/25	4.185	50,000	119	691,687.50	4.303
TR	BILL			05/27/25	4.185	50,000	119	691,687.50	4.303
TR	BILL			05/27/25	4.188	50,000	119	692,100.69	4.305
TR	BILL			05/27/25	4.188	50,000	119	692,100.69	4.305
TR	BILL			05/27/25	4.188	50,000	119	692,100.69	4.305
TR	BILL			05/27/25	4.190	50,000	119	692,513.89	4.308
TR	BILL			05/27/25	4.190	50,000	119	692,513.89	4.308
TR	BILL			05/27/25	4.190	50,000	119	692,513.89	4.308
YCD	NORINCHUK		4.380	05/27/25	4.380	50,000	40	243,333.33	4.441
YCD	NORINCHUK		4.380	05/27/25	4.380	50,000	40	243,333.33	4.441
<b>05/27/25</b>	<b>PURCHASES</b>								
CP	CR AG NY			06/09/25	4.300	50,000			
CP	CR AG NY			06/09/25	4.300	50,000			
DN	FNMA			06/02/25	4.205	50,000			
DN	FNMA			06/02/25	4.205	50,000			

**INVESTMENT TRANSACTIONS**

<u>DATE</u>	<u>TYPE</u>	<u>a/</u> <u>DESCRIPTION</u>	<u>CPN (%)</u>	<u>MATURITY</u> <u>DATE</u>	<u>b/</u> <u>TRANS</u> <u>YIELD (%)</u>	<u>d/</u> <u>PAR (\$)</u> <u>(000)</u>	<u>DAYS</u> <u>HELD</u>	<u>AMOUNT</u> <u>EARNED (\$)</u>	<u>EFFECTIVE</u> <u>YIELD (%)</u>
<b>05/27/25</b>	<b>PURCHASES (Continued)</b>								
	DN	FHLMC		06/24/25	4.210	50,000			
	DN	FHLMC		06/24/25	4.210	50,000			
	DN	FHLMC		06/24/25	4.210	50,000			
	DN	FHLMC		06/24/25	4.210	50,000			
	DN	FHLMC		06/24/25	4.210	50,000			
<b>05/28/25</b>	<b>REDEMPTIONS</b>								
	CP	CR AG NY		05/28/25	4.320	50,000	41	246,000.00	4.402
	CP	CR AG NY		05/28/25	4.320	50,000	41	246,000.00	4.402
	CP	NYLIFE STF		05/28/25	4.350	50,000	113	682,708.33	4.471
	CP	MIZUHO NY		05/28/25	4.340	50,000	141	849,916.67	4.476
	CP	MIZUHO NY		05/28/25	4.340	50,000	141	849,916.67	4.476
	CP	METLIFE STF		05/28/25	4.300	50,000	161	961,527.78	4.445
	CP	RBC NY		05/28/25	4.390	50,000	209	1,274,319.44	4.567
	CP	RBC NY		05/28/25	4.390	50,000	209	1,274,319.44	4.567
	CP	BOFA		05/28/25	4.390	50,000	258	1,573,083.33	4.596
	CP	BOFA		05/28/25	4.390	50,000	258	1,573,083.33	4.596
	CP	SCOTIA NY		05/28/25	4.340	50,000	265	1,597,361.11	4.545
	CP	SCOTIA NY		05/28/25	4.340	50,000	265	1,597,361.11	4.545
	DN	IFC		05/28/25	4.170	50,000	133	770,291.67	4.294
	DN	IFC		05/28/25	4.170	50,000	133	770,291.67	4.294
	DN	IFC		05/28/25	4.170	50,000	133	770,291.67	4.294
	DN	FHLB		05/28/25	4.130	50,000	148	848,944.44	4.260
	DN	FHLB		05/28/25	4.130	50,000	148	848,944.44	4.260
	DN	FFCB		05/28/25	4.110	50,000	153	873,375.00	4.241
	DN	FFCB		05/28/25	4.110	50,000	153	873,375.00	4.241
	DN	FFCB		05/28/25	4.110	50,000	153	873,375.00	4.241
	DN	FHLB		05/28/25	4.170	50,000	153	886,125.00	4.304
	DN	FHLB		05/28/25	4.170	50,000	153	886,125.00	4.304
	DN	FHLB		05/28/25	4.160	50,000	156	901,333.33	4.295
	DN	FHLB		05/28/25	4.160	50,000	156	901,333.33	4.295
	DN	IBRD		05/28/25	4.200	50,000	161	939,166.67	4.340
	DN	IBRD		05/28/25	4.200	50,000	161	939,166.67	4.340
	DN	FHLB		05/28/25	4.175	50,000	163	945,173.61	4.315
	DN	FHLB		05/28/25	4.175	50,000	163	945,173.61	4.315
	DN	FHLB		05/28/25	4.270	50,000	177	1,049,708.33	4.422
	DN	FHLB		05/28/25	4.270	50,000	177	1,049,708.33	4.422
	DN	FHLB		05/28/25	4.300	50,000	187	1,116,805.56	4.459
	DN	FHLB		05/28/25	4.300	50,000	187	1,116,805.56	4.459
	DN	FFCB		05/28/25	4.240	50,000	188	1,107,111.11	4.396
	DN	FFCB		05/28/25	4.240	50,000	188	1,107,111.11	4.396
	DN	FHLB		05/28/25	4.300	50,000	189	1,128,750.00	4.460
	DN	FHLB		05/28/25	4.300	50,000	189	1,128,750.00	4.460
	DN	FFCB		05/28/25	4.230	50,000	197	1,157,375.00	4.390
	DN	FFCB		05/28/25	4.230	50,000	197	1,157,375.00	4.390

### INVESTMENT TRANSACTIONS

<u>DATE</u>	<u>TYPE</u>	<u>a/</u> <u>DESCRIPTION</u>	<u>CPN (%)</u>	<u>MATURITY</u> <u>DATE</u>	<u>b/</u> <u>TRANS</u> <u>YIELD (%)</u>	<u>d/</u> <u>PAR (\$)</u> <u>(000)</u>	<u>DAYS</u> <u>HELD</u>	<u>AMOUNT</u> <u>EARNED (\$)</u>	<u>EFFECTIVE</u> <u>YIELD (%)</u>
<b>05/28/25</b>	<b>REDEMPTIONS (Continued)</b>								
	DN	FHLB		05/28/25	4.240	50,000	202	1,189,555.56	4.404
	DN	FHLB		05/28/25	4.240	50,000	202	1,189,555.56	4.404
	DN	FHLB		05/28/25	4.210	50,000	209	1,222,069.44	4.375
	DN	FHLB		05/28/25	4.210	50,000	209	1,222,069.44	4.375
	YCD	KBC	4.360	05/28/25	4.360	50,000	63	381,500.00	4.421
	YCD	KBC	4.360	05/28/25	4.360	50,000	63	381,500.00	4.421
	YCD	MUFG BK	4.460	05/28/25	4.460	50,000	127	786,694.44	4.522
	YCD	MUFG BK	4.460	05/28/25	4.460	50,000	127	786,694.44	4.522
	YCD	BNP	4.520	05/28/25	4.520	50,000	163	1,023,277.78	4.583
	YCD	BNP	4.520	05/28/25	4.520	50,000	163	1,023,277.78	4.583
	YCD	UBS	4.490	05/28/25	4.490	50,000	175	1,091,319.44	4.552
	YCD	UBS	4.490	05/28/25	4.490	50,000	175	1,091,319.44	4.552
	YCD	SOC GEN	4.330	05/28/25	4.330	50,000	246	1,479,416.67	4.390
	YCD	SOC GEN	4.330	05/28/25	4.330	50,000	246	1,479,416.67	4.390
<b>05/28/25</b>	<b>PURCHASES</b>								
	CP	NYLIFE STF		07/01/25	4.360	50,000			
	CP	BOFA		02/02/26	4.330	50,000			
	CP	BOFA		02/02/26	4.330	50,000			
	DN	FHLMC		06/24/25	4.210	50,000			
	DN	FHLMC		06/24/25	4.210	50,000			
	DN	FNMA		06/24/25	4.210	50,000			
	DN	FNMA		06/24/25	4.210	50,000			
	DN	FNMA		06/24/25	4.210	50,000			
	DN	FNMA		06/24/25	4.210	50,000			
	DN	IBRD		06/24/25	4.230	50,000			
	DN	IBRD		06/24/25	4.230	50,000			
	DN	IBRD		06/24/25	4.230	50,000			
	DN	IBRD		06/24/25	4.230	50,000			
	DN	IBRD		06/24/25	4.230	50,000			
	DN	IBRD		06/24/25	4.230	50,000			
	DN	IBRD		11/14/25	4.160	50,000			
	DN	IBRD		11/14/25	4.160	50,000			
	TR	BILL		06/24/25	4.210	50,000			
	TR	BILL		06/24/25	4.210	50,000			
	TR	BILL		06/24/25	4.210	50,000			
	TR	BILL		06/24/25	4.210	50,000			
	TR	BILL		06/24/25	4.210	50,000			
	TR	BILL		06/24/25	4.210	50,000			
	TR	BILL		09/23/25	4.228	50,000			
	TR	BILL		09/23/25	4.228	50,000			
	TR	BILL		09/23/25	4.228	50,000			
	TR	BILL		09/23/25	4.230	50,000			
	TR	BILL		09/23/25	4.230	50,000			
	TR	BILL		09/23/25	4.230	50,000			

### INVESTMENT TRANSACTIONS

<u>DATE</u>	<u>TYPE</u>	<u>a/</u> <u>DESCRIPTION</u>	<u>CPN (%)</u>	<u>MATURITY</u> <u>DATE</u>	<u>b/</u> <u>TRANS</u> <u>YIELD (%)</u>	<u>d/</u> <u>PAR (\$)</u> <u>(000)</u>	<u>DAYS</u> <u>HELD</u>	<u>AMOUNT</u> <u>EARNED (\$)</u>	<u>EFFECTIVE</u> <u>YIELD (%)</u>
<b>05/28/25</b>	<b>PURCHASES (Continued)</b>								
	YCD	SVENSKA	4.400	09/02/25	4.400	50,000			
	YCD	SVENSKA	4.400	09/02/25	4.400	50,000			
	YCD	NORDEA ABP	4.410	11/14/25	4.410	50,000			
	YCD	NORDEA ABP	4.410	11/14/25	4.410	50,000			
<b>05/29/25</b>	<b>NO REDEMPTIONS</b>								
<b>05/29/25</b>	<b>PURCHASES</b>								
	CP	VERSAILLES		09/26/25	4.380	50,000			
	CP	VERSAILLES		09/26/25	4.380	50,000			
	CP	RBC NY		11/21/25	4.300	50,000			
	CP	RBC NY		11/21/25	4.300	50,000			
	DN	FHLB		06/24/25	4.205	50,000			
	DN	FHLB		06/24/25	4.205	50,000			
	DN	FHLB		07/10/25	4.225	50,000			
	DN	FHLB		07/10/25	4.225	50,000			
	DN	FHLB		02/27/26	4.020	50,000			
	DN	FHLB		02/27/26	4.020	50,000			
	TR	BILL		11/06/25	4.150	50,000			
	TR	BILL		11/06/25	4.150	50,000			
	TR	BILL		11/06/25	4.150	50,000			
	TR	BILL		11/06/25	4.155	50,000			
	TR	BILL		11/06/25	4.155	50,000			
	TR	BILL		11/06/25	4.155	50,000			
	TR	BILL		11/06/25	4.165	50,000			
	TR	BILL		11/06/25	4.165	50,000			
	TR	BILL		11/06/25	4.165	50,000			
	TR	BILL		11/06/25	4.165	50,000			
<b>05/30/25</b>	<b>REDEMPTIONS</b>								
	CP	JUPITER		05/30/25	4.400	50,000	35	213,888.89	4.480
	CP	CHARIOT		05/30/25	4.400	50,000	39	238,333.33	4.482
	CP	CHARIOT		05/30/25	4.400	50,000	39	238,333.33	4.482
	CP	APPLE		05/30/25	4.290	50,000	53	315,791.67	4.377
	CP	APPLE		05/30/25	4.290	50,000	53	315,791.67	4.377
	CP	LIBERTY		05/30/25	4.360	50,000	137	829,611.11	4.495
	CP	LIBERTY		05/30/25	4.360	50,000	137	829,611.11	4.495
	CP	FAIRWAY		05/30/25	4.450	50,000	162	1,001,250.00	4.604
	CP	JOHNSON		05/30/25	4.290	50,000	175	1,042,708.33	4.442
	CP	JOHNSON		05/30/25	4.290	50,000	175	1,042,708.33	4.442
	CP	BOFA		05/30/25	4.540	50,000	189	1,191,750.00	4.715
	CP	BOFA		05/30/25	4.540	50,000	189	1,191,750.00	4.715
	CP	THUNDER		05/30/25	4.450	50,000	204	1,260,833.33	4.629
	CP	CIBC HLD		05/30/25	4.410	50,000	206	1,261,750.00	4.587

**INVESTMENT TRANSACTIONS**

<u>DATE</u>	<u>TYPE</u>	<u>a/</u> <u>DESCRIPTION</u>	<u>CPN (%)</u>	<u>MATURITY</u> <u>DATE</u>	<u>b/</u> <u>TRANS</u> <u>YIELD (%)</u>	<u>d/</u> <u>PAR (\$)</u> <u>(000)</u>	<u>DAYS</u> <u>HELD</u>	<u>AMOUNT</u> <u>EARNED (\$)</u>	<u>EFFECTIVE</u> <u>YIELD (%)</u>
05/30/25	REDEMPTIONS (Continued)								
	CP	TOYOTA		05/30/25	4.440	50,000	212	1,307,333.33	4.623
	CP	TOYOTA		05/30/25	4.440	50,000	212	1,307,333.33	4.623
	CP	NATIXIS NY		05/30/25	4.470	50,000	212	1,316,166.67	4.655
	CP	NATIXIS NY		05/30/25	4.470	50,000	212	1,316,166.67	4.655
	DEB	FHLB	4.305	05/30/25	4.305	50,000	191	1,136,041.67	4.342
	DEB	FHLB	4.305	05/30/25	4.305	50,000	191	1,136,041.67	4.342
	DEB	FHLB	4.305	05/30/25	4.305	50,000	191	1,136,041.67	4.342
	DN	FHLB		05/30/25	4.130	50,000	150	860,416.67	4.261
	DN	FHLB		05/30/25	4.130	50,000	150	860,416.67	4.261
	DN	FFCB		05/30/25	4.100	50,000	151	859,861.11	4.230
	DN	FFCB		05/30/25	4.100	50,000	151	859,861.11	4.230
	DN	FFCB		05/30/25	4.110	50,000	155	884,791.67	4.242
	DN	FFCB		05/30/25	4.110	50,000	155	884,791.67	4.242
	DN	FHLB		05/30/25	4.170	50,000	155	897,708.33	4.305
	DN	FHLB		05/30/25	4.170	50,000	155	897,708.33	4.305
	DN	FHLB		05/30/25	4.145	50,000	161	926,868.06	4.282
	DN	FHLB		05/30/25	4.145	50,000	161	926,868.06	4.282
	DN	IBRD		05/30/25	4.200	50,000	163	950,833.33	4.341
	DN	IBRD		05/30/25	4.200	50,000	163	950,833.33	4.341
	DN	FFCB		05/30/25	4.100	50,000	168	956,666.67	4.238
	DN	FFCB		05/30/25	4.100	50,000	168	956,666.67	4.238
	DN	FHLB		05/30/25	4.150	50,000	170	979,861.11	4.292
	DN	FHLB		05/30/25	4.150	50,000	170	979,861.11	4.292
	DN	FFCB		05/30/25	4.180	50,000	175	1,015,972.22	4.326
	DN	FFCB		05/30/25	4.180	50,000	175	1,015,972.22	4.326
	DN	FFCB		05/30/25	4.240	50,000	190	1,118,888.89	4.397
	DN	FFCB		05/30/25	4.240	50,000	190	1,118,888.89	4.397
	DN	FHLB		05/30/25	4.275	50,000	192	1,140,000.00	4.436
	DN	FHLB		05/30/25	4.275	50,000	192	1,140,000.00	4.436
	DN	FHLB		05/30/25	4.235	50,000	198	1,164,625.00	4.396
	DN	FHLB		05/30/25	4.235	50,000	198	1,164,625.00	4.396
	DN	FHLB		05/30/25	4.200	50,000	206	1,201,666.67	4.363
	DN	FHLB		05/30/25	4.200	50,000	206	1,201,666.67	4.363
	DN	FHLB		05/30/25	4.220	50,000	213	1,248,416.67	4.388
	DN	FHLB		05/30/25	4.220	50,000	213	1,248,416.67	4.388
	DN	FHLB		05/30/25	4.205	50,000	214	1,249,819.44	4.373
	DN	FHLB		05/30/25	4.205	50,000	214	1,249,819.44	4.373
	YCD	DNB	4.310	05/30/25	4.310	50,000	15	89,791.67	4.370
	YCD	DNB	4.310	05/30/25	4.310	50,000	15	89,791.67	4.370
	YCD	NORINCHUK	4.380	05/30/25	4.380	50,000	30	182,500.00	4.441
	YCD	NORINCHUK	4.380	05/30/25	4.380	50,000	30	182,500.00	4.441
	YCD	SVENSKA	4.350	05/30/25	4.350	50,000	101	610,208.33	4.410
	YCD	SVENSKA	4.350	05/30/25	4.350	50,000	101	610,208.33	4.410
	YCD	SUMI TRUST	4.430	05/30/25	4.430	50,000	123	756,791.67	4.492
	YCD	SUMI TRUST	4.430	05/30/25	4.430	50,000	123	756,791.67	4.492
	YCD	SWEDBANK	4.350	05/30/25	4.350	50,000	133	803,541.67	4.410
	YCD	SWEDBANK	4.350	05/30/25	4.350	50,000	133	803,541.67	4.410

**INVESTMENT TRANSACTIONS**

<u>DATE</u>	<u>a/</u> <u>TYPE</u>	<u>DESCRIPTION</u>	<u>CPN (%)</u>	<u>MATURITY</u> <u>DATE</u>	<u>b/</u> <u>TRANS</u> <u>YIELD (%)</u>	<u>d/</u> <u>PAR (\$)</u> <u>(000)</u>	<u>DAYS</u> <u>HELD</u>	<u>AMOUNT</u> <u>EARNED (\$)</u>	<u>EFFECTIVE</u> <u>YIELD (%)</u>
<b>05/30/25</b>	<b>REDEMPTIONS (Continued)</b>								
	YCD	SE BANKEN	4.420	05/30/25	4.420	50,000	134	822,611.11	4.481
	YCD	TORONTO	4.520	05/30/25	4.520	50,000	155	973,055.56	4.583
	YCD	TORONTO	4.520	05/30/25	4.520	50,000	155	973,055.56	4.583
	YCD	RABOBANK	4.500	05/30/25	4.500	50,000	177	1,106,250.00	4.563
	YCD	RABOBANK	4.500	05/30/25	4.500	50,000	177	1,106,250.00	4.563
	YCD	CIC	4.610	05/30/25	4.610	50,000	185	1,184,513.89	4.674
	YCD	CIC	4.610	05/30/25	4.610	50,000	185	1,184,513.89	4.674
	YCD	NAT AUB	4.420	05/30/25	4.420	50,000	190	1,166,388.89	4.481
	YCD	NAT AUB	4.420	05/30/25	4.420	50,000	190	1,166,388.89	4.481
	YCD	NORDEA ABP	4.480	05/30/25	4.480	50,000	197	1,225,777.78	4.542
	YCD	NORDEA ABP	4.480	05/30/25	4.480	50,000	197	1,225,777.78	4.542
<b>05/30/25</b>	<b>PURCHASES</b>								
	CP	MUFG BK		06/09/25	4.310	50,000			
	CP	MUFG BK		06/09/25	4.310	50,000			
	CP	MUFG BK		06/09/25	4.310	50,000			
	CP	FAIRWAY		11/21/25	4.350	50,000			
	TR	BILL		06/24/25	4.220	50,000			
	TR	BILL		06/24/25	4.220	50,000			
	TR	BILL		06/24/25	4.220	50,000			
	TR	BILL		06/24/25	4.220	50,000			
	TR	BILL		09/23/25	4.210	50,000			
	TR	BILL		09/23/25	4.210	50,000			
	TR	BILL		09/23/25	4.210	50,000			
	TR	BILL		09/23/25	4.213	50,000			
	TR	BILL		09/23/25	4.213	50,000			
	TR	BILL		09/23/25	4.213	50,000			
	YCD	SWEDBANK	4.380	10/14/25	4.380	50,000			
	YCD	SWEDBANK	4.380	10/14/25	4.380	50,000			
<b>05/31/25</b>	<b>REDEMPTIONS</b>								
	TR	NOTE	4.250	05/31/25	4.750	50,000	705	4,556,074.97	4.774
	TR	NOTE	4.250	05/31/25	4.750	50,000	705	4,556,074.97	4.774
	TR	NOTE	4.250	05/31/25	4.750	50,000	705	4,556,074.97	4.774
	TR	NOTE	4.250	05/31/25	4.750	50,000	705	4,556,074.97	4.774
	TR	NOTE	4.250	05/31/25	4.750	50,000	705	4,556,074.97	4.774
	TR	NOTE	4.250	05/31/25	4.750	50,000	705	4,556,074.97	4.774
	TR	NOTE	4.250	05/31/25	4.752	50,000	705	4,558,028.09	4.776
	TR	NOTE	4.250	05/31/25	4.752	50,000	705	4,558,028.09	4.776
	TR	NOTE	4.250	05/31/25	4.752	50,000	705	4,558,028.09	4.776
	TR	NOTE	4.250	05/31/25	4.750	50,000	715	4,619,994.45	4.774
	TR	NOTE	4.250	05/31/25	4.750	50,000	715	4,619,994.45	4.774
	TR	NOTE	4.250	05/31/25	4.750	50,000	715	4,619,994.45	4.774

**INVESTMENT TRANSACTIONS**

<u>DATE</u>	<u>TYPE</u>	<u>a/</u> <u>DESCRIPTION</u>	<u>CPN (%)</u>	<u>MATURITY</u> <u>DATE</u>	<u>b/</u> <u>TRANS</u> <u>YIELD (%)</u>	<u>d/</u> <u>PAR (\$)</u> <u>(000)</u>	<u>DAYS</u> <u>HELD</u>	<u>AMOUNT</u> <u>EARNED (\$)</u>	<u>EFFECTIVE</u> <u>YIELD (%)</u>
05/31/25	REDEMPTIONS (Continued)								
	TR	NOTE	4.250	05/31/25	4.750	50,000	715	4,619,994.45	4.774
	TR	NOTE	4.250	05/31/25	4.750	50,000	715	4,619,994.45	4.774
	TR	NOTE	4.250	05/31/25	4.750	50,000	715	4,619,994.45	4.774
	TR	NOTE	4.250	05/31/25	4.361	50,000	730	4,349,662.74	4.371
	TR	NOTE	4.250	05/31/25	4.361	50,000	730	4,349,662.74	4.371
	TR	NOTE	4.250	05/31/25	4.361	50,000	730	4,349,662.74	4.371

## FOOTNOTES

<u>a/</u>	The abbreviations indicate the type of security purchased, sold, or redeemed:
BA	Bankers Acceptances
BN	Bank Notes
CB	Corporate Bonds
CB CL	Callable Corporate Bonds
CB FR	Floating Rate Corporate Bonds
CD	Negotiable Certificates of Deposit
CD FR	Floating Rate Negotiable Certificates of Deposit
CP	Commercial Paper
DEB	Federal/Supranational Agency Debentures – Federal Home Loan Bank (FHLB), Federal Home Loan Mortgage Corporation (FHLMC), Federal National Mortgage Association (FNMA), Federal Farm Credit Bank (FFCB), Federal Land Banks (FLB), Federal Intermediate Credit Banks (FICB), Federal Agricultural Mortgage Corporation (FAMC), Central Bank for Cooperatives (CBC), Tennessee Valley Authority (TVA), Commodity Credit Corporation (CCC), International Bank for Reconstruction and Development (IBRD), Inter-American Development Bank (IADB), International Finance Corporation (IFC), Government Development Bank for Puerto Rico (DBPR), European Bank for Reconstruction and Development (EBRD), European Investment Bank (EIB).
DEB CL	Federal/Supranational Agency Callable Debentures – FHLB, FHLMC, FNMA, FFCB, FLB, FICB, FAMC, CBC, TVA, CCC, IBRD, IADB, IFC, DBPR, EBRD, EIB, DBPR, EBRD, EIB.
DEB FR	Federal/Supranational Agency Floating Rate Debentures – FHLB, FHLMC, FNMA, FFCB, FLB, FICB, FAMC, CBC, TVA, CCC, IBRD, IADB, IFC, DBPR, EBRD, EIB.
DN	Federal/Supranational Agency Discount Notes- FHLB, FHLMC, FNMA, FFCB, FLB, FICB, FAMC, CBC, TVA, CCC, IBRD, IADB, IFC, DBPR, EBRD, EIB.
PC	Federal Agency Mortgage-backed Pass-through Certificates – FHLMC, FNMA, Government National Mortgage Investment Conduit (GNMA)
SBA FR	Floating Rate Small Business Administration (SBA) Loan Pools
REMIC	Federal Agency Real Estate Mortgage Investment Conduits – FHLMC, FNMA
TR	U.S. Treasury Bills, Notes
YCD	Negotiable Yankee Certificates of Deposit
YCD FR	Floating Rate Negotiable Yankee Certificates of Deposit
<u>b/</u>	Industry standard purchase yield calculation
<u>c/</u>	Repurchase Agreement
<u>d/</u>	Par amount of securities purchased, sold or redeemed
<u>e/</u>	Securities were purchased and sold as of the same date
<u>f/</u>	Repurchase Agreement against Reverse Repurchase Agreement
<u>g/</u>	Outright purchase against Reverse Repurchase Agreement
<u>h/</u>	Security “SWAP” transactions
<u>i/</u>	Buy back agreement
RRP	Termination of Reverse Repurchase Agreement
RRS	Reverse Repurchase Agreement

**TIME DEPOSITS**

<b>FINANCIAL INSTITUTION</b>	<b>DEPOSIT DATE</b>	<b>YIELD (%)</b>	<b>PAR AMOUNT (\$)</b>	<b>MATURITY DATE</b>
<b>ALHAMBRA</b>				
New Omni Bank, N.A.	03/14/25	4.110	30,000,000.00	09/12/25
New Omni Bank, N.A.	04/10/25	4.050	9,000,000.00	10/09/25
<b>BREA</b>				
American First Credit Union	12/13/24	4.220	23,000,000.00	06/13/25
American First Credit Union	03/05/25	4.200	27,000,000.00	09/03/25
<b>CHICO</b>				
Tri Counties Bank	03/05/25	4.240	50,000,000.00	06/04/25
Tri Counties Bank	04/25/25	4.110	50,000,000.00	09/12/25
<b>DOWNEY</b>				
Financial Partners Credit Union	04/03/25	4.280	10,000,000.00	07/03/25
Financial Partners Credit Union	04/24/25	4.290	20,000,000.00	07/24/25
<b>EL CENTRO</b>				
Community Valley Bank	01/03/25	4.160	8,000,000.00	07/03/25
Community Valley Bank	02/13/25	4.220	8,000,000.00	08/14/25
Community Valley Bank	05/15/25	4.320	8,000,000.00	08/14/25
<b>EL MONTE</b>				
Cathay Bank	02/13/25	4.250	50,000,000.00	08/14/25
Cathay Bank	03/13/25	4.130	25,000,000.00	09/11/25
Cathay Bank	05/08/25	4.130	125,000,000.00	11/06/25
Cathay Bank	05/21/25	4.190	100,000,000.00	11/19/25
<b>FRESNO</b>				
FFB (FKA Fresno First Bank)	04/03/25	4.210	2,000,000.00	07/03/25
<b>FOLSOM</b>				
Safe Credit Union	03/05/25	4.190	1,000,000.00	09/03/25
<b>GARDEN GROVE</b>				
US Metro Bank	12/04/24	4.360	10,000,000.00	06/04/25
US Metro Bank	12/05/24	4.320	20,000,000.00	06/05/25
US Metro Bank	01/15/25	4.230	20,000,000.00	07/16/25
US Metro Bank	05/16/25	4.160	5,000,000.00	11/14/25
<b>HUNTINGTON BEACH</b>				
Nuvison Federal Credit Union	04/03/25	4.280	25,000,000.00	07/03/25

## TIME DEPOSITS

<u>FINANCIAL INSTITUTION</u>	<u>DEPOSIT</u>		<u>PAR</u>	<u>MATURITY</u>
	<u>DATE</u>	<u>YIELD (%)</u>	<u>AMOUNT (\$)</u>	<u>DATE</u>
<b>IRVINE</b>				
CommerceWest Bank	03/05/25	4.240	13,000,000.00	06/04/25
CommerceWest Bank	04/10/25	4.240	15,000,000.00	07/10/25
CommerceWest Bank	04/18/25	4.250	5,000,000.00	07/18/25
CommerceWest Bank	05/07/25	4.260	12,000,000.00	08/06/25
CommerceWest Bank	04/10/25	4.070	15,000,000.00	10/09/25
CommerceWest Bank	05/08/25	4.120	15,000,000.00	11/06/25
Commercial Bank of California	01/03/25	4.190	1,000,000.00	07/03/25
Pacific Premier Bank	04/04/25	4.130	50,000,000.00	10/03/25
<b>LODI</b>				
Farmers & Merchants Bank of Central CA	04/09/25	4.180	3,000,000.00	07/09/25
<b>LOS ANGELES</b>				
Bank of Hope	02/12/25	4.250	90,000,000.00	08/13/25
Bank of Hope	03/07/25	4.170	75,000,000.00	09/05/25
Bank of Hope	03/14/25	4.140	135,000,000.00	09/12/25
Commonwealth Business Bank	03/06/25	4.120	12,000,000.00	09/04/25
Commonwealth Business Bank	03/07/25	4.140	13,000,000.00	09/05/25
Commonwealth Business Bank	05/01/25	4.070	5,000,000.00	10/30/25
CTBC Bank Corp. (USA)	12/13/24	4.210	40,000,000.00	06/13/25
CTBC Bank Corp. (USA)	01/09/25	4.170	50,000,000.00	07/10/25
CTBC Bank Corp. (USA)	02/13/25	4.240	50,000,000.00	08/14/25
CTBC Bank Corp. (USA)	02/14/25	4.260	60,000,000.00	08/15/25
Hanmi Bank	12/12/24	4.260	30,000,000.00	06/12/25
Hanmi Bank	01/08/25	4.180	20,000,000.00	07/09/25
Hanmi Bank	01/24/25	4.220	10,000,000.00	07/09/25
Hanmi Bank	02/07/25	4.210	30,000,000.00	08/08/25
Hanmi Bank	03/13/25	4.120	30,000,000.00	09/11/25
Hanmi Bank	05/08/25	4.120	30,000,000.00	11/06/25
Open Bank	12/04/24	4.360	20,000,000.00	06/04/25
Open Bank	01/03/25	4.190	14,000,000.00	07/03/25
Open Bank	04/04/25	4.260	30,000,000.00	07/03/25
Open Bank	01/29/25	4.190	26,000,000.00	07/30/25
Open Bank	03/13/25	4.130	30,000,000.00	09/11/25
PCB Bank (FKA Pacific City Bank)	01/08/25	4.170	30,000,000.00	07/09/25
PCB Bank (FKA Pacific City Bank)	01/10/25	4.170	10,000,000.00	07/11/25
PCB Bank (FKA Pacific City Bank)	03/12/25	4.130	20,000,000.00	09/10/25
Preferred Bank	03/12/25	4.110	125,000,000.00	09/10/25
Preferred Bank	04/03/25	4.100	100,000,000.00	10/02/25
Preferred Bank	05/08/25	4.100	20,000,000.00	11/06/25
Royal Business Bank	03/14/25	4.140	15,000,000.00	09/12/25
Royal Business Bank	05/09/25	4.130	5,000,000.00	11/07/25
State Bank of India (California)	01/29/25	4.190	19,000,000.00	07/30/25
State Bank of India (California)	03/12/25	4.140	30,000,000.00	09/10/25
State Bank of India (California)	04/24/25	4.100	6,000,000.00	10/23/25

**TIME DEPOSITS**

<b>FINANCIAL INSTITUTION</b>	<b>DEPOSIT DATE</b>	<b>YIELD (%)</b>	<b>PAR AMOUNT (\$)</b>	<b>MATURITY DATE</b>
<b>OAKLAND</b>				
Beneficial State Bank	12/06/24	4.290	1,000,000.00	06/06/25
Metropolitan Bank	02/13/25	4.250	1,000,000.00	08/14/25
Metropolitan Bank	02/27/25	4.210	2,000,000.00	08/28/25
<b>ONTARIO</b>				
Citizens Business Bank	03/12/25	4.240	50,000,000.00	06/11/25
<b>PALOS VERDES ESTATES</b>				
Malaga Bank F.S.B.	01/03/25	4.160	5,000,000.00	07/03/25
Malaga Bank F.S.B.	01/10/25	4.150	46,000,000.00	07/11/25
<b>PASADENA</b>				
American Plus Bank, N.A.	04/09/25	4.160	5,000,000.00	07/09/25
American Plus Bank, N.A.	04/04/25	4.210	10,000,000.00	07/11/25
American Plus Bank, N.A.	01/17/25	4.160	14,000,000.00	07/18/25
American Plus Bank, N.A.	01/24/25	4.170	6,000,000.00	07/25/25
American Plus Bank, N.A.	04/30/25	4.200	3,000,000.00	07/30/25
American Plus Bank, N.A.	05/08/25	4.220	4,000,000.00	08/07/25
American Plus Bank, N.A.	02/12/25	4.190	8,000,000.00	08/13/25
American Plus Bank, N.A.	03/14/25	4.090	5,000,000.00	09/12/25
East West Bank	01/03/25	4.160	50,000,000.00	07/03/25
East West Bank	01/08/25	4.150	175,000,000.00	07/09/25
East West Bank	01/24/25	4.190	75,000,000.00	07/25/25
Wescom Central Credit Union	03/07/25	4.280	50,000,000.00	06/06/25
Wescom Central Credit Union	03/12/25	4.270	50,000,000.00	06/11/25
Wescom Central Credit Union	04/10/25	4.270	50,000,000.00	07/10/25
Wescom Central Credit Union	04/11/25	4.310	25,000,000.00	07/11/25
<b>PORTERVILLE</b>				
Bank of The Sierra	04/24/25	4.260	10,000,000.00	07/24/25
<b>REDDING</b>				
Cornerstone Community Bank	04/16/25	4.290	9,000,000.00	07/16/25

## TIME DEPOSITS

<u>FINANCIAL INSTITUTION</u>	<u>DEPOSIT</u>		<u>PAR</u>	<u>MATURITY</u>
	<u>DATE</u>	<u>YIELD (%)</u>	<u>AMOUNT (\$)</u>	<u>DATE</u>
<b>REDWOOD CITY</b>				
Provident Credit Union	12/04/24	4.360	20,000,000.00	06/04/25
Provident Credit Union	12/06/24	4.280	20,000,000.00	06/06/25
Provident Credit Union	12/13/24	4.220	20,000,000.00	06/13/25
Provident Credit Union	01/09/25	4.180	20,000,000.00	07/10/25
Provident Credit Union	01/09/25	4.180	20,000,000.00	07/10/25
Provident Credit Union	02/06/25	4.210	20,000,000.00	08/07/25
Provident Credit Union	03/13/25	4.130	40,000,000.00	09/11/25
Provident Credit Union	04/03/25	4.130	20,000,000.00	10/02/25
Provident Credit Union	05/01/25	4.100	50,000,000.00	10/30/25
Provident Credit Union	05/15/25	4.160	20,000,000.00	11/13/25
<b>RIVERSIDE</b>				
Provident Savings Bank, FSB	03/06/25	4.250	50,000,000.00	06/05/25
<b>ROSEMEAD</b>				
Pacific Alliance Bank	04/02/25	4.130	4,000,000.00	10/01/25
<b>ROSEVILLE</b>				
Five Star Bank	03/12/25	4.220	10,000,000.00	06/11/25
Five Star Bank	03/12/25	4.220	30,000,000.00	06/11/25
Five Star Bank	01/09/25	4.170	75,000,000.00	07/10/25
Five Star Bank	04/10/25	4.220	125,000,000.00	07/10/25
Five Star Bank	05/21/25	4.160	50,000,000.00	11/19/25
<b>SACRAMENTO</b>				
Golden 1 Credit Union	03/05/25	4.250	75,000,000.00	06/04/25
Golden 1 Credit Union	03/13/25	4.250	75,000,000.00	06/12/25
Golden 1 Credit Union	05/01/25	4.250	150,000,000.00	07/31/25
River City Bank	03/07/25	4.230	50,000,000.00	06/06/25
<b>SAN DIEGO</b>				
Axos Bank	12/05/24	4.290	100,000,000.00	06/05/25
Axos Bank	02/26/25	4.210	25,000,000.00	08/27/25
Axos Bank	03/12/25	4.110	100,000,000.00	09/10/25
Axos Bank	04/09/25	4.020	50,000,000.00	10/08/25
Axos Bank	04/16/25	4.060	25,000,000.00	10/15/25
California Bank of Commerce, N.A.	04/30/25	4.130	5,000,000.00	10/29/25
California Coast Credit Union	05/14/25	4.320	1,000,000.00	08/13/25
Mission Federal Credit Union	01/03/25	4.160	50,000,000.00	07/03/25
Mission Federal Credit Union	01/29/25	4.160	50,000,000.00	07/30/25
Mission Federal Credit Union	04/16/25	4.060	50,000,000.00	10/15/25

## TIME DEPOSITS

<u>FINANCIAL INSTITUTION</u>	<u>DEPOSIT</u>		<u>PAR</u>	<u>MATURITY</u>
	<u>DATE</u>	<u>YIELD (%)</u>	<u>AMOUNT (\$)</u>	<u>DATE</u>
<b>SAN FRANCISCO</b>				
Bank of San Francisco	03/07/25	4.230	10,000,000.00	06/06/25
Beacon Business Bank	04/24/25	4.110	1,000,000.00	10/23/25
Mission National Bank	04/09/25	4.210	15,000,000.00	07/09/25
Mission National Bank	04/17/25	4.270	5,000,000.00	07/17/25
<b>SAN JOSE</b>				
Meriwest Credit Union	04/10/25	4.090	10,000,000.00	10/09/25
Meriwest Credit Union	05/07/25	4.160	10,000,000.00	11/05/25
Technology Credit Union	04/04/25	4.270	100,000,000.00	07/11/25
Technology Credit Union	01/30/25	4.200	50,000,000.00	07/31/25
Technology Credit Union	02/27/25	4.220	100,000,000.00	08/28/25
Technology Credit Union	05/15/25	4.170	50,000,000.00	11/13/25
<b>SANTA ANA</b>				
Banc of California	12/06/24	4.290	25,000,000.00	06/06/25
Banc of California	01/09/25	4.190	75,000,000.00	07/10/25
Banc of California	01/15/25	4.240	75,000,000.00	07/16/25
Banc of California	01/16/25	4.240	125,000,000.00	07/17/25
<b>SANTA ROSA</b>				
Poppy Bank	03/05/25	4.270	50,000,000.00	06/04/25
Poppy Bank	03/05/25	4.270	72,000,000.00	06/04/25
Poppy Bank	03/07/25	4.280	23,000,000.00	06/06/25
Poppy Bank	04/09/25	4.230	50,000,000.00	07/09/25
Poppy Bank	04/17/25	4.290	70,000,000.00	07/17/25
Poppy Bank	05/15/25	4.370	30,000,000.00	08/14/25
<b>SUN VALLEY</b>				
Mission Valley Bank	01/29/25	4.180	10,000,000.00	07/30/25
<b>TUSTIN</b>				
SchoolsFirst Federal Credit Union	01/09/25	4.180	50,000,000.00	07/10/25
SchoolsFirst Federal Credit Union	04/30/25	4.120	50,000,000.00	10/29/25
<b>VACAVILLE</b>				
Travis Credit Union	03/07/25	4.260	100,000,000.00	06/06/25
Travis Credit Union	02/06/25	4.210	50,000,000.00	08/07/25
Travis Credit Union	04/10/25	4.080	50,000,000.00	10/09/25
Travis Credit Union	05/14/25	4.160	25,000,000.00	11/12/25
<b>WALNUT CREEK</b>				
Mechanics Bank	02/20/25	4.270	1,000,000.00	08/21/25

**TIME DEPOSITS**

<u>FINANCIAL INSTITUTION</u>	<u>DEPOSIT DATE</u>	<u>YIELD (%)</u>	<u>PAR AMOUNT (\$)</u>	<u>MATURITY DATE</u>
<b>WATSONVILLE</b>				
Santa Cruz County Bank	04/04/25	4.110	10,000,000.00	10/03/25
<b>TOTAL TIME DEPOSITS MAY 2025</b>			<b>5,281,000,000.00</b>	

**BANK DEMAND DEPOSITS**  
**MAY 2025**  
(\$ in thousands)

**DAILY BALANCES**

<u>DAY OF MONTH</u>		<u>BANK BALANCES</u>		<u>INTEREST BEARING BANK BALANCES</u>		<u>WARRANTS OUTSTANDING</u>
1	\$	220,195	\$	1,340,000	\$	5,279,195
2		200,287		1,250,000		5,468,134
3		200,287		1,250,000		5,468,134
4		200,287		1,250,000		5,468,134
5		159,976		1,230,000		5,471,620
6		216,958		1,110,000		5,142,102
7		218,690		980,000		4,622,747
8		131,200		1,160,000		5,365,867
9		198,432		1,155,000		5,194,435
10		198,432		1,155,000		5,194,435
11		198,432		1,155,000		5,194,435
12		213,194		1,270,000		5,149,251
13		202,592		1,270,000		5,087,558
14		182,411		1,250,000		4,968,409
15		262,671		1,275,000		5,135,553
16		20,635		1,420,000		5,347,823
17		20,635		1,420,000		5,347,823
18		20,635		1,420,000		5,347,823
19		308,034		1,225,000		5,237,562
20		320,438		1,350,000		5,054,233
21		283,415		1,350,000		5,401,590
22		339,416		1,200,000		5,246,984
23		189,382		1,280,000		5,592,555
24		189,382		1,280,000		5,592,555
25		189,382		1,280,000		5,592,555
26		189,382		1,280,000		5,592,555
27		238,022		1,230,000		5,950,278
28		174,427		1,000,000		5,455,356
29		187,674		1,017,000		5,168,189
30		201,794		1,065,000		5,468,279
31		201,794		1,065,000		5,468,759
<b>AVERAGE DOLLAR DAYS</b>		\$196,080 <u>a/</u>		\$1,225,226 <u>b/</u>		

a/ The prescribed bank balance for May was \$196,629. This consisted of \$120,807 in compensating balances for services, balances for uncollected funds of \$76,508 and a deduction of \$686 for May delayed deposit credit.

b/ Represents the average bank balance in the Interest Bearing Demand Accounts.

**DESIGNATION BY POOLED MONEY INVESTMENT BOARD  
OF TREASURY POOLED MONEY INVESTMENTS AND DEPOSITS**

1911

In accordance with sections 16480 through 16480.8 of the Government Code (GC), the Pooled Money Investment Board, at its meeting on May 21, 2025, has determined and designated the amount of money available for deposit and investment as of May 14, 2025, under said sections. In accordance with sections 16480.1 and 16480.2 of the GC, it is the intent that the money available for deposit or investment be deposited in bank accounts and savings and loan associations or invested in securities in such a manner so as to realize the maximum return consistent with safe and prudent treasury management, and the Board does hereby designate the amount of money available for deposit in bank accounts, savings and loan associations, and for investment in securities and the type of such deposits and investments as follows:

1. In accordance with Treasurer's Office policy, for deposit in demand bank accounts as:

a. Compensating Balance for Services 121,000,000

The active noninterest-bearing bank accounts designation constitutes a calendar month average balance. For purposes of computing the compensating balances, the Treasurer shall exclude from the daily balances any amounts contained therein as a result of nondelivery of securities purchased for "cash" for the Pooled Money Investment Account and shall adjust for any deposits not credited by the bank as of the date of deposit. The balances in such accounts may fall below the above amount provided that the balances computed by dividing the sum of daily balances of that calendar month by the number of days in the calendar month reasonably approximates that amount. The balances may exceed this amount during heavy collection periods or in anticipation of large impending warrant presentations to the Treasury, but the balances are to be maintained in such a manner as to realize the maximum return consistent with safe and prudent treasury management.

b. Interest Bearing Accounts for Cash Flow Variability: \$ 1,500,000,000  
JP Morgan Chase Bank \$ 500,000,000  
BMO Bank, N.A. \$ 500,000,000  
US Bank \$ 500,000,000

The interest bearing bank account designation represents targeted balances to be averaged over one month's period to smooth cash flow variability. The balances may fluctuate above and below these amounts as needed to manage cash flow variances and to meet daily liquidity needs. Interest earnings for these accounts will be calculated according to the terms of the agreement between the Treasurer's Office and the account's depository bank, paid monthly and recorded as a deposit into the state's main demand deposit account, and allocated quarterly by the State Controller's Office as directed by GC 16475 and GC 16480.6.

2. In accordance with law, for investment in securities authorized by section 16430, GC, or in term interest-bearing deposits in banks and savings and loan associations as follows:

	From	To	Transactions	In Securities (GC section 16430)	Time Deposits in Various Financial Institutions (GC sections 16503a and 16602)	Estimated Total
(1)	5/19/2025	5/23/2025	\$ 1,108,000,000	\$ (421,922,000)	\$ 5,281,000,000	\$ 4,859,078,000
(2)	5/26/2025	5/30/2025	\$ (6,214,834,000)	\$ (6,636,756,000)	\$ 5,281,000,000	\$ (1,355,756,000)
(3)	6/2/2025	6/6/2025	\$ (406,300,000)	\$ (7,043,056,000)	\$ 5,281,000,000	\$ (1,762,056,000)
(4)	6/9/2025	6/13/2025	\$ 867,100,000	\$ (6,175,956,000)	\$ 5,281,000,000	\$ (894,956,000)
(5)	6/16/2025	6/20/2025	\$ 5,813,600,000	\$ (362,356,000)	\$ 5,281,000,000	\$ 4,918,644,000

From any of the amounts specifically designated above, not more than 30 percent in the aggregate may be invested in prime commercial paper under section 16430(e), GC.

Additional amounts available in treasury trust account and in the Treasury from time to time, in excess of the amounts and for the same types of investments as specifically designated above.

Provided, that the availability of the amounts shown under paragraph 2 is subject to reduction in the amount by which the bank accounts under paragraph 1 would otherwise be reduced below the calendar month average balance 121,000,000.

Dated: May 21, 2025

POOLED MONEY INVESTMENT BOARD:

Signatures on file at STO

---

Chair

---

Member

---

Member

**LOS ANGELES COUNTY TREASURER  
PENDING TRANSACTIONS DETAIL REPORT  
AS OF JUNE 30, 2025  
ATTACHMENT XVIII**

**There were no Pending Transactions.**