



**COUNTY OF LOS ANGELES  
TREASURER AND TAX COLLECTOR**

Kenneth Hahn Hall of Administration  
500 West Temple Street, Room 437  
Los Angeles, California 90012  
Telephone: (213) 974-2101 Fax: (213) 626-1812  
ttc.lacounty.gov and propertytax.lacounty.gov

**ELIZABETH BUENROSTRO GINSBERG**  
TREASURER AND TAX COLLECTOR

Board of Supervisors

**HILDA L. SOLIS**  
First District

**HOLLY J. MITCHELL**  
Second District

**LINDSEY P. HORVATH**  
Third District

**JANICE HAHN**  
Fourth District

**KATHRYN BARGER**  
Fifth District

June 30, 2025

TO: Supervisor Kathryn Barger, Chair  
Supervisor Hilda L. Solis, Chair Pro Tem  
Supervisor Holly J. Mitchell  
Supervisor Janice Hahn  
Supervisor Lindsey P. Horvath

FROM: Elizabeth Buenrostro Ginsberg  
Treasurer and Tax Collector

SUBJECT: **REPORT OF INVESTMENTS FOR THE MONTH OF MAY 2025**

The Report of Investments for the month of May 2025 has been compiled pursuant to the California Government Code and the Treasurer and Tax Collector's Investment Policy.

All investments made during the month of May 2025 were in accordance with the California Government Code and conform to the Treasurer and Tax Collector's Investment Policy.

The attached Schedules A and B summarize important Treasury Pool information. You will find the complete monthly Report of Investments at the following link:

<https://ttc.lacounty.gov/monthly-reports/>

Should you have any questions, please contact me directly or your staff may contact Ms. Damia J. Johnson, Assistant Treasurer and Tax Collector, of my staff at (213) 974-2139 or [djohnson@ttc.lacounty.gov](mailto:djohnson@ttc.lacounty.gov).

EBG:LP:DJJ:JK:bp

**Attachments**

c: Chief Executive Officer  
Executive Officer, Board of Supervisors  
Auditor-Controller  
County Counsel

TREASURER AND TAX COLLECTOR  
REPORT OF INVESTMENTS FOR MAY 2025

Detailed information regarding the pooled and specific portfolios, related earnings, and data required to be disclosed pursuant to statute is shown in the following report attachments.

GENERAL PORTFOLIO SCHEDULES

- A - Portfolio Profiles
- A1 - Credit Quality Distribution and Concentration of Credit Risk
- B - Pooled Surplus Investments (PSI) Earnings Report
- C - Summary Report of Treasurer's Depository Accounts
- D - Treasurer's Activity and Cash Availability for the Next Six-Month Period
- E - Treasurer's Investment Strategy

ATTACHMENTS

- I. Definitions of Securities
  - Detailed descriptions of the major security types invested in by the Treasury
- II. Compliance Report
  - Detailed report of transactions, if any, which deviate from the Treasurer's investment policy
- III. Performance Report
  - Daily portfolio investment balances and monthly averages
- IV. Earnings on Investments (Accrual Basis) Chart
  - Graphic presentation of PSI net earning rates
- V. Net Income for Month
  - Accrual basis net income for month, gross revenue less expenditures

TREASURER AND TAX COLLECTOR  
REPORT OF INVESTMENTS FOR MAY 2025

ATTACHMENTS

- VI. PSI Portfolio Participant Composition
  - Percentage breakdown by participant in the PSI Portfolio
- VII. Composition of PSI Portfolio by Type Chart
  - Graphic presentation of the percentage composition of the PSI Portfolio by major security type
- VIII. Investment Transaction Journal
  - Listing of securities purchased, sold and transferred between portfolios during the month
- IX. Comparison of Investment Cost to Market Value
  - Summary comparison of investment amortized cost to market value by security type
- X. Treasurer Position Compared to Market Value Report
  - Inventory listing of portfolio securities showing amortized cost and market value for each investment
- XI. Trustee and Managed Funds
  - Listing of funds and accounts managed by outside trustees
- XII. Schedule of Floating Rate Securities
  - Inventory listing of portfolio securities where the stated interest rate changes between the purchase date and the maturity date
- XIII. Schedule of Bond Anticipation Notes
  - Inventory listing of Bond Anticipation Notes held by the PSI Portfolio and their current interest rates
- XIV. Inventory Report – Totals Section Security Type Grouping
  - Summary of weighted-average time to maturity by security type

TREASURER AND TAX COLLECTOR  
REPORT OF INVESTMENTS FOR MAY 2025

ATTACHMENTS

XV. Inventory Report – Totals Section Maturity Range Grouping

Summary of the amortized cost value of securities maturing within selected time frames

XVI. Composition of PSI Portfolio by Maturity Chart

Graphic presentation of the percentage composition of the PSI Portfolio by selected maturity ranges

XVII. Pooled Money Investment Board Letter – Treasurer State of California

Summary of State Treasurer's Local Agency Investment Fund (LAIF)

XVIII. Pending Transactions Report

Detailed report of transactions with future settlement dates

**POOLED SURPLUS AND SPECIFIC PURPOSE INVESTMENTS  
AS OF MAY 31, 2025**

**SCHEDULE A**

<u>PORTFOLIO PROFILE</u>	<u>Pooled Surplus Investments</u>	<u>Specific Purpose Investments</u>
Inventory Balance at 05/31/25		
At Cost	\$ 60,636,667,279	\$ 312,601,590
At Market	\$ 59,048,715,830	\$ 290,696,075
Repurchase Agreements	\$ -	\$ -
Reverse Repurchase Agreements	\$ -	\$ -
Composition by Security Type:		
Certificates of Deposit	3.21%	0.00%
United States Government and Agency Obligations	66.85%	85.39%
Bankers Acceptances	0.00%	0.00%
Commercial Paper	29.88%	0.00%
Municipal Obligations	0.06%	0.52%
Corporate and Deposit Notes	0.00%	0.00%
Repurchase Agreements	0.00%	0.00%
Asset-Backed	0.00%	0.00%
Other	0.00%	14.09%
1-60 days	45.73%	35.07%
61 days-1 year	24.59%	40.93%
Over 1 year	29.68%	24.00%
Weighted Average Days to Maturity	558	

**POOLED SURPLUS AND SPECIFIC PURPOSE INVESTMENTS  
AS OF MAY 31, 2025**

**SCHEDULE A1**

The following is a summary of the credit quality distribution and concentration of credit risk by investment type as a percentage of each portfolio's cost at May 31, 2025:

<u>PSI</u>	<u>S&amp;P</u>	<u>Moody's</u>	<u>Fitch</u>	<u>% of Portfolio</u>
Commercial Paper	A-1	P-1	F1	29.88%
Municipals:				
Los Angeles County Securities	AA+	Aa1	AAA	0.06%
Negotiable Certificates of Deposit	A-1	P-1	F1+	3.21%
U.S. Agency Securities	AA+	Aaa	AAA	43.80%
U.S. Treasury Securities:				
U.S. Treasury Notes	AA+	Aaa	AA+	3.62%
U.S. Treasury Bills	AA+	Aaa	AA+	19.43%
				<u>100.00%</u>
				<u>100.00%</u>
<u>SPI</u>				
Local Agency Investment Fund	Not Rated	Not Rated	Not Rated	14.09%
Los Angeles County Securities	AAA	Aa1	AAA	0.52%
U.S. Agency Securities	AA+	Aaa	AAA	23.48%
U.S. Treasury Securities:				
U.S. Treasury Bills	AA+	Aaa	AA+	61.91%
				<u>100.00%</u>
				<u>100.00%</u>

**POOLED SURPLUS INVESTMENTS (PSI) EARNINGS REPORT  
MAY 31, 2025**

**SCHEDULE B**

**TREASURER POOLED SURPLUS  
INVESTMENTS PORTFOLIO**

Investment Balance 05/31/25	\$ 60,636,667,279
Market Value at 05/31/25	\$ 59,048,715,830
Average Daily Balance	\$ 61,026,100,873
Gains and Losses:	
For the Month	\$ -
For the Past 12 Months	\$ 349,035
Unrealized Gains and Losses on Transfers between Portfolio for the Month	\$ -
Earnings for the Month	\$ 187,430,925
Earnings for the Past 12 Months	\$ 2,161,903,545
Earnings Rate for the Month	3.60%

**SUMMARY REPORT OF TREASURER'S DEPOSITORY ACCOUNTS**

**AS OF MAY 31, 2025**

**SCHEDULE C**

<u>Bank Name</u>	<u>Balance</u>
Bank of America - Concentration	\$ 34,369,665.46
Bank of Montreal - Concentration	\$ 109,440,480.97 (A)
Citibank - Concentration	\$ 241.20
JP Morgan Chase - Concentration	\$ 102,059,117.66 (B)
Wells Fargo - Concentration	\$ <u>-</u>
Total Ledger Balance for all Banks	\$ <u><u>245,869,505.29</u></u>

(A) \$100 million of this amount is related to the deposit of funds in an interest-bearing money market savings account, in accordance with the Treasurer's authority under California Government Code Section 53633.

(B) \$100 million of this amount is related to the deposit of funds in an interest-bearing money market savings account, in accordance with the Treasurer's authority under California Government Code Section 53633.

TREASURER'S ACTIVITY FOR MAY 2025  
AND CASH AVAILABILITY  
FOR THE NEXT SIX-MONTH PERIOD

SCHEDULE D

Government Code Section 53646 (b) (3) requires the Treasurer and Tax Collector to include a statement in the investment report, denoting the ability of the Pooled Surplus Investment Fund to meet its disbursement requirements for the next six months.

The Los Angeles County Pooled Surplus Investment Fund consists of funds in its treasury deposited by various entities required to do so by statute, as well as those entities voluntarily depositing monies in accordance with Government Code Section 53684.

The Treasurer and Tax Collector is required to disburse monies placed in the treasury as directed by the Auditor-Controller, except for the making of legal investments, to the extent funds are transferred to one or more clearing funds in accordance with Government Code Section 29808.

The Treasurer and Tax Collector, in her projection of cash availability to disburse funds as directed by the Auditor-Controller, is relying exclusively on historical Pooled Surplus Investment Fund deposits and disbursements and future cash flow projections provided by the depositing entities. No representation is made as to an individual depositor's ability to meet their anticipated expenditures with anticipated revenues.

Summary of Activity for May 2025

Total Deposits	\$	5,650,627,290.02
Total Disbursements	\$	8,083,893,508.93
Discretionary Funds Liquidity Withdrawal Ratio:		
As of May 31, 2025		1.75

Six-Month Cash Availability Projection:

<u>Month</u>	<u>Investment</u>			<u>Cumulative</u>
	<u>Maturities</u>	<u>Deposits</u>	<u>Disbursements</u>	<u>Available Cash</u>
June	\$ 13,510,931,000.00	\$ 5,379,700,000.00	\$ 8,441,800,000.00	\$ 10,448,831,000.00
July	\$ 14,616,721,000.00	\$ 4,480,900,000.00	\$ 10,569,800,000.00	\$ 18,976,652,000.00
August	\$ 8,809,024,000.00	\$ 3,862,400,000.00	\$ 6,626,600,000.00	\$ 25,021,476,000.00
September	\$ 4,029,560,000.00	\$ 5,622,400,000.00	\$ 7,803,000,000.00	\$ 26,870,436,000.00
October	\$ 300,000,000.00	\$ 7,561,400,000.00	\$ 7,313,900,000.00	\$ 27,417,936,000.00
November	\$ 332,053,000.00	\$ 7,458,000,000.00	\$ 6,804,400,000.00	\$ 28,403,589,000.00

## TREASURER'S INVESTMENT STRATEGY

### SCHEDULE E

Two portfolios are maintained by the Los Angeles County Treasurer and Tax Collector (Treasurer).

The Pooled Surplus Investment (PSI) Portfolio is used to account for all pooled investments. The PSI strategy is to maintain principal and to provide sufficient cash to meet expenditure needs. The cash flow needs of our pool members are monitored daily to ensure that sufficient liquidity is maintained to meet the needs of participants. A review of the PSI Portfolio's cash flow projections at the preparation date of this report indicates that longer average days to maturity may be prudent. On August 30, 2021, the Treasurer increased the average days to maturity target range from between 1 and 3 years to between 1 and 4 years.

In May 2025, the Treasurer placed \$342.17 million in the Bank of Montreal Market Plus Account and \$100 million in JP Morgan Chase Money Market Account in accordance with the Treasurer's authority under California Government Code Section 53633. At month-end, \$100 million remained in the Bank of Montreal Money Market Plus Account and \$100 million in the JP Morgan Chase Money Market Account. These accounts are collateralized in accordance with California Government Code Section 53652. The balances and income are included in the Pool's earnings rate calculations.

The Specific Purpose Investment (SPI) Portfolio is used to account for specific investments requested by various entities to provide for specific needs not available if monies are placed in a pool. The individual investment strategies are targeted for the needs of the requesting entity.

Expected cash flow projections for the next twelve months continue to indicate that sufficient cash is available for participants' estimated needs. We will continue our basic investment philosophy to buy and hold to a designated maturity, high quality fixed income investments.

TREASURER AND TAX COLLECTOR  
REPORT OF INVESTMENTS  
DEFINITIONS OF SECURITIES

AGENCIES – Securities (debentures and notes) issued by Federal agencies, such as Federal Home Loan Banks (FHLB), and Federal Farm Credit Banks (FFCB). Agency Securities are issued on both a discount and coupon basis and have a variety of maturity periods. A few are backed by the full faith and credit of the United States Government, some are guaranteed by the Treasury or supported by the issuing agency's right to borrow from the Treasury, and some lack any formal governmental backing. Government National Mortgage Association (GNMA) and Federal Home Loan Mortgage Corp. (FHLMC) securities are mortgage-backed.

ASSET BACKED SECURITIES – Corporate notes secured by an identifiable pool of assets such as loans, leases, and installment contracts or trade receivables. The interest rate is fixed and paid either on a monthly or semi-annual basis. In some cases, a portion of the principal is also paid monthly.

BANKERS ACCEPTANCES – Negotiable time drafts drawn on foreign or domestic banks to finance the export, import, shipment, and storage of goods. The drafts are sold at a discount and redeemed by the accepting bank at maturity for full face value. Maturities range from one to 270 days.

COLLATERALIZED CERTIFICATES OF DEPOSIT – Non-negotiable instruments evidencing a time deposit made with a bank at a fixed rate of interest for a fixed period, secured by collateral such as United States Government securities or mortgages.

COMMERCIAL PAPER – Promissory notes with a maturity of one to 270 days issued in the open market by various economic entities to finance certain short-term credit needs. Notes are issued on a discount or interest-bearing basis.

CORPORATE NOTES – Unsecured, registered debt securities issued by corporations operating within the United States at fixed or variable rates of interest for a fixed period. Interest for floating rate corporate notes is payable periodically at a rate which is adjusted monthly according to a predetermined formula. Fixed rate corporate notes pay interest semi-annually.

GOVERNMENTS – Negotiable United States Treasury securities such as Treasury bills, notes and bonds. Treasury bills are issued on a discount basis in 1-month, 3-month, 6-month, and 52-week maturities. Treasury notes and bonds are coupon issues, with one to ten year and ten to thirty year maturities, respectively. Treasury securities are guaranteed as to principal and interest by the United States Government.

FORWARD CONTRACTS – Customized contracts traded in the Over The Counter Market where the holder of the contract is obligated to buy or sell a specific amount of an underlying asset at a specific price on a specific future date.

FUTURE CONTRACTS – Standardized contracts traded on recognized exchanges where the holder of the contract is obligated to buy or sell a specific amount of an underlying asset at a specific price on a specific future date.

INTEREST RATE SWAP AGREEMENT – Contractual agreement in which two parties agree to exchange interest payment streams for a specific term. There is no exchange of principal, but a “notional amount” is established to serve as the basis for calculating the interest payment.

LOCAL AGENCY INVESTMENT FUND – Shares of beneficial interest issued by the State of California pursuant to Government Code Section 16429.1.

MONEY MARKET FUND – Shares of beneficial interest issued by diversified management companies registered with the Securities and Exchange Commission in accordance with Section 270, 2a-7 of Title 17 of the Code of Federal Regulation.

MUNICIPALS – Debt securities issued by state and local governments and their agencies, usually in the form of bonds, notes and certificates of participation. These securities may be short or long-term, and normally coupon issues are secured in some manner by the borrower.

NEGOTIABLE CERTIFICATES OF DEPOSIT – Negotiable instruments evidencing a time deposit made with a commercial bank or thrift institution at a fixed rate of interest for a fixed period. Term certificates of deposits (CDs) are issued with maturities in excess of one year, and normally pay interest semi-annually. Eurodollar CDs are dollar-denominated CDs issued by foreign (mainly London) branches of major American and foreign commercial banks. Yankee CDs are dollar-denominated CDs issued by foreign commercial banks domiciled in the United States.

OPTION CONTRACTS – Contracts traded in either the Over the Counter Market or recognized exchanges where the purchaser has the right but not the obligation to buy or sell a specific amount of an underlying asset at a specific price within a specific time period.

PROMISSORY NOTE – An unsecured promise to pay between two entities. Notes are on a discount or interest-bearing basis.

REVERSE REPURCHASE AGREEMENTS – A reverse repurchase agreement consists of two simultaneous transactions. One is the sale of securities by the County to a bank or dealer. The other is the commitment by the County to repurchase the securities at the same price at a mutually agreed upon date. The County invests the cash proceeds

of the “sale” in other securities. The term of the reverse repurchase agreements may not exceed one year. The securities “sold” are typically treasury issues.

REPURCHASE AGREEMENTS – A repurchase agreement consists of two simultaneous transactions. One is the purchase of securities by the County from a bank or dealer. The other is the commitment by the County to sell the securities back at an agreed upon date and price. The term of the repurchase agreements may not exceed thirty days. The securities “purchased” are typically treasury issues.

SECURITIES LENDING AGREEMENTS – Agreements under which the County agrees to transfer securities to a borrower who, in turn agrees to provide collateral to the County. During the term of the agreement, both the securities and the collateral are held by a third party. At the conclusion of the agreement, the securities are transferred back to the County in return for the collateral.

SUPRANATIONALS – United States dollar denominated senior unsecured unsubordinated obligations issued or unconditionally guaranteed by any of the supranational institutions identified in Government Code Section 53601(Q) which are eligible for purchase and sale within the United States.

TRUST INVESTMENTS – Shares of beneficial interest issued by a joint powers authority organized pursuant to Government Code Section 6509.7 that invests in securities and obligations authorized in Section 53601 (a) to (o) of the Government Code.

TREASURER AND TAX COLLECTOR  
REPORT OF INVESTMENT TRANSACTIONS FOR MAY 2025  
COMPLIANCE REPORT

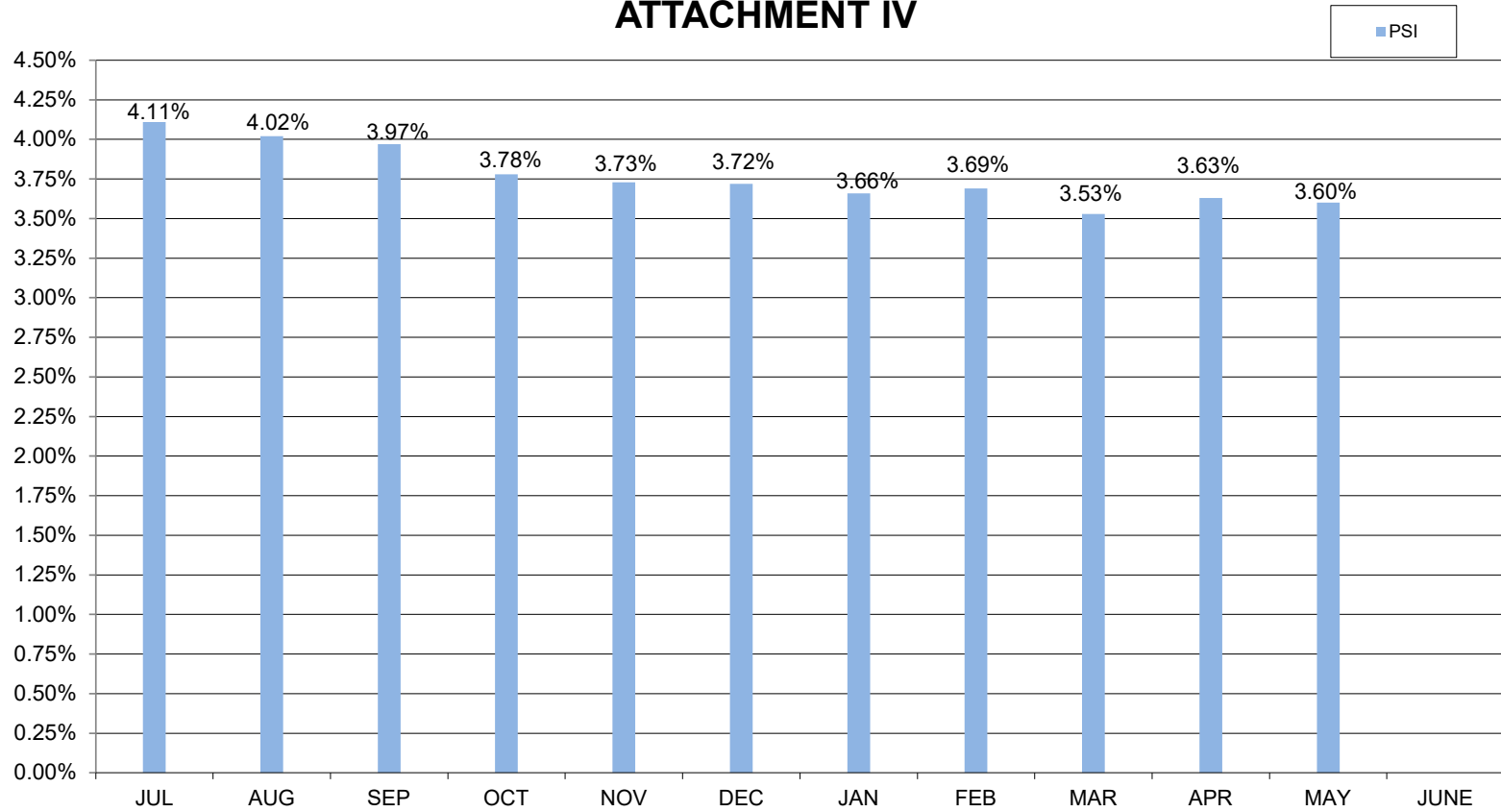
Portfolio Securities Not in Accordance with Treasurer Policy  
For the Month of May 2025

No exceptions noted.

LOS ANGELES COUNTY TREASURER  
 PERFORMANCE REPORT  
 PORTFOLIO COST  
 THROUGH MAY 31, 2025  
 ATTACHMENT III

DAY	POOLED SURPLUS INVESTMENTS		SPECIFIC PURPOSE INVESTMENTS	
		TOTAL COST		TOTAL COST
05/01/2025	\$	62,496,905,063.22	\$	311,936,298.03
05/02/2025		62,403,964,283.43		311,958,474.42
05/03/2025		62,408,627,632.80		311,980,650.82
05/04/2025		62,413,290,982.16		312,002,827.19
05/05/2025		61,812,551,490.53		312,025,003.57
05/06/2025		61,544,504,362.29		312,047,179.97
05/07/2025		61,368,978,212.71		312,069,356.36
05/08/2025		61,295,494,806.79		312,091,532.76
05/09/2025		61,155,719,155.46		312,113,709.13
05/10/2025		61,160,236,351.69		312,135,885.53
05/11/2025		61,164,753,547.92		312,158,061.92
05/12/2025		61,187,549,884.71		312,180,238.30
05/13/2025		61,611,449,638.78		312,202,414.69
05/14/2025		61,602,745,593.20		312,224,591.07
05/15/2025		61,518,615,112.12		312,246,767.47
05/16/2025		61,313,055,323.41		312,268,943.86
05/17/2025		61,317,606,070.81		312,291,120.26
05/18/2025		61,322,156,818.21		312,313,296.63
05/19/2025		61,272,449,544.78		312,335,473.03
05/20/2025		59,833,540,196.23		312,357,649.42
05/21/2025		59,822,565,667.58		312,379,825.80
05/22/2025		59,758,956,151.83		312,402,002.19
05/23/2025		59,541,056,297.67		312,424,178.57
05/24/2025		59,545,419,665.75		312,446,354.97
05/25/2025		59,549,783,033.83		312,468,531.36
05/26/2025		59,554,146,401.91		312,490,707.76
05/27/2025		59,937,095,632.50		312,512,884.13
05/28/2025		61,230,645,062.90		312,535,060.53
05/29/2025		61,396,477,804.12		312,557,236.92
05/30/2025		60,632,119,984.39		312,579,413.30
05/31/2025		60,636,667,279.17		312,601,589.69
	<b>\$</b>	<b>61,026,100,872.67</b>	<b>\$</b>	<b>312,268,943.86</b>

**LOS ANGELES COUNTY TREASURER  
EARNINGS RATE ON INVESTMENTS  
FISCAL YEAR 2024-25  
ATTACHMENT IV**



**LOS ANGELES COUNTY TREASURER  
NET INCOME FOR THE MONTH-ENDED MAY 31, 2025 (ACCRUAL BASIS)  
ATTACHMENT V**

	<b>POOLED SURPLUS INVESTMENT TRADING/NON-TRADING</b>	<b>SPECIFIC PURPOSE INVESTMENT</b>
Revenues:		
Interest Earnings	\$ 47,207,768	\$ 155,912
Gains (Losses) on Sales/Calls of Non-Trading Securities	-	-
Gains (Losses) on Sales of Trading Securities		
Amortization/Accretion	140,223,157	687,468
Total Revenues	<u>\$ 187,430,925</u>	<u>\$ 843,380</u>
Expenses:		
Interest Expense	-	-
*Investment Management Fee	-	11,311
	<u>\$ -</u>	<u>\$ 11,311</u>
NET INCOME	<u>\$ 187,430,925</u>	<u>\$ 832,069</u>

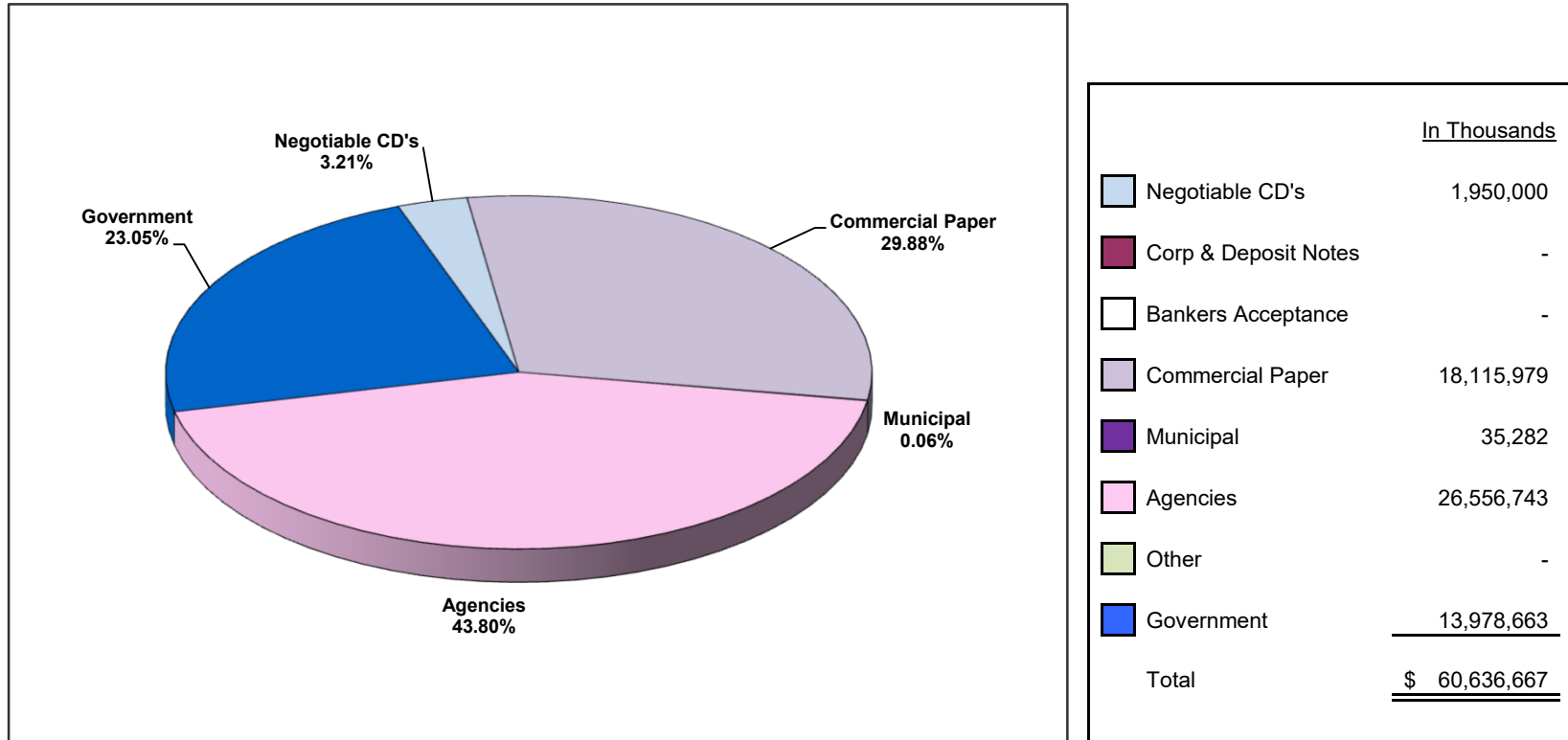
\*Estimated and later adjusted.

**LOS ANGELES COUNTY TREASURER**  
**PSI COMPOSITION**  
**MAY 31, 2025**  
**ATTACHMENT VI**

**PSI PORTFOLIO PARTICIPATION COMPOSITION**

<u>Entity</u>	<u>Non-Discretionary</u>	<u>Discretionary</u>
Consolidated School Districts	50.28%	
Los Angeles County and Related Entities	44.24%	
Consolidated Sanitation Districts		1.44%
Metropolitan Transportation Authority		0.91%
Miscellaneous Agencies Pooled Investments		0.60%
South Coast Air Quality Management District		2.41%
Miscellaneous		0.01%
Subtotal	94.52%	5.37%
County Bond Proceeds and Repayment Funds		0.11%
<b>Grand Total</b>	<b>94.52%</b>	<b>5.48%</b>

**LOS ANGELES COUNTY TREASURER  
COMPOSITION OF PSI PORTFOLIO BY SECURITY TYPE  
AS OF MAY 2025  
ATTACHMENT VII**



*Investment Composition Is In Compliance With The Los Angeles County Treasurer's Investment Policy.*

LOS ANGELES COUNTY TREASURER  
 INVESTMENT TRANSACTIONS JOURNAL  
 PURCHASE DETAIL REPORT  
 GROUP: POOLED SURPLUS INVESTMENTS  
 FOR THE PERIOD: MAY 1, 2025 TO MAY 31, 2025  
 ATTACHMENT VIII

Account	Original Trs ID	Description	Settle Date	Maturity Date	Rate	PAR	Principal	Accr Interest	Broker/Dealer
NTRD	1543211129	FHLBANKS D NOTE 06/24/25	05/01/2025	06/24/2025	4.22500	38,677,000.00	38,431,884.51	0.00	MISCHLER FINANCIAL GROUP INC.
NTRD	1544998415	FHLBANKS D NOTE 06/24/25	05/02/2025	06/24/2025	4.22500	50,000,000.00	49,688,993.06	0.00	BANCROFT CAPITAL, LLC
NTRD	1544998416	FHLBANKS D NOTE 07/03/25	05/02/2025	07/03/2025	4.21500	50,000,000.00	49,637,041.67	0.00	BLAYLOCK VAN, LLC
NTRD	1544998422	FHLBANKS D NOTE 07/07/25	05/02/2025	07/07/2025	4.21500	50,000,000.00	49,613,625.00	0.00	PIPER SANDLER COMPANIES
NTRD	1544998424	FHLBANKS D NOTE 07/21/25	05/02/2025	07/21/2025	4.20000	50,000,000.00	49,533,333.33	0.00	MISCHLER FINANCIAL GROUP INC.
NTRD	1546219587	FHLBANKS D NOTE 07/10/25	05/05/2025	07/10/2025	4.21500	50,000,000.00	49,613,625.00	0.00	RBC CAPITAL MARKETS, LLC
NTRD	1546219585	FHLBANKS D NOTE 07/30/25	05/05/2025	07/30/2025	4.20000	50,000,000.00	49,498,333.33	0.00	GREAT PACIFIC SECURITIES
NTRD	1546219581	FHLBANKS D NOTE 08/01/25	05/05/2025	08/01/2025	4.20000	47,077,000.00	46,593,676.13	0.00	MORGAN KEEGAN & COMPANY, INC.
NTRD	1547029418	FHLBANKS D NOTE 07/28/25	05/06/2025	07/28/2025	4.20000	50,000,000.00	49,515,833.33	0.00	CANTOR FITZGERALD & CO.
NTRD	1547029421	FHLBANKS D NOTE 07/30/25	05/06/2025	07/30/2025	4.20000	31,176,000.00	30,866,838.00	0.00	MISCHLER FINANCIAL GROUP INC.
NTRD	1547029419	FANNIE MAE D NOTE 07/30/25	05/06/2025	07/30/2025	4.17500	50,000,000.00	49,507,118.06	0.00	GREAT PACIFIC SECURITIES
NTRD	1548009028	FANNIE MAE D NOTE 07/21/25	05/07/2025	07/21/2025	4.18000	50,000,000.00	49,564,583.33	0.00	MIZUHO SECURITIES USA LLC
NTRD	1548009035	FANNIE MAE D NOTE 07/21/25	05/07/2025	07/21/2025	4.18000	50,000,000.00	49,564,583.33	0.00	MIZUHO SECURITIES USA LLC
NTRD	1548009036	FHLBANKS D NOTE 07/30/25	05/07/2025	07/30/2025	4.19000	50,000,000.00	49,511,166.67	0.00	SIEBERT WILLIAMS SHANK CO. & LLC
NTRD	1547029420	FHLBANKS D NOTE 08/06/25	05/07/2025	08/06/2025	4.20900	50,000,000.00	49,468,029.17	0.00	MIZUHO SECURITIES USA LLC
NTRD	1549070541	FREDDIE MAC D NOTE 08/01/25	05/08/2025	08/01/2025	4.18000	43,198,000.00	42,771,659.74	0.00	MORGAN KEEGAN & COMPANY, INC.
NTRD	1549813139	FANNIE MAE D NOTE 07/28/25	05/09/2025	07/28/2025	4.18500	50,000,000.00	49,535,000.00	0.00	MIZUHO SECURITIES USA LLC
NTRD	1549813146	FANNIE MAE D NOTE 07/28/25	05/09/2025	07/28/2025	4.18500	50,000,000.00	49,535,000.00	0.00	MIZUHO SECURITIES USA LLC
NTRD	1549813145	FHLBANKS D NOTE 08/06/25	05/09/2025	08/06/2025	4.18500	40,248,000.00	39,831,584.13	0.00	BANCROFT CAPITAL, LLC
NTRD	1549070537	FHLBANKS D NOTE 08/08/25	05/09/2025	08/08/2025	4.21600	50,000,000.00	49,467,144.44	0.00	BANCROFT CAPITAL, LLC
NTRD	1549070542	FHLBANKS D NOTE 08/08/25	05/09/2025	08/08/2025	4.21600	50,000,000.00	49,467,144.44	0.00	BANCROFT CAPITAL, LLC
NTRD	1550978663	FANNIE MAE D NOTE 07/30/25	05/12/2025	07/30/2025	4.19500	50,000,000.00	49,539,715.28	0.00	GREAT PACIFIC SECURITIES
NTRD	1550978664	FANNIE MAE D NOTE 07/30/25	05/12/2025	07/30/2025	4.19500	50,000,000.00	49,539,715.28	0.00	GREAT PACIFIC SECURITIES
NTRD	1550978654	FREDDIE MAC D NOTE 08/04/25	05/12/2025	08/04/2025	4.19000	50,000,000.00	49,511,166.67	0.00	KEYBANC CAPITAL MARKETS INC.
NTRD	1550978662	FREDDIE MAC D NOTE 08/04/25	05/12/2025	08/04/2025	4.19000	50,000,000.00	49,511,166.67	0.00	KEYBANC CAPITAL MARKETS INC.
NTRD	1551984969	FANNIE MAE D NOTE 08/01/25	05/13/2025	08/01/2025	4.19500	50,000,000.00	49,533,888.89	0.00	MIZUHO SECURITIES USA LLC
NTRD	1551984978	FANNIE MAE D NOTE 08/01/25	05/13/2025	08/01/2025	4.19500	50,000,000.00	49,533,888.89	0.00	MIZUHO SECURITIES USA LLC
NTRD	1551984968	FHLBANKS D NOTE 08/04/25	05/13/2025	08/04/2025	4.20000	50,000,000.00	49,515,833.33	0.00	RAYMOND, JAMES & ASSOC.INC
NTRD	1551984977	FHLBANKS D NOTE 08/04/25	05/13/2025	08/04/2025	4.20000	50,000,000.00	49,515,833.33	0.00	RAYMOND, JAMES & ASSOC.INC
NTRD	1553094609	FANNIE MAE D NOTE 08/04/25	05/14/2025	08/04/2025	4.19000	50,000,000.00	49,522,805.56	0.00	MIZUHO SECURITIES USA LLC
NTRD	1553094610	FANNIE MAE D NOTE 08/04/25	05/14/2025	08/04/2025	4.19000	50,000,000.00	49,522,805.56	0.00	MIZUHO SECURITIES USA LLC
NTRD	1554385523	FANNIE MAE D NOTE 08/01/25	05/15/2025	08/01/2025	4.20500	50,000,000.00	49,544,458.33	0.00	LOOP CAPITAL MARKETS, LLC
NTRD	1554385526	FANNIE MAE D NOTE 08/01/25	05/15/2025	08/01/2025	4.20500	50,000,000.00	49,544,458.33	0.00	LOOP CAPITAL MARKETS, LLC
NTRD	1554385521	FREDDIE MAC D NOTE 08/06/25	05/15/2025	08/06/2025	4.19000	46,897,000.00	46,443,961.95	0.00	MISCHLER FINANCIAL GROUP INC.
NTRD	1554385519	FHLBANKS D NOTE 08/15/25	05/16/2025	08/15/2025	4.22300	50,000,000.00	49,466,259.72	0.00	PIPER SANDLER COMPANIES
NTRD	1554385528	FHLBANKS D NOTE 08/15/25	05/16/2025	08/15/2025	4.22300	50,000,000.00	49,466,259.72	0.00	BANCROFT CAPITAL, LLC
NTRD	1557852622	FREDDIE MAC D NOTE 07/25/25	05/19/2025	07/25/2025	4.21000	50,000,000.00	49,608,236.11	0.00	WELLS FARGO
NTRD	1557852624	FREDDIE MAC D NOTE 07/25/25	05/19/2025	07/25/2025	4.21000	50,000,000.00	49,608,236.11	0.00	WELLS FARGO
NTRD	1557852626	FREDDIE MAC D NOTE 08/01/25	05/19/2025	08/01/2025	4.21000	50,000,000.00	49,567,305.56	0.00	GREAT PACIFIC SECURITIES
NTRD	1557852621	FHLBANKS D NOTE 08/06/25	05/19/2025	08/06/2025	4.21500	50,000,000.00	49,537,520.83	0.00	MISCHLER FINANCIAL GROUP INC.
NTRD	1558812864	FHLBANKS D NOTE 08/22/25	05/20/2025	08/22/2025	4.20000	50,000,000.00	49,451,666.67	0.00	BLAYLOCK VAN, LLC
NTRD	1558812865	FHLBANKS D NOTE 08/22/25	05/20/2025	08/22/2025	4.20000	50,000,000.00	49,451,666.67	0.00	BLAYLOCK VAN, LLC
NTRD	1559915624	FED FARM CR BNKS D NOTE 07/14/25	05/21/2025	07/14/2025	4.23000	50,000,000.00	49,682,750.00	0.00	MIZUHO SECURITIES USA LLC
NTRD	1558812860	FHLBANKS D NOTE 08/20/25	05/21/2025	08/20/2025	4.23000	50,000,000.00	49,465,375.00	0.00	MIZUHO SECURITIES USA LLC
NTRD	1558812861	FHLBANKS D NOTE 08/20/25	05/21/2025	08/20/2025	4.23000	50,000,000.00	49,465,375.00	0.00	PIPER SANDLER COMPANIES
NTRD	1558812868	FHLBANKS D NOTE 09/17/25	05/21/2025	09/17/2025	4.22800	50,000,000.00	49,301,205.56	0.00	BANCROFT CAPITAL, LLC
NTRD	1560648436	FANNIE MAE D NOTE 08/18/25	05/22/2025	08/18/2025	4.20000	50,000,000.00	49,486,666.67	0.00	FHN FINANCIAL CAPITAL MARKETS
NTRD	1560648438	FANNIE MAE D NOTE 08/18/25	05/22/2025	08/18/2025	4.20000	50,000,000.00	49,486,666.67	0.00	FHN FINANCIAL CAPITAL MARKETS
NTRD	1560648437	FHLBANKS D NOTE 08/22/25	05/23/2025	08/22/2025	4.23000	50,000,000.00	49,465,375.00	0.00	BANCROFT CAPITAL, LLC
NTRD	1563184584	FREDDIE MAC D NOTE 07/01/25	05/27/2025	07/01/2025	4.21000	50,000,000.00	49,795,347.22	0.00	CANTOR FITZGERALD & CO.
NTRD	1563184588	FREDDIE MAC D NOTE 07/01/25	05/27/2025	07/01/2025	4.21000	50,000,000.00	49,795,347.22	0.00	CANTOR FITZGERALD & CO.
NTRD	1563184583	FED FARM CR BNKS D NOTE 07/24/25	05/27/2025	07/24/2025	4.23000	50,000,000.00	49,659,250.00	0.00	MIZUHO SECURITIES USA LLC
NTRD	1563184582	FHLBANKS D NOTE 09/05/25	05/27/2025	09/05/2025	4.20500	33,825,000.00	33,425,954.26	0.00	MISCHLER FINANCIAL GROUP INC.
NTRD	1563184579	FHLBANKS D NOTE 09/05/25	05/27/2025	09/05/2025	4.20500	50,000,000.00	49,410,131.94	0.00	MISCHLER FINANCIAL GROUP INC.
NTRD	1565368229	FREDDIE MAC D NOTE 06/30/25	05/28/2025	06/30/2025	4.21000	10,338,000.00	10,298,103.94	0.00	US BANCORP ADVISORS
NTRD	1565368221	FREDDIE MAC D NOTE 06/30/25	05/28/2025	06/30/2025	4.21000	50,000,000.00	49,807,041.67	0.00	US BANCORP ADVISORS
NTRD	1563184575	FHLBANKS D NOTE 07/23/25	05/28/2025	07/23/2025	4.22700	50,000,000.00	49,671,233.33	0.00	BANCROFT CAPITAL, LLC
NTRD	1563184591	FHLBANKS D NOTE 07/23/25	05/28/2025	07/23/2025	4.22700	50,000,000.00	49,671,233.33	0.00	BANCROFT CAPITAL, LLC

LOS ANGELES COUNTY TREASURER  
 INVESTMENT TRANSACTIONS JOURNAL  
 PURCHASE DETAIL REPORT  
 GROUP: POOLED SURPLUS INVESTMENTS  
 FOR THE PERIOD: MAY 1, 2025 TO MAY 31, 2025  
 ATTACHMENT VIII

Account	Original Trs ID	Description	Settle Date	Maturity Date	Rate	PAR	Principal	Accr Interest	Broker/Dealer
NTRD	1563184585	FREDDIE MAC D NOTE 08/06/25	05/28/2025	08/06/2025	4.20500	50,000,000.00	49,591,180.56	0.00	RAYMOND, JAMES & ASSOC.INC
NTRD	1563184589	FREDDIE MAC D NOTE 08/06/25	05/28/2025	08/06/2025	4.20500	50,000,000.00	49,591,180.56	0.00	RAYMOND, JAMES & ASSOC.INC
NTRD	1565368219	FREDDIE MAC D NOTE 08/25/25	05/28/2025	08/25/2025	4.20000	50,000,000.00	49,480,833.33	0.00	DAIWA CAPITAL MARKETS AMERICA INC.
NTRD	1565368220	FREDDIE MAC D NOTE 08/25/25	05/28/2025	08/25/2025	4.20000	50,000,000.00	49,480,833.33	0.00	DAIWA CAPITAL MARKETS AMERICA INC.
NTRD	1563184580	FHLBANKS D NOTE 08/29/25	05/28/2025	08/29/2025	4.21000	50,000,000.00	49,456,208.33	0.00	MIZUHO SECURITIES USA LLC
NTRD	1563184590	FHLBANKS D NOTE 08/29/25	05/28/2025	08/29/2025	4.21000	50,000,000.00	49,456,208.33	0.00	MIZUHO SECURITIES USA LLC
NTRD	1566146292	FED FARM CR BNKS D NOTE 08/05/25	05/29/2025	08/05/2025	4.22000	50,000,000.00	49,601,444.44	0.00	MIZUHO SECURITIES USA LLC
NTRD	1566146291	FED FARM CR BNKS D NOTE 09/02/25	05/29/2025	09/02/2025	4.22000	40,000,000.00	39,549,866.67	0.00	FHN FINANCIAL CAPITAL MARKETS
NTRD	1566998338	FED FARM CR BNKS D NOTE 08/07/25	05/30/2025	08/07/2025	4.23000	50,000,000.00	49,594,625.00	0.00	MIZUHO SECURITIES USA LLC
NTRD	1566998332	FHLBANKS D NOTE 08/20/25	05/30/2025	08/20/2025	4.21000	50,000,000.00	49,520,527.78	0.00	MISCHLER FINANCIAL GROUP INC.
NTRD	1566146290	FHLBANKS D NOTE 08/29/25	05/30/2025	08/29/2025	4.23200	50,000,000.00	49,465,122.22	0.00	PIPER SANDLER COMPANIES
NTRD	1566146297	FHLBANKS D NOTE 08/29/25	05/30/2025	08/29/2025	4.23200	50,000,000.00	49,465,122.22	0.00	BANCROFT CAPITAL, LLC
<b>AGENCIES TOTAL</b>						<b>3,381,436,000.00</b>	<b>3,350,293,255.71</b>	<b>0.00</b>	
NTRD	1546230096	DNB NEW YORK 4.390 08/04/25	05/05/2025	08/04/2025	4.39000	50,000,000.00	50,000,000.00	0.00	TULLETT PREBON FINANCIAL SVCS LLC
NTRD	1547048363	BMO CHICAGO 4.410 11/05/25	05/08/2025	11/05/2025	4.41000	50,000,000.00	50,000,000.00	0.00	TULLETT PREBON FINANCIAL SVCS LLC
NTRD	1549070544	NORDEA BK NY 4.320 08/08/25	05/08/2025	08/08/2025	4.32000	50,000,000.00	50,000,000.00	0.00	TULLETT PREBON FINANCIAL SVCS LLC
NTRD	1551993770	BNP PARIBAS NY 4.440 09/15/25	05/14/2025	09/15/2025	4.44000	50,000,000.00	50,000,000.00	0.00	PIPER SANDLER COMPANIES
NTRD	1554404841	DNB NEW YORK 4.380 08/15/25	05/16/2025	08/15/2025	4.38000	50,000,000.00	50,000,000.00	0.00	TULLETT PREBON FINANCIAL SVCS LLC
NTRD	1556775196	SVNSKA HNDLSB NY 4.390 08/20/25	05/20/2025	08/20/2025	4.39000	50,000,000.00	50,000,000.00	0.00	TULLETT PREBON FINANCIAL SVCS LLC
NTRD	1556775197	BMO CHICAGO 4.420 11/17/25	05/19/2025	11/17/2025	4.42000	50,000,000.00	50,000,000.00	0.00	TULLETT PREBON FINANCIAL SVCS LLC
NTRD	1558816704	BNP PARIBAS NY 4.400 09/22/25	05/22/2025	09/22/2025	4.40000	50,000,000.00	50,000,000.00	0.00	PIPER SANDLER COMPANIES
NTRD	1560660064	ANZ BANK 4.290 10/24/25	05/27/2025	10/24/2025	4.29000	50,000,000.00	50,000,000.00	0.00	TULLETT PREBON FINANCIAL SVCS LLC
NTRD	1560660065	DNB NEW YORK 4.390 08/29/25	05/27/2025	08/29/2025	4.39000	50,000,000.00	50,000,000.00	0.00	MISCHLER FINANCIAL GROUP INC.
NTRD	1560660070	BNP PARIBAS NY 4.410 09/30/25	05/27/2025	09/30/2025	4.41000	50,000,000.00	50,000,000.00	0.00	PIPER SANDLER COMPANIES
NTRD	1563200445	SG NEW YORK 4.420 08/29/25	05/28/2025	08/29/2025	4.42000	50,000,000.00	50,000,000.00	0.00	TULLETT PREBON FINANCIAL SVCS LLC
<b>CDS TOTAL</b>						<b>600,000,000.00</b>	<b>600,000,000.00</b>	<b>0.00</b>	
NTRD	1543211132	MONT BLANC CAPTL 07/16/25	05/01/2025	07/16/2025	4.43000	899,000.00	890,592.35	0.00	J.P. MORGAN SECURITIES LLC
NTRD	1546219586	AUTOBAHN FUND 06/24/25	05/05/2025	06/24/2025	4.40000	50,000,000.00	49,694,444.44	0.00	BLAYLOCK VAN, LLC
NTRD	1546230095	PEPSICO 07/16/25	05/05/2025	07/16/2025	4.20000	43,550,000.00	43,184,180.00	0.00	MIZUHO SECURITIES USA LLC
NTRD	1546230097	FAYETE AST SECUR 08/04/25	05/05/2025	08/04/2025	4.37000	40,000,000.00	39,558,144.44	0.00	LOOP CAPITAL MARKETS, LLC
NTRD	1546230098	MONT BLANC CAPTL 08/05/25	05/05/2025	08/05/2025	4.38000	17,870,000.00	17,669,975.13	0.00	BANK OF AMERICA
NTRD	1546230099	AUTOBAHN FUND 05/21/25 MATD	05/05/2025	05/21/2025	4.36000	50,000,000.00	49,903,111.11	0.00	CITIGROUP GLOBAL MRKT INC
NTRD	1547044133	CANCARA ASSETSEC 08/06/25	05/06/2025	08/06/2025	4.38000	50,000,000.00	49,440,333.33	0.00	J.P. MORGAN SECURITIES LLC
NTRD	1547048364	OLD LINE FDG 08/08/25	05/08/2025	08/08/2025	4.31000	50,000,000.00	49,449,277.78	0.00	RBC CAPITAL MARKETS, LLC
NTRD	1548009029	PEPSICO 07/16/25	05/07/2025	07/16/2025	4.21000	50,000,000.00	49,590,694.44	0.00	BLAYLOCK VAN, LLC
NTRD	1548019487	PEPSICO 07/14/25	05/07/2025	07/14/2025	4.22000	50,000,000.00	49,601,444.44	0.00	J.P. MORGAN SECURITIES LLC
NTRD	1549070535	PEPSICO 07/09/25	05/08/2025	07/09/2025	4.21000	40,000,000.00	39,709,977.78	0.00	MISCHLER FINANCIAL GROUP INC.
NTRD	1549070539	UNILEVER CAPITAL 07/28/25	05/08/2025	07/28/2025	4.32000	50,000,000.00	49,514,000.00	0.00	BLAYLOCK VAN, LLC
NTRD	1549093857	PEPSICO 07/11/25	05/08/2025	07/11/2025	4.20000	50,000,000.00	49,626,666.67	0.00	MIZUHO SECURITIES USA LLC
NTRD	1549122800	FAYETE AST SECUR 08/08/25	05/08/2025	08/08/2025	4.36000	25,000,000.00	24,721,444.44	0.00	J.P. MORGAN SECURITIES LLC
NTRD	1549122801	FAYETE AST SECUR 08/05/25	05/08/2025	08/05/2025	4.35000	50,000,000.00	49,462,291.67	0.00	LOOP CAPITAL MARKETS, LLC
NTRD	1549813141	CAFCO 09/22/25	05/09/2025	09/22/2025	4.30000	22,175,000.00	21,814,779.44	0.00	J.P. MORGAN SECURITIES LLC
NTRD	1549813143	AUTOBAHN FUND 06/13/25	05/09/2025	06/13/2025	4.39000	40,000,000.00	39,829,277.78	0.00	LOOP CAPITAL MARKETS, LLC
NTRD	1549813144	SHEFFIELD RECEIV 08/06/25	05/09/2025	08/06/2025	4.38000	50,000,000.00	49,458,583.33	0.00	BLAYLOCK VAN, LLC
NTRD	1549814387	ATLANTIC AST SEC 08/08/25	05/09/2025	08/08/2025	4.35000	30,000,000.00	29,670,125.00	0.00	RBC CAPITAL MARKETS, LLC
NTRD	1550978655	ATLANTIC AST SEC 07/28/25	05/12/2025	07/28/2025	4.35000	50,000,000.00	49,534,791.67	0.00	J.P. MORGAN SECURITIES LLC
NTRD	1550978656	CREDIT AGR NY 08/01/25	05/12/2025	08/01/2025	4.31000	50,000,000.00	49,515,125.00	0.00	BLAYLOCK VAN, LLC
NTRD	1550978657	CREDIT AGR NY 08/01/25	05/12/2025	08/01/2025	4.31000	50,000,000.00	49,515,125.00	0.00	BLAYLOCK VAN, LLC
NTRD	1550978658	ATLANTIC AST SEC 07/28/25	05/12/2025	07/28/2025	4.35000	15,000,000.00	14,860,437.50	0.00	J.P. MORGAN SECURITIES LLC
NTRD	1550978660	PEPSICO 07/15/25	05/13/2025	07/15/2025	4.22000	50,000,000.00	49,630,750.00	0.00	MIZUHO SECURITIES USA LLC
NTRD	1550980319	OLD LINE FDG 08/13/25	05/14/2025	08/13/2025	4.31000	50,000,000.00	49,455,263.89	0.00	RBC CAPITAL MARKETS, LLC
NTRD	1550980320	FAYETE AST SECUR 08/11/25	05/12/2025	08/11/2025	4.35000	50,000,000.00	49,450,208.33	0.00	LOOP CAPITAL MARKETS, LLC
NTRD	1550980321	OLD LINE FDG 08/13/25	05/14/2025	08/13/2025	4.31000	50,000,000.00	49,455,263.89	0.00	RBC CAPITAL MARKETS, LLC
NTRD	1550980322	FAYETE AST SECUR 08/11/25	05/12/2025	08/11/2025	4.35000	35,000,000.00	34,615,145.83	0.00	LOOP CAPITAL MARKETS, LLC
NTRD	1550980323	CANCARA ASSETSEC 07/18/25	05/13/2025	07/18/2025	4.39000	50,000,000.00	49,597,583.33	0.00	J.P. MORGAN SECURITIES LLC
NTRD	1551984970	CREDIT AGR NY 07/23/25	05/13/2025	07/23/2025	4.31000	50,000,000.00	49,574,986.11	0.00	BLAYLOCK VAN, LLC

LOS ANGELES COUNTY TREASURER  
 INVESTMENT TRANSACTIONS JOURNAL  
 PURCHASE DETAIL REPORT  
 GROUP: POOLED SURPLUS INVESTMENTS  
 FOR THE PERIOD: MAY 1, 2025 TO MAY 31, 2025  
 ATTACHMENT VIII

Account	Original Trs ID	Description	Settle Date	Maturity Date	Rate	PAR	Principal	Accr Interest	Broker/Dealer
NTRD	1551984972	THUNDER BAY FDG 08/13/25	05/13/2025	08/13/2025	4.31000	50,000,000.00	49,449,277.78	0.00	CITIGROUP GLOBAL MRKT INC
NTRD	1551984973	OLD LINE FDG 08/11/25	05/13/2025	08/11/2025	4.31000	50,000,000.00	49,461,250.00	0.00	RBC CAPITAL MARKETS, LLC
NTRD	1551984974	THUNDER BAY FDG 08/15/25	05/15/2025	08/15/2025	4.31000	50,000,000.00	49,449,277.78	0.00	RBC CAPITAL MARKETS, LLC
NTRD	1551984975	OLD LINE FDG 08/15/25	05/13/2025	08/15/2025	4.31000	50,000,000.00	49,437,305.56	0.00	CITIGROUP GLOBAL MRKT INC
NTRD	1551984976	THUNDER BAY FDG 08/15/25	05/15/2025	08/15/2025	4.31000	50,000,000.00	49,449,277.78	0.00	RBC CAPITAL MARKETS, LLC
NTRD	1551984981	CANCARA ASSETSEC 09/15/25	05/13/2025	09/15/2025	4.37000	50,000,000.00	49,241,319.44	0.00	LOOP CAPITAL MARKETS, LLC
NTRD	1551984982	CANCARA ASSETSEC 09/10/25	05/13/2025	09/10/2025	4.37000	30,000,000.00	29,563,000.00	0.00	J.P. MORGAN SECURITIES LLC
NTRD	1551984986	CREDIT AGRY NY 07/23/25	05/13/2025	07/23/2025	4.31000	50,000,000.00	49,574,986.11	0.00	BLAYLOCK VAN, LLC
NTRD	1551993771	SHEFFIELD RECEIV 08/13/25	05/13/2025	08/13/2025	4.37000	50,000,000.00	49,441,611.11	0.00	LOOP CAPITAL MARKETS, LLC
NTRD	1553094611	ATLANTIC AST SEC 07/15/25	05/15/2025	07/15/2025	4.36000	40,000,000.00	39,704,488.89	0.00	J.P. MORGAN SECURITIES LLC
NTRD	1553094614	EMERSON ELECTRIC 08/13/25	05/14/2025	08/13/2025	4.32000	41,900,000.00	41,442,452.00	0.00	MISCHLER FINANCIAL GROUP INC.
NTRD	1553094615	SHEFFIELD RECEIV 07/18/25	05/14/2025	07/18/2025	4.36000	50,000,000.00	49,606,388.89	0.00	GREAT PACIFIC SECURITIES
NTRD	1553113109	COMMRZBNK US FIN 08/06/25	05/14/2025	08/06/2025	4.32500	50,000,000.00	49,495,416.67	0.00	BLAYLOCK VAN, LLC
NTRD	1554385515	JOHNSON&JOHNSON 08/15/25	05/15/2025	08/15/2025	4.31000	50,000,000.00	49,449,277.78	0.00	J.P. MORGAN SECURITIES LLC
NTRD	1554385516	SHEFFIELD RECEIV 08/13/25	05/15/2025	08/13/2025	4.38000	50,000,000.00	49,452,500.00	0.00	J.P. MORGAN SECURITIES LLC
NTRD	1554385524	JOHNSON&JOHNSON 08/15/25	05/15/2025	08/15/2025	4.31000	50,000,000.00	49,449,277.78	0.00	J.P. MORGAN SECURITIES LLC
NTRD	1554385530	EMERSON ELECTRIC 08/14/25	05/15/2025	08/14/2025	4.32000	50,000,000.00	49,454,000.00	0.00	BLAYLOCK VAN, LLC
NTRD	1554404838	JOHNSON&JOHNSON 08/13/25	05/15/2025	08/13/2025	4.31000	50,000,000.00	49,461,250.00	0.00	SIEBERT WILLIAMS SHANK CO. & LLC
NTRD	1554404839	THUNDER BAY FDG 08/18/25	05/19/2025	08/18/2025	4.31000	50,000,000.00	49,455,263.89	0.00	RBC CAPITAL MARKETS, LLC
NTRD	1554404840	THUNDER BAY FDG 08/18/25	05/19/2025	08/18/2025	4.31000	50,000,000.00	49,455,263.89	0.00	RBC CAPITAL MARKETS, LLC
NTRD	1554404842	JOHNSON&JOHNSON 08/13/25	05/15/2025	08/13/2025	4.31000	50,000,000.00	49,461,250.00	0.00	SIEBERT WILLIAMS SHANK CO. & LLC
NTRD	1556752192	EMERSON ELECTRIC 08/08/25	05/20/2025	08/08/2025	4.35000	45,500,000.00	45,060,166.67	0.00	J.P. MORGAN SECURITIES LLC
NTRD	1556752196	JOHNSON&JOHNSON 08/11/25	05/16/2025	08/11/2025	4.30000	50,000,000.00	49,480,416.67	0.00	BLAYLOCK VAN, LLC
NTRD	1556752199	JOHNSON&JOHNSON 08/11/25	05/16/2025	08/11/2025	4.30000	50,000,000.00	49,480,416.67	0.00	BLAYLOCK VAN, LLC
NTRD	1556752205	MONT BLANC CAPTL 06/17/25	05/16/2025	06/17/2025	4.36000	50,000,000.00	49,806,222.22	0.00	ING FINANCIAL MARKETS LLC
NTRD	1556752208	PEPSICO 07/30/25	05/16/2025	07/30/2025	4.22000	50,000,000.00	49,560,416.67	0.00	MIZUHO SECURITIES USA LLC
NTRD	1556775193	EMERSON ELECTRIC 08/25/25	05/20/2025	08/25/2025	4.35000	50,000,000.00	49,413,958.33	0.00	J.P. MORGAN SECURITIES LLC
NTRD	1556775194	JUPITER SECU 08/18/25	05/16/2025	08/18/2025	4.37000	10,000,000.00	9,885,894.44	0.00	RBC CAPITAL MARKETS, LLC
NTRD	1556775195	JUPITER SECU 08/18/25	05/16/2025	08/18/2025	4.37000	50,000,000.00	49,429,472.22	0.00	RBC CAPITAL MARKETS, LLC
NTRD	1557852623	ATLANTIC AST SEC 08/20/25	05/20/2025	08/20/2025	4.36000	45,000,000.00	44,498,600.00	0.00	J.P. MORGAN SECURITIES LLC
NTRD	1557852625	CANCARA ASSETSEC 09/22/25	05/19/2025	09/22/2025	4.36000	50,000,000.00	49,237,000.00	0.00	J.P. MORGAN SECURITIES LLC
NTRD	1557852627	CIESCO 09/15/25	05/19/2025	09/15/2025	4.36000	50,000,000.00	49,279,388.89	0.00	LOOP CAPITAL MARKETS, LLC
NTRD	1557856946	EMERSON ELECTRIC 08/22/25	05/20/2025	08/22/2025	4.33000	50,000,000.00	49,434,694.44	0.00	GREAT PACIFIC SECURITIES
NTRD	1558812856	CANCARA ASSETSEC 09/19/25	05/20/2025	09/19/2025	4.37000	40,000,000.00	39,407,622.22	0.00	BANK OF AMERICA
NTRD	1558812858	CAFCO 09/15/25	05/20/2025	09/15/2025	4.36000	50,000,000.00	49,285,444.44	0.00	LOOP CAPITAL MARKETS, LLC
NTRD	1558812863	THUNDER BAY FDG 08/20/25	05/20/2025	08/20/2025	4.31000	50,000,000.00	49,449,277.78	0.00	RBC CAPITAL MARKETS, LLC
NTRD	1558812866	ATLANTIC AST SEC 08/22/25	05/20/2025	08/22/2025	4.36000	50,000,000.00	49,430,777.78	0.00	J.P. MORGAN SECURITIES LLC
NTRD	1558812867	THUNDER BAY FDG 08/20/25	05/20/2025	08/20/2025	4.31000	50,000,000.00	49,449,277.78	0.00	RBC CAPITAL MARKETS, LLC
NTRD	1559915618	THUNDER BAY FDG 08/22/25	05/27/2025	08/22/2025	4.31000	50,000,000.00	49,479,208.33	0.00	RBC CAPITAL MARKETS, LLC
NTRD	1559915620	SHEFFIELD RECEIV 08/15/25	05/22/2025	08/15/2025	4.37000	50,000,000.00	49,484,097.22	0.00	MISCHLER FINANCIAL GROUP INC.
NTRD	1559915621	CRC FUNDING 09/25/25	05/21/2025	09/25/2025	4.37000	50,000,000.00	49,229,180.56	0.00	CITIGROUP GLOBAL MRKT INC
NTRD	1559915622	MONT BLANC CAPTL 09/22/25	05/21/2025	09/22/2025	4.39000	42,190,000.00	41,552,040.32	0.00	J.P. MORGAN SECURITIES LLC
NTRD	1559915623	JOHNSON&JOHNSON 08/20/25	05/21/2025	08/20/2025	4.28000	50,000,000.00	49,459,055.56	0.00	SIEBERT WILLIAMS SHANK CO. & LLC
NTRD	1559915625	THUNDER BAY FDG 08/22/25	05/27/2025	08/22/2025	4.31000	50,000,000.00	49,479,208.33	0.00	RBC CAPITAL MARKETS, LLC
NTRD	1559915627	JOHNSON&JOHNSON 08/20/25	05/21/2025	08/20/2025	4.28000	50,000,000.00	49,459,055.56	0.00	SIEBERT WILLIAMS SHANK CO. & LLC
NTRD	1559915628	CRC FUNDING 09/18/25	05/22/2025	09/18/2025	4.37000	50,000,000.00	49,277,736.11	0.00	J.P. MORGAN SECURITIES LLC
NTRD	1559915629	EMERSON ELECTRIC 08/25/25	05/21/2025	08/25/2025	4.34000	50,000,000.00	49,421,333.33	0.00	LOOP CAPITAL MARKETS, LLC
NTRD	1559915630	CHARIOT FUNDING 08/18/25	05/21/2025	08/18/2025	4.37000	50,000,000.00	49,459,819.44	0.00	J.P. MORGAN SECURITIES LLC
NTRD	1559918927	COMMRZBNK US FIN 08/21/25	05/21/2025	08/21/2025	4.34000	50,000,000.00	49,445,444.44	0.00	BLAYLOCK VAN, LLC
NTRD	1560648434	PEPSICO 08/04/25	05/22/2025	08/04/2025	4.25000	50,000,000.00	49,563,194.44	0.00	SIEBERT WILLIAMS SHANK CO. & LLC
NTRD	1560660063	OLD LINE FDG 09/19/25	05/28/2025	09/19/2025	4.35000	50,000,000.00	49,311,250.00	0.00	J.P. MORGAN SECURITIES LLC
NTRD	1560660066	CRC FUNDING 09/16/25	05/22/2025	09/16/2025	4.36000	50,000,000.00	49,291,500.00	0.00	BLAYLOCK VAN, LLC
NTRD	1560660067	CRC FUNDING 09/16/25	05/22/2025	09/16/2025	4.36000	25,000,000.00	24,645,750.00	0.00	BLAYLOCK VAN, LLC
NTRD	1560660068	OLD LINE FDG 09/19/25	05/28/2025	09/19/2025	4.35000	50,000,000.00	49,311,250.00	0.00	J.P. MORGAN SECURITIES LLC
NTRD	1561490838	EMERSON ELECTRIC 09/03/25	05/23/2025	09/03/2025	4.33000	50,000,000.00	49,380,569.44	0.00	LOOP CAPITAL MARKETS, LLC
NTRD	1561490839	CANCARA ASSETSEC 09/30/25	05/23/2025	09/30/2025	4.35000	50,000,000.00	49,214,583.33	0.00	J.P. MORGAN SECURITIES LLC
NTRD	1561490841	CRC FUNDING 09/18/25	05/27/2025	09/18/2025	4.38000	10,000,000.00	9,861,300.00	0.00	J.P. MORGAN SECURITIES LLC
NTRD	1561490842	CRC FUNDING 09/18/25	05/27/2025	09/18/2025	4.38000	50,000,000.00	49,306,500.00	0.00	J.P. MORGAN SECURITIES LLC

LOS ANGELES COUNTY TREASURER  
INVESTMENT TRANSACTIONS JOURNAL  
PURCHASE DETAIL REPORT  
GROUP: POOLED SURPLUS INVESTMENTS  
FOR THE PERIOD: MAY 1, 2025 TO MAY 31, 2025  
ATTACHMENT VIII

Account	Original Trs ID	Description	Settle Date	Maturity Date	Rate	PAR	Principal	Accr Interest	Broker/Dealer
NTRD	1561490843	CANCARA ASSETSEC 09/30/25	05/23/2025	09/30/2025	4.35000	50,000,000.00	49,214,583.33	0.00	J.P. MORGAN SECURITIES LLC
NTRD	1563184570	SHEFFIELD RECEIV 08/19/25	05/27/2025	08/19/2025	4.39000	25,600,000.00	25,337,770.67	0.00	BANK OF AMERICA
NTRD	1563184576	ATLANTIC AST SEC 08/25/25	05/27/2025	08/25/2025	4.37000	50,000,000.00	49,453,750.00	0.00	BLAYLOCK VAN, LLC
NTRD	1563184577	OLD LINE FDG 08/29/25	05/29/2025	08/29/2025	4.31000	50,000,000.00	49,449,277.78	0.00	J.P. MORGAN SECURITIES LLC
NTRD	1563185879	MONT BLANC CAPTL 08/22/25	05/27/2025	08/22/2025	4.39000	17,389,000.00	17,204,517.20	0.00	ING FINANCIAL MARKETS LLC
NTRD	1565368217	TD 08/29/25	05/28/2025	08/29/2025	4.37000	50,000,000.00	49,435,541.67	0.00	CITIGROUP GLOBAL MRKT INC
NTRD	1565368218	OLD LINE FDG 09/03/25	05/30/2025	09/03/2025	4.31000	50,000,000.00	49,425,333.33	0.00	J.P. MORGAN SECURITIES LLC
NTRD	1565368223	SHEFFIELD RECEIV 08/25/25	05/28/2025	08/25/2025	4.37000	50,000,000.00	49,459,819.44	0.00	LOOP CAPITAL MARKETS, LLC
NTRD	1565368226	CRC FUNDING 09/22/25	05/28/2025	09/22/2025	4.36000	25,000,000.00	24,645,750.00	0.00	BLAYLOCK VAN, LLC
NTRD	1565368227	OLD LINE FDG 09/03/25	05/30/2025	09/03/2025	4.31000	50,000,000.00	49,425,333.33	0.00	J.P. MORGAN SECURITIES LLC
NTRD	1565368228	CRC FUNDING 09/22/25	05/28/2025	09/22/2025	4.36000	50,000,000.00	49,291,500.00	0.00	BLAYLOCK VAN, LLC
NTRD	1565368230	EMERSON ELECTRIC 09/02/25	05/28/2025	09/02/2025	4.35000	50,000,000.00	49,413,958.33	0.00	J.P. MORGAN SECURITIES LLC
NTRD	1565368231	MONT BLANC CAPTL 06/30/25	05/28/2025	06/30/2025	4.37000	5,080,000.00	5,059,650.37	0.00	ING FINANCIAL MARKETS LLC
NTRD	1565368232	NATIXIS NY 09/25/25	05/28/2025	09/25/2025	4.37000	50,000,000.00	49,271,666.67	0.00	GREAT PACIFIC SECURITIES
NTRD	1565368233	NATIXIS NY 09/25/25	05/28/2025	09/25/2025	4.37000	50,000,000.00	49,271,666.67	0.00	GREAT PACIFIC SECURITIES
NTRD	1565368235	EMERSON ELECTRIC 09/02/25	05/28/2025	09/02/2025	4.35000	50,000,000.00	49,413,958.33	0.00	J.P. MORGAN SECURITIES LLC
NTRD	1565368236	TD 08/29/25	05/28/2025	08/29/2025	4.37000	50,000,000.00	49,435,541.67	0.00	CITIGROUP GLOBAL MRKT INC
NTRD	1565383480	MONT BLANC CAPTL 08/29/25	05/28/2025	08/29/2025	4.40000	14,129,000.00	13,968,400.37	0.00	ING FINANCIAL MARKETS LLC
NTRD	1566146289	CRC FUNDING 09/05/25	05/29/2025	09/05/2025	4.36000	50,000,000.00	49,400,500.00	0.00	MISCHLER FINANCIAL GROUP INC.
NTRD	1566146293	CHARIOT FUNDING 06/30/25	05/29/2025	06/30/2025	4.37000	7,820,000.00	7,789,623.64	0.00	J.P. MORGAN SECURITIES LLC
NTRD	1566146295	CHARIOT FUNDING 06/30/25	05/29/2025	06/30/2025	4.37000	50,000,000.00	49,805,777.78	0.00	J.P. MORGAN SECURITIES LLC
NTRD	1566146296	JUPITER SECU 08/28/25	05/29/2025	08/28/2025	4.36000	30,000,000.00	29,669,366.67	0.00	LOOP CAPITAL MARKETS, LLC
NTRD	1566146299	CAFCO 09/04/25	05/29/2025	09/04/2025	4.37000	50,000,000.00	49,405,194.44	0.00	CITIGROUP GLOBAL MRKT INC
NTRD	1566998331	CAFCO 09/08/25	05/30/2025	09/08/2025	4.37000	25,000,000.00	24,693,493.06	0.00	CITIGROUP GLOBAL MRKT INC
NTRD	1566998334	PEPSICO 07/21/25	05/30/2025	07/21/2025	4.22000	50,000,000.00	49,695,222.22	0.00	BLAYLOCK VAN, LLC
NTRD	1566998335	AUTOBAHN FUND 07/31/25	05/30/2025	07/31/2025	4.37000	50,000,000.00	49,623,694.44	0.00	J.P. MORGAN SECURITIES LLC
NTRD	1566998336	CAFCO 09/05/25	05/30/2025	09/05/2025	4.36000	25,000,000.00	24,703,277.78	0.00	LOOP CAPITAL MARKETS, LLC
NTRD	1566998337	CRC FUNDING 09/08/25	05/30/2025	09/08/2025	4.36000	25,000,000.00	24,694,194.44	0.00	LOOP CAPITAL MARKETS, LLC
	<b>CPD TOTAL</b>					<b>5,089,102,000.00</b>	<b>5,033,827,646.73</b>	<b>0.00</b>	
NTRD	1543211122	US TREASURY BILL 06/05/25	05/01/2025	06/05/2025	4.20000	1,000,000.00	995,916.67	0.00	PIPER SANDLER COMPANIES
NTRD	1543211123	US TREASURY BILL 07/31/25	05/01/2025	07/31/2025	4.17400	50,000,000.00	49,472,452.78	0.00	J.P. MORGAN SECURITIES LLC
NTRD	1543211125	US TREASURY BILL 07/31/25	05/01/2025	07/31/2025	4.17400	50,000,000.00	49,472,452.78	0.00	J.P. MORGAN SECURITIES LLC
NTRD	1543211126	US TREASURY BILL 06/12/25	05/01/2025	06/12/2025	4.20000	50,000,000.00	49,755,000.00	0.00	FHN FINANCIAL CAPITAL MARKETS
NTRD	1543211127	US TREASURY BILL 05/27/25	05/01/2025	05/27/2025	4.22100	1,000,000.00	996,951.50	0.00	J.P. MORGAN SECURITIES LLC
NTRD	1543211128	US TREASURY BILL 08/19/25	05/01/2025	08/19/2025	4.16500	50,000,000.00	49,363,680.56	0.00	PIPER SANDLER COMPANIES
NTRD	1543211130	US TREASURY BILL 08/19/25	05/01/2025	08/19/2025	4.16500	50,000,000.00	49,363,680.56	0.00	PIPER SANDLER COMPANIES
NTRD	1543211131	US TREASURY BILL 06/12/25	05/01/2025	06/12/2025	4.20000	50,000,000.00	49,755,000.00	0.00	FHN FINANCIAL CAPITAL MARKETS
NTRD	1543333176	US TREASURY BILL 05/06/25	05/01/2025	05/06/2025	4.19998	1,000,000.00	999,416.67	0.00	FHN FINANCIAL CAPITAL MARKETS
NTRD	1544998414	US TREASURY BILL 08/19/25	05/02/2025	08/19/2025	4.19200	50,000,000.00	49,365,377.78	0.00	US BANCORP ADVISORS
NTRD	1544998418	US TREASURY BILL 07/31/25	05/02/2025	07/31/2025	4.19000	50,000,000.00	49,476,250.00	0.00	MIZUHO SECURITIES USA LLC
NTRD	1544998420	US TREASURY BILL 07/31/25	05/02/2025	07/31/2025	4.19000	50,000,000.00	49,476,250.00	0.00	DAIWA CAPITAL MARKETS AMERICA INC.
NTRD	1544998421	US TREASURY BILL 08/28/25	05/02/2025	08/28/2025	4.14000	50,000,000.00	49,321,500.00	0.00	J.P. MORGAN SECURITIES LLC
NTRD	1544998423	US TREASURY BILL 08/28/25	05/02/2025	08/28/2025	4.14000	50,000,000.00	49,321,500.00	0.00	J.P. MORGAN SECURITIES LLC
NTRD	1546219580	US TREASURY BILL 07/31/25	05/05/2025	07/31/2025	4.20000	50,000,000.00	49,492,500.00	0.00	DAIWA CAPITAL MARKETS AMERICA INC.
NTRD	1546219582	US TREASURY BILL 07/31/25	05/05/2025	07/31/2025	4.20000	50,000,000.00	49,492,500.00	0.00	DAIWA CAPITAL MARKETS AMERICA INC.
NTRD	1546219583	US TREASURY BILL 07/31/25	05/05/2025	07/31/2025	4.20500	50,000,000.00	49,491,895.83	0.00	INSPEREX LLC
NTRD	1546219584	US TREASURY BILL 08/07/25	05/05/2025	08/07/2025	4.18500	50,000,000.00	49,453,625.00	0.00	WELLS FARGO
NTRD	1547029417	US TREASURY BILL 07/31/25	05/06/2025	07/31/2025	4.18000	50,000,000.00	49,500,722.22	0.00	LOOP CAPITAL MARKETS, LLC
NTRD	1547029422	US TREASURY BILL 07/22/25	05/06/2025	07/22/2025	4.18000	50,000,000.00	49,552,972.22	0.00	UBS SECURITIES LLC
NTRD	1548009027	US TREASURY BILL 07/15/25	05/07/2025	07/15/2025	4.17000	50,000,000.00	49,600,375.00	0.00	KEYBANC CAPITAL MARKETS INC.
NTRD	1548009030	US TREASURY BILL 09/02/25	05/07/2025	09/02/2025	4.18000	50,000,000.00	49,314,944.44	0.00	PIPER SANDLER COMPANIES
NTRD	1548009031	US TREASURY BILL 08/19/25	05/07/2025	08/19/2025	4.17500	50,000,000.00	49,396,944.44	0.00	FHN FINANCIAL CAPITAL MARKETS
NTRD	1548009033	US TREASURY BILL 09/02/25	05/07/2025	09/02/2025	4.18000	50,000,000.00	49,314,944.44	0.00	PIPER SANDLER COMPANIES
NTRD	1549070534	US TREASURY BILL 09/02/25	05/08/2025	09/02/2025	4.18000	50,000,000.00	49,320,750.00	0.00	DAIWA CAPITAL MARKETS AMERICA INC.
NTRD	1549070536	US TREASURY BILL 08/07/25	05/08/2025	08/07/2025	4.20000	50,000,000.00	49,469,166.67	0.00	PIPER SANDLER COMPANIES
NTRD	1549070540	US TREASURY BILL 08/07/25	05/08/2025	08/07/2025	4.20000	50,000,000.00	49,469,166.67	0.00	PIPER SANDLER COMPANIES
NTRD	1549070543	US TREASURY BILL 09/02/25	05/08/2025	09/02/2025	4.18000	50,000,000.00	49,320,750.00	0.00	DAIWA CAPITAL MARKETS AMERICA INC.

LOS ANGELES COUNTY TREASURER  
 INVESTMENT TRANSACTIONS JOURNAL  
 PURCHASE DETAIL REPORT  
 GROUP: POOLED SURPLUS INVESTMENTS  
 FOR THE PERIOD: MAY 1, 2025 TO MAY 31, 2025  
 ATTACHMENT VIII

Account	Original Trs ID	Description	Settle Date	Maturity Date	Rate	PAR	Principal	Accr Interest	Broker/Dealer
NTRD	1549813140	US TREASURY BILL 08/12/25	05/09/2025	08/12/2025	4.19300	50,000,000.00	49,446,756.94	0.00	US BANCORP ADVISORS
NTRD	1549813142	US TREASURY BILL 08/12/25	05/09/2025	08/12/2025	4.19300	50,000,000.00	49,446,756.94	0.00	US BANCORP ADVISORS
NTRD	1550978659	US TREASURY BILL 09/02/25	05/12/2025	09/02/2025	4.21000	50,000,000.00	49,339,263.89	0.00	FHN FINANCIAL CAPITAL MARKETS
NTRD	1550978661	US TREASURY BILL 09/02/25	05/12/2025	09/02/2025	4.21000	50,000,000.00	49,339,263.89	0.00	FHN FINANCIAL CAPITAL MARKETS
NTRD	1551984971	US TREASURY BILL 08/21/25	05/13/2025	08/21/2025	4.25100	50,000,000.00	49,409,583.33	0.00	US BANCORP ADVISORS
NTRD	1551984979	US TREASURY BILL 09/02/25	05/13/2025	09/02/2025	4.20000	50,000,000.00	49,346,666.67	0.00	J.P. MORGAN SECURITIES LLC
NTRD	1551984980	US TREASURY BILL 08/21/25	05/13/2025	08/21/2025	4.25100	37,067,000.00	36,629,300.51	0.00	US BANCORP ADVISORS
NTRD	1551984983	US TREASURY BILL 09/02/25	05/13/2025	09/02/2025	4.20000	50,000,000.00	49,346,666.67	0.00	J.P. MORGAN SECURITIES LLC
NTRD	1551984984	US TREASURY BILL 09/02/25	05/13/2025	09/02/2025	4.20000	50,000,000.00	49,346,666.67	0.00	J.P. MORGAN SECURITIES LLC
NTRD	1551984985	US TREASURY BILL 09/02/25	05/13/2025	09/02/2025	4.20000	50,000,000.00	49,346,666.67	0.00	J.P. MORGAN SECURITIES LLC
NTRD	1553094612	US TREASURY BILL 08/21/25	05/14/2025	08/21/2025	4.24700	50,000,000.00	49,416,037.50	0.00	INSPEREX LLC
NTRD	1553094613	US TREASURY BILL 08/26/25	05/14/2025	08/26/2025	4.23500	50,000,000.00	49,388,277.78	0.00	UBS SECURITIES LLC
NTRD	1553094616	US TREASURY BILL 08/21/25	05/14/2025	08/21/2025	4.24700	50,000,000.00	49,416,037.50	0.00	INSPEREX LLC
NTRD	1554385517	US TREASURY BILL 09/02/25	05/15/2025	09/02/2025	4.23000	50,000,000.00	49,353,750.00	0.00	WELLS FARGO
NTRD	1554385518	US TREASURY BILL 08/21/25	05/15/2025	08/21/2025	4.24000	50,000,000.00	49,422,888.89	0.00	DAIWA CAPITAL MARKETS AMERICA INC.
NTRD	1554385520	US TREASURY BILL 08/21/25	05/15/2025	08/21/2025	4.24000	50,000,000.00	49,422,888.89	0.00	DAIWA CAPITAL MARKETS AMERICA INC.
NTRD	1554385529	US TREASURY BILL 09/02/25	05/15/2025	09/02/2025	4.23000	50,000,000.00	49,353,750.00	0.00	WELLS FARGO
NTRD	1556752202	US TREASURY BILL 09/04/25	05/16/2025	09/04/2025	4.20400	50,000,000.00	49,351,883.33	0.00	US BANCORP ADVISORS
NTRD	1556752211	US TREASURY BILL 09/09/25	05/16/2025	09/09/2025	4.22000	50,000,000.00	49,320,111.11	0.00	FHN FINANCIAL CAPITAL MARKETS
NTRD	1556752213	US TREASURY BILL 09/09/25	05/16/2025	09/09/2025	4.22000	50,000,000.00	49,320,111.11	0.00	FHN FINANCIAL CAPITAL MARKETS
NTRD	1558812859	US TREASURY BILL 09/09/25	05/20/2025	09/09/2025	4.21500	50,000,000.00	49,344,333.33	0.00	DAIWA CAPITAL MARKETS AMERICA INC.
NTRD	1558812862	US TREASURY BILL 09/09/25	05/20/2025	09/09/2025	4.21500	50,000,000.00	49,344,333.33	0.00	DAIWA CAPITAL MARKETS AMERICA INC.
NTRD	1559915619	US TREASURY BILL 09/09/25	05/21/2025	09/09/2025	4.22300	50,000,000.00	49,348,954.17	0.00	US BANCORP ADVISORS
NTRD	1559915626	US TREASURY BILL 09/09/25	05/21/2025	09/09/2025	4.22300	50,000,000.00	49,348,954.17	0.00	US BANCORP ADVISORS
NTRD	1560648433	US TREASURY BILL 09/16/25	05/22/2025	09/16/2025	4.19000	50,000,000.00	49,319,125.00	0.00	PIPER SANDLER COMPANIES
NTRD	1560648435	US TREASURY BILL 09/16/25	05/22/2025	09/16/2025	4.19000	50,000,000.00	49,319,125.00	0.00	PIPER SANDLER COMPANIES
NTRD	1561490840	US TREASURY BILL 09/16/25	05/23/2025	09/16/2025	4.20000	50,000,000.00	49,323,333.33	0.00	DAIWA CAPITAL MARKETS AMERICA INC.
NTRD	1561490844	US TREASURY BILL 09/16/25	05/23/2025	09/16/2025	4.20000	50,000,000.00	49,323,333.33	0.00	DAIWA CAPITAL MARKETS AMERICA INC.
NTRD	1563184571	US TREASURY BILL 08/21/25	05/28/2025	08/21/2025	4.22500	50,000,000.00	49,501,215.28	0.00	KEYBANC CAPITAL MARKETS INC.
NTRD	1563184572	US TREASURY BILL 08/21/25	05/28/2025	08/21/2025	4.22500	50,000,000.00	49,501,215.28	0.00	KEYBANC CAPITAL MARKETS INC.
NTRD	1563184573	US TREASURY BILL 09/16/25	05/27/2025	09/16/2025	4.19000	50,000,000.00	49,348,222.22	0.00	PIPER SANDLER COMPANIES
NTRD	1563184574	US TREASURY BILL 09/16/25	05/27/2025	09/16/2025	4.19000	50,000,000.00	49,348,222.22	0.00	PIPER SANDLER COMPANIES
NTRD	1565302976	US TREASURY BILL 09/23/25	05/28/2025	09/23/2025	4.21000	50,000,000.00	49,310,027.78	0.00	UBS SECURITIES LLC
NTRD	1565302977	US TREASURY BILL 09/23/25	05/28/2025	09/23/2025	4.21000	50,000,000.00	49,310,027.78	0.00	UBS SECURITIES LLC
NTRD	1565302978	US TREASURY BILL 09/23/25	05/27/2025	09/23/2025	4.20000	50,000,000.00	49,305,833.33	0.00	FHN FINANCIAL CAPITAL MARKETS
NTRD	1565302979	US TREASURY BILL 09/23/25	05/27/2025	09/23/2025	4.20000	50,000,000.00	49,305,833.33	0.00	FHN FINANCIAL CAPITAL MARKETS
NTRD	1565368222	US TREASURY BILL 08/28/25	05/28/2025	08/28/2025	4.20500	50,000,000.00	49,462,694.44	0.00	KEYBANC CAPITAL MARKETS INC.
NTRD	1565368224	US TREASURY BILL 08/28/25	05/28/2025	08/28/2025	4.20500	50,000,000.00	49,462,694.44	0.00	KEYBANC CAPITAL MARKETS INC.
NTRD	1565368225	US TREASURY BILL 09/23/25	05/28/2025	09/23/2025	4.21000	50,000,000.00	49,310,027.78	0.00	PIPER SANDLER COMPANIES
NTRD	1565368234	US TREASURY BILL 09/23/25	05/28/2025	09/23/2025	4.21000	50,000,000.00	49,310,027.78	0.00	PIPER SANDLER COMPANIES
NTRD	1566146294	US TREASURY BILL 08/28/25	05/29/2025	08/28/2025	4.21000	50,000,000.00	49,467,902.78	0.00	RAYMOND, JAMES & ASSOC. INC
NTRD	1566146298	US TREASURY BILL 08/28/25	05/29/2025	08/28/2025	4.21000	37,485,000.00	37,086,086.71	0.00	RAYMOND, JAMES & ASSOC. INC
NTRD	1566998333	US TREASURY BILL 09/04/25	05/30/2025	09/04/2025	4.19800	50,000,000.00	49,434,436.11	0.00	US BANCORP ADVISORS
NTRD	1566998339	US TREASURY BILL 09/04/25	05/30/2025	09/04/2025	4.19800	1,370,000.00	1,354,503.55	0.00	US BANCORP ADVISORS
<b>US TBILLS TOTAL</b>						<b>3,378,922,000.00</b>	<b>3,338,580,476.99</b>	<b>0.00</b>	
<b>NTRD- PSI TOTAL</b>						<b>12,449,460,000.00</b>	<b>12,322,701,379.43</b>	<b>0.00</b>	
<b>PSI TOTAL</b>						<b>12,449,460,000.00</b>	<b>12,322,701,379.43</b>	<b>0.00</b>	

LOS ANGELES COUNTY TREASURER  
INVESTMENT TRANSACTIONS JOURNAL  
PURCHASE DETAIL REPORT  
GROUP: SPECIFIC PURPOSE INVESTMENTS  
FOR THE PERIOD: MAY 1, 2025 TO MAY 31, 2025  
ATTACHMENT VIII

**There were no Specific Purpose Investments Purchases.**

LOS ANGELES COUNTY TREASURER  
 INVESTMENT TRANSACTIONS JOURNAL  
 CALLS-SALES REPORT  
 GROUP: POOLED SURPLUS INVESTMENTS  
 FOR THE PERIOD: MAY 1, 2025 TO MAY 31, 2025  
 ATTACHMENT VIII

Account	Original Trs ID	Description	CUSIP	Transaction Type	Settle Date	Maturity Date	Rate	PAR	Principal	Interest	Settlement Amount
NTRD	1539214051	FEDERAL NATIONAL MORTGAGE ASSOCIATION	3135GAS93	Call Redemption	05/08/2025	05/08/2029	5.77000	50,000,000.00	50,000,000.00	-	50,000,000.00
NTRD	1539214052	FEDERAL NATIONAL MORTGAGE ASSOCIATION	3135GAS93	Coupon	05/08/2025	05/08/2029	5.77000	-	-	1,442,500.00	1,442,500.00
NTRD	1549124396	FEDERAL FARM CREDIT BANKS FUNDING CORP	3133ERRF0	Call Redemption	05/14/2025	11/28/2029	5.14000	50,000,000.00	50,000,000.00	-	50,000,000.00
NTRD	1549124511	FEDERAL FARM CREDIT BANKS FUNDING CORP	3133ERRF0	Coupon	05/14/2025	11/28/2029	5.14000	-	-	1,185,055.55	1,185,055.55
NTRD	1556482180	FEDERAL FARM CREDIT BANKS FUNDING CORP	3133ERRG8	Call Redemption	05/15/2025	11/27/2030	5.30000	49,625,000.00	49,625,000.00	-	49,625,000.00
NTRD	1556481531	FEDERAL FARM CREDIT BANKS FUNDING CORP	3133ERRG8	Coupon	05/15/2025	11/27/2030	5.30000	-	-	1,227,391.50	1,227,391.50
NTRD	1553241112	FEDERAL HOME LOAN MORTGAGE CORP	3134H1P31	Call Redemption	05/21/2025	05/21/2029	5.77000	50,000,000.00	50,000,000.00	-	50,000,000.00
NTRD	1553241113	FEDERAL HOME LOAN MORTGAGE CORP	3134H1P31	Coupon	05/21/2025	05/21/2029	5.77000	-	-	1,442,500.00	1,442,500.00
NTRD	1553241110	FEDERAL HOME LOAN MORTGAGE CORP	3134HAE66	Call Redemption	05/21/2025	11/21/2031	5.34000	50,000,000.00	50,000,000.00	-	50,000,000.00
NTRD	1553241111	FEDERAL HOME LOAN MORTGAGE CORP	3134HAE66	Coupon	05/21/2025	11/21/2031	5.34000	-	-	1,305,333.30	1,305,333.30
NTRD	1561643450	FEDERAL NATIONAL MORTGAGE ASSOCIATION	3135GAUC3	Call Redemption	05/27/2025	08/27/2029	5.10000	50,000,000.00	50,000,000.00	-	50,000,000.00
NTRD	1561643451	FEDERAL NATIONAL MORTGAGE ASSOCIATION	3135GAUC3	Coupon	05/27/2025	08/27/2029	5.10000	-	-	637,500.00	637,500.00
NTRD	1561643881	FEDERAL HOME LOAN BANKS	3130AXVE5	Call Redemption	05/28/2025	11/28/2028	5.35000	50,000,000.00	50,000,000.00	-	50,000,000.00
NTRD	1561643882	FEDERAL HOME LOAN BANKS	3130AXVE5	Coupon	05/28/2025	11/28/2028	5.35000	-	-	1,337,500.00	1,337,500.00
<b>NTRD-PSI TOTAL</b>								<b>349,625,000.00</b>	<b>349,625,000.00</b>	<b>8,577,780.35</b>	<b>358,202,780.35</b>
<b>PSI TOTAL</b>								<b>349,625,000.00</b>	<b>349,625,000.00</b>	<b>8,577,780.35</b>	<b>358,202,780.35</b>

LOS ANGELES COUNTY TREASURER  
INVESTMENT TRANSACTIONS JOURNAL  
CALLS-SALES REPORT  
GROUP: SPECIFIC PURPOSE INVESTMENTS  
FOR THE PERIOD: MAY 1, 2025 TO MAY 31, 2025  
ATTACHMENT VIII

**There were no Specific Purpose Investments Calls/Sales.**

LOS ANGELES COUNTY TREASURER  
 COMPARISON OF INVESTMENT COST TO MARKET VALUE  
 AS OF MAY 31, 2025  
 ATTACHMENT IX

SECURITY TYPE	POOLED			SPECIFIC PURPOSE		
	Amortized Cost	Market Value	Mkt Value Difference	Amortized Cost	Market Value	Mkt Value Difference
Collateralized CD's	\$0.00	\$0.00	\$0.00	\$0.00	\$0.00	\$0.00
Negotiable CD's	1,950,000,000.00	1,949,850,795.00	(149,205.00)	0.00	0.00	0.00
Euro CD's	0.00	0.00	0.00	0.00	0.00	0.00
Bankers Acceptances	0.00	0.00	0.00	0.00	0.00	0.00
Commercial Paper	18,115,979,419.38	18,108,299,204.32	(7,680,215.06)	0.00	0.00	0.00
Governments	13,978,662,690.54	13,853,573,412.94	(125,089,277.60)	193,523,038.89	193,500,687.95	(22,350.94)
Agencies	26,556,742,761.23	25,101,710,009.42	(1,455,032,751.81)	73,405,000.00	51,521,836.33	(21,883,163.67)
Municipals	35,282,408.02	35,282,408.02	0.00	1,610,000.00	1,610,000.00	0.00
Corp. & Deposit Notes	0.00	0.00	0.00	0.00	0.00	0.00
Repurchase Agreements	0.00	0.00	0.00	0.00	0.00	0.00
Asset Backed	0.00	0.00	0.00	0.00	0.00	0.00
Other	0.00	0.00	0.00	44,063,550.80	44,063,550.80	0.00
<b>TOTAL</b>	<b><u>\$60,636,667,279.17</u></b>	<b><u>\$59,048,715,829.70</u></b>	<b><u>(\$1,587,951,449.47)</u></b>	<b><u>\$312,601,589.69</u></b>	<b><u>\$290,696,075.08</u></b>	<b><u>(\$21,905,514.61)</u></b>

**Market Pricing Policies and Source:**

The Pooled Surplus Investment Portfolio (PSI) is market priced monthly using Citibank Valuation Total Report month-end prices. Securities not actively traded, and therefore may not have a month-end price quoted in the Citibank Valuation Total Report, are priced in accordance with industry pricing standards and are shown on Attachment IXa. Bond Anticipation Notes are private placements not actively traded, are not included in the Citibank Valuation Total Report. Accordingly, market value is priced at Cost. Such non-traded securities make up 0.06% of the PSI Portfolio.

**LOS ANGELES COUNTY TREASURER  
MARKET PRICING EXCEPTIONS  
AS OF MAY 31, 2025  
ATTACHMENT IXa**

**There were no Market Pricing Exceptions**

LOS ANGELES COUNTY TREASURER  
 TREASURER PORTFOLIO COMPARED TO MARKET VALUE  
 FOR THE PERIOD: MAY 1, 2025 TO MAY 31, 2025  
 FUND: POOLED SURPLUS INVESTMENTS  
 ATTACHMENT X

Security ID	CUSIP	Description	Final Maturity	Face Rate	PAR	Amortized Cost	Historical Cost	Market Value
821809165	3133EMLN0	FEDERAL FARM CREDIT BANKS FUNDING CORP	12/23/2030	1.240	50,000,000.00	50,000,000.00	50,000,000.00	42,710,261.00
821810641	3133ENCC2	FEDERAL FARM CREDIT BANKS FUNDING CORP	10/27/2031	1.980	20,000,000.00	20,000,000.00	20,000,000.00	17,365,359.40
821809066	3133EL5L4	FEDERAL FARM CREDIT BANKS FUNDING CORP	06/03/2030	1.250	50,000,000.00	50,000,000.00	50,000,000.00	43,286,761.00
1361041879	3133ERSS1	FEDERAL FARM CREDIT BANKS FUNDING CORP	03/11/2032	5.250	19,085,000.00	19,085,000.00	19,085,000.00	18,960,426.48
1104833997	3133EPW50	FEDERAL FARM CREDIT BANKS FUNDING CORP	09/25/2026	5.200	25,000,000.00	25,000,000.00	25,000,000.00	25,001,869.75
821809918	3133EMNB4	FEDERAL FARM CREDIT BANKS FUNDING CORP	01/14/2031	1.380	25,000,000.00	25,000,000.00	25,000,000.00	21,441,274.00
821809490	3133EMFG2	FEDERAL FARM CREDIT BANKS FUNDING CORP	11/04/2030	1.370	50,000,000.00	50,000,000.00	50,000,000.00	43,185,193.00
1356282330	3133ERST9	FEDERAL FARM CREDIT BANKS FUNDING CORP	09/11/2030	5.120	50,000,000.00	50,000,000.00	50,000,000.00	49,851,137.00
821810656	3133ELXZ2	FEDERAL FARM CREDIT BANKS FUNDING CORP	04/27/2027	1.020	20,925,000.00	20,944,204.34	20,995,517.25	19,785,231.78
1434188057	3133ERJ69	FEDERAL FARM CREDIT BANKS FUNDING CORP	12/16/2032	5.200	25,000,000.00	25,000,000.00	25,000,000.00	24,990,716.50
821809462	3133EMVB5	FEDERAL FARM CREDIT BANKS FUNDING CORP	04/05/2029	1.730	25,000,000.00	25,000,000.00	25,000,000.00	22,907,463.75
821810615	3133EL2K9	FEDERAL FARM CREDIT BANKS FUNDING CORP	07/30/2029	1.120	20,000,000.00	20,000,000.00	20,000,000.00	17,701,169.40
821809731	3133ELC77	FEDERAL FARM CREDIT BANKS FUNDING CORP	05/27/2027	1.040	35,500,000.00	35,500,000.00	35,500,000.00	33,485,256.08
821809064	3133EMLN0	FEDERAL FARM CREDIT BANKS FUNDING CORP	12/23/2030	1.240	50,000,000.00	50,000,000.00	50,000,000.00	42,710,261.00
821809877	3133ENKZ2	FEDERAL FARM CREDIT BANKS FUNDING CORP	01/14/2032	2.000	25,000,000.00	24,916,987.09	24,875,000.00	21,568,131.00
821809507	3133ENJ05	FEDERAL FARM CREDIT BANKS FUNDING CORP	12/22/2026	1.290	25,000,000.00	25,000,000.00	25,000,000.00	23,971,810.75
821810701	3133ENFN5	FEDERAL FARM CREDIT BANKS FUNDING CORP	11/30/2026	1.540	25,000,000.00	25,000,000.00	25,000,000.00	24,098,711.75
821810441	3133ENLS7	FEDERAL FARM CREDIT BANKS FUNDING CORP	01/26/2032	2.320	25,000,000.00	25,000,000.00	25,000,000.00	21,716,512.75
821810497	3133EMVA7	FEDERAL FARM CREDIT BANKS FUNDING CORP	04/01/2031	2.020	25,000,000.00	25,000,000.00	25,000,000.00	22,013,893.25
821810398	3133ENMP2	FEDERAL FARM CREDIT BANKS FUNDING CORP	01/27/2032	2.230	25,000,000.00	25,000,000.00	25,000,000.00	21,587,794.25
821809049	3133EMFH0	FEDERAL FARM CREDIT BANKS FUNDING CORP	11/04/2030	1.300	50,000,000.00	50,000,000.00	50,000,000.00	43,017,079.50
821809892	3133EMGT3	FEDERAL FARM CREDIT BANKS FUNDING CORP	11/19/2030	1.340	25,000,000.00	25,000,000.00	25,000,000.00	21,531,421.75
821809576	3133EL5F7	FEDERAL FARM CREDIT BANKS FUNDING CORP	12/01/2028	1.030	40,000,000.00	39,951,405.63	39,885,600.00	36,152,106.40
821809520	3133ENHP8	FEDERAL FARM CREDIT BANKS FUNDING CORP	12/20/2028	1.450	25,000,000.00	24,986,294.10	24,973,000.00	22,945,724.25
821810695	3133EMWA6	FEDERAL FARM CREDIT BANKS FUNDING CORP	04/14/2028	1.430	25,000,000.00	25,000,000.00	25,000,000.00	23,272,810.25
821809055	3133EMGT3	FEDERAL FARM CREDIT BANKS FUNDING CORP	11/19/2030	1.340	50,000,000.00	50,000,000.00	50,000,000.00	43,062,843.50
821810624	3133ENDC1	FEDERAL FARM CREDIT BANKS FUNDING CORP	11/03/2026	1.330	20,000,000.00	19,997,152.25	19,990,000.00	19,298,119.80
821810553	3133EMWB4	FEDERAL FARM CREDIT BANKS FUNDING CORP	04/14/2031	2.040	25,000,000.00	25,000,000.00	25,000,000.00	22,023,275.50
821809516	3133ENEM8	FEDERAL FARM CREDIT BANKS FUNDING CORP	11/23/2026	1.430	25,000,000.00	25,000,000.00	25,000,000.00	24,073,091.25
821809744	3133ENEF3	FEDERAL FARM CREDIT BANKS FUNDING CORP	11/16/2026	1.270	20,000,000.00	20,000,000.00	20,000,000.00	19,223,115.40
821809879	3133ENLL2	FEDERAL FARM CREDIT BANKS FUNDING CORP	01/20/2032	2.050	25,000,000.00	25,000,000.00	25,000,000.00	21,341,921.50
821810568	3133ELJ31	FEDERAL FARM CREDIT BANKS FUNDING CORP	08/12/2030	1.150	10,551,000.00	10,543,222.97	10,536,228.60	9,036,763.63
821809501	3133EL6D1	FEDERAL FARM CREDIT BANKS FUNDING CORP	09/10/2029	1.230	25,000,000.00	25,000,000.00	25,000,000.00	22,162,807.25
1434188061	3133ERJ69	FEDERAL FARM CREDIT BANKS FUNDING CORP	12/16/2032	5.200	25,000,000.00	25,000,000.00	25,000,000.00	24,990,716.50
1118108042	3133EPYC3	FEDERAL FARM CREDIT BANKS FUNDING CORP	10/20/2027	5.360	25,000,000.00	25,000,000.00	25,000,000.00	25,032,924.75
821809757	3133ENLE8	FEDERAL FARM CREDIT BANKS FUNDING CORP	01/18/2028	1.830	25,000,000.00	25,000,000.00	25,000,000.00	23,634,626.00
821810751	3133ENHB9	FEDERAL FARM CREDIT BANKS FUNDING CORP	12/14/2028	1.840	25,000,000.00	25,000,000.00	25,000,000.00	23,251,074.75
821809053	3133EMFH0	FEDERAL FARM CREDIT BANKS FUNDING CORP	11/04/2030	1.300	50,000,000.00	50,000,000.00	50,000,000.00	43,017,079.50
845641500	3133ENVT4	FEDERAL FARM CREDIT BANKS FUNDING CORP	05/03/2027	3.490	25,000,000.00	25,000,000.00	25,000,000.00	24,698,834.25
821810697	3133EMWA6	FEDERAL FARM CREDIT BANKS FUNDING CORP	04/14/2028	1.430	25,000,000.00	25,000,000.00	25,000,000.00	23,272,810.25
821809475	3133ELJ31	FEDERAL FARM CREDIT BANKS FUNDING CORP	08/12/2030	1.150	50,000,000.00	49,963,145.61	49,930,000.00	42,824,204.50
821810051	3133EMJZ6	FEDERAL FARM CREDIT BANKS FUNDING CORP	12/10/2031	1.170	37,000,000.00	36,877,960.96	36,794,280.00	30,582,912.03
903285066	3133ENJ35	FEDERAL FARM CREDIT BANKS FUNDING CORP	02/25/2026	3.320	25,000,000.00	24,999,022.01	24,995,350.00	24,827,386.75
1469416633	3133ERE49	FEDERAL FARM CREDIT BANKS FUNDING CORP	11/28/2032	5.230	50,000,000.00	49,893,298.64	49,888,500.00	49,969,448.50
821810781	3133ENKH2	FEDERAL FARM CREDIT BANKS FUNDING CORP	01/10/2028	1.600	25,000,000.00	25,000,000.00	25,000,000.00	23,524,732.25
821809572	3133EMNV8	FEDERAL FARM CREDIT BANKS FUNDING CORP	01/27/2027	0.700	40,000,000.00	40,000,000.00	40,000,000.00	37,831,351.60
821810092	3133EL4P6	FEDERAL FARM CREDIT BANKS FUNDING CORP	08/20/2029	1.140	25,000,000.00	25,000,000.00	25,000,000.00	22,110,326.00
821809783	3133ENCC2	FEDERAL FARM CREDIT BANKS FUNDING CORP	10/27/2031	1.980	25,000,000.00	25,000,000.00	25,000,000.00	21,706,699.25
821810303	3133ENGR5	FEDERAL FARM CREDIT BANKS FUNDING CORP	12/09/2031	2.200	25,000,000.00	25,000,000.00	25,000,000.00	21,956,849.75
821810753	3133ENHB9	FEDERAL FARM CREDIT BANKS FUNDING CORP	12/14/2028	1.840	25,000,000.00	25,000,000.00	25,000,000.00	23,231,074.75
1393456859	3133ERYN5	FEDERAL FARM CREDIT BANKS FUNDING CORP	10/28/2031	4.900	50,000,000.00	50,000,000.00	50,000,000.00	49,884,093.00
821810677	3133EMLM2	FEDERAL FARM CREDIT BANKS FUNDING CORP	02/21/2031	1.125	21,750,000.00	21,750,000.00	21,750,000.00	18,453,391.43
888663308	3133ENC40	FEDERAL FARM CREDIT BANKS FUNDING CORP	07/25/2029	4.330	25,000,000.00	25,000,000.00	25,000,000.00	24,892,493.75
821809512	3133ENDC1	FEDERAL FARM CREDIT BANKS FUNDING CORP	11/03/2026	1.330	25,000,000.00	25,000,000.00	25,000,000.00	24,072,649.75
821809015	3133EL4P6	FEDERAL FARM CREDIT BANKS FUNDING CORP	08/20/2029	1.140	43,338,000.00	43,307,393.28	43,272,993.00	38,328,692.33
1460488421	3133ERV73	FEDERAL FARM CREDIT BANKS FUNDING CORP	01/12/2032	5.190	21,315,000.00	21,315,000.00	21,315,000.00	21,620,681.61
821809911	3133EMGT3	FEDERAL FARM CREDIT BANKS FUNDING CORP	11/19/2030	1.340	25,000,000.00	25,000,000.00	25,000,000.00	21,531,421.75
821810776	3133ENKH2	FEDERAL FARM CREDIT BANKS FUNDING CORP	01/10/2028	1.600	25,000,000.00	25,000,000.00	25,000,000.00	23,524,732.25
821809286	3133EMSX1	FEDERAL FARM CREDIT BANKS FUNDING CORP	03/15/2029	1.550	50,000,000.00	49,844,955.17	49,675,000.00	45,568,444.50
906065817	3133ENJ76	FEDERAL FARM CREDIT BANKS FUNDING CORP	09/06/2029	4.400	25,000,000.00	25,000,000.00	25,000,000.00	24,906,645.25
821809486	3133EL6L3	FEDERAL FARM CREDIT BANKS FUNDING CORP	09/09/2030	1.320	50,000,000.00	50,000,000.00	50,000,000.00	43,083,270.50
821809738	3133ENLZ1	FEDERAL FARM CREDIT BANKS FUNDING CORP	01/26/2027	1.780	25,000,000.00	25,000,000.00	25,000,000.00	24,103,120.50
1359286051	3133ERSS1	FEDERAL FARM CREDIT BANKS FUNDING CORP	03/11/2032	5.250	50,000,000.00	50,000,000.00	50,000,000.00	49,673,635.00
821809273	3133EMLN0	FEDERAL FARM CREDIT BANKS FUNDING CORP	12/23/2030	1.240	50,000,000.00	50,000,000.00	50,000,000.00	42,710,261.00
861158866	3133ENX54	FEDERAL FARM CREDIT BANKS FUNDING CORP	05/26/2026	3.375	25,000,000.00	25,000,000.00	25,000,000.00	24,773,746.50
821809142	3133EMLM2	FEDERAL FARM CREDIT BANKS FUNDING CORP	02/21/2031	1.125	22,956,000.00	22,954,707.56	22,953,704.40	19,476,600.17
821809667	3133ELC85	FEDERAL FARM CREDIT BANKS FUNDING CORP	05/27/2026	0.820	25,000,000.00	25,000,000.00	25,000,000.00	24,171,046.50
821809099	3133EMNV8	FEDERAL FARM CREDIT BANKS FUNDING CORP	01/27/2027	0.700	50,000,000.00	50,000,000.00	50,000,000.00	47,289,189.50
821809170	3133EMFU1	FEDERAL FARM CREDIT BANKS FUNDING CORP	11/03/2032	1.240	18,330,000.00	18,330,000.00	18,330,000.00	14,649,585.47
1372483908	3133ERUP4	FEDERAL FARM CREDIT BANKS FUNDING CORP	03/25/2030	4.840	50,000,000.00	50,000,000.00	50,000,000.00	49,935,879.00
1366639767	3133ERUP4	FEDERAL FARM CREDIT BANKS FUNDING CORP	03/25/2030	4.840	50,000,000.00	50,000,000.00	50,000,000.00	49,935,879.00
821810524	3133EMVA7	FEDERAL FARM CREDIT BANKS FUNDING CORP	04/01/2031	2.020	25,000,000.00	25,000,000.00	25,000,000.00	22,013,893.25
888663310	3133ENC40	FEDERAL FARM CREDIT BANKS FUNDING CORP	07/25/2029	4.330	50,000,000.00	50,000,000.00	50,000,000.00	49,784,987.50
821809056	3133EMVH2	FEDERAL FARM CREDIT BANKS FUNDING CORP	04/05/2028	1.570	50,000,000.00	50,000,000.00	50,000,000.00	46,757,170.00
821809499	3133EL5U4	FEDERAL FARM CREDIT BANKS FUNDING CORP	09/01/2028	1.120	25,000,000.00	25,000,000.00	25,000,000.00	22,824,096.50
821809133	3133EMVH2	FEDERAL FARM CREDIT BANKS FUNDING CORP	04/05/2028	1.570	50,000,000.00	50,000,000.00	50,000,000.00	46,757,170.00
1125181600	3133PEZZ2	FEDERAL FARM CREDIT BANKS FUNDING CORP	11/03/2028	5.570	30,000,000.00	30,000,000.00	30,000,000.00	30,043,421.70
821810673	3133EMSX1	FEDERAL FARM CREDIT BANKS FUNDING CORP	03/15/2029	1.550	20,945,000.00	20,880,051.73	20,808,857.50	19,084,432.40
1382119138	3133ERXF3	FEDERAL FARM CREDIT BANKS FUNDING CORP	10/15/2031	4.900	50,000,000.00	50,000,000.00	50,000,000.00	49,847,302.00
821809297	3133EMUG5	FEDERAL FARM CREDIT BANKS FUNDING CORP	03/24/2031	1.980	50,000,000.00	49,927,129.12	49,875,000.00	44,061,008.00
821809508	3133EMJW3	FEDERAL FARM CREDIT BANKS FUNDING CORP	12/09/2027	0.860	26,200,000.00	26,200,000.00	26,200,000.00	24,192,454.34
821809480	3133EMKQ9	FEDERAL FARM CREDIT BANKS FUNDING CORP	12/23/2030	1.170	50,000,000.00	49,958,289.99	49,925,000.00	42,538,392.50
829937661	3133ENTQ3	FEDERAL FARM CREDIT BANKS FUNDING CORP	04/04/2029	3.500	21,000,000.00	21,000,000.00	21,000,000.00	2

LOS ANGELES COUNTY TREASURER  
 TREASURER PORTFOLIO COMPARED TO MARKET VALUE  
 FOR THE PERIOD: MAY 1, 2025 TO MAY 31, 2025  
 FUND: POOLED SURPLUS INVESTMENTS  
 ATTACHMENT X

Security ID	CUSIP	Description	Final Maturity	Face Rate	PAR	Amortized Cost	Historical Cost	Market Value
821810761	3133ELXZ2	FEDERAL FARM CREDIT BANKS FUNDING CORP	04/27/2027	1.020	5,000,000.00	5,000,000.00	5,000,000.00	4,727,653.95
821810690	3133EMNB4	FEDERAL FARM CREDIT BANKS FUNDING CORP	01/14/2031	1.380	25,000,000.00	25,000,000.00	25,000,000.00	21,441,274.00
821808961	3133EMFU1	FEDERAL FARM CREDIT BANKS FUNDING CORP	11/03/2032	1.240	18,330,000.00	18,330,000.00	18,330,000.00	14,649,585.47
821809762	3133ENGL8	FEDERAL FARM CREDIT BANKS FUNDING CORP	12/07/2029	2.000	20,000,000.00	20,000,000.00	20,000,000.00	18,277,463.20
821809678	3133EL5F7	FEDERAL FARM CREDIT BANKS FUNDING CORP	12/01/2028	1.030	25,000,000.00	25,000,000.00	25,000,000.00	22,595,066.50
821809747	3133ENJZ4	FEDERAL FARM CREDIT BANKS FUNDING CORP	01/05/2032	1.800	25,000,000.00	24,994,228.16	24,991,250.00	21,147,813.00
821809676	3133EMLM2	FEDERAL FARM CREDIT BANKS FUNDING CORP	02/21/2031	1.125	25,000,000.00	24,996,481.22	24,993,750.00	21,210,794.75
821810272	3133ELWV0	FEDERAL FARM CREDIT BANKS FUNDING CORP	04/21/2027	1.330	25,000,000.00	25,000,000.00	25,000,000.00	23,779,900.00
821810769	3133ENFR6	FEDERAL FARM CREDIT BANKS FUNDING CORP	12/01/2025	1.340	9,880,000.00	9,880,000.00	9,880,000.00	9,735,441.08
1434188056	3133ERJ69	FEDERAL FARM CREDIT BANKS FUNDING CORP	12/16/2032	5.200	25,000,000.00	25,000,000.00	25,000,000.00	24,990,716.50
859635093	3133ENVH0	FEDERAL FARM CREDIT BANKS FUNDING CORP	04/26/2030	3.125	21,450,000.00	21,401,540.95	21,371,707.50	20,514,264.99
1321136050	3133ERLJ8	FEDERAL FARM CREDIT BANKS FUNDING CORP	07/18/2031	5.520	36,769,000.00	36,752,852.24	36,750,615.50	36,710,055.62
1396753176	3133ERXF3	FEDERAL FARM CREDIT BANKS FUNDING CORP	10/15/2031	4.900	30,101,000.00	30,101,000.00	30,101,000.00	30,009,072.75
821809519	3133ENKA7	FEDERAL FARM CREDIT BANKS FUNDING CORP	01/05/2032	2.125	30,000,000.00	30,000,000.00	30,000,000.00	25,760,825.40
821809491	3133EL7A6	FEDERAL FARM CREDIT BANKS FUNDING CORP	09/10/2030	0.950	25,000,000.00	24,937,340.84	24,881,250.00	21,261,988.00
821809052	3133EMGT3	FEDERAL FARM CREDIT BANKS FUNDING CORP	11/19/2030	1.340	50,000,000.00	50,000,000.00	50,000,000.00	43,062,843.50
821810797	3133EMWN8	FEDERAL FARM CREDIT BANKS FUNDING CORP	04/19/2029	1.700	25,000,000.00	25,000,000.00	25,000,000.00	22,861,329.75
821809164	3133EL5K6	FEDERAL FARM CREDIT BANKS FUNDING CORP	09/03/2030	1.240	50,000,000.00	49,947,426.07	49,900,000.00	42,916,424.00
821809308	3133ENJM3	FEDERAL FARM CREDIT BANKS FUNDING CORP	12/27/2027	1.480	50,000,000.00	50,000,000.00	50,000,000.00	46,904,788.00
821809732	3133ELED2	FEDERAL FARM CREDIT BANKS FUNDING CORP	12/18/2025	1.820	36,274,000.00	36,272,338.35	36,255,863.00	35,799,557.48
821810586	3133ENMT4	FEDERAL FARM CREDIT BANKS FUNDING CORP	02/01/2030	2.050	25,000,000.00	25,000,000.00	25,000,000.00	22,683,812.75
821809493	3133EMYE6	FEDERAL FARM CREDIT BANKS FUNDING CORP	05/04/2026	1.000	25,000,000.00	24,993,079.14	24,962,500.00	24,270,042.00
821809465	3133EL6L3	FEDERAL FARM CREDIT BANKS FUNDING CORP	09/09/2030	1.320	32,190,000.00	32,190,000.00	32,190,000.00	27,737,009.55
821810530	3133EMWB4	FEDERAL FARM CREDIT BANKS FUNDING CORP	04/14/2031	2.040	25,000,000.00	25,000,000.00	25,000,000.00	22,023,275.50
863901902	3133ENXX3	FEDERAL FARM CREDIT BANKS FUNDING CORP	06/01/2029	3.930	25,000,000.00	24,989,286.76	24,981,250.00	24,695,483.25
866508567	3133ENXV7	FEDERAL FARM CREDIT BANKS FUNDING CORP	06/02/2031	4.330	25,000,000.00	25,000,000.00	25,000,000.00	24,699,577.50
1126839223	3133EPZZ2	FEDERAL FARM CREDIT BANKS FUNDING CORP	11/03/2028	5.570	24,295,000.00	24,295,000.00	24,295,000.00	24,330,164.34
821809521	3133ENKV1	FEDERAL FARM CREDIT BANKS FUNDING CORP	01/13/2027	1.500	25,000,000.00	24,994,335.98	24,982,500.00	21,015,571.75
821809050	3133EMJK9	FEDERAL FARM CREDIT BANKS FUNDING CORP	12/09/2030	1.280	50,000,000.00	49,930,962.46	49,875,000.00	42,853,613.50
1122064631	3133EPZH1	FEDERAL FARM CREDIT BANKS FUNDING CORP	10/27/2026	5.420	50,000,000.00	50,000,000.00	50,000,000.00	50,017,292.50
821809224	3133EL5K6	FEDERAL FARM CREDIT BANKS FUNDING CORP	09/03/2030	1.240	50,000,000.00	50,000,000.00	50,000,000.00	42,916,424.00
821810455	3133EMGK2	FEDERAL FARM CREDIT BANKS FUNDING CORP	11/12/2030	1.030	25,000,000.00	24,993,188.68	24,987,500.00	21,235,104.25
1365839319	3133ERUP4	FEDERAL FARM CREDIT BANKS FUNDING CORP	03/25/2030	4.840	50,000,000.00	50,000,000.00	50,000,000.00	49,935,879.00
821810743	3133ENG06	FEDERAL FARM CREDIT BANKS FUNDING CORP	12/06/2028	1.780	25,000,000.00	25,000,000.00	25,000,000.00	23,192,906.00
1055914263	3133EPNF8	FEDERAL FARM CREDIT BANKS FUNDING CORP	06/23/2026	4.820	25,000,000.00	24,986,758.67	24,962,500.00	24,994,863.25
1366639774	3133ERST9	FEDERAL FARM CREDIT BANKS FUNDING CORP	09/11/2030	5.120	47,700,000.00	47,700,000.00	47,740,545.00	47,557,984.70
821809702	3133EMUK6	FEDERAL FARM CREDIT BANKS FUNDING CORP	03/25/2026	1.050	25,000,000.00	25,000,000.00	25,000,000.00	24,363,435.00
1121394790	3133EPYT6	FEDERAL FARM CREDIT BANKS FUNDING CORP	10/20/2028	5.520	39,370,000.00	39,370,000.00	39,370,000.00	39,376,793.29
821809506	3133EMMD1	FEDERAL FARM CREDIT BANKS FUNDING CORP	01/06/2031	1.240	25,000,000.00	25,000,000.00	25,000,000.00	21,281,245.50
821810700	3133ENFN5	FEDERAL FARM CREDIT BANKS FUNDING CORP	11/30/2026	1.540	25,000,000.00	25,000,000.00	25,000,000.00	24,098,711.75
900293453	3133EN6G1	FEDERAL FARM CREDIT BANKS FUNDING CORP	08/16/2032	4.700	25,000,000.00	24,981,980.56	24,975,000.00	24,762,955.75
1046329690	3133EPM0A	FEDERAL FARM CREDIT BANKS FUNDING CORP	06/09/2028	4.690	25,000,000.00	25,000,000.00	25,000,000.00	24,951,044.50
821810134	3133EMU03	FEDERAL FARM CREDIT BANKS FUNDING CORP	03/30/2027	1.300	25,000,000.00	25,000,000.00	25,000,000.00	23,802,994.50
821810638	3133ENDL1	FEDERAL FARM CREDIT BANKS FUNDING CORP	11/08/2027	1.400	20,000,000.00	20,000,000.00	20,000,000.00	18,787,435.00
821810709	3133ENFN5	FEDERAL FARM CREDIT BANKS FUNDING CORP	11/30/2026	1.540	25,000,000.00	25,000,000.00	25,000,000.00	24,098,711.75
1318202537	3133ERLJ8	FEDERAL FARM CREDIT BANKS FUNDING CORP	07/18/2031	5.520	25,000,000.00	25,000,000.00	25,000,000.00	24,959,922.50
821810248	3133ELWV0	FEDERAL FARM CREDIT BANKS FUNDING CORP	04/21/2027	1.330	25,000,000.00	25,000,000.00	25,000,000.00	23,779,900.00
1355455710	3133ERST9	FEDERAL FARM CREDIT BANKS FUNDING CORP	09/11/2030	5.120	50,000,000.00	50,000,000.00	50,000,000.00	49,851,137.00
821809375	3133ELXZ2	FEDERAL FARM CREDIT BANKS FUNDING CORP	04/27/2027	1.020	35,000,000.00	35,000,000.00	35,000,000.00	33,093,577.65
878042078	3133ENZ06	FEDERAL FARM CREDIT BANKS FUNDING CORP	06/29/2032	4.700	20,000,000.00	19,943,389.00	19,920,000.00	19,876,738.20
821809771	3133ENGL8	FEDERAL FARM CREDIT BANKS FUNDING CORP	12/07/2029	2.000	20,000,000.00	20,000,000.00	20,000,000.00	18,277,463.20
821809233	3133ENEF3	FEDERAL FARM CREDIT BANKS FUNDING CORP	11/16/2026	1.270	20,000,000.00	20,000,000.00	20,000,000.00	19,223,115.40
821810653	3133ENLL2	FEDERAL FARM CREDIT BANKS FUNDING CORP	01/20/2032	2.050	20,000,000.00	20,000,000.00	20,000,000.00	17,073,537.20
821809054	3133EMNB4	FEDERAL FARM CREDIT BANKS FUNDING CORP	01/14/2031	1.380	50,000,000.00	49,966,270.53	49,940,000.00	42,882,548.00
821810431	3133EMKY7	FEDERAL FARM CREDIT BANKS FUNDING CORP	12/21/2027	0.740	20,000,000.00	20,000,000.00	20,000,000.00	18,390,629.80
821810793	3133EMWN8	FEDERAL FARM CREDIT BANKS FUNDING CORP	04/19/2029	1.700	25,000,000.00	25,000,000.00	25,000,000.00	22,861,329.75
821810319	3133EMDT6	FEDERAL FARM CREDIT BANKS FUNDING CORP	01/21/2028	0.900	17,300,000.00	17,297,158.37	17,292,215.00	15,947,334.97
821809515	3133EMXX5	FEDERAL FARM CREDIT BANKS FUNDING CORP	04/30/2029	1.430	30,000,000.00	30,000,000.00	30,000,000.00	27,129,671.00
1393456855	3133ERYN5	FEDERAL FARM CREDIT BANKS FUNDING CORP	10/28/2031	4.900	50,000,000.00	50,000,000.00	50,000,000.00	49,884,093.00
821809880	3133ELC85	FEDERAL FARM CREDIT BANKS FUNDING CORP	05/27/2026	0.820	25,000,000.00	25,000,000.00	25,000,000.00	24,171,046.50
821809756	3133ENGL8	FEDERAL FARM CREDIT BANKS FUNDING CORP	12/07/2029	2.000	20,000,000.00	20,000,000.00	20,000,000.00	18,277,463.20
821810487	3133EMVA7	FEDERAL FARM CREDIT BANKS FUNDING CORP	04/01/2031	2.020	25,000,000.00	25,000,000.00	25,000,000.00	22,013,893.25
821809220	3133EL5K6	FEDERAL FARM CREDIT BANKS FUNDING CORP	09/03/2030	1.240	50,000,000.00	50,000,000.00	50,000,000.00	42,916,424.00
821810459	3133EMGK2	FEDERAL FARM CREDIT BANKS FUNDING CORP	11/12/2030	1.030	25,000,000.00	24,978,884.87	24,961,250.00	21,235,104.25
1373351812	3133ERVP3	FEDERAL FARM CREDIT BANKS FUNDING CORP	04/01/2031	4.900	50,000,000.00	50,000,000.00	50,000,000.00	49,690,015.50
821809670	3133EL5F7	FEDERAL FARM CREDIT BANKS FUNDING CORP	12/01/2028	1.030	25,000,000.00	25,000,000.00	25,000,000.00	22,595,066.50
110903626	3133EPW50	FEDERAL FARM CREDIT BANKS FUNDING CORP	09/25/2026	5.200	40,708,000.00	40,690,019.70	40,667,292.00	40,711,044.55
863901898	3133ENXX3	FEDERAL FARM CREDIT BANKS FUNDING CORP	06/01/2029	3.930	20,000,000.00	20,000,000.00	20,000,000.00	19,756,386.60
821809840	3133ENLR9	FEDERAL FARM CREDIT BANKS FUNDING CORP	01/24/2029	2.000	25,000,000.00	25,000,000.00	25,000,000.00	23,232,539.75
821809474	3133EMS08	FEDERAL FARM CREDIT BANKS FUNDING CORP	03/03/2027	1.100	50,000,000.00	49,989,046.09	49,962,500.00	47,533,004.00
821809067	3133EL5L4	FEDERAL FARM CREDIT BANKS FUNDING CORP	06/03/2030	1.250	50,000,000.00	50,000,000.00	50,000,000.00	43,286,761.00
821809418	3133EMDT6	FEDERAL FARM CREDIT BANKS FUNDING CORP	01/21/2028	0.900	50,000,000.00	49,991,787.19	49,977,500.00	46,090,563.50
1131865559	3133EPB38	FEDERAL FARM CREDIT BANKS FUNDING CORP	11/17/2027	5.230	25,000,000.00	25,000,000.00	25,000,000.00	25,053,402.50
821809044	3133EMJK9	FEDERAL FARM CREDIT BANKS FUNDING CORP	12/09/2030	1.280	50,000,000.00	50,000,000.00	50,000,000.00	42,853,613.50
821809470	3133ELTS3	FEDERAL FARM CREDIT BANKS FUNDING CORP	03/17/2027	1.000	50,000,000.00	50,000,000.00	50,000,000.00	47,394,871.00
868381884	3133ENYM6	FEDERAL FARM CREDIT BANKS FUNDING CORP	06/08/2028	3.780	25,000,000.00	25,000,000.00	25,000,000.00	24,738,657.50
821810450	3133ENL57	FEDERAL FARM CREDIT BANKS FUNDING CORP	01/26/2032	2.320	25,000,000.00	25,000,000.00	25,000,000.00	21,716,512.75
821810762	3133EMF62	FEDERAL FARM CREDIT BANKS FUNDING CORP	11/04/2030	1.370	6,000,000.00	6,000,000.00	6,000,000.00	5,182,223.16
1132575157	3133EPB38	FEDERAL FARM CREDIT BANKS FUNDING CORP	11/17/2027	5.230	25,000,000.00	25,000,000.00	25,000,000.00	25,053,402.50
821809873	3133ENFL9	FEDERAL FARM CREDIT BANKS FUNDING CORP	11/29/2028	1.650	22,000,000.00	22,000,000.00	22,000,000.00	20,325,741.92
821809498	3133EL2K9	FEDERAL FARM CREDIT BANKS FUNDING CORP	07/30/2029	1.120	25,000,000.00	25,000,000.00	25,000,000.00	22,126,461.75
888663309	3133ENC40	FEDERAL FARM CREDIT BANKS FUNDING CORP	07/25/2029	4.330	25,000,000.00	25,000,000.00	25,000,000.00	24,892,493.75
1158562675	3133EPN92	FEDERAL FARM CREDIT BANKS FUNDING CORP	12/22/2027	4.860	25,000,000.00	25,000,000.00	25,000,000.00	25,049,816

LOS ANGELES COUNTY TREASURER  
 TREASURER PORTFOLIO COMPARED TO MARKET VALUE  
 FOR THE PERIOD: MAY 1, 2025 TO MAY 31, 2025  
 FUND: POOLED SURPLUS INVESTMENTS  
 ATTACHMENT X

Security ID	CUSIP	Description	Final Maturity	Face Rate	PAR	Amortized Cost	Historical Cost	Market Value
821810764	3133EMGT3	FEDERAL FARM CREDIT BANKS FUNDING CORP	11/19/2030	1.340	6,525,000.00	6,525,000.00	6,525,000.00	5,619,701.08
821809231	3133ENJK7	FEDERAL FARM CREDIT BANKS FUNDING CORP	12/23/2031	2.050	45,000,000.00	45,000,000.00	45,000,000.00	39,112,425.90
821810650	3133EMGK2	FEDERAL FARM CREDIT BANKS FUNDING CORP	11/12/2030	1.030	20,000,000.00	19,927,924.69	19,868,200.00	16,988,083.40
1064302239	3133EPPV1	FEDERAL FARM CREDIT BANKS FUNDING CORP	07/14/2028	5.430	25,000,000.00	25,000,000.00	25,000,000.00	24,984,148.25
821810222	3133EMUQ3	FEDERAL FARM CREDIT BANKS FUNDING CORP	03/30/2027	1.300	25,000,000.00	25,000,000.00	25,000,000.00	23,802,994.50
1372483909	3133ERUP4	FEDERAL FARM CREDIT BANKS FUNDING CORP	03/25/2030	4.840	34,000,000.00	34,000,000.00	34,000,000.00	33,965,997.72
821809197	3133EMWV0	FEDERAL FARM CREDIT BANKS FUNDING CORP	04/21/2031	1.970	45,000,000.00	45,000,000.00	45,000,000.00	39,571,318.35
821810377	3133EMFU1	FEDERAL FARM CREDIT BANKS FUNDING CORP	11/03/2032	1.240	18,340,000.00	18,340,000.00	18,340,000.00	14,657,577.61
821809513	3133EMXW7	FEDERAL FARM CREDIT BANKS FUNDING CORP	04/28/2028	1.400	25,000,000.00	24,979,217.21	24,950,000.00	23,230,499.75
821809858	3133ELXZ2	FEDERAL FARM CREDIT BANKS FUNDING CORP	04/27/2027	1.020	50,000,000.00	50,000,000.00	50,000,000.00	47,276,539.50
821810560	3133ENMT4	FEDERAL FARM CREDIT BANKS FUNDING CORP	02/01/2030	2.050	25,000,000.00	25,000,000.00	25,000,000.00	22,683,812.75
821809076	3133EMLN0	FEDERAL FARM CREDIT BANKS FUNDING CORP	12/23/2030	1.240	48,935,000.00	48,905,832.65	48,882,639.55	41,800,532.44
821810773	3133ENEM8	FEDERAL FARM CREDIT BANKS FUNDING CORP	11/23/2026	1.430	10,000,000.00	10,000,000.00	10,000,000.00	9,629,236.50
829937660	3133ENTQ3	FEDERAL FARM CREDIT BANKS FUNDING CORP	04/04/2029	3.500	8,200,000.00	8,200,000.00	8,200,000.00	7,985,052.91
821810084	3133ENKB5	FEDERAL FARM CREDIT BANKS FUNDING CORP	01/05/2034	2.340	38,700,000.00	38,672,275.16	38,661,300.00	32,087,635.96
821810127	3133EL4P6	FEDERAL FARM CREDIT BANKS FUNDING CORP	08/20/2029	1.140	25,000,000.00	24,988,254.57	24,975,000.00	22,110,326.00
821809481	3133EMMD1	FEDERAL FARM CREDIT BANKS FUNDING CORP	01/06/2031	1.240	50,000,000.00	50,000,000.00	50,000,000.00	42,562,491.00
821809048	3133EMJK9	FEDERAL FARM CREDIT BANKS FUNDING CORP	12/09/2030	1.280	50,000,000.00	49,930,962.46	49,875,000.00	42,853,613.50
821809509	3133ENLE8	FEDERAL FARM CREDIT BANKS FUNDING CORP	01/18/2028	1.830	27,000,000.00	27,000,000.00	27,000,000.00	25,546,996.08
821810603	3133ENJC5	FEDERAL FARM CREDIT BANKS FUNDING CORP	12/22/2026	1.290	12,000,000.00	11,996,258.63	11,988,000.00	11,506,469.16
821809679	3133EMJK6	FEDERAL FARM CREDIT BANKS FUNDING CORP	03/25/2026	1.050	25,000,000.00	25,000,000.00	25,000,000.00	24,363,435.00
821809765	3133ENHE3	FEDERAL FARM CREDIT BANKS FUNDING CORP	12/14/2029	1.930	25,000,000.00	25,000,000.00	25,000,000.00	22,718,674.25
821809423	3133ELN34	FEDERAL FARM CREDIT BANKS FUNDING CORP	06/22/2027	0.875	25,000,000.00	25,000,000.00	25,000,000.00	23,466,056.25
821810284	3133ENF60	FEDERAL FARM CREDIT BANKS FUNDING CORP	11/29/2033	2.350	15,150,000.00	15,150,000.00	15,150,000.00	12,644,099.86
821810467	3133ENHB9	FEDERAL FARM CREDIT BANKS FUNDING CORP	12/14/2028	1.840	25,000,000.00	25,000,000.00	25,000,000.00	23,231,074.75
821809466	3133EMC26	FEDERAL FARM CREDIT BANKS FUNDING CORP	06/03/2030	1.740	25,000,000.00	25,000,000.00	25,000,000.00	22,240,895.25
840008631	3133ENUV0	FEDERAL FARM CREDIT BANKS FUNDING CORP	04/19/2032	4.000	25,000,000.00	25,000,000.00	25,000,000.00	24,040,845.25
821810674	3133ENMS6	FEDERAL FARM CREDIT BANKS FUNDING CORP	02/01/2028	1.875	21,250,000.00	21,238,179.63	21,223,437.50	20,115,440.40
821810547	3133EMWB4	FEDERAL FARM CREDIT BANKS FUNDING CORP	04/14/2031	2.040	25,000,000.00	25,000,000.00	25,000,000.00	22,023,275.50
821810758	3133ENHB9	FEDERAL FARM CREDIT BANKS FUNDING CORP	12/14/2028	1.840	25,000,000.00	25,000,000.00	25,000,000.00	23,231,074.75
825556677	3133ENSF8	FEDERAL FARM CREDIT BANKS FUNDING CORP	03/21/2029	2.870	50,000,000.00	49,978,789.74	49,961,000.00	47,763,785.00
821809298	3133EMVA7	FEDERAL FARM CREDIT BANKS FUNDING CORP	04/01/2031	2.020	50,000,000.00	49,883,223.69	49,800,000.00	44,027,786.50
821809511	3133ENMT4	FEDERAL FARM CREDIT BANKS FUNDING CORP	02/01/2030	2.050	27,200,000.00	27,200,000.00	27,200,000.00	26,679,988.27
821810633	3133ENEM8	FEDERAL FARM CREDIT BANKS FUNDING CORP	11/23/2026	1.430	20,000,000.00	20,000,000.00	20,000,000.00	19,258,473.00
821810704	3133ENFN5	FEDERAL FARM CREDIT BANKS FUNDING CORP	11/30/2026	1.540	25,000,000.00	25,000,000.00	25,000,000.00	24,098,711.75
821810661	3133ENMP2	FEDERAL FARM CREDIT BANKS FUNDING CORP	01/27/2032	2.230	20,900,000.00	20,900,000.00	20,900,000.00	18,107,395.99
821810452	3133ELSW9	FEDERAL FARM CREDIT BANKS FUNDING CORP	09/14/2028	1.000	20,000,000.00	20,000,000.00	20,000,000.00	18,647,991.80
867624350	3133ENYM6	FEDERAL FARM CREDIT BANKS FUNDING CORP	06/08/2028	3.780	25,000,000.00	25,000,000.00	25,000,000.00	24,738,657.50
821809496	3133ELXZ2	FEDERAL FARM CREDIT BANKS FUNDING CORP	04/27/2027	1.020	25,000,000.00	25,000,000.00	25,000,000.00	23,638,269.75
821810689	3133EMNB4	FEDERAL FARM CREDIT BANKS FUNDING CORP	01/14/2031	1.380	25,000,000.00	25,000,000.00	25,000,000.00	21,441,274.00
1104833999	3133EPWS0	FEDERAL FARM CREDIT BANKS FUNDING CORP	09/25/2026	5.200	25,000,000.00	25,000,000.00	25,000,000.00	25,001,869.75
821810310	3133ENGR5	FEDERAL FARM CREDIT BANKS FUNDING CORP	12/09/2031	2.200	25,000,000.00	25,000,000.00	25,000,000.00	21,956,849.75
821810605	3133ENKM1	FEDERAL FARM CREDIT BANKS FUNDING CORP	01/12/2032	2.120	25,000,000.00	25,000,000.00	25,000,000.00	21,451,259.00
821810282	3133ENKM1	FEDERAL FARM CREDIT BANKS FUNDING CORP	01/12/2032	2.120	25,000,000.00	25,000,000.00	25,000,000.00	21,451,259.00
821809425	3133EMXQ0	FEDERAL FARM CREDIT BANKS FUNDING CORP	04/28/2026	0.940	25,000,000.00	25,000,000.00	25,000,000.00	24,263,356.00
821809130	3133EMVH2	FEDERAL FARM CREDIT BANKS FUNDING CORP	04/05/2028	1.570	50,000,000.00	49,954,269.37	49,887,500.00	46,757,170.00
1513431834	31331GTT9	FEDERAL FARM CREDIT BANKS FUNDING CORP	06/11/2025	0.000	50,000,000.00	49,941,666.67	49,556,666.67	49,929,916.50
1510401241	31331GJ1	FEDERAL FARM CREDIT BANKS FUNDING CORP	06/02/2025	0.000	50,000,000.00	49,994,180.56	49,598,458.33	49,982,479.00
1566146291	31331LE6	FEDERAL FARM CREDIT BANKS FUNDING CORP	09/02/2025	0.000	40,000,000.00	39,563,933.34	39,548,666.67	39,558,250.00
1510401258	31331GJ1	FEDERAL FARM CREDIT BANKS FUNDING CORP	06/02/2025	0.000	25,000,000.00	24,997,090.28	24,799,229.17	24,991,239.50
1530676664	31331JW9	FEDERAL FARM CREDIT BANKS FUNDING CORP	08/01/2025	0.000	50,000,000.00	49,644,166.66	49,375,833.33	49,629,875.00
1563184583	31331JN9	FEDERAL FARM CREDIT BANKS FUNDING CORP	07/24/2025	0.000	50,000,000.00	49,688,625.00	49,659,250.00	49,679,930.50
1524830857	31331HA9	FEDERAL FARM CREDIT BANKS FUNDING CORP	06/18/2025	0.000	50,000,000.00	49,899,652.78	49,586,805.56	49,889,034.50
1513431840	31331GTT9	FEDERAL FARM CREDIT BANKS FUNDING CORP	06/11/2025	0.000	50,000,000.00	49,941,666.67	49,556,666.67	49,929,916.50
1466690577	31331GM4	FEDERAL FARM CREDIT BANKS FUNDING CORP	06/05/2025	0.000	50,000,000.00	49,976,777.78	49,233,666.67	49,964,958.50
1466074731	31331GL6	FEDERAL FARM CREDIT BANKS FUNDING CORP	06/04/2025	0.000	50,000,000.00	49,982,541.67	49,231,833.33	49,970,798.50
1559915624	31331JC3	FEDERAL FARM CREDIT BANKS FUNDING CORP	07/14/2025	0.000	50,000,000.00	49,747,375.00	49,682,750.00	49,738,125.00
1444891769	31331GL6	FEDERAL FARM CREDIT BANKS FUNDING CORP	06/04/2025	0.000	50,000,000.00	49,982,541.67	49,057,250.00	49,970,798.50
1510401250	31331GJ1	FEDERAL FARM CREDIT BANKS FUNDING CORP	06/02/2025	0.000	50,000,000.00	49,994,180.56	49,604,277.78	49,970,479.00
1522972745	31331GM4	FEDERAL FARM CREDIT BANKS FUNDING CORP	06/05/2025	0.000	50,000,000.00	49,976,500.00	49,659,250.00	49,964,958.50
1524830854	31331HA9	FEDERAL FARM CREDIT BANKS FUNDING CORP	06/18/2025	0.000	50,000,000.00	49,899,652.78	49,586,805.56	49,889,034.50
1566146292	31331KA5	FEDERAL FARM CREDIT BANKS FUNDING CORP	08/05/2025	0.000	50,000,000.00	49,619,027.77	49,601,444.44	49,606,375.00
1475387255	31331GZ5	FEDERAL FARM CREDIT BANKS FUNDING CORP	06/17/2025	0.000	50,000,000.00	49,906,666.67	49,224,166.67	49,894,875.00
1469985099	31331HA9	FEDERAL FARM CREDIT BANKS FUNDING CORP	06/18/2025	0.000	50,000,000.00	49,901,541.67	49,189,166.67	49,889,034.50
1514229891	31331GY8	FEDERAL FARM CREDIT BANKS FUNDING CORP	06/16/2025	0.000	50,000,000.00	49,912,291.67	49,532,222.22	49,907,715.50
1467468509	31331GL6	FEDERAL FARM CREDIT BANKS FUNDING CORP	06/04/2025	0.000	50,000,000.00	49,982,583.33	49,256,888.89	49,970,798.50
1566998338	31331K1C1	FEDERAL FARM CREDIT BANKS FUNDING CORP	08/07/2025	0.000	50,000,000.00	49,606,375.00	49,594,625.00	49,594,625.00
1466690578	31331GM4	FEDERAL FARM CREDIT BANKS FUNDING CORP	06/05/2025	0.000	50,000,000.00	49,976,777.78	49,233,666.67	49,964,958.50
1469985092	31331HA9	FEDERAL FARM CREDIT BANKS FUNDING CORP	06/18/2025	0.000	50,000,000.00	49,901,541.67	49,189,166.67	49,889,034.50
1524830867	31331HA9	FEDERAL FARM CREDIT BANKS FUNDING CORP	06/18/2025	0.000	50,000,000.00	49,899,652.78	49,586,805.56	49,889,034.50
1524830865	31331HA9	FEDERAL FARM CREDIT BANKS FUNDING CORP	06/18/2025	0.000	50,000,000.00	49,899,652.78	49,586,805.56	49,889,034.50
1536180390	31331GM4	FEDERAL FARM CREDIT BANKS FUNDING CORP	06/05/2025	0.000	50,000,000.00	49,976,611.11	49,754,416.67	49,964,958.50
1510401249	31331GJ1	FEDERAL FARM CREDIT BANKS FUNDING CORP	06/02/2025	0.000	25,000,000.00	24,997,090.28	24,802,138.89	24,991,239.50
1522972746	31331GM4	FEDERAL FARM CREDIT BANKS FUNDING CORP	06/05/2025	0.000	50,000,000.00	49,976,500.00	49,659,250.00	49,964,958.50
1467468516	31331GL6	FEDERAL FARM CREDIT BANKS FUNDING CORP	06/04/2025	0.000	50,000,000.00	49,982,583.33	49,256,888.89	49,970,798.50
876366161	3133ENZ3	FEDERAL FARM CREDIT BANKS FUNDING CORP	06/29/2029	4.270	25,000,000.00	25,000,000.00	25,000,000.00	24,911,225.00
821810727	3130AKA71	FEDERAL HOME LOAN BANKS	10/08/2030	1.250	50,000,000.00	50,000,000.00	50,000,000.00	42,877,897.50
821809307	3130AJW60	FEDERAL HOME LOAN BANKS	08/10/2028	1.020	32,995,000.00	32,995,000.00	32,995,000.00	30,711,604.40
821810783	3130AKPK6	FEDERAL HOME LOAN BANKS	01/27/2032	1.370	50,000,000.00	50,000,000.00	50,000,000.00	41,173,159.50
821810712	3130AKA09	FEDERAL HOME LOAN BANKS	10/07/2030	1.210	50,000,000.00	50,000,000.00	50,000,000.00	42,787,315.50
821809606	3130AMAB8	FEDERAL HOME LOAN BANKS	04/27/2029	1.550	25,000,000.00	25,000,000.00	25,000,000.00	22,763,649.25
870007040	3130ASFG9	FEDERAL HOME LOAN BANKS	06/29/2027	3.800	25,000,000.00	25,000,000.00	25,000,000.00	24,766,426.25
841371341	3130ARNL1	FEDERAL HOME LOAN BANKS	04/21/2027	3.260	25,000,000.00	25,000,000.00	25,000,000.00	24,597,428.00
821809632	313							

LOS ANGELES COUNTY TREASURER  
 TREASURER PORTFOLIO COMPARED TO MARKET VALUE  
 FOR THE PERIOD: MAY 1, 2025 TO MAY 31, 2025  
 FUND: POOLED SURPLUS INVESTMENTS  
 ATTACHMENT X

Security ID	CUSIP	Description	Final Maturity	Face Rate	PAR	Amortized Cost	Historical Cost	Market Value
821809460	3130AMAD4	FEDERAL HOME LOAN BANKS	11/12/2026	1.100	30,000,000.00	30,000,000.00	30,000,000.00	28,730,533.50
821810791	3130AKQC3	FEDERAL HOME LOAN BANKS	01/27/2023	1.500	50,000,000.00	50,000,000.00	50,000,000.00	40,053,255.00
821809243	3130AJC31	FEDERAL HOME LOAN BANKS	03/14/2031	1.500	25,000,000.00	24,840,331.85	24,723,000.00	21,618,727.00
821809215	3130AQM26	FEDERAL HOME LOAN BANKS	01/27/2027	1.700	25,000,000.00	25,000,000.00	25,000,000.00	24,047,050.50
821809230	3130AQL76	FEDERAL HOME LOAN BANKS	01/20/2032	2.160	25,000,000.00	25,000,000.00	25,000,000.00	21,773,215.75
1377030885	3130B2WQ4	FEDERAL HOME LOAN BANKS	10/10/2031	4.700	33,150,000.00	33,150,000.00	33,150,000.00	32,911,478.79
821809596	3130AQJR5	FEDERAL HOME LOAN BANKS	01/27/2027	1.500	25,000,000.00	25,000,000.00	25,000,000.00	23,964,961.00
821810778	3130AKXM3	FEDERAL HOME LOAN BANKS	02/17/2032	1.350	50,000,000.00	50,000,000.00	50,000,000.00	41,032,103.50
1313237110	3130B1WZ6	FEDERAL HOME LOAN BANKS	07/16/2031	5.600	25,835,000.00	25,835,000.00	25,835,000.00	25,821,191.19
833040183	3130ARNE7	FEDERAL HOME LOAN BANKS	04/27/2027	3.250	50,000,000.00	50,000,000.00	50,000,000.00	49,178,923.00
821809611	3130AQ7B3	FEDERAL HOME LOAN BANKS	12/21/2027	1.610	25,000,000.00	25,000,000.00	25,000,000.00	23,571,783.75
821809583	3130AKR96	FEDERAL HOME LOAN BANKS	12/30/2030	1.250	40,440,000.00	40,440,000.00	40,440,000.00	34,413,084.86
841085426	3130ARKG5	FEDERAL HOME LOAN BANKS	04/21/2026	3.000	25,000,000.00	25,000,000.00	25,000,000.00	24,723,083.25
821809161	3130AQKU6	FEDERAL HOME LOAN BANKS	01/19/2029	1.770	25,000,000.00	25,000,000.00	25,000,000.00	23,101,822.50
821809368	3130AKJA5	FEDERAL HOME LOAN BANKS	12/16/2030	1.280	33,200,000.00	33,194,480.03	33,190,040.00	28,337,675.08
821810055	3130AKA09	FEDERAL HOME LOAN BANKS	10/07/2030	1.210	38,200,000.00	38,200,000.00	38,200,000.00	32,689,509.04
821809863	3130AQH14	FEDERAL HOME LOAN BANKS	12/13/2028	1.700	25,000,000.00	25,000,000.00	25,000,000.00	23,120,407.75
821809680	3130ALV68	FEDERAL HOME LOAN BANKS	03/30/2026	1.030	25,000,000.00	25,000,000.00	25,000,000.00	24,337,987.75
824373426	3130AJK40	FEDERAL HOME LOAN BANKS	05/04/2027	1.200	19,444,444.44	19,444,444.45	19,444,444.45	18,402,330.72
821809174	3130AHL76	FEDERAL HOME LOAN BANKS	11/25/2026	2.080	50,000,000.00	50,000,000.00	50,000,000.00	48,514,844.50
821809202	3130AHNR0	FEDERAL HOME LOAN BANKS	12/16/2026	2.020	50,000,000.00	50,000,000.00	50,000,000.00	48,422,260.00
821809241	3130AQRV5	FEDERAL HOME LOAN BANKS	02/17/2032	2.400	25,000,000.00	25,000,000.00	25,000,000.00	22,034,176.75
858143703	3130AS6Q7	FEDERAL HOME LOAN BANKS	06/07/2027	3.250	25,000,000.00	25,000,000.00	25,000,000.00	24,659,079.00
1429008951	3130B3WR0	FEDERAL HOME LOAN BANKS	12/09/2031	5.275	46,670,000.00	46,653,037.76	46,651,798.70	46,554,316.27
877589745	3130ASHH5	FEDERAL HOME LOAN BANKS	06/28/2027	4.260	25,000,000.00	25,000,000.00	25,000,000.00	24,907,795.00
821809650	3130ALD43	FEDERAL HOME LOAN BANKS	02/24/2031	1.460	25,000,000.00	25,000,000.00	25,000,000.00	21,415,517.75
1430932218	3130B3ZR7	FEDERAL HOME LOAN BANKS	12/12/2031	5.250	29,750,000.00	29,750,000.00	29,750,000.00	29,683,777.10
870006897	3130ASF06	FEDERAL HOME LOAN BANKS	06/27/2025	3.500	25,000,000.00	25,000,000.00	25,000,000.00	24,984,100.50
123798929	3130B0PR4	FEDERAL HOME LOAN BANKS	10/02/2028	5.000	25,000,000.00	25,000,000.00	25,000,000.00	25,023,959.00
869387879	3130ASEK1	FEDERAL HOME LOAN BANKS	06/27/2025	3.335	25,000,000.00	25,000,000.00	25,000,000.00	24,980,711.25
821809149	3130AJSQ3	FEDERAL HOME LOAN BANKS	07/06/2027	1.020	24,185,000.00	24,183,187.57	24,178,953.75	22,743,232.99
821810799	3130AQJW4	FEDERAL HOME LOAN BANKS	01/27/2027	1.520	50,000,000.00	50,000,000.00	50,000,000.00	47,952,028.00
821809562	3130APWC5	FEDERAL HOME LOAN BANKS	11/23/2026	1.375	25,000,000.00	25,000,000.00	25,000,000.00	24,019,144.00
821810784	3130AQF24	FEDERAL HOME LOAN BANKS	12/29/2026	1.400	50,000,000.00	50,000,000.00	50,000,000.00	47,943,073.00
821809534	3130APM25	FEDERAL HOME LOAN BANKS	10/27/2026	1.250	25,000,000.00	25,000,000.00	25,000,000.00	24,024,297.25
821809644	3130AME73	FEDERAL HOME LOAN BANKS	05/18/2028	1.450	25,000,000.00	25,000,000.00	25,000,000.00	23,240,893.00
821810681	3130AKTV8	FEDERAL HOME LOAN BANKS	01/28/2031	1.320	50,000,000.00	50,000,000.00	50,000,000.00	42,583,379.00
821810610	3130APP33	FEDERAL HOME LOAN BANKS	11/17/2028	1.600	12,000,000.00	12,000,000.00	12,000,000.00	11,078,256.72
1432940650	3130B3ZR7	FEDERAL HOME LOAN BANKS	12/12/2031	5.250	15,000,000.00	15,000,000.00	15,000,000.00	14,966,610.30
821809659	3130AQF32	FEDERAL HOME LOAN BANKS	12/29/2027	1.500	25,000,000.00	25,000,000.00	25,000,000.00	23,494,005.75
821809166	3130AQB04	FEDERAL HOME LOAN BANKS	12/14/2029	1.800	25,000,000.00	25,000,000.00	25,000,000.00	22,603,975.00
821810683	3130AQKV4	FEDERAL HOME LOAN BANKS	01/27/2027	1.625	25,000,000.00	25,000,000.00	25,000,000.00	24,017,418.25
821809558	3130AKPK6	FEDERAL HOME LOAN BANKS	01/27/2032	1.370	25,000,000.00	25,000,000.00	25,000,000.00	20,586,579.75
1349188571	3130B2E27	FEDERAL HOME LOAN BANKS	08/28/2031	5.150	50,000,000.00	50,000,000.00	50,000,000.00	49,834,401.00
821810696	3130AKT29	FEDERAL HOME LOAN BANKS	02/03/2031	1.320	50,000,000.00	50,000,000.00	50,000,000.00	42,560,372.50
821809601	3130AQH29	FEDERAL HOME LOAN BANKS	01/25/2027	1.540	25,000,000.00	25,000,000.00	25,000,000.00	23,986,668.50
821809553	3130AJV48	FEDERAL HOME LOAN BANKS	07/28/2027	0.770	50,000,000.00	50,000,000.00	50,000,000.00	46,687,078.50
821810734	3130AKYE0	FEDERAL HOME LOAN BANKS	02/24/2031	1.250	50,000,000.00	50,000,000.00	50,000,000.00	42,404,331.50
1327267068	3130B26C4	FEDERAL HOME LOAN BANKS	08/13/2031	5.420	25,000,000.00	25,000,000.00	25,000,000.00	24,954,728.25
870006889	3130ASFH7	FEDERAL HOME LOAN BANKS	06/27/2025	3.500	25,000,000.00	25,000,000.00	25,000,000.00	24,984,100.50
821810706	3130AKNQ5	FEDERAL HOME LOAN BANKS	01/27/2032	1.340	50,000,000.00	50,000,000.00	50,000,000.00	41,087,464.00
821809640	3130APXY6	FEDERAL HOME LOAN BANKS	12/01/2026	1.420	25,000,000.00	25,000,000.00	25,000,000.00	24,023,026.00
821809199	3130AKJU1	FEDERAL HOME LOAN BANKS	12/30/2027	0.875	22,000,000.00	22,000,000.00	22,000,000.00	20,339,964.04
821809996	3130AM2J0	FEDERAL HOME LOAN BANKS	04/28/2026	1.050	50,000,000.00	50,000,000.00	50,000,000.00	48,617,122.50
821809655	3130AQAY9	FEDERAL HOME LOAN BANKS	12/30/2026	1.500	25,000,000.00	25,000,000.00	25,000,000.00	24,009,946.25
821809627	3130APVD4	FEDERAL HOME LOAN BANKS	11/23/2027	1.390	25,000,000.00	25,000,000.00	25,000,000.00	23,472,808.50
821809582	3130AHSJ3	FEDERAL HOME LOAN BANKS	12/23/2026	2.090	40,000,000.00	40,000,000.00	40,000,000.00	38,768,263.60
870418077	3130ASGA1	FEDERAL HOME LOAN BANKS	06/27/2025	3.820	25,000,000.00	25,000,000.00	25,000,000.00	24,989,535.50
821809554	3130APVK8	FEDERAL HOME LOAN BANKS	11/23/2026	1.300	25,000,000.00	25,000,000.00	25,000,000.00	23,992,534.25
821810420	3130AKJT4	FEDERAL HOME LOAN BANKS	12/30/2030	1.290	19,875,000.00	19,875,000.00	19,875,000.00	16,979,659.89
821810777	3130AKNV4	FEDERAL HOME LOAN BANKS	01/27/2032	1.350	50,000,000.00	50,000,000.00	50,000,000.00	41,116,028.00
821810693	3130AQLU5	FEDERAL HOME LOAN BANKS	01/27/2027	1.660	25,000,000.00	25,000,000.00	25,000,000.00	24,031,246.75
821810702	3130AL4N1	FEDERAL HOME LOAN BANKS	02/24/2031	1.320	50,000,000.00	50,000,000.00	50,000,000.00	42,480,052.50
821810028	3130AJJQ3	FEDERAL HOME LOAN BANKS	04/27/2027	1.200	50,000,000.00	50,000,000.00	50,000,000.00	47,423,110.00
877589744	3130ASDV8	FEDERAL HOME LOAN BANKS	06/28/2027	3.300	25,000,000.00	25,000,000.00	25,000,000.00	24,676,639.75
821810687	3130AQLQ4	FEDERAL HOME LOAN BANKS	01/27/2027	1.650	25,000,000.00	25,000,000.00	25,000,000.00	24,047,145.00
821810000	3130AKB96	FEDERAL HOME LOAN BANKS	10/02/2030	1.080	50,000,000.00	50,000,000.00	50,000,000.00	42,500,613.00
821809567	3130AK3V6	FEDERAL HOME LOAN BANKS	09/30/2030	1.300	39,950,000.00	39,950,000.00	39,950,000.00	34,423,112.46
821810730	3130AKK08	FEDERAL HOME LOAN BANKS	12/23/2030	1.250	50,000,000.00	50,000,000.00	50,000,000.00	42,576,123.50
821809694	3130AL4L5	FEDERAL HOME LOAN BANKS	08/24/2029	1.150	25,000,000.00	25,000,000.00	25,000,000.00	22,149,370.25
821810786	3130AKS23	FEDERAL HOME LOAN BANKS	01/27/2033	1.495	50,000,000.00	50,000,000.00	50,000,000.00	40,033,396.50
821809550	3130APYJ8	FEDERAL HOME LOAN BANKS	06/08/2026	1.290	25,000,000.00	25,000,000.00	25,000,000.00	24,273,449.50
821809972	3130AJRQ4	FEDERAL HOME LOAN BANKS	06/25/2027	1.000	50,000,000.00	50,000,000.00	50,000,000.00	47,041,712.00
1132575155	3130AQXQ4	FEDERAL HOME LOAN BANKS	11/28/2028	5.250	50,000,000.00	50,000,000.00	50,000,000.00	50,059,665.50
821809145	3130AQ3P6	FEDERAL HOME LOAN BANKS	12/08/2031	2.080	24,000,000.00	24,000,000.00	24,000,000.00	20,861,407.44
821809636	3130APX26	FEDERAL HOME LOAN BANKS	12/01/2026	1.400	25,000,000.00	25,000,000.00	25,000,000.00	24,015,821.00
1496653693	313385GL4	FEDERAL HOME LOAN BANKS	06/04/2025	0.000	50,000,000.00	49,982,475.00	49,468,408.33	49,970,798.50
1524069775	313385HF6	FEDERAL HOME LOAN BANKS	06/23/2025	0.000	50,000,000.00	49,873,194.44	49,561,944.44	49,859,833.50
1540268819	313385JU1	FEDERAL HOME LOAN BANKS	07/30/2025	0.000	50,000,000.00	49,655,915.28	49,469,293.06	49,645,014.00
1539046024	313385JU1	FEDERAL HOME LOAN BANKS	07/30/2025	0.000	50,000,000.00	49,657,062.50	49,459,437.50	49,645,014.00
1531734820	313385JG2	FEDERAL HOME LOAN BANKS	07/18/2025	0.000	50,000,000.00	49,724,005.55	49,483,244.44	49,714,847.00
1566988332	313385KR6	FEDERAL HOME LOAN BANKS	08/20/2025	0.000	50,000,000.00	49,532,222.22	49,520,527.78	49,518,250.00
1525747962	313385HV1	FEDERAL HOME LOAN BANKS	07/07/2025	0.000	21,161,000.00	21,072,758.63	20,945,298.87	21,067,409.55
1534369054	313385HW9	FEDERAL HOME LOAN BANKS	07/08/2025	0.000	50,000,000.00	49,784,423.61	49,551,368.06	49,773,041.50
1539046022	313385JU1	FEDERAL HOME LOAN BANKS	07/30/2025	0.000	50,000,000.00	49,657,062.50	49,459,437.50	49,645,014.00
1510401254	313385HH2	FEDERAL HOME LOAN BANKS	06/25/2025	0.000	50,000,000.00	49,860,366.67	49,470,556.94	49,848,153.00
1558812868	313385LV							

LOS ANGELES COUNTY TREASURER  
 TREASURER PORTFOLIO COMPARED TO MARKET VALUE  
 FOR THE PERIOD: MAY 1, 2025 TO MAY 31, 2025  
 FUND: POOLED SURPLUS INVESTMENTS  
 ATTACHMENT X

Security ID	CUSIP	Description	Final Maturity	Face Rate	PAR	Amortized Cost	Historical Cost	Market Value
1539046013	313385JV9	FEDERAL HOME LOAN BANKS	07/31/2025	0.000	50,000,000.00	49,651,250.00	49,453,625.00	49,639,194.50
1533029729	313385HG4	FEDERAL HOME LOAN BANKS	06/24/2025	0.000	50,000,000.00	49,864,715.28	49,623,555.56	49,853,993.00
1525747953	313385HZ2	FEDERAL HOME LOAN BANKS	07/11/2025	0.000	50,000,000.00	49,765,666.67	49,466,891.67	49,755,583.50
1535424897	313385JK3	FEDERAL HOME LOAN BANKS	07/21/2025	0.000	50,000,000.00	49,709,375.00	49,482,687.50	49,697,389.00
1544998415	313385HG4	FEDERAL HOME LOAN BANKS	06/24/2025	0.000	50,000,000.00	49,865,034.72	49,688,993.06	49,853,993.00
1524069794	313385GN0	FEDERAL HOME LOAN BANKS	06/06/2025	0.000	50,000,000.00	49,971,180.56	49,659,930.56	49,959,118.00
1526624634	313385HN9	FEDERAL HOME LOAN BANKS	06/30/2025	0.000	50,000,000.00	49,832,041.67	49,536,666.67	49,818,951.50
1543211129	313385HG4	FEDERAL HOME LOAN BANKS	06/24/2025	0.000	38,677,000.00	38,572,598.96	38,431,884.51	38,564,057.75
1551984968	313385JZ0	FEDERAL HOME LOAN BANKS	08/04/2025	0.000	50,000,000.00	49,626,666.66	49,515,833.33	49,612,250.00
1549070537	313385KD7	FEDERAL HOME LOAN BANKS	08/08/2025	0.000	50,000,000.00	49,601,822.22	49,467,144.44	49,588,750.00
1544998424	313385JK3	FEDERAL HOME LOAN BANKS	07/21/2025	0.000	50,000,000.00	49,708,333.33	49,533,333.33	49,697,389.00
1524069810	313385HF6	FEDERAL HOME LOAN BANKS	06/23/2025	0.000	50,000,000.00	49,873,194.44	49,561,944.44	49,859,833.50
1524830862	313385GJ9	FEDERAL HOME LOAN BANKS	06/02/2025	0.000	50,000,000.00	49,994,097.22	49,681,250.00	49,982,479.00
1540268813	313385JG2	FEDERAL HOME LOAN BANKS	07/18/2025	0.000	31,369,000.00	31,198,017.17	31,077,965.39	31,190,100.71
1519664133	313385HH2	FEDERAL HOME LOAN BANKS	06/25/2025	0.000	48,623,000.00	48,486,531.45	48,145,360.06	48,475,334.87
1558812860	313385KR6	FEDERAL HOME LOAN BANKS	08/20/2025	0.000	50,000,000.00	49,530,000.00	49,465,375.00	49,518,250.00
1563184579	313385LH7	FEDERAL HOME LOAN BANKS	09/05/2025	0.000	50,000,000.00	49,438,333.33	49,410,131.94	49,430,375.00
1536180393	313385JM9	FEDERAL HOME LOAN BANKS	07/23/2025	0.000	50,000,000.00	49,697,750.00	49,476,875.00	49,685,750.00
1533029718	313385HG4	FEDERAL HOME LOAN BANKS	06/24/2025	0.000	23,052,000.00	22,989,628.33	22,878,444.05	22,984,684.93
1547029421	313385JU1	FEDERAL HOME LOAN BANKS	07/30/2025	0.000	31,176,000.00	30,961,405.20	30,866,838.00	30,954,659.13
1524069814	313385GN0	FEDERAL HOME LOAN BANKS	06/06/2025	0.000	50,000,000.00	49,971,180.56	49,659,930.56	49,959,118.00
1524830853	313385GJ9	FEDERAL HOME LOAN BANKS	06/02/2025	0.000	50,000,000.00	49,994,097.22	49,681,250.00	49,982,479.00
1531734825	313385HG4	FEDERAL HOME LOAN BANKS	06/24/2025	0.000	50,000,000.00	49,601,444.44	49,601,444.44	49,853,993.00
1539046020	313385JV9	FEDERAL HOME LOAN BANKS	07/31/2025	0.000	50,000,000.00	49,651,250.00	49,453,625.00	49,639,194.50
1540268830	313385JF4	FEDERAL HOME LOAN BANKS	07/17/2025	0.000	50,000,000.00	49,731,666.67	49,539,166.67	49,720,666.50
1528840930	313385JE7	FEDERAL HOME LOAN BANKS	07/16/2025	0.000	50,000,000.00	49,736,625.00	49,467,397.22	49,726,486.00
1536180391	313385JP2	FEDERAL HOME LOAN BANKS	07/25/2025	0.000	50,000,000.00	49,684,700.00	49,468,661.11	49,674,111.00
1558812864	313385KT2	FEDERAL HOME LOAN BANKS	08/22/2025	0.000	50,000,000.00	49,521,666.67	49,451,666.67	49,506,500.00
1544998422	313385HV1	FEDERAL HOME LOAN BANKS	07/07/2025	0.000	50,000,000.00	49,789,250.00	49,613,625.00	49,778,861.00
1539046018	313385JU1	FEDERAL HOME LOAN BANKS	07/30/2025	0.000	50,000,000.00	49,657,062.50	49,459,437.50	49,645,014.00
1499409589	313385GN0	FEDERAL HOME LOAN BANKS	06/06/2025	0.000	39,109,000.00	39,086,186.42	38,707,480.93	39,077,022.92
1563184590	313385LA2	FEDERAL HOME LOAN BANKS	08/29/2025	0.000	50,000,000.00	49,479,597.22	49,456,208.33	49,465,375.00
1536180389	313385JM9	FEDERAL HOME LOAN BANKS	07/23/2025	0.000	19,527,000.00	19,408,959.28	19,322,698.76	19,404,272.81
1528840932	313385JE7	FEDERAL HOME LOAN BANKS	07/16/2025	0.000	50,000,000.00	49,736,625.00	49,467,397.22	49,726,486.00
1513431833	313385HK5	FEDERAL HOME LOAN BANKS	06/27/2025	0.000	50,000,000.00	49,848,550.00	49,469,925.00	49,836,472.00
1525747963	313385HV1	FEDERAL HOME LOAN BANKS	07/07/2025	0.000	50,000,000.00	49,791,500.00	49,490,333.33	49,778,861.00
1563184575	313385JM9	FEDERAL HOME LOAN BANKS	07/23/2025	0.000	50,000,000.00	49,694,716.66	49,671,233.33	49,685,750.00
1513431835	313385GJ9	FEDERAL HOME LOAN BANKS	06/02/2025	0.000	50,000,000.00	49,994,215.28	49,612,423.61	49,982,479.00
1515410925	313385HN9	FEDERAL HOME LOAN BANKS	06/30/2025	0.000	2,090,000.00	2,082,962.51	2,067,916.83	2,082,432.17
1539046023	313385JU1	FEDERAL HOME LOAN BANKS	07/30/2025	0.000	50,000,000.00	49,459,637.50	49,459,637.50	49,645,014.00
1554385519	313385KL9	FEDERAL HOME LOAN BANKS	08/15/2025	0.000	50,000,000.00	49,560,104.16	49,466,259.72	49,547,625.00
1524069776	313385GN0	FEDERAL HOME LOAN BANKS	06/06/2025	0.000	50,000,000.00	49,971,180.56	49,659,930.56	49,959,118.00
1551984977	313385JZ0	FEDERAL HOME LOAN BANKS	08/04/2025	0.000	50,000,000.00	49,626,666.66	49,515,833.33	49,612,250.00
1515410927	313385HN9	FEDERAL HOME LOAN BANKS	06/30/2025	0.000	50,000,000.00	49,831,638.89	49,471,694.44	49,818,951.50
1566146290	313385LA2	FEDERAL HOME LOAN BANKS	08/29/2025	0.000	50,000,000.00	49,476,877.78	49,465,122.22	49,465,375.00
1531734832	313385JG2	FEDERAL HOME LOAN BANKS	07/18/2025	0.000	50,000,000.00	49,724,005.55	49,483,244.44	49,714,847.00
1554385528	313385KL9	FEDERAL HOME LOAN BANKS	08/15/2025	0.000	50,000,000.00	49,560,104.16	49,466,259.72	49,547,625.00
1524069806	313385GN0	FEDERAL HOME LOAN BANKS	06/06/2025	0.000	50,000,000.00	49,971,180.56	49,659,930.56	49,959,118.00
1517717438	313385HO2	FEDERAL HOME LOAN BANKS	07/02/2025	0.000	50,000,000.00	49,818,779.17	49,468,029.17	49,807,958.50
1539046027	313385JV9	FEDERAL HOME LOAN BANKS	07/31/2025	0.000	50,000,000.00	49,651,250.00	49,453,625.00	49,639,194.50
1534369057	313385HW9	FEDERAL HOME LOAN BANKS	07/08/2025	0.000	50,000,000.00	49,784,423.61	49,551,368.06	49,773,041.50
1544998416	313385HR0	FEDERAL HOME LOAN BANKS	07/03/2025	0.000	50,000,000.00	49,812,666.67	49,637,041.67	49,802,139.00
1541290118	313385JF4	FEDERAL HOME LOAN BANKS	07/17/2025	0.000	50,000,000.00	49,731,666.67	49,539,166.67	49,720,666.50
1546219587	313385HY5	FEDERAL HOME LOAN BANKS	07/10/2025	0.000	50,000,000.00	49,771,687.50	49,613,625.00	49,761,403.00
1539046025	313385JV9	FEDERAL HOME LOAN BANKS	07/31/2025	0.000	50,000,000.00	49,651,250.00	49,453,625.00	49,639,194.50
1548009036	313385JU1	FEDERAL HOME LOAN BANKS	07/30/2025	0.000	50,000,000.00	49,656,652.78	49,511,166.67	49,645,014.00
1517717436	313385HO2	FEDERAL HOME LOAN BANKS	07/02/2025	0.000	50,000,000.00	49,818,779.17	49,468,029.17	49,807,958.50
1563184582	313385LH7	FEDERAL HOME LOAN BANKS	09/05/2025	0.000	33,825,000.00	33,445,709.00	33,425,954.26	33,439,648.69
1540268812	313385JU1	FEDERAL HOME LOAN BANKS	07/30/2025	0.000	50,000,000.00	49,655,915.28	49,469,293.06	49,645,014.00
1546219585	313385JU1	FEDERAL HOME LOAN BANKS	07/30/2025	0.000	50,000,000.00	49,655,833.33	49,498,333.33	49,645,014.00
1540268827	313385JU1	FEDERAL HOME LOAN BANKS	07/30/2025	0.000	50,000,000.00	49,655,915.28	49,469,293.06	49,645,014.00
1524069824	313385HF6	FEDERAL HOME LOAN BANKS	06/23/2025	0.000	50,000,000.00	49,873,194.44	49,561,944.44	49,859,833.50
1536180394	313385JP2	FEDERAL HOME LOAN BANKS	07/25/2025	0.000	50,000,000.00	49,684,700.00	49,468,661.11	49,674,111.00
1524069798	313385HF6	FEDERAL HOME LOAN BANKS	06/23/2025	0.000	50,000,000.00	49,873,194.44	49,561,944.44	49,859,833.50
1563184580	313385LA2	FEDERAL HOME LOAN BANKS	08/29/2025	0.000	50,000,000.00	49,479,597.22	49,456,208.33	49,465,375.00
1547029420	313385KB1	FEDERAL HOME LOAN BANKS	08/06/2025	0.000	50,000,000.00	49,614,175.00	49,468,029.17	49,600,500.00
1513431843	313385HK5	FEDERAL HOME LOAN BANKS	06/27/2025	0.000	50,000,000.00	49,848,550.00	49,469,925.00	49,836,472.00
1507654515	313385HC3	FEDERAL HOME LOAN BANKS	06/20/2025	0.000	50,000,000.00	49,889,483.33	49,470,683.33	49,877,354.00
1558812861	313385KR6	FEDERAL HOME LOAN BANKS	08/20/2025	0.000	50,000,000.00	49,530,000.00	49,465,375.00	49,518,250.00
1497371054	313385GN0	FEDERAL HOME LOAN BANKS	06/06/2025	0.000	50,000,000.00	49,970,812.50	49,468,787.50	49,959,118.00
1537059257	313385GR1	FEDERAL HOME LOAN BANKS	06/09/2025	0.000	47,737,000.00	47,692,233.30	47,485,187.33	47,681,240.32
1566146297	313385LA2	FEDERAL HOME LOAN BANKS	08/29/2025	0.000	50,000,000.00	49,476,877.78	49,465,122.22	49,465,375.00
1560648437	313385KT2	FEDERAL HOME LOAN BANKS	08/22/2025	0.000	50,000,000.00	49,518,250.00	49,465,375.00	49,506,500.00
1534369051	313385JM9	FEDERAL HOME LOAN BANKS	07/23/2025	0.000	50,000,000.00	49,695,583.33	49,467,270.83	49,685,750.00
1540268816	313385HO2	FEDERAL HOME LOAN BANKS	07/02/2025	0.000	50,000,000.00	49,818,736.11	49,625,777.78	49,807,958.50
1507654513	313385HC3	FEDERAL HOME LOAN BANKS	06/20/2025	0.000	50,000,000.00	49,889,483.33	49,470,683.33	49,877,354.00
1546219581	313385JW7	FEDERAL HOME LOAN BANKS	08/01/2025	0.000	47,077,000.00	46,741,968.68	46,593,676.13	46,728,512.51
1495658081	313385GL4	FEDERAL HOME LOAN BANKS	06/04/2025	0.000	50,000,000.00	49,862,475.00	49,468,408.33	49,970,798.50
1500449804	313385GT7	FEDERAL HOME LOAN BANKS	06/11/2025	0.000	50,000,000.00	49,941,791.67	49,470,304.17	49,929,916.50
1563184591	313385JM9	FEDERAL HOME LOAN BANKS	07/23/2025	0.000	50,000,000.00	49,694,716.66	49,671,233.33	49,685,750.00
1524830850	313385GR1	FEDERAL HOME LOAN BANKS	06/09/2025	0.000	39,147,000.00	39,110,071.33	38,865,418.89	39,101,273.96
1547029418	313385JS6	FEDERAL HOME LOAN BANKS	07/28/2025	0.000	50,000,000.00	49,667,500.00	49,515,833.33	49,656,653.00
1558812865	313385KT2	FEDERAL HOME LOAN BANKS	08/22/2025	0.000	50,000,000.00	49,521,666.67	49,451,666.67	49,506,500.00
1549070542	313385KD7	FEDERAL HOME LOAN BANKS	08/08/2025	0.000	50,000,000.00	49,601,822.22	49,467,144.44	49,588,750.00
1549813145	313385KB1	FEDERAL HOME LOAN BANKS	08/06/2025	0.000	40,248,000.00	39,939,197.22	39,831,584.13	39,926,418.48
1525747961	313385HZ2	FEDERAL HOME LOAN BANKS	07/11/2025	0.000				

LOS ANGELES COUNTY TREASURER  
 TREASURER PORTFOLIO COMPARED TO MARKET VALUE  
 FOR THE PERIOD: MAY 1, 2025 TO MAY 31, 2025  
 FUND: POOLED SURPLUS INVESTMENTS  
 ATTACHMENT X

Security ID	CUSIP	Description	Final Maturity	Face Rate	PAR	Amortized Cost	Historical Cost	Market Value
821809107	3134GWYY6	FEDERAL HOME LOAN MORTGAGE CORP	10/22/2030	1.260	25,000,000.00	24,995,956.30	24,992,500.00	21,479,905.50
886107584	3134GXG99	FEDERAL HOME LOAN MORTGAGE CORP	07/25/2025	3.650	25,000,000.00	25,000,000.00	25,000,000.00	24,971,838.25
821809206	3134GW6R2	FEDERAL HOME LOAN MORTGAGE CORP	11/05/2032	1.500	50,000,000.00	50,000,000.00	50,000,000.00	40,446,255.00
821809092	3134GWQS8	FEDERAL HOME LOAN MORTGAGE CORP	08/24/2029	1.150	25,000,000.00	25,000,000.00	25,000,000.00	22,112,925.50
821809021	3134GW3A2	FEDERAL HOME LOAN MORTGAGE CORP	09/09/2030	1.200	25,000,000.00	25,000,000.00	25,000,000.00	21,401,453.25
821810299	3134GWQ74	FEDERAL HOME LOAN MORTGAGE CORP	09/26/2030	1.330	50,000,000.00	50,000,000.00	50,000,000.00	43,227,324.50
821810327	3134GXTF6	FEDERAL HOME LOAN MORTGAGE CORP	12/16/2031	1.330	50,000,000.00	50,000,000.00	50,000,000.00	41,459,798.50
821810742	3134GWV51	FEDERAL HOME LOAN MORTGAGE CORP	10/08/2030	1.240	50,000,000.00	50,000,000.00	50,000,000.00	42,975,744.50
821809464	3134GBM5	FEDERAL HOME LOAN MORTGAGE CORP	11/12/2025	0.600	31,739,000.00	31,739,000.00	31,739,000.00	31,199,347.50
821810766	3134GWYY6	FEDERAL HOME LOAN MORTGAGE CORP	10/22/2030	1.260	50,000,000.00	49,991,912.67	49,985,000.00	42,959,811.00
821809559	3134GXCS1	FEDERAL HOME LOAN MORTGAGE CORP	11/25/2025	0.625	50,000,000.00	50,000,000.00	50,000,000.00	49,151,666.50
1290537030	3134H12C6	FEDERAL HOME LOAN MORTGAGE CORP	06/27/2029	5.540	50,000,000.00	50,000,000.00	50,000,000.00	49,938,433.00
821809027	3134GBW96	FEDERAL HOME LOAN MORTGAGE CORP	09/09/2030	1.250	25,000,000.00	25,000,000.00	25,000,000.00	21,459,884.00
821810596	3134GW6Q4	FEDERAL HOME LOAN MORTGAGE CORP	11/12/2030	1.310	50,000,000.00	50,000,000.00	50,000,000.00	43,015,700.00
1400333398	3134HAWM1	FEDERAL HOME LOAN MORTGAGE CORP	11/14/2031	5.060	50,000,000.00	50,000,000.00	50,000,000.00	49,951,852.50
821810333	3134GXF58	FEDERAL HOME LOAN MORTGAGE CORP	12/09/2031	1.330	50,000,000.00	50,000,000.00	50,000,000.00	41,481,969.50
1252508128	3134H1J87	FEDERAL HOME LOAN MORTGAGE CORP	05/03/2029	5.450	25,000,000.00	25,000,000.00	25,000,000.00	25,046,787.75
821810415	3134GXE86	FEDERAL HOME LOAN MORTGAGE CORP	11/23/2032	1.420	50,000,000.00	50,000,000.00	50,000,000.00	40,201,149.50
1455466556	3134HA2A0	FEDERAL HOME LOAN MORTGAGE CORP	01/29/2032	5.220	50,000,000.00	50,000,000.00	50,000,000.00	49,992,751.50
821809598	3134GWDA1	FEDERAL HOME LOAN MORTGAGE CORP	07/29/2027	1.000	50,000,000.00	50,000,000.00	50,000,000.00	46,885,962.00
821810804	3134GWUN4	FEDERAL HOME LOAN MORTGAGE CORP	09/30/2030	1.240	50,000,000.00	50,000,000.00	50,000,000.00	43,001,849.00
821809030	3134GWRG3	FEDERAL HOME LOAN MORTGAGE CORP	09/03/2030	1.260	25,000,000.00	25,000,000.00	25,000,000.00	21,481,504.25
821810292	3134GXEK6	FEDERAL HOME LOAN MORTGAGE CORP	11/25/2031	1.320	50,000,000.00	50,000,000.00	50,000,000.00	41,498,200.50
821809639	3134GWSZ0	FEDERAL HOME LOAN MORTGAGE CORP	09/28/2028	1.000	50,000,000.00	50,000,000.00	50,000,000.00	45,369,134.00
821810580	3134GW4K9	FEDERAL HOME LOAN MORTGAGE CORP	10/28/2030	1.310	50,000,000.00	50,000,000.00	50,000,000.00	43,060,140.50
821810750	3134GWUA2	FEDERAL HOME LOAN MORTGAGE CORP	09/30/2030	1.250	50,000,000.00	50,000,000.00	50,000,000.00	43,025,492.50
868541001	3134GXXS8	FEDERAL HOME LOAN MORTGAGE CORP	06/27/2025	3.250	25,000,000.00	25,000,000.00	25,000,000.00	24,978,855.75
821809211	3134GVG44	FEDERAL HOME LOAN MORTGAGE CORP	12/09/2025	0.500	50,000,000.00	50,000,000.00	50,000,000.00	49,035,279.00
821809090	3134GWAJ5	FEDERAL HOME LOAN MORTGAGE CORP	02/12/2029	1.100	25,000,000.00	25,000,000.00	25,000,000.00	22,407,800.00
821810509	3134GWZZ2	FEDERAL HOME LOAN MORTGAGE CORP	10/28/2030	1.300	50,000,000.00	50,000,000.00	50,000,000.00	43,036,191.50
821809553	3134GXCS1	FEDERAL HOME LOAN MORTGAGE CORP	11/25/2025	0.625	50,000,000.00	50,000,000.00	50,000,000.00	49,151,666.50
907051191	3134GXY32	FEDERAL HOME LOAN MORTGAGE CORP	09/19/2025	4.050	25,000,000.00	25,000,000.00	25,000,000.00	24,949,804.75
821810772	3134GWZ74	FEDERAL HOME LOAN MORTGAGE CORP	10/21/2030	1.270	50,000,000.00	50,000,000.00	50,000,000.00	42,986,919.00
878006740	3134GXZV9	FEDERAL HOME LOAN MORTGAGE CORP	06/27/2025	4.000	25,000,000.00	25,000,000.00	25,000,000.00	24,991,942.25
821810281	3134GXE4	FEDERAL HOME LOAN MORTGAGE CORP	11/25/2031	1.320	50,000,000.00	50,000,000.00	50,000,000.00	41,498,200.50
821809635	3134GWSZ0	FEDERAL HOME LOAN MORTGAGE CORP	09/28/2028	1.000	50,000,000.00	50,000,000.00	50,000,000.00	45,369,134.00
821810703	3134GKKC7	FEDERAL HOME LOAN MORTGAGE CORP	01/06/2031	1.150	50,000,000.00	50,000,000.00	50,000,000.00	42,340,564.50
821809088	3134GVX78	FEDERAL HOME LOAN MORTGAGE CORP	06/28/2027	1.000	25,000,000.00	24,999,926.02	24,999,750.00	23,502,524.00
821810746	3134GWTM8	FEDERAL HOME LOAN MORTGAGE CORP	09/30/2030	1.250	50,000,000.00	50,000,000.00	50,000,000.00	43,025,492.50
821809605	3134GVQR2	FEDERAL HOME LOAN MORTGAGE CORP	05/04/2027	1.050	50,000,000.00	50,000,000.00	50,000,000.00	47,258,821.50
821809108	3134GWC79	FEDERAL HOME LOAN MORTGAGE CORP	09/17/2030	1.280	25,000,000.00	25,000,000.00	25,000,000.00	21,481,724.75
821810457	3134GXEQ3	FEDERAL HOME LOAN MORTGAGE CORP	11/26/2032	1.490	50,000,000.00	50,000,000.00	50,000,000.00	40,412,026.00
821809093	3134GWQA7	FEDERAL HOME LOAN MORTGAGE CORP	08/20/2029	1.100	25,000,000.00	25,000,000.00	25,000,000.00	22,072,021.25
821810698	3134GVUQ9	FEDERAL HOME LOAN MORTGAGE CORP	05/27/2027	1.070	50,000,000.00	50,000,000.00	50,000,000.00	47,190,682.50
821810059	3134GBM5	FEDERAL HOME LOAN MORTGAGE CORP	11/12/2025	0.600	50,000,000.00	50,000,000.00	50,000,000.00	49,149,859.00
821809648	3134GWSX5	FEDERAL HOME LOAN MORTGAGE CORP	09/23/2030	1.250	50,000,000.00	50,000,000.00	50,000,000.00	42,873,170.00
821810414	3134GW6Y7	FEDERAL HOME LOAN MORTGAGE CORP	11/17/2031	1.410	50,000,000.00	50,000,000.00	50,000,000.00	41,774,394.00
1403344801	3134HAW58	FEDERAL HOME LOAN MORTGAGE CORP	11/18/2031	5.200	50,000,000.00	50,000,000.00	50,000,000.00	49,977,232.00
904121725	3134GXW26	FEDERAL HOME LOAN MORTGAGE CORP	09/12/2025	4.000	25,000,000.00	25,000,000.00	25,000,000.00	24,948,760.50
821810771	3134GWZ66	FEDERAL HOME LOAN MORTGAGE CORP	10/22/2030	1.270	50,000,000.00	50,000,000.00	50,000,000.00	42,983,693.50
1290537029	3134H1Z97	FEDERAL HOME LOAN MORTGAGE CORP	06/27/2029	5.530	50,000,000.00	50,000,000.00	50,000,000.00	49,946,225.00
821809661	3134GVMU9	FEDERAL HOME LOAN MORTGAGE CORP	04/28/2026	1.000	50,000,000.00	50,000,000.00	50,000,000.00	48,565,735.00
821810756	3134GWP6	FEDERAL HOME LOAN MORTGAGE CORP	10/15/2030	1.250	50,000,000.00	50,000,000.00	50,000,000.00	42,976,741.00
821809063	3134GWAJ5	FEDERAL HOME LOAN MORTGAGE CORP	07/22/2026	0.830	25,000,000.00	25,000,000.00	25,000,000.00	24,103,741.00
821809091	3134GWQV5	FEDERAL HOME LOAN MORTGAGE CORP	08/25/2028	1.070	25,000,000.00	25,000,000.00	25,000,000.00	22,797,087.25
821810517	3134GW3N4	FEDERAL HOME LOAN MORTGAGE CORP	10/28/2030	1.300	50,000,000.00	50,000,000.00	50,000,000.00	43,036,191.50
1389644050	3134HATJ2	FEDERAL HOME LOAN MORTGAGE CORP	11/06/2031	5.020	50,000,000.00	50,000,000.00	50,000,000.00	49,954,684.50
821810347	3134GXAT1	FEDERAL HOME LOAN MORTGAGE CORP	11/26/2030	1.360	50,000,000.00	50,000,000.00	50,000,000.00	43,089,455.00
821809026	3134GWD45	FEDERAL HOME LOAN MORTGAGE CORP	09/16/2030	1.250	25,000,000.00	25,000,000.00	25,000,000.00	21,448,210.75
821810063	3134GV2C1	FEDERAL HOME LOAN MORTGAGE CORP	06/23/2025	0.710	50,000,000.00	50,000,000.00	50,000,000.00	49,891,329.50
903285065	3134GXJ44	FEDERAL HOME LOAN MORTGAGE CORP	09/07/2027	4.050	25,000,000.00	25,000,000.00	25,000,000.00	24,916,077.25
821809112	3134GWF68	FEDERAL HOME LOAN MORTGAGE CORP	09/17/2030	1.320	25,000,000.00	25,000,000.00	25,000,000.00	21,528,622.00
892077158	3134GXL77	FEDERAL HOME LOAN MORTGAGE CORP	07/28/2025	3.500	25,000,000.00	25,000,000.00	25,000,000.00	24,964,490.25
871902296	3134GXZV9	FEDERAL HOME LOAN MORTGAGE CORP	06/27/2025	4.000	25,000,000.00	25,000,000.00	25,000,000.00	24,991,942.25
821809631	3134GXCS1	FEDERAL HOME LOAN MORTGAGE CORP	11/25/2025	0.625	50,000,000.00	50,000,000.00	50,000,000.00	49,151,666.50
821810765	3134GWYY7	FEDERAL HOME LOAN MORTGAGE CORP	10/15/2030	1.260	50,000,000.00	50,000,000.00	50,000,000.00	43,000,638.50
1365011209	3134HALW1	FEDERAL HOME LOAN MORTGAGE CORP	09/17/2029	4.700	50,000,000.00	50,000,000.00	50,000,000.00	49,988,709.50
821809209	3134GXAK0	FEDERAL HOME LOAN MORTGAGE CORP	08/09/2032	1.500	50,000,000.00	50,000,000.00	50,000,000.00	40,798,837.00
821809532	3134GV5B0	FEDERAL HOME LOAN MORTGAGE CORP	07/09/2025	0.730	50,000,000.00	50,000,000.00	50,000,000.00	49,810,760.00
1455466555	3134HA2E2	FEDERAL HOME LOAN MORTGAGE CORP	01/29/2032	5.260	50,000,000.00	50,000,000.00	50,000,000.00	49,994,924.00
899279676	3134GXS21	FEDERAL HOME LOAN MORTGAGE CORP	08/25/2025	3.800	25,000,000.00	25,000,000.00	25,000,000.00	24,956,132.00
821810541	3134GW4S2	FEDERAL HOME LOAN MORTGAGE CORP	10/28/2030	1.300	50,000,000.00	50,000,000.00	50,000,000.00	43,036,191.50
821809024	3134GWRH1	FEDERAL HOME LOAN MORTGAGE CORP	08/26/2030	1.250	25,000,000.00	25,000,000.00	25,000,000.00	21,481,520.00
821810360	3134GXKB9	FEDERAL HOME LOAN MORTGAGE CORP	01/06/2033	1.360	50,000,000.00	50,000,000.00	50,000,000.00	39,745,908.50
821809110	3134GW6Q4	FEDERAL HOME LOAN MORTGAGE CORP	11/12/2030	1.310	25,000,000.00	25,000,000.00	25,000,000.00	21,507,850.00
821809642	3134GWSX5	FEDERAL HOME LOAN MORTGAGE CORP	09/23/2030	1.250	50,000,000.00	50,000,000.00	50,000,000.00	42,873,170.00
821809657	3134GVM4	FEDERAL HOME LOAN MORTGAGE CORP	03/17/2026	1.000	50,000,000.00	50,000,000.00	50,000,000.00	48,741,542.50
906927716	3134GXQ80	FEDERAL HOME LOAN MORTGAGE CORP	08/29/2025	3.750	25,000,000.00	25,000,000.00	25,000,000.00	24,951,277.00
821810506	3134GWZ9	FEDERAL HOME LOAN MORTGAGE CORP	10/28/2030	1.300	50,000,000.00	50,000,000.00	50,000,000.00	43,036,191.50
821810691	3134GTYT4	FEDERAL HOME LOAN MORTGAGE CORP	05/27/2027	1.050	50,000,000.00	50,000,000.00	50,000,000.00	47,171,783.00
821809599	3134GWQ33	FEDERAL HOME LOAN MORTGAGE CORP	09/28/2028	1.000	50,000,000.00	50,000,000.00	50,000,000.00	45,369,136.00
821810463	3134GWZF6	FEDERAL HOME LOAN MORTGAGE CORP	10/21/2030	1.290	50,000,000.00	50,000,000.00	50,000,000.00	43,034,716.00
907051190	3134GXY40	FEDERAL HOME LOAN MORTGAGE CORP	09/19/2025	4.100	25,000,000.00	25,000,000.00	25,000,000.00	24,953,470.75
821809653	3134GWD5	FEDERAL HOME LOAN MORTGAGE CORP	07/29/2027	0.830	50,000,000.00	50,000,000.00	50,000,000.00	

LOS ANGELES COUNTY TREASURER  
 TREASURER PORTFOLIO COMPARED TO MARKET VALUE  
 FOR THE PERIOD: MAY 1, 2025 TO MAY 31, 2025  
 FUND: POOLED SURPLUS INVESTMENTS  
 ATTACHMENT X

Security ID	CUSIP	Description	Final Maturity	Face Rate	PAR	Amortized Cost	Historical Cost	Market Value
821809089	3134GVSS8	FEDERAL HOME LOAN MORTGAGE CORP	06/23/2027	1.000	25,000,000.00	25,000,000.00	25,000,000.00	23,512,153.00
821810465	3134GWZH2	FEDERAL HOME LOAN MORTGAGE CORP	10/28/2030	1.300	50,000,000.00	50,000,000.00	50,000,000.00	43,036,191.50
821810760	3134GWXQ4	FEDERAL HOME LOAN MORTGAGE CORP	10/22/2030	1.250	50,000,000.00	50,000,000.00	50,000,000.00	42,936,009.00
1509455960	313397GJ4	FEDERAL HOME LOAN MORTGAGE CORP	06/02/2025	0.000	50,000,000.00	49,994,208.33	49,594,583.33	49,982,479.00
1563184589	313397KB6	FEDERAL HOME LOAN MORTGAGE CORP	08/06/2025	0.000	50,000,000.00	49,614,541.67	49,591,180.56	49,600,500.00
1517717428	313397GJ4	FEDERAL HOME LOAN MORTGAGE CORP	06/02/2025	0.000	50,000,000.00	49,994,229.17	49,642,208.33	49,982,479.00
1565368229	313397HN4	FEDERAL HOME LOAN MORTGAGE CORP	06/30/2025	0.000	10,338,000.00	10,302,939.83	10,298,103.94	10,300,566.41
1563184585	313397KB6	FEDERAL HOME LOAN MORTGAGE CORP	08/06/2025	0.000	50,000,000.00	49,614,541.67	49,591,180.56	49,600,500.00
1520670922	313397GJ4	FEDERAL HOME LOAN MORTGAGE CORP	06/02/2025	0.000	50,000,000.00	49,994,222.22	49,653,333.33	49,982,479.00
1554385521	313397KB6	FEDERAL HOME LOAN MORTGAGE CORP	08/06/2025	0.000	46,897,000.00	46,536,752.88	46,443,961.95	46,522,292.97
1549070541	313397JW2	FEDERAL HOME LOAN MORTGAGE CORP	08/01/2025	0.000	43,198,000.00	42,892,038.17	42,771,659.74	42,878,226.81
1509455957	313397GJ4	FEDERAL HOME LOAN MORTGAGE CORP	06/02/2025	0.000	50,000,000.00	49,994,208.33	49,594,583.33	49,982,479.00
1565368220	313397KW0	FEDERAL HOME LOAN MORTGAGE CORP	08/25/2025	0.000	50,000,000.00	49,504,166.66	49,480,833.33	49,488,875.00
1563184588	313397HP9	FEDERAL HOME LOAN MORTGAGE CORP	07/01/2025	0.000	50,000,000.00	49,824,583.33	49,795,347.22	49,813,778.00
1520670938	313397GJ4	FEDERAL HOME LOAN MORTGAGE CORP	06/02/2025	0.000	50,000,000.00	49,994,222.22	49,653,333.33	49,982,479.00
1550978662	313397JZ5	FEDERAL HOME LOAN MORTGAGE CORP	08/04/2025	0.000	50,000,000.00	49,627,555.56	49,511,166.67	49,612,250.00
1563184584	313397HP9	FEDERAL HOME LOAN MORTGAGE CORP	07/01/2025	0.000	50,000,000.00	49,824,583.33	49,795,347.22	49,813,778.00
1565368221	313397HN4	FEDERAL HOME LOAN MORTGAGE CORP	06/30/2025	0.000	50,000,000.00	49,830,430.56	49,807,041.67	49,818,951.50
1512374017	313397GJ4	FEDERAL HOME LOAN MORTGAGE CORP	06/02/2025	0.000	50,000,000.00	49,994,208.33	49,606,166.67	49,982,479.00
1557852624	313397JP7	FEDERAL HOME LOAN MORTGAGE CORP	07/25/2025	0.000	50,000,000.00	49,684,250.00	49,608,236.11	49,674,111.00
1550978654	313397JZ5	FEDERAL HOME LOAN MORTGAGE CORP	08/04/2025	0.000	50,000,000.00	49,627,555.56	49,511,166.67	49,612,250.00
1557852622	313397JP7	FEDERAL HOME LOAN MORTGAGE CORP	07/25/2025	0.000	50,000,000.00	49,684,250.00	49,608,236.11	49,674,111.00
1557852626	313397JW2	FEDERAL HOME LOAN MORTGAGE CORP	08/01/2025	0.000	50,000,000.00	49,643,319.45	49,567,305.56	49,629,875.00
1565368219	313397KW0	FEDERAL HOME LOAN MORTGAGE CORP	08/25/2025	0.000	50,000,000.00	49,504,166.66	49,480,833.33	49,488,875.00
821809122	3136G4ZS1	FEDERAL NATIONAL MORTGAGE ASSOCIATION	09/11/2030	1.120	25,000,000.00	25,000,000.00	25,000,000.00	21,304,532.75
1466078954	3136GA66	FEDERAL NATIONAL MORTGAGE ASSOCIATION	02/13/2032	5.240	50,000,000.00	50,000,000.00	50,000,000.00	49,977,258.50
821809178	3135GAZD2	FEDERAL NATIONAL MORTGAGE ASSOCIATION	10/28/2030	1.260	50,000,000.00	50,000,000.00	50,000,000.00	42,940,395.50
1445671811	3136GA4X4	FEDERAL NATIONAL MORTGAGE ASSOCIATION	12/31/2031	5.235	50,000,000.00	50,000,000.00	50,000,000.00	49,937,502.50
1444894283	3136GA4Q9	FEDERAL NATIONAL MORTGAGE ASSOCIATION	12/26/2031	5.200	50,000,000.00	50,000,000.00	50,000,000.00	50,005,318.00
1392036424	3135GAXD8	FEDERAL NATIONAL MORTGAGE ASSOCIATION	11/07/2031	4.860	50,000,000.00	50,000,000.00	50,000,000.00	49,854,848.00
821809223	3136G4R88	FEDERAL NATIONAL MORTGAGE ASSOCIATION	08/26/2030	1.180	50,000,000.00	50,000,000.00	50,000,000.00	42,800,550.00
821809163	3136G45T6	FEDERAL NATIONAL MORTGAGE ASSOCIATION	10/28/2030	1.200	50,000,000.00	50,000,000.00	50,000,000.00	42,796,691.50
1365011688	3135GAV73	FEDERAL NATIONAL MORTGAGE ASSOCIATION	09/26/2029	4.680	50,000,000.00	50,000,000.00	50,000,000.00	49,925,483.00
821809120	3136G4E33	FEDERAL NATIONAL MORTGAGE ASSOCIATION	07/30/2027	0.875	25,000,000.00	25,000,000.00	25,000,000.00	23,390,508.50
821809660	3135G0S02	FEDERAL NATIONAL MORTGAGE ASSOCIATION	08/05/2030	0.875	50,000,000.00	49,662,359.20	49,361,500.00	49,372,344.50
821809604	3135G0S02	FEDERAL NATIONAL MORTGAGE ASSOCIATION	08/05/2030	0.875	50,000,000.00	49,423,342.91	48,940,000.00	42,756,344.50
1465417921	3136GA7J2	FEDERAL NATIONAL MORTGAGE ASSOCIATION	01/28/2032	5.220	50,000,000.00	50,000,000.00	50,000,000.00	49,969,484.50
821809077	3135GACF4	FEDERAL NATIONAL MORTGAGE ASSOCIATION	01/27/2033	1.610	50,000,000.00	50,000,000.00	50,000,000.00	40,339,661.00
1445671809	3136GA4U0	FEDERAL NATIONAL MORTGAGE ASSOCIATION	12/30/2031	5.230	50,000,000.00	50,000,000.00	50,000,000.00	50,001,132.50
821809176	3135GA6X4	FEDERAL NATIONAL MORTGAGE ASSOCIATION	12/09/2030	1.240	50,000,000.00	50,000,000.00	50,000,000.00	42,756,051.00
1477642171	3136GAAV1	FEDERAL NATIONAL MORTGAGE ASSOCIATION	02/25/2032	5.300	25,000,000.00	25,000,000.00	25,000,000.00	24,929,317.00
1444894281	3136GA4P1	FEDERAL NATIONAL MORTGAGE ASSOCIATION	12/30/2031	5.350	50,000,000.00	50,000,000.00	50,000,000.00	49,990,243.50
1453863613	3136GA5F2	FEDERAL NATIONAL MORTGAGE ASSOCIATION	01/08/2032	5.300	50,000,000.00	50,000,000.00	50,000,000.00	49,926,618.00
821809182	3135GAC41	FEDERAL NATIONAL MORTGAGE ASSOCIATION	12/10/2030	1.330	50,000,000.00	50,000,000.00	50,000,000.00	42,972,444.50
1397758860	3135GAY47	FEDERAL NATIONAL MORTGAGE ASSOCIATION	11/13/2031	5.000	50,000,000.00	50,000,000.00	50,000,000.00	49,791,473.00
1455466558	3136GA508	FEDERAL NATIONAL MORTGAGE ASSOCIATION	01/29/2032	5.380	50,000,000.00	50,000,000.00	50,000,000.00	49,965,541.50
821809602	3135G0S02	FEDERAL NATIONAL MORTGAGE ASSOCIATION	08/05/2030	0.875	50,000,000.00	49,511,224.58	49,085,000.00	42,756,344.50
821809656	3135GACK5	FEDERAL NATIONAL MORTGAGE ASSOCIATION	01/27/2032	1.310	50,000,000.00	50,000,000.00	50,000,000.00	40,889,381.50
1459584881	3136GA6Q7	FEDERAL NATIONAL MORTGAGE ASSOCIATION	01/22/2032	5.510	50,000,000.00	50,000,000.00	50,000,000.00	49,867,184.00
1457672774	3136GA6C8	FEDERAL NATIONAL MORTGAGE ASSOCIATION	01/29/2032	5.480	50,000,000.00	50,000,000.00	50,000,000.00	49,973,218.00
1430048865	3136GA2Q1	FEDERAL NATIONAL MORTGAGE ASSOCIATION	12/10/2031	5.200	50,000,000.00	50,000,000.00	50,000,000.00	49,962,131.50
1454708950	3136GA5K1	FEDERAL NATIONAL MORTGAGE ASSOCIATION	01/29/2032	5.330	50,000,000.00	50,000,000.00	50,000,000.00	49,963,373.50
821809503	3135GAAK7	FEDERAL NATIONAL MORTGAGE ASSOCIATION	12/17/2030	1.300	25,000,000.00	24,993,068.88	24,987,500.00	21,438,372.75
821809180	3135GA4C2	FEDERAL NATIONAL MORTGAGE ASSOCIATION	11/18/2030	1.320	50,000,000.00	50,000,000.00	50,000,000.00	43,017,676.50
1430932217	3136GA2V0	FEDERAL NATIONAL MORTGAGE ASSOCIATION	12/10/2031	5.150	50,000,000.00	50,000,000.00	50,000,000.00	49,967,881.50
821809172	3135GA3T6	FEDERAL NATIONAL MORTGAGE ASSOCIATION	11/25/2030	1.240	50,000,000.00	50,000,000.00	50,000,000.00	42,801,562.50
1447492254	3136GA4Y2	FEDERAL NATIONAL MORTGAGE ASSOCIATION	12/30/2031	5.270	50,000,000.00	50,000,000.00	50,000,000.00	49,891,535.00
821809185	3136G47J6	FEDERAL NATIONAL MORTGAGE ASSOCIATION	10/28/2032	1.450	50,000,000.00	50,000,000.00	50,000,000.00	40,370,874.50
1426915197	3136GA2G3	FEDERAL NATIONAL MORTGAGE ASSOCIATION	12/12/2031	5.200	50,000,000.00	50,000,000.00	50,000,000.00	49,992,764.50
1480029015	3136GAB99	FEDERAL NATIONAL MORTGAGE ASSOCIATION	02/26/2032	5.400	25,000,000.00	25,000,000.00	25,000,000.00	24,938,332.00
1419309041	3135GAZZ7	FEDERAL NATIONAL MORTGAGE ASSOCIATION	12/04/2031	5.240	50,000,000.00	50,000,000.00	50,000,000.00	49,884,891.00
1456157030	3136GA5X3	FEDERAL NATIONAL MORTGAGE ASSOCIATION	01/29/2032	5.260	50,000,000.00	50,000,000.00	50,000,000.00	49,992,352.50
821809217	3135GAFF8	FEDERAL NATIONAL MORTGAGE ASSOCIATION	12/08/2028	0.950	50,000,000.00	50,000,000.00	50,000,000.00	44,955,828.00
821809183	3135GACG4	FEDERAL NATIONAL MORTGAGE ASSOCIATION	01/20/2033	1.360	50,000,000.00	50,000,000.00	50,000,000.00	39,701,808.50
1381190716	3135GAAW7	FEDERAL NATIONAL MORTGAGE ASSOCIATION	10/08/2031	4.640	50,000,000.00	50,000,000.00	50,000,000.00	49,270,800.00
821809189	3135GA4B4	FEDERAL NATIONAL MORTGAGE ASSOCIATION	11/23/2032	1.500	50,000,000.00	50,000,000.00	50,000,000.00	40,392,436.00
821809652	3135GACK5	FEDERAL NATIONAL MORTGAGE ASSOCIATION	01/27/2032	1.310	50,000,000.00	50,000,000.00	50,000,000.00	40,889,381.50
821809075	3136G42K8	FEDERAL NATIONAL MORTGAGE ASSOCIATION	08/27/2032	1.220	49,250,000.00	48,872,865.49	48,634,375.00	39,256,412.61
821809118	3135G0S02	FEDERAL NATIONAL MORTGAGE ASSOCIATION	08/05/2030	0.875	25,000,000.00	24,651,216.76	24,355,000.00	21,378,172.25
1393460784	3135GAXH9	FEDERAL NATIONAL MORTGAGE ASSOCIATION	11/12/2031	4.920	50,000,000.00	50,000,000.00	50,000,000.00	49,856,033.00
821809213	3136G4Y20	FEDERAL NATIONAL MORTGAGE ASSOCIATION	07/09/2026	0.820	50,000,000.00	50,000,000.00	50,000,000.00	48,257,610.50
821809116	3135G04Z3	FEDERAL NATIONAL MORTGAGE ASSOCIATION	06/17/2025	0.500	25,000,000.00	24,999,916.35	24,990,500.00	24,958,910.25
1390503264	3135GAX97	FEDERAL NATIONAL MORTGAGE ASSOCIATION	11/06/2031	4.820	50,000,000.00	50,000,000.00	50,000,000.00	49,867,237.00
821809187	3135GA2E0	FEDERAL NATIONAL MORTGAGE ASSOCIATION	11/17/2032	1.460	50,000,000.00	50,000,000.00	50,000,000.00	40,344,746.00
1479412605	3136GAAAX7	FEDERAL NATIONAL MORTGAGE ASSOCIATION	02/27/2032	5.330	25,000,000.00	25,000,000.00	25,000,000.00	24,221,308.25
821809179	3135GA6Z9	FEDERAL NATIONAL MORTGAGE ASSOCIATION	12/09/2030	1.330	50,000,000.00	50,000,000.00	50,000,000.00	42,975,615.50
1445671810	3136GA4V8	FEDERAL NATIONAL MORTGAGE ASSOCIATION	12/31/2031	5.230	50,000,000.00	50,000,000.00	50,000,000.00	49,936,888.00
821809222	3135GAAE1	FEDERAL NATIONAL MORTGAGE ASSOCIATION	12/08/2028	1.000	50,000,000.00	50,000,000.00	50,000,000.00	45,116,331.00
1444894284	3136GA4R7	FEDERAL NATIONAL MORTGAGE ASSOCIATION	12/30/2031	5.350	50,000,000.00	50,000,000.00	50,000,000.00	49,990,483.50
1389644048	3135GAX63	FEDERAL NATIONAL MORTGAGE ASSOCIATION	11/04/2031	4.810	50,000,000.00	50,000,000.00	50,000,000.00	49,883,334.50
1411476761	3135GAYU9	FEDERAL NATIONAL MORTGAGE ASSOCIATION	11/25/2030	5.120	50,000,000.00	50,000,000.00	50,000,000.00	49,915,113.50
821809177	3135GA2V2	FEDERAL NATIONAL MORTGAGE ASSOCIATION	11/18/2030	1.275	50,000,000.00	50,000,000.00	50,000,000.00	42,896,765.50
1418733003	3135GAZV6	FEDERAL NATIONAL MORTGAGE ASSOCIATION	12/04/2031	5.230	50,000,000.00	50,000,000.00	50,000,000.00	49,883,796.00
1399647648	3135GAY70	FEDERAL NATIONAL MORTGAGE ASSOCIATION	11/14/2031	5.050	50,000,000.00	50,000,000.0		

LOS ANGELES COUNTY TREASURER  
 TREASURER PORTFOLIO COMPARED TO MARKET VALUE  
 FOR THE PERIOD: MAY 1, 2025 TO MAY 31, 2025  
 FUND: POOLED SURPLUS INVESTMENTS  
 ATTACHMENT X

Security ID	CUSIP	Description	Final Maturity	Face Rate	PAR	Amortized Cost	Historical Cost	Market Value
1408783128	3135GAYS4	FEDERAL NATIONAL MORTGAGE ASSOCIATION	11/20/2031	5.200	50,000,000.00	50,000,000.00	50,000,000.00	49,982,399.50
821809181	3135GAA84	FEDERAL NATIONAL MORTGAGE ASSOCIATION	12/16/2031	1.350	50,000,000.00	50,000,000.00	50,000,000.00	41,516,167.00
1389644052	3135GAX71	FEDERAL NATIONAL MORTGAGE ASSOCIATION	11/05/2031	5.025	50,000,000.00	50,000,000.00	50,000,000.00	49,954,300.00
1412349749	3135GAYY1	FEDERAL NATIONAL MORTGAGE ASSOCIATION	11/25/2031	5.220	50,000,000.00	50,000,000.00	50,000,000.00	49,901,934.50
821810668	3135G05C3	FEDERAL NATIONAL MORTGAGE ASSOCIATION	06/30/2025	0.750	21,000,000.00	21,000,000.00	21,000,000.00	20,938,713.18
1345839486	3135GAJEU9	FEDERAL NATIONAL MORTGAGE ASSOCIATION	08/27/2030	5.117	50,000,000.00	50,000,000.00	50,000,000.00	50,050,450.00
1436788785	3136GA3P2	FEDERAL NATIONAL MORTGAGE ASSOCIATION	12/30/2031	5.200	50,000,000.00	50,000,000.00	50,000,000.00	49,968,463.00
1414283361	3135GAZ95	FEDERAL NATIONAL MORTGAGE ASSOCIATION	11/25/2031	5.140	50,000,000.00	50,000,000.00	50,000,000.00	49,955,429.50
821809186	3136G47K3	FEDERAL NATIONAL MORTGAGE ASSOCIATION	10/28/2031	1.365	50,000,000.00	50,000,000.00	50,000,000.00	41,708,003.50
1253218388	3135GARV3	FEDERAL NATIONAL MORTGAGE ASSOCIATION	05/10/2029	5.480	50,000,000.00	50,000,000.00	50,000,000.00	50,067,228.00
821809184	3135GA6T3	FEDERAL NATIONAL MORTGAGE ASSOCIATION	12/16/2031	1.360	50,000,000.00	50,000,000.00	50,000,000.00	41,544,348.50
821809500	3136G4R88	FEDERAL NATIONAL MORTGAGE ASSOCIATION	08/26/2030	1.180	25,000,000.00	25,000,000.00	25,000,000.00	21,400,275.00
1466698149	3136GA8B2	FEDERAL NATIONAL MORTGAGE ASSOCIATION	02/12/2032	5.270	50,000,000.00	50,000,000.00	50,000,000.00	49,966,002.50
821809597	3135G05Q2	FEDERAL NATIONAL MORTGAGE ASSOCIATION	08/05/2030	0.875	50,000,000.00	49,497,210.84	49,058,500.00	42,756,344.50
821809175	3136G43V3	FEDERAL NATIONAL MORTGAGE ASSOCIATION	09/27/2030	1.250	50,000,000.00	50,000,000.00	50,000,000.00	43,035,254.00
1426915200	3136GA2F5	FEDERAL NATIONAL MORTGAGE ASSOCIATION	12/11/2031	5.200	50,000,000.00	50,000,000.00	50,000,000.00	49,969,987.00
1394336004	3135GAXQ9	FEDERAL NATIONAL MORTGAGE ASSOCIATION	11/12/2031	5.000	50,000,000.00	50,000,000.00	50,000,000.00	49,794,112.00
1413032062	3135GAZ53	FEDERAL NATIONAL MORTGAGE ASSOCIATION	11/25/2031	5.220	50,000,000.00	50,000,000.00	50,000,000.00	49,905,303.00
821809188	3135GA2C4	FEDERAL NATIONAL MORTGAGE ASSOCIATION	11/18/2032	1.450	50,000,000.00	50,000,000.00	50,000,000.00	40,310,400.00
821809227	3135GASZ0	FEDERAL NATIONAL MORTGAGE ASSOCIATION	12/08/2032	1.515	50,000,000.00	50,000,000.00	50,000,000.00	40,394,769.50
821809214	3136G4Y00	FEDERAL NATIONAL MORTGAGE ASSOCIATION	07/09/2025	0.710	50,000,000.00	50,000,000.00	50,000,000.00	49,809,341.50
1539046028	313589JU9	FEDERAL NATIONAL MORTGAGE ASSOCIATION	07/18/2025	0.000	50,000,000.00	49,728,770.83	49,532,562.50	49,714,847.00
1551984978	313589JW4	FEDERAL NATIONAL MORTGAGE ASSOCIATION	08/01/2025	0.000	50,000,000.00	49,644,590.28	49,533,888.89	49,629,875.00
1550978663	313589JU8	FEDERAL NATIONAL MORTGAGE ASSOCIATION	07/30/2025	0.000	50,000,000.00	49,656,243.06	49,539,715.28	49,645,014.00
1548009035	313589JK0	FEDERAL NATIONAL MORTGAGE ASSOCIATION	07/21/2025	0.000	50,000,000.00	49,709,722.22	49,564,583.33	49,697,389.00
1549813139	313589JS3	FEDERAL NATIONAL MORTGAGE ASSOCIATION	07/28/2025	0.000	50,000,000.00	49,668,687.50	49,535,000.00	49,656,653.00
1539046011	313589JU9	FEDERAL NATIONAL MORTGAGE ASSOCIATION	07/18/2025	0.000	50,000,000.00	49,728,770.83	49,532,562.50	49,714,847.00
1547029419	313589JU8	FEDERAL NATIONAL MORTGAGE ASSOCIATION	07/30/2025	0.000	50,000,000.00	49,657,881.95	49,507,118.06	49,645,014.00
1553094610	313589JZ7	FEDERAL NATIONAL MORTGAGE ASSOCIATION	08/04/2025	0.000	50,000,000.00	49,627,555.56	49,522,805.56	49,612,250.00
1539046016	313589JU9	FEDERAL NATIONAL MORTGAGE ASSOCIATION	07/18/2025	0.000	50,000,000.00	49,728,770.83	49,532,562.50	49,714,847.00
1539046029	313589JU9	FEDERAL NATIONAL MORTGAGE ASSOCIATION	07/18/2025	0.000	50,000,000.00	49,728,770.83	49,532,562.50	49,714,847.00
1560648438	313589KP7	FEDERAL NATIONAL MORTGAGE ASSOCIATION	08/18/2025	0.000	50,000,000.00	49,545,000.00	49,486,666.67	49,530,000.00
1520670928	313589GY3	FEDERAL NATIONAL MORTGAGE ASSOCIATION	06/16/2025	0.000	50,000,000.00	49,913,333.33	49,572,444.44	49,900,715.50
1554385523	313589JW4	FEDERAL NATIONAL MORTGAGE ASSOCIATION	08/01/2025	0.000	50,000,000.00	49,643,743.05	49,544,458.33	49,629,875.00
1560648436	313589KP7	FEDERAL NATIONAL MORTGAGE ASSOCIATION	08/18/2025	0.000	50,000,000.00	49,545,000.00	49,486,666.67	49,530,000.00
1549813146	313589JS3	FEDERAL NATIONAL MORTGAGE ASSOCIATION	07/28/2025	0.000	50,000,000.00	49,668,687.50	49,535,000.00	49,656,653.00
1533029726	313589GZ0	FEDERAL NATIONAL MORTGAGE ASSOCIATION	06/17/2025	0.000	50,000,000.00	49,906,666.67	49,667,500.00	49,894,875.00
1533029730	313589GZ0	FEDERAL NATIONAL MORTGAGE ASSOCIATION	06/17/2025	0.000	50,000,000.00	49,906,666.67	49,667,500.00	49,894,875.00
1520670921	313589GY3	FEDERAL NATIONAL MORTGAGE ASSOCIATION	06/16/2025	0.000	50,000,000.00	49,913,333.33	49,572,444.44	49,900,715.50
1550978664	313589JU8	FEDERAL NATIONAL MORTGAGE ASSOCIATION	07/30/2025	0.000	50,000,000.00	49,656,243.06	49,539,715.28	49,645,014.00
1553094609	313589JZ7	FEDERAL NATIONAL MORTGAGE ASSOCIATION	08/04/2025	0.000	50,000,000.00	49,627,555.56	49,522,805.56	49,612,250.00
1551984969	313589JW4	FEDERAL NATIONAL MORTGAGE ASSOCIATION	08/01/2025	0.000	50,000,000.00	49,644,590.28	49,533,888.89	49,629,875.00
1554385526	313589JW4	FEDERAL NATIONAL MORTGAGE ASSOCIATION	08/01/2025	0.000	50,000,000.00	49,643,743.05	49,544,458.33	49,629,875.00
1548009028	313589JK0	FEDERAL NATIONAL MORTGAGE ASSOCIATION	07/21/2025	0.000	50,000,000.00	49,709,722.22	49,564,583.33	49,697,389.00
<b>AGENCIES TOTAL</b>					<b>26,601,840,444.44</b>	<b>26,556,742,761.23</b>	<b>26,513,519,798.64</b>	<b>25,101,710,009.42</b>
1560660064	05252WXA6	AUSTRALIA AND NEW ZEALAND BANKING GR	10/24/2025	4.290	50,000,000.00	50,000,000.00	50,000,000.00	49,998,285.00
1521715707	06051WUE2	BANK OF AMERICA	09/05/2025	4.210	50,000,000.00	50,000,000.00	50,000,000.00	49,966,090.00
1539060363	06051WVF8	BANK OF AMERICA	09/30/2025	4.420	50,000,000.00	50,000,000.00	50,000,000.00	49,991,765.00
1526656137	06051WUR3	BANK OF AMERICA	09/08/2025	4.380	50,000,000.00	50,000,000.00	50,000,000.00	49,989,040.00
156775197	06367DQQ1	BANK OF MONTREAL - CHICAGO BRANCH	11/17/2025	4.420	50,000,000.00	50,000,000.00	50,000,000.00	49,993,255.00
1513443265	06367DPZ2	BANK OF MONTREAL - CHICAGO BRANCH	10/01/2025	4.380	50,000,000.00	50,000,000.00	50,000,000.00	49,981,225.00
1547048363	06367DQJ7	BANK OF MONTREAL - CHICAGO BRANCH	11/05/2025	4.410	50,000,000.00	50,000,000.00	50,000,000.00	49,989,390.00
1558816704	05593DGZ0	BNP PARIBAS NEW YORK BRANCH	09/22/2025	4.400	50,000,000.00	50,000,000.00	50,000,000.00	50,000,000.00
1551993770	05593DGU1	BNP PARIBAS NEW YORK BRANCH	09/15/2025	4.440	50,000,000.00	50,000,000.00	50,000,000.00	50,000,000.00
1560660070	05593DH71	BNP PARIBAS NEW YORK BRANCH	09/30/2025	4.410	50,000,000.00	50,000,000.00	50,000,000.00	50,000,000.00
1524842591	13606DHT2	CANADIAN IMPERIAL BANK OF COMMERCE	07/11/2025	4.360	50,000,000.00	50,000,000.00	50,000,000.00	49,998,350.00
1524842584	13606DHT2	CANADIAN IMPERIAL BANK OF COMMERCE	07/11/2025	4.360	50,000,000.00	50,000,000.00	50,000,000.00	49,998,350.00
1498288743	22536JBU8	CREDIT AGRICOLE CORPORATE AND INVESTI	06/10/2025	4.300	50,000,000.00	50,000,000.00	50,000,000.00	49,998,695.00
1514231281	22536JFB6	CREDIT AGRICOLE CORPORATE AND INVESTI	06/30/2025	4.310	50,000,000.00	50,000,000.00	50,000,000.00	49,996,500.00
1536182353	23345HQE1	DNB BANK ASA	07/31/2025	4.410	50,000,000.00	50,000,000.00	50,000,000.00	50,004,245.00
1560660065	23345HRL4	DNB BANK ASA	08/29/2025	4.390	50,000,000.00	50,000,000.00	50,000,000.00	49,999,715.00
1546230096	23345HQP6	DNB BANK ASA	08/04/2025	4.390	50,000,000.00	50,000,000.00	50,000,000.00	50,002,430.00
1536182354	23345HQE1	DNB BANK ASA	07/31/2025	4.410	50,000,000.00	50,000,000.00	50,000,000.00	50,004,245.00
1521715706	23345HPQ5	DNB BANK ASA	07/07/2025	4.270	50,000,000.00	50,000,000.00	50,000,000.00	49,995,665.00
1554404841	23345HRD2	DNB BANK ASA	08/15/2025	4.380	50,000,000.00	50,000,000.00	50,000,000.00	50,000,450.00
1519679745	65558WHX9	NORDEA ABP - NEW YORK BRANCH	07/03/2025	4.310	50,000,000.00	50,000,000.00	50,000,000.00	49,993,785.00
1507699550	65558WHQ4	NORDEA ABP - NEW YORK BRANCH	06/20/2025	4.350	50,000,000.00	50,000,000.00	50,000,000.00	49,997,910.00
1549070544	65558WJZ2	NORDEA ABP - NEW YORK BRANCH	08/08/2025	4.320	50,000,000.00	50,000,000.00	50,000,000.00	49,995,355.00
1506842175	65558WHL5	NORDEA ABP - NEW YORK BRANCH	07/18/2025	4.330	50,000,000.00	50,000,000.00	50,000,000.00	49,993,950.00
1563200445	83369XXQ6	SOCIETE GENERALE - NEW YORK BRANCH	08/29/2025	4.420	50,000,000.00	50,000,000.00	50,000,000.00	49,995,865.00
1522978647	83369XWS3	SOCIETE GENERALE - NEW YORK BRANCH	07/08/2025	4.310	50,000,000.00	50,000,000.00	50,000,000.00	49,992,315.00
1522978649	83369XWS3	SOCIETE GENERALE - NEW YORK BRANCH	07/08/2025	4.310	50,000,000.00	50,000,000.00	50,000,000.00	49,992,315.00
1567751996	86959TNT9	SVENSKA HANDELS AB PUBL - NEW YORK BR	08/20/2025	4.390	50,000,000.00	50,000,000.00	50,000,000.00	49,996,010.00
1502143735	86959TLX2	SVENSKA HANDELS AB PUBL - NEW YORK BR	06/13/2025	4.330	50,000,000.00	50,000,000.00	50,000,000.00	49,998,805.00
1496623287	86959TLP9	SVENSKA HANDELS AB PUBL - NEW YORK BR	06/06/2025	4.350	50,000,000.00	50,000,000.00	50,000,000.00	49,999,760.00
1539060365	86959TNN2	SVENSKA HANDELS AB PUBL - NEW YORK BR	07/31/2025	4.370	50,000,000.00	50,000,000.00	50,000,000.00	49,994,305.00
1526656146	86959TMM5	SVENSKA HANDELS AB PUBL - NEW YORK BR	07/08/2025	4.380	50,000,000.00	50,000,000.00	50,000,000.00	49,997,180.00
1539060362	86959TNN2	SVENSKA HANDELS AB PUBL - NEW YORK BR	07/31/2025	4.370	50,000,000.00	50,000,000.00	50,000,000.00	49,994,305.00
1534443357	89115D4Y9	THE TORONTO-DOMINION BANK - NEW YORK	06/30/2025	4.440	50,000,000.00	50,000,000.00	50,000,000.00	50,001,645.00
1508638405	89115DW77	THE TORONTO-DOMINION BANK - NEW YORK	06/23/2025	4.350	50,000,000.00	50,000,000.00	50,000,000.00	49,998,085.00
1533034158	89115D3Q7	THE TORONTO-DOMINION BANK - NEW YORK	07/21/2025	4.440	50,000,000.00	50,000,000.00	50,000,000.00	50,000,190.00
1533034156	89115D3Q7	THE TORONTO-DOMINION BANK - NEW YORK	07/21/2025	4.440	50,000,000.00	50,000,000.00	50,000,000.00	50,000,190.00
1495666601	89115DTP1	THE TORONTO-DOMINION BANK - NEW YORK	06/05/2025	4.330	50,000,000.00	50,000,000.00	50,000,000.00	49,999,485.00
1534443356	89115D4Y9	THE TORONTO-DOMINION BANK - NEW YORK	06/30/2025	4.440	50,000,000.00	50,000,000.00	50,000,000.00	50,0

LOS ANGELES COUNTY TREASURER  
TREASURER PORTFOLIO COMPARED TO MARKET VALUE  
FOR THE PERIOD: MAY 1, 2025 TO MAY 31, 2025  
FUND: POOLED SURPLUS INVESTMENTS  
ATTACHMENT X

Security ID	CUSIP	Description	Final Maturity	Face Rate	PAR	Amortized Cost	Historical Cost	Market Value
1524842593	04821TU86	ATLANTIC ASSET SECURITIZATION CORP.	07/08/2025	0.000	50,000,000.00	49,775,944.44	49,455,000.00	49,760,800.00
1517728810	04821TTW5	ATLANTIC ASSET SECURITIZATION CORP.	06/30/2025	0.000	50,000,000.00	49,824,791.67	49,456,250.00	49,811,245.00
1557852623	04821TVL6	ATLANTIC ASSET SECURITIZATION CORP.	08/20/2025	0.000	45,000,000.00	44,564,000.00	44,498,600.00	44,544,901.50
1497371053	04821TT62	ATLANTIC ASSET SECURITIZATION CORP.	06/06/2025	0.000	50,000,000.00	49,969,930.56	49,446,722.22	49,957,610.00
1507654512	04821TTL9	ATLANTIC ASSET SECURITIZATION CORP.	06/20/2025	0.000	50,000,000.00	49,885,208.33	49,444,166.67	49,872,480.00
1550978655	04821TUU7	ATLANTIC ASSET SECURITIZATION CORP.	07/28/2025	0.000	50,000,000.00	49,655,625.00	49,534,791.67	49,636,165.00
1537059260	04821TUP8	ATLANTIC ASSET SECURITIZATION CORP.	07/23/2025	0.000	50,000,000.00	49,683,666.66	49,476,833.33	49,667,000.00
1520692326	04821TU37	ATLANTIC ASSET SECURITIZATION CORP.	07/03/2025	0.000	50,000,000.00	49,807,555.56	49,452,736.11	49,792,410.00
1534369053	04821TUN3	ATLANTIC ASSET SECURITIZATION CORP.	07/22/2025	0.000	25,000,000.00	24,844,166.66	24,721,944.44	24,836,582.50
1550978658	04821TUU7	ATLANTIC ASSET SECURITIZATION CORP.	07/28/2025	0.000	15,000,000.00	14,896,687.50	14,860,437.50	14,890,849.50
1524074236	04821TU94	ATLANTIC ASSET SECURITIZATION CORP.	07/09/2025	0.000	50,000,000.00	49,771,472.22	49,446,722.22	49,754,445.00
1537059256	04821TUP8	ATLANTIC ASSET SECURITIZATION CORP.	07/23/2025	0.000	50,000,000.00	49,683,666.66	49,476,833.33	49,667,000.00
1507654506	04821TTL9	ATLANTIC ASSET SECURITIZATION CORP.	06/20/2025	0.000	15,000,000.00	14,965,562.50	14,833,250.00	14,961,744.00
1510401257	04821TU11	ATLANTIC ASSET SECURITIZATION CORP.	07/01/2025	0.000	50,000,000.00	49,818,333.33	49,406,555.56	49,804,980.00
1517728811	04821TTW5	ATLANTIC ASSET SECURITIZATION CORP.	06/30/2025	0.000	50,000,000.00	49,824,791.67	49,456,250.00	49,811,245.00
1496616679	04821TT54	ATLANTIC ASSET SECURITIZATION CORP.	06/05/2025	0.000	40,000,000.00	39,980,711.11	39,556,355.56	39,970,252.00
1541270596	04821TUX1	ATLANTIC ASSET SECURITIZATION CORP.	07/31/2025	0.000	25,000,000.00	24,817,083.33	24,719,527.78	24,808,832.50
1520670931	04821TUB9	ATLANTIC ASSET SECURITIZATION CORP.	07/11/2025	0.000	50,000,000.00	49,760,000.00	49,412,000.00	49,741,700.00
1526656142	04821TUE3	ATLANTIC ASSET SECURITIZATION CORP.	07/14/2025	0.000	50,000,000.00	49,739,013.89	49,429,472.22	49,722,500.00
1553094611	04821TUF0	ATLANTIC ASSET SECURITIZATION CORP.	07/15/2025	0.000	40,000,000.00	39,786,844.44	39,704,488.89	39,773,068.00
1524842577	04821TU86	ATLANTIC ASSET SECURITIZATION CORP.	07/08/2025	0.000	15,000,000.00	14,932,783.33	14,836,500.00	14,928,240.00
1497371052	04821TT62	ATLANTIC ASSET SECURITIZATION CORP.	06/06/2025	0.000	50,000,000.00	49,969,930.56	49,446,722.22	49,957,610.00
1563184576	04821TVR3	ATLANTIC ASSET SECURITIZATION CORP.	08/25/2025	0.000	50,000,000.00	49,484,097.22	49,453,750.00	49,463,500.00
1546219586	0527M0TQ0	AUTOBAHN FUNDING COMPANY, LLC	06/24/2025	0.000	50,000,000.00	49,859,444.44	49,694,444.44	49,848,065.00
1533029724	0527M0TQ0	AUTOBAHN FUNDING COMPANY, LLC	06/24/2025	0.000	50,000,000.00	49,858,805.56	49,607,111.11	49,848,065.00
1566989335	0527M0UX3	AUTOBAHN FUNDING COMPANY, LLC	07/31/2025	0.000	50,000,000.00	49,635,833.33	49,623,694.44	49,621,860.00
1549813143	0527M0TD9	AUTOBAHN FUNDING COMPANY, LLC	06/13/2025	0.000	40,000,000.00	39,941,466.67	39,829,277.78	39,932,084.00
1539060364	0527M0TW7	AUTOBAHN FUNDING COMPANY, LLC	06/30/2025	0.000	50,000,000.00	49,822,777.78	49,615,000.00	49,811,390.00
1500449796	1247P2U77	CAFCO LLC	07/07/2025	0.000	15,000,000.00	14,936,100.00	14,790,550.00	14,930,565.00
1537070013	1247P2W59	CAFCO LLC	09/05/2025	0.000	50,000,000.00	49,424,000.00	49,220,000.00	49,400,930.00
1463028677	1247P2T95	CAFCO LLC	06/09/2025	0.000	50,000,000.00	49,951,444.44	49,132,069.44	49,939,410.00
1527581889	1247P2WC4	CAFCO LLC	09/12/2025	0.000	50,000,000.00	49,373,416.67	49,081,416.67	49,357,970.00
1522972760	1247P2U10	CAFCO LLC	07/01/2025	0.000	50,000,000.00	49,818,750.00	49,486,458.33	49,805,275.00
1566989331	1247P2W83	CAFCO LLC	09/08/2025	0.000	25,000,000.00	24,699,562.50	24,693,493.06	24,691,260.00
1537070012	1247P2W59	CAFCO LLC	09/05/2025	0.000	50,000,000.00	49,424,000.00	49,220,000.00	49,400,930.00
1558812858	1247P2WF7	CAFCO LLC	09/15/2025	0.000	50,000,000.00	49,358,111.11	49,285,444.44	49,339,850.00
1566146299	1247P2W42	CAFCO LLC	09/04/2025	0.000	50,000,000.00	49,423,402.77	49,405,194.44	49,407,065.00
1549813141	1247P2WN0	CAFCO LLC	09/22/2025	0.000	22,175,000.00	21,875,699.09	21,814,779.44	21,863,494.47
1500449802	1247P2U77	CAFCO LLC	07/07/2025	0.000	50,000,000.00	49,787,000.00	49,301,833.33	49,768,550.00
1463028682	1247P2T95	CAFCO LLC	06/09/2025	0.000	50,000,000.00	49,951,444.44	49,132,069.44	49,939,410.00
1522972748	1247P2U10	CAFCO LLC	07/01/2025	0.000	50,000,000.00	49,818,750.00	49,486,458.33	49,805,275.00
1566989336	1247P2W59	CAFCO LLC	09/05/2025	0.000	25,000,000.00	24,709,333.34	24,703,277.78	24,700,465.00
1527581885	13608AU79	CANADIAN IMPERIAL BANK OF COMMERCE	07/07/2025	0.000	50,000,000.00	49,780,500.00	49,487,833.33	49,771,245.00
1527581891	13608AU79	CANADIAN IMPERIAL BANK OF COMMERCE	07/07/2025	0.000	50,000,000.00	49,780,500.00	49,487,833.33	49,771,245.00
1524842586	13608AUB0	CANADIAN IMPERIAL BANK OF COMMERCE	07/11/2025	0.000	50,000,000.00	49,761,111.11	49,444,583.33	49,747,440.00
1526656140	13608AUF1	CANADIAN IMPERIAL BANK OF COMMERCE	07/15/2025	0.000	50,000,000.00	49,734,777.78	49,427,361.11	49,723,685.00
1524842581	13608AUB0	CANADIAN IMPERIAL BANK OF COMMERCE	07/11/2025	0.000	50,000,000.00	49,761,111.11	49,444,583.33	49,747,440.00
1508624117	13738JTP5	CANCARA ASSET SECURITISATION LIMITED	06/23/2025	0.000	50,000,000.00	49,867,083.33	49,432,083.33	49,853,730.00
1531734846	13738JTQ3	CANCARA ASSET SECURITISATION LIMITED	06/24/2025	0.000	50,000,000.00	49,858,805.56	49,607,111.11	49,847,680.00
1506830700	13738JTH3	CANCARA ASSET SECURITISATION LIMITED	06/17/2025	0.000	50,000,000.00	49,903,333.33	49,456,250.00	49,890,260.00
1524842589	13738JTJ9	CANCARA ASSET SECURITISATION LIMITED	06/18/2025	0.000	10,000,000.00	9,979,458.33	9,915,416.67	9,976,828.00
1547044133	13738JUV6	CANCARA ASSET SECURITISATION LIMITED	08/06/2025	0.000	50,000,000.00	49,598,500.00	49,440,333.33	49,584,885.00
1535424994	13738JU24	CANCARA ASSET SECURITISATION LIMITED	07/02/2025	0.000	10,000,000.00	9,962,111.11	9,914,444.44	9,959,832.00
1493909711	13738JUT4	CANCARA ASSET SECURITISATION LIMITED	06/04/2025	0.000	45,000,000.00	44,983,687.50	44,494,312.50	44,972,698.50
1535424892	13738JU24	CANCARA ASSET SECURITISATION LIMITED	07/02/2025	0.000	50,000,000.00	49,810,555.55	49,572,222.22	49,799,160.00
1524842582	13738JTJ9	CANCARA ASSET SECURITISATION LIMITED	06/18/2025	0.000	50,000,000.00	49,897,291.67	49,577,083.33	49,884,140.00
1524842595	13738JTD2	CANCARA ASSET SECURITISATION LIMITED	06/13/2025	0.000	50,000,000.00	49,927,500.00	49,607,291.67	49,914,715.00
1557852625	13738JWN6	CANCARA ASSET SECURITISATION LIMITED	09/22/2025	0.000	50,000,000.00	49,315,722.22	49,237,000.00	49,294,960.00
1506830688	13738JTH3	CANCARA ASSET SECURITISATION LIMITED	06/17/2025	0.000	40,000,000.00	39,922,666.67	39,565,000.00	39,912,208.00
1561490839	13738JWW6	CANCARA ASSET SECURITISATION LIMITED	09/30/2025	0.000	50,000,000.00	49,268,958.33	49,214,583.33	49,245,855.00
1558812856	13738JWK2	CANCARA ASSET SECURITISATION LIMITED	09/19/2025	0.000	40,000,000.00	39,465,888.89	39,407,622.22	39,450,744.00
1550980323	13738JUJ7	CANCARA ASSET SECURITISATION LIMITED	07/18/2025	0.000	50,000,000.00	49,713,430.55	49,597,583.33	49,701,235.00
1530676663	13738JTQ3	CANCARA ASSET SECURITISATION LIMITED	06/24/2025	0.000	45,000,000.00	44,873,500.00	44,620,500.00	44,862,912.00
1508624114	13738JTP5	CANCARA ASSET SECURITISATION LIMITED	06/23/2025	0.000	5,000,000.00	4,986,708.33	4,943,208.33	4,985,373.00
1561490843	13738JWW6	CANCARA ASSET SECURITISATION LIMITED	09/30/2025	0.000	50,000,000.00	49,268,958.33	49,214,583.33	49,245,855.00
1536180397	13738JTW0	CANCARA ASSET SECURITISATION LIMITED	06/30/2025	0.000	50,000,000.00	49,823,583.33	49,592,416.67	49,811,390.00
1551984981	13738JWF3	CANCARA ASSET SECURITISATION LIMITED	09/15/2025	0.000	50,000,000.00	49,356,638.89	49,241,319.44	49,338,050.00
1493909699	13738JT26	CANCARA ASSET SECURITISATION LIMITED	06/02/2025	0.000	50,000,000.00	49,993,958.33	49,450,208.33	49,981,845.00
1551984982	13738JWA4	CANCARA ASSET SECURITISATION LIMITED	09/10/2025	0.000	30,000,000.00	29,632,191.67	29,563,000.00	29,621,289.00
1493909695	13738JT26	CANCARA ASSET SECURITISATION LIMITED	06/02/2025	0.000	50,000,000.00	49,993,958.33	49,450,208.33	49,981,845.00
1531734830	13738JTQ3	CANCARA ASSET SECURITISATION LIMITED	06/24/2025	0.000	15,000,000.00	14,957,641.67	14,882,133.33	14,954,304.00
1524842594	13738JTD2	CANCARA ASSET SECURITISATION LIMITED	06/13/2025	0.000	50,000,000.00	49,927,500.00	49,607,291.67	49,914,715.00
1566146293	15963TTW9	CHARIOT FUNDING LLC	06/30/2025	0.000	7,820,000.00	7,792,471.42	7,789,623.64	7,790,501.40
1522972757	15963TTB5	CHARIOT FUNDING LLC	06/11/2025	0.000	50,000,000.00	49,939,583.33	49,607,291.67	49,927,260.00
1521708892	15963TT66	CHARIOT FUNDING LLC	06/06/2025	0.000	50,000,000.00	49,969,791.67	49,619,375.00	49,957,610.00
1522972749	15963TTB5	CHARIOT FUNDING LLC	06/11/2025	0.000	50,000,000.00	49,939,583.33	49,607,291.67	49,927,260.00
1521708887	15963TT66	CHARIOT FUNDING LLC	06/06/2025	0.000	50,000,000.00	49,969,791.67	49,619,375.00	49,957,610.00
1521708896	15963TU31	CHARIOT FUNDING LLC	07/03/2025	0.000	50,000,000.00	49,808,888.89	49,462,500.00	49,793,040.00
1559915630	15963TVJ5	CHARIOT FUNDING LLC	08/18/2025	0.000	50,000,000.00	49,526,583.33	49,459,819.44	49,509,630.00
1498284882	15963TT66	CHARIOT FUNDING LLC	06/06/2025	0.000	50,000,000.00	49,969,791.67	49,450,208.33	49,957,610.00
1566146295	15963TTW9	CHARIOT FUNDING LLC	06/30/2025	0.000	50,000,000.00	49,823,986.11	49,805,777.78	49,811,390.00
1530676662	17177LW59	CIESCO, LLC	09/05/2025	0.000	50,000,000.00	49,417,333.33	49,138,138.89	49,399,570.00
1490929132	17177LU10	CIESCO, LLC	07/01/2025	0.000	50,000,000.00	49,820,000.00	49,256,000.00	49,805,275.00
1557852627	17177LWF7	CIESCO, LLC	09/15/2025	0.000	50,000,000.00	49,358,111.11	49,279,388.89	49,338,050.00
1490929137	17177LU10	CIESCO, LLC	07/01/2025	0.000	25,000,000.00	24,910,		

LOS ANGELES COUNTY TREASURER  
 TREASURER PORTFOLIO COMPARED TO MARKET VALUE  
 FOR THE PERIOD: MAY 1, 2025 TO MAY 31, 2025  
 FUND: POOLED SURPLUS INVESTMENTS  
 ATTACHMENT X

Security ID	CUSIP	Description	Final Maturity	Face Rate	PAR	Amortized Cost	Historical Cost	Market Value
1540268826	20260ATW0	COMMERZBANK US FINANCE	06/30/2025	0.000	50,000,000.00	49,825,395.83	49,626,708.33	49,813,355.00
1500449803	20260ATD2	COMMERZBANK US FINANCE	06/13/2025	0.000	50,000,000.00	49,926,333.33	49,422,944.44	49,915,560.00
1508624120	20260AT26	COMMERZBANK US FINANCE	06/02/2025	0.000	50,000,000.00	49,994,013.89	49,563,013.89	49,981,975.00
1501304381	20260ATD2	COMMERZBANK US FINANCE	06/13/2025	0.000	50,000,000.00	49,926,666.67	49,431,666.67	49,915,560.00
1512380037	20260ATW0	COMMERZBANK US FINANCE	06/30/2025	0.000	50,000,000.00	49,824,791.67	49,420,000.00	49,813,355.00
1510401247	20260AT26	COMMERZBANK US FINANCE	06/02/2025	0.000	50,000,000.00	49,994,006.94	49,586,479.17	49,981,975.00
1540268829	20260ATW0	COMMERZBANK US FINANCE	06/30/2025	0.000	50,000,000.00	49,825,395.83	49,626,708.33	49,813,355.00
1524069779	12619TU85	CRC FUNDING, LLC	07/08/2025	0.000	50,000,000.00	49,776,458.33	49,450,208.33	49,762,425.00
1566146289	12619TW59	CRC FUNDING, LLC	09/05/2025	0.000	50,000,000.00	49,418,666.67	49,400,500.00	49,396,845.00
1561490842	12619TWJ9	CRC FUNDING, LLC	09/18/2025	0.000	50,000,000.00	49,336,916.67	49,306,500.00	49,317,735.00
1522972751	12619TW91	CRC FUNDING, LLC	09/09/2025	0.000	50,000,000.00	49,419,444.45	49,100,138.89	49,372,135.00
1522978645	12619TU10	CRC FUNDING, LLC	07/01/2025	0.000	50,000,000.00	49,818,750.00	49,492,500.00	49,805,275.00
1559915628	12619TWJ9	CRC FUNDING, LLC	09/18/2025	0.000	50,000,000.00	49,338,430.55	49,277,736.11	49,317,735.00
1566998337	12619TW83	CRC FUNDING, LLC	09/08/2025	0.000	25,000,000.00	24,700,250.00	24,694,194.44	24,689,157.50
1560600606	12619TWG5	CRC FUNDING, LLC	09/16/2025	0.000	50,000,000.00	49,352,055.56	49,291,500.00	49,329,675.00
1527581887	12619TWC4	CRC FUNDING, LLC	09/12/2025	0.000	50,000,000.00	49,374,847.22	49,083,513.89	49,353,595.00
1565368228	12619TWN0	CRC FUNDING, LLC	09/22/2025	0.000	50,000,000.00	49,315,722.22	49,291,500.00	49,293,895.00
1559915621	12619TWR1	CRC FUNDING, LLC	09/25/2025	0.000	50,000,000.00	49,295,944.45	49,229,180.56	49,276,050.00
1541252017	12619TTP9	CRC FUNDING, LLC	06/23/2025	0.000	50,000,000.00	49,867,388.89	49,674,500.00	49,854,175.00
1561490841	12619TWJ9	CRC FUNDING, LLC	09/18/2025	0.000	10,000,000.00	9,867,383.33	9,861,300.00	9,863,547.00
1565368226	12619TWN0	CRC FUNDING, LLC	09/22/2025	0.000	25,000,000.00	24,657,861.11	24,645,750.00	24,646,947.50
1541252024	12619TTP9	CRC FUNDING, LLC	06/23/2025	0.000	25,000,000.00	24,933,694.44	24,837,250.00	24,927,087.50
1469416625	12619TUG7	CRC FUNDING, LLC	07/16/2025	0.000	50,000,000.00	49,730,000.00	48,986,000.00	49,713,255.00
1522978646	12619TU10	CRC FUNDING, LLC	07/01/2025	0.000	50,000,000.00	49,819,166.67	49,493,666.67	49,805,275.00
1560600607	12619TWG5	CRC FUNDING, LLC	09/16/2025	0.000	25,000,000.00	24,676,027.78	24,645,750.00	24,664,837.50
1527581886	12619TWC4	CRC FUNDING, LLC	09/12/2025	0.000	50,000,000.00	49,374,847.22	49,083,513.89	49,353,595.00
1526656141	22533TTA4	CREDIT AGRICOLE CORPORATE AND INVESTI	06/10/2025	0.000	50,000,000.00	49,946,125.00	49,640,833.33	49,934,035.00
1551984970	22533TUP9	CREDIT AGRICOLE CORPORATE AND INVESTI	07/23/2025	0.000	50,000,000.00	49,688,722.22	49,574,986.11	49,676,040.00
1550978657	22533TV11	CREDIT AGRICOLE CORPORATE AND INVESTI	08/01/2025	0.000	50,000,000.00	49,634,847.22	49,515,125.00	49,621,775.00
1531734836	22533TUI3	CREDIT AGRICOLE CORPORATE AND INVESTI	07/18/2025	0.000	50,000,000.00	49,719,305.56	49,450,555.56	49,705,975.00
1539046012	22533TUG9	CREDIT AGRICOLE CORPORATE AND INVESTI	07/16/2025	0.000	50,000,000.00	49,731,875.00	49,529,291.67	49,717,950.00
1539046017	22533TUG9	CREDIT AGRICOLE CORPORATE AND INVESTI	07/16/2025	0.000	50,000,000.00	49,731,875.00	49,529,291.67	49,717,950.00
1551984986	22533TUP9	CREDIT AGRICOLE CORPORATE AND INVESTI	07/23/2025	0.000	50,000,000.00	49,688,722.22	49,574,986.11	49,676,040.00
1526656138	22533TTA4	CREDIT AGRICOLE CORPORATE AND INVESTI	06/10/2025	0.000	50,000,000.00	49,946,125.00	49,640,833.33	49,934,035.00
1550978656	22533TV11	CREDIT AGRICOLE CORPORATE AND INVESTI	08/01/2025	0.000	50,000,000.00	49,634,847.22	49,515,125.00	49,621,775.00
1497371050	29101ATC8	EMERSON ELECTRIC CO.	06/12/2025	0.000	35,275,000.00	35,228,329.22	34,859,205.74	35,219,939.25
1535449413	29101AVB7	EMERSON ELECTRIC CO.	08/11/2025	0.000	50,000,000.00	49,571,041.67	49,347,500.00	49,559,970.00
1487574397	29101AT38	EMERSON ELECTRIC CO.	06/03/2025	0.000	50,000,000.00	49,988,000.00	49,406,000.00	49,976,025.00
1561490838	29101AW34	EMERSON ELECTRIC CO.	09/03/2025	0.000	50,000,000.00	49,434,694.44	49,380,569.44	49,421,865.00
1524842598	29101ATB0	EMERSON ELECTRIC CO.	06/11/2025	0.000	25,000,000.00	24,969,861.11	24,810,125.00	24,963,982.50
1480029017	29101AT95	EMERSON ELECTRIC CO.	06/09/2025	0.000	50,000,000.00	49,951,888.89	49,308,402.78	49,939,980.00
1497371059	29101ATC8	EMERSON ELECTRIC CO.	06/12/2025	0.000	50,000,000.00	49,933,847.22	49,410,638.89	49,921,955.00
1559915629	29101AVR2	EMERSON ELECTRIC CO.	08/25/2025	0.000	50,000,000.00	49,487,638.89	49,421,333.33	49,475,585.00
1557856946	29101AVN1	EMERSON ELECTRIC CO.	08/22/2025	0.000	50,000,000.00	49,506,861.11	49,434,694.44	49,493,665.00
1565368235	29101AW26	EMERSON ELECTRIC CO.	09/02/2025	0.000	50,000,000.00	49,438,125.00	49,413,958.33	49,427,800.00
1526624632	29101ATW4	EMERSON ELECTRIC CO.	06/30/2025	0.000	40,000,000.00	39,859,188.89	39,611,555.56	39,850,832.00
1524842599	29101ATB0	EMERSON ELECTRIC CO.	06/11/2025	0.000	50,000,000.00	49,939,722.22	49,620,250.00	49,927,965.00
1490931834	29101ATD6	EMERSON ELECTRIC CO.	06/13/2025	0.000	50,000,000.00	49,927,666.67	49,385,166.67	49,915,940.00
1486878438	29101AT53	EMERSON ELECTRIC CO.	06/05/2025	0.000	50,000,000.00	49,976,000.00	49,400,000.00	49,964,010.00
1553094614	29101AVD3	EMERSON ELECTRIC CO.	08/13/2025	0.000	41,900,000.00	41,532,956.00	41,442,452.00	41,521,152.77
1497371051	29101ATG9	EMERSON ELECTRIC CO.	06/16/2025	0.000	50,000,000.00	49,909,583.33	49,385,166.67	49,897,895.00
1556752192	29101AV84	EMERSON ELECTRIC CO.	08/08/2025	0.000	45,500,000.00	45,126,141.67	45,060,166.67	45,116,030.00
1535449414	29101AVB7	EMERSON ELECTRIC CO.	08/11/2025	0.000	50,000,000.00	49,571,041.67	49,347,500.00	49,559,970.00
1565368230	29101AW26	EMERSON ELECTRIC CO.	09/02/2025	0.000	50,000,000.00	49,438,125.00	49,413,958.33	49,427,800.00
1554385530	29101AVE1	EMERSON ELECTRIC CO.	08/14/2025	0.000	50,000,000.00	49,556,000.00	49,454,000.00	49,541,890.00
1497371058	29101ATG9	EMERSON ELECTRIC CO.	06/16/2025	0.000	30,000,000.00	29,945,750.00	29,631,100.00	29,938,737.00
1480029016	29101AT95	EMERSON ELECTRIC CO.	06/09/2025	0.000	50,000,000.00	49,951,888.89	49,308,402.78	49,939,980.00
1556775193	29101AVR2	EMERSON ELECTRIC CO.	08/25/2025	0.000	50,000,000.00	49,486,458.33	49,413,958.33	49,475,585.00
1486878437	29101AT53	EMERSON ELECTRIC CO.	06/05/2025	0.000	50,000,000.00	49,976,000.00	49,400,000.00	49,964,010.00
1535424891	29101AV84	EMERSON ELECTRIC CO.	08/08/2025	0.000	49,000,000.00	48,598,308.89	48,367,927.22	48,586,493.90
1490931831	29101ATD6	EMERSON ELECTRIC CO.	06/13/2025	0.000	50,000,000.00	49,927,666.67	49,385,166.67	49,915,940.00
1525753881	4497W0UG1	ING (U.S.) FUNDING LLC	07/18/2025	0.000	50,000,000.00	49,725,000.00	49,431,666.67	49,713,625.00
1440039265	4497W0TJ7	ING (U.S.) FUNDING LLC	06/18/2025	0.000	50,000,000.00	49,894,222.22	48,867,555.56	49,885,460.00
1457662718	4497W0UA4	ING (U.S.) FUNDING LLC	07/10/2025	0.000	50,000,000.00	49,766,000.00	48,914,000.00	49,750,070.00
1513443267	45685QTW9	ING (U.S.) FUNDING LLC	06/30/2025	0.000	50,000,000.00	49,824,791.67	49,426,041.67	49,810,600.00
1513443266	45685QTW9	ING (U.S.) FUNDING LLC	06/30/2025	0.000	50,000,000.00	49,824,791.67	49,426,041.67	49,810,600.00
1440039266	4497W0TJ7	ING (U.S.) FUNDING LLC	06/18/2025	0.000	50,000,000.00	49,894,222.22	48,867,555.56	49,885,460.00
1525747954	4497W0UE6	ING (U.S.) FUNDING LLC	07/14/2025	0.000	50,000,000.00	49,737,222.22	49,443,888.89	49,725,940.00
1458648939	4497W0UB2	ING (U.S.) FUNDING LLC	07/11/2025	0.000	50,000,000.00	49,759,444.45	48,935,541.67	49,744,035.00
1525747957	4497W0UE6	ING (U.S.) FUNDING LLC	07/14/2025	0.000	50,000,000.00	49,737,222.22	49,443,888.89	49,725,940.00
1457662719	4497W0UA4	ING (U.S.) FUNDING LLC	07/10/2025	0.000	50,000,000.00	49,766,000.00	48,914,000.00	49,750,070.00
1458648941	4497W0UB2	ING (U.S.) FUNDING LLC	07/11/2025	0.000	50,000,000.00	49,759,444.45	48,935,541.67	49,744,035.00
1502956693	4781FTD3	JOHNSON & JOHNSON	06/13/2025	0.000	50,000,000.00	49,928,833.33	49,460,319.44	49,916,500.00
1486875106	4781FU33	JOHNSON & JOHNSON	07/03/2025	0.000	50,000,000.00	49,810,666.67	49,219,000.00	49,795,400.00
1520670935	4781FU82	JOHNSON & JOHNSON	07/08/2025	0.000	50,000,000.00	49,782,625.00	49,436,000.00	49,765,135.00
1520670937	4781FU82	JOHNSON & JOHNSON	07/08/2025	0.000	50,000,000.00	49,782,625.00	49,436,000.00	49,765,135.00
1556752199	4781FVB4	JOHNSON & JOHNSON	08/11/2025	0.000	50,000,000.00	49,575,972.22	49,480,416.67	49,561,730.00
1495658078	4781FT43	JOHNSON & JOHNSON	06/04/2025	0.000	50,000,000.00	49,982,208.33	49,454,388.89	49,970,160.00
1533029720	4781FU74	JOHNSON & JOHNSON	07/07/2025	0.000	50,000,000.00	49,787,000.00	49,544,416.67	49,771,190.00
1495658076	4781FT43	JOHNSON & JOHNSON	06/04/2025	0.000	50,000,000.00	49,982,208.33	49,454,388.89	49,970,160.00
1485713896	4781FT27	JOHNSON & JOHNSON	06/02/2025	0.000	50,000,000.00	49,994,083.33	49,396,500.00	49,982,105.00
1554404838	4781FVD0	JOHNSON & JOHNSON	08/13/2025	0.000	50,000,000.00	49,563,013.89	49,461,250.00	49,550,000.00
1554404842	4781FVD0	JOHNSON & JOHNSON	08/13/2025	0.000	50,000,000.00	49,563,013.89	49,461,250.00	49,550,000.00
1554385515	4781FVF5	JOHNSON & JOHNSON	08/15/2025	0.000	50,000,000.00	49,551,041.67	49,449,277.78	49,538,285.00
1559915627	4781FVL2	JOHNSON & JOHNSON	08/20/2025	0.000	50,000,000.00	49,524,444.45	49,459,055.56	49,509,065.00
1554385524	4781FVF5</							

LOS ANGELES COUNTY TREASURER  
 TREASURER PORTFOLIO COMPARED TO MARKET VALUE  
 FOR THE PERIOD: MAY 1, 2025 TO MAY 31, 2025  
 FUND: POOLED SURPLUS INVESTMENTS  
 ATTACHMENT X

Security ID	CUSIP	Description	Final Maturity	Face Rate	PAR	Amortized Cost	Historical Cost	Market Value
1496597147	47816FT50	JOHNSON & JOHNSON	06/05/2025	0.000	50,000,000.00	49,976,388.89	49,456,944.44	49,964,180.00
1559915623	47816FVL2	JOHNSON & JOHNSON	08/20/2025	0.000	50,000,000.00	49,524,444.45	49,459,055.56	49,509,065.00
1524842585	4820P2T47	JUPITER SECURITIZATION COMPANY LLC	06/04/2025	0.000	50,000,000.00	49,981,875.00	49,661,666.67	49,969,760.00
1521708894	4820P2T62	JUPITER SECURITIZATION COMPANY LLC	06/06/2025	0.000	50,000,000.00	49,969,791.67	49,619,375.00	49,957,610.00
1556775194	4820P2VJ1	JUPITER SECURITIZATION COMPANY LLC	08/18/2025	0.000	10,000,000.00	9,905,316.66	9,885,894.44	9,902,148.00
1566146296	4820P2VU6	JUPITER SECURITIZATION COMPANY LLC	08/28/2025	0.000	30,000,000.00	29,680,266.67	29,669,366.67	29,669,250.00
1540268817	4820P2TR6	JUPITER SECURITIZATION COMPANY LLC	06/25/2025	0.000	50,000,000.00	49,853,333.33	49,651,666.67	49,841,960.00
1514229885	4820P2T21	JUPITER SECURITIZATION COMPANY LLC	06/02/2025	0.000	40,000,000.00	39,995,155.55	39,680,266.67	39,985,504.00
1524842590	4820P2T47	JUPITER SECURITIZATION COMPANY LLC	06/04/2025	0.000	50,000,000.00	49,981,875.00	49,661,666.67	49,969,760.00
1533029728	4820P2TD7	JUPITER SECURITIZATION COMPANY LLC	06/13/2025	0.000	50,000,000.00	49,926,666.67	49,676,111.11	49,915,105.00
1556775195	4820P2VJ1	JUPITER SECURITIZATION COMPANY LLC	08/18/2025	0.000	50,000,000.00	49,526,583.33	49,429,472.22	49,510,740.00
1519664121	4820P2T21	JUPITER SECURITIZATION COMPANY LLC	06/02/2025	0.000	50,000,000.00	49,993,944.44	49,630,611.11	49,981,880.00
1521708897	4820P2T62	JUPITER SECURITIZATION COMPANY LLC	06/06/2025	0.000	50,000,000.00	49,969,791.67	49,619,375.00	49,957,610.00
1540268818	4820P2TR6	JUPITER SECURITIZATION COMPANY LLC	06/25/2025	0.000	50,000,000.00	49,853,333.33	49,651,666.67	49,841,960.00
1550980320	50286LV86	LA FAYETTE ASSET SECURITIZATION LLC	08/11/2025	0.000	50,000,000.00	49,571,041.66	49,450,208.33	49,554,025.00
1502963718	50286LTD5	LA FAYETTE ASSET SECURITIZATION LLC	06/13/2025	0.000	50,000,000.00	49,927,500.00	49,480,416.67	49,915,105.00
1522972740	50286LU76	LA FAYETTE ASSET SECURITIZATION LLC	07/07/2025	0.000	50,000,000.00	49,786,000.00	49,459,055.56	49,768,550.00
1550980322	50286LV86	LA FAYETTE ASSET SECURITIZATION LLC	08/11/2025	0.000	35,000,000.00	34,699,729.16	34,615,145.83	34,687,817.50
1524842587	50286LUE1	LA FAYETTE ASSET SECURITIZATION LLC	07/14/2025	0.000	50,000,000.00	49,739,611.11	49,424,722.22	49,725,625.00
1528849539	50286LUG6	LA FAYETTE ASSET SECURITIZATION LLC	07/16/2025	0.000	40,000,000.00	39,777,500.00	39,545,111.11	39,770,744.00
1546230097	50286LV42	LA FAYETTE ASSET SECURITIZATION LLC	08/04/2025	0.000	40,000,000.00	39,689,244.44	39,558,144.44	39,677,772.00
1496616678	50286LT60	LA FAYETTE ASSET SECURITIZATION LLC	06/06/2025	0.000	30,000,000.00	29,981,916.67	29,667,266.67	29,974,566.00
1517717432	50286LU76	LA FAYETTE ASSET SECURITIZATION LLC	07/07/2025	0.000	50,000,000.00	49,782,000.00	49,412,611.11	49,768,550.00
1505915338	50286LTG8	LA FAYETTE ASSET SECURITIZATION LLC	06/16/2025	0.000	50,000,000.00	49,909,375.00	49,456,250.00	49,685,833.50
1526656139	50286LU84	LA FAYETTE ASSET SECURITIZATION LLC	07/08/2025	0.000	50,000,000.00	49,773,375.00	49,461,000.00	49,762,425.00
1519679744	50286LU27	LA FAYETTE ASSET SECURITIZATION LLC	07/02/2025	0.000	30,000,000.00	29,887,366.67	29,669,366.67	29,879,496.00
1517717430	50286LU76	LA FAYETTE ASSET SECURITIZATION LLC	07/07/2025	0.000	20,000,000.00	19,912,800.00	19,765,044.44	19,907,420.00
1549122801	50286LV59	LA FAYETTE ASSET SECURITIZATION LLC	08/05/2025	0.000	50,000,000.00	49,607,291.67	49,462,291.67	49,591,050.00
1524069791	50286LUB7	LA FAYETTE ASSET SECURITIZATION LLC	07/11/2025	0.000	50,000,000.00	49,761,111.11	49,438,611.11	49,744,303.00
1519679746	50286LU27	LA FAYETTE ASSET SECURITIZATION LLC	07/02/2025	0.000	50,000,000.00	49,813,138.89	49,451,472.22	49,799,160.00
1502963717	50286LTD5	LA FAYETTE ASSET SECURITIZATION LLC	06/13/2025	0.000	50,000,000.00	49,927,500.00	49,480,416.67	49,915,105.00
1513431839	50286LT60	LA FAYETTE ASSET SECURITIZATION LLC	06/06/2025	0.000	40,000,000.00	39,975,777.78	39,656,044.44	39,966,088.00
1524842579	50286LUE1	LA FAYETTE ASSET SECURITIZATION LLC	07/14/2025	0.000	50,000,000.00	49,739,611.11	49,424,722.22	49,725,625.00
1505915337	50286LTG8	LA FAYETTE ASSET SECURITIZATION LLC	06/16/2025	0.000	50,000,000.00	49,909,375.00	49,456,250.00	49,685,833.50
1549122800	50286LV83	LA FAYETTE ASSET SECURITIZATION LLC	08/08/2025	0.000	25,000,000.00	24,794,111.11	24,721,444.44	24,721,444.50
1533029723	50286LUM3	LA FAYETTE ASSET SECURITIZATION LLC	07/12/2025	0.000	50,000,000.00	49,693,055.55	49,441,361.11	49,682,945.00
1484971766	6117P4TH3	MONT BLANC CAPITAL CORP	06/17/2025	0.000	24,371,000.00	24,323,774.42	24,022,711.33	24,317,754.24
1507854503	6117P4UM0	MONT BLANC CAPITAL CORP	07/21/2025	0.000	45,341,000.00	45,068,324.26	44,670,217.69	45,053,488.18
1483061327	6117P4TG5	MONT BLANC CAPITAL CORP	06/16/2025	0.000	2,709,000.00	2,704,067.36	2,670,196.59	2,703,411.33
1565368231	6117P4TW0	MONT BLANC CAPITAL CORP	06/30/2025	0.000	5,080,000.00	5,062,116.99	5,059,650.37	5,060,837.22
1559915622	6117P4WN6	MONT BLANC CAPITAL CORP	09/22/2025	0.000	42,190,000.00	41,608,633.52	41,552,040.32	41,595,087.25
1565383480	6117P4VV9	MONT BLANC CAPITAL CORP	08/29/2025	0.000	14,129,000.00	13,975,307.88	13,968,400.37	13,971,491.32
1485713899	6117P4TL4	MONT BLANC CAPITAL CORP	06/20/2025	0.000	42,881,000.00	42,782,099.74	42,256,366.77	42,771,636.30
1556752205	6117P4TH3	MONT BLANC CAPITAL CORP	06/17/2025	0.000	50,000,000.00	49,903,111.11	49,806,222.22	49,890,760.00
1502131523	6117P4UG3	MONT BLANC CAPITAL CORP	07/16/2025	0.000	16,435,000.00	16,346,045.56	16,187,904.34	16,340,804.44
1563185879	6117P4VN7	MONT BLANC CAPITAL CORP	08/22/2025	0.000	17,389,000.00	17,215,119.66	17,204,517.20	17,210,228.91
1540268822	6117P4T26	MONT BLANC CAPITAL CORP	06/02/2025	0.000	40,000,000.00	39,995,133.33	39,834,533.33	39,985,504.00
1543211132	6117P4UG3	MONT BLANC CAPITAL CORP	07/16/2025	0.000	899,000.00	894,021.79	890,592.35	893,847.47
1501304384	6117P4UF5	MONT BLANC CAPITAL CORP	07/15/2025	0.000	50,000,000.00	49,736,000.00	49,256,000.00	49,179,530.00
1546230098	6117P4V56	MONT BLANC CAPITAL CORP	08/05/2025	0.000	17,870,000.00	17,728,678.08	17,669,975.13	17,723,841.27
1484971772	6117P4TH3	MONT BLANC CAPITAL CORP	06/17/2025	0.000	50,000,000.00	49,903,111.11	49,285,444.44	49,890,760.00
1483061322	6117P4TG5	MONT BLANC CAPITAL CORP	06/16/2025	0.000	50,000,000.00	49,908,958.33	49,283,805.56	49,896,850.00
1464331363	6117P4TG5	MONT BLANC CAPITAL CORP	06/16/2025	0.000	28,978,000.00	28,924,994.41	28,462,078.91	28,918,218.39
1493909702	63873JT26	NATIXIS	06/02/2025	0.000	50,000,000.00	49,994,013.89	49,455,263.89	49,982,070.00
1495658082	63873JT26	NATIXIS	06/02/2025	0.000	50,000,000.00	49,994,041.67	49,463,750.00	49,982,070.00
1526656143	63873JV83	NATIXIS	08/11/2025	0.000	50,000,000.00	49,580,902.78	49,279,861.11	49,556,190.00
1528840934	63873JVF4	NATIXIS	08/15/2025	0.000	50,000,000.00	49,552,083.33	49,271,388.89	49,532,530.00
1498284883	63873JT59	NATIXIS	06/05/2025	0.000	50,000,000.00	49,976,111.11	49,462,500.00	49,964,120.00
1524069799	63873JV64	NATIXIS	08/06/2025	0.000	50,000,000.00	49,610,416.67	49,291,666.67	49,585,870.00
1565368233	63873JWR7	NATIXIS	09/25/2025	0.000	50,000,000.00	49,295,944.45	49,271,666.67	49,280,440.00
1524069821	63873JV64	NATIXIS	08/06/2025	0.000	50,000,000.00	49,610,416.67	49,291,666.67	49,585,870.00
1526656144	63873JV83	NATIXIS	08/11/2025	0.000	50,000,000.00	49,580,902.78	49,279,861.11	49,556,190.00
1528840929	63873JVF4	NATIXIS	08/15/2025	0.000	50,000,000.00	49,552,083.33	49,271,388.89	49,532,530.00
1565368232	63873JWR7	NATIXIS	09/25/2025	0.000	50,000,000.00	49,295,944.45	49,271,666.67	49,280,440.00
1522972742	67983TU79	OLD LINE FUNDING, LLC	07/07/2025	0.000	50,000,000.00	49,786,500.00	49,466,250.00	49,768,235.00
1525747968	67983TTW6	OLD LINE FUNDING, LLC	06/30/2025	0.000	50,000,000.00	49,828,416.67	49,520,750.00	49,811,730.00
1565368227	67983TW36	OLD LINE FUNDING, LLC	09/03/2025	0.000	50,000,000.00	49,437,305.55	49,425,333.33	49,413,200.00
1524842578	67983TU95	OLD LINE FUNDING, LLC	07/09/2025	0.000	50,000,000.00	49,774,638.89	49,460,319.44	49,755,740.00
1510401248	67983TTP1	OLD LINE FUNDING, LLC	06/23/2025	0.000	50,000,000.00	49,868,000.00	49,460,000.00	49,854,505.00
1547048364	67983TV86	OLD LINE FUNDING, LLC	08/08/2025	0.000	50,000,000.00	49,592,944.45	49,449,277.78	49,571,575.00
1565368218	67983TW36	OLD LINE FUNDING, LLC	09/03/2025	0.000	50,000,000.00	49,437,305.55	49,425,333.33	49,413,200.00
1510401252	67983TTH9	OLD LINE FUNDING, LLC	06/17/2025	0.000	37,600,000.00	37,527,808.00	37,220,992.00	37,518,039.52
1560660068	67983TWW8	OLD LINE FUNDING, LLC	09/19/2025	0.000	50,000,000.00	49,335,416.67	49,311,250.00	49,316,440.00
1563184577	67983TVV5	OLD LINE FUNDING, LLC	08/29/2025	0.000	50,000,000.00	49,467,236.11	49,449,277.78	49,443,865.00
1522972758	67983TU79	OLD LINE FUNDING, LLC	07/07/2025	0.000	50,000,000.00	49,786,500.00	49,466,250.00	49,768,235.00
1551984975	67983TVF0	OLD LINE FUNDING, LLC	08/15/2025	0.000	50,000,000.00	49,551,041.67	49,437,305.56	49,528,980.00
1550980319	67983TVD5	OLD LINE FUNDING, LLC	08/13/2025	0.000	50,000,000.00	49,563,013.89	49,455,263.89	49,541,145.00
1525747952	67983TUE4	OLD LINE FUNDING, LLC	07/14/2025	0.000	50,000,000.00	49,745,583.33	49,437,916.67	49,724,375.00
1550980321	67983TVD5	OLD LINE FUNDING, LLC	08/13/2025	0.000	50,000,000.00	49,563,013.89	49,455,263.89	49,541,145.00
1525747967	67983TUE4	OLD LINE FUNDING, LLC	07/14/2025	0.000	50,000,000.00	49,745,583.33	49,437,916.67	49,724,375.00
1524842592	67983TU95	OLD LINE FUNDING, LLC	07/09/2025	0.000	50,000,000.00	49,774,638.89	49,460,319.44	49,755,740.00
1560660063	67983TWW8	OLD LINE FUNDING, LLC	09/19/2025	0.000	50,000,000.00	49,335,416.67	49,311,250.00	49,316,440.00
1528853689	67983TUG9	OLD LINE FUNDING, LLC	07/16/2025	0.000	50,000,000.00	49,731,250.00	49,462,500.00	49,712,125.00
1551984973	67983TVB9	OLD LINE FUNDING, LLC	08/11/2025	0.000	50,000,000.00	49,574,986.11	49,461,250.00	49,553,315.00
1505913156	71344TT28	PEPSICO, INC.	06/02/2025	0.000	50,000,000.00	49,994,083.33	49,550,333.33	49,982,105.00
1556752208	71344TUW0	PEPSICO, INC.						

LOS ANGELES COUNTY TREASURER  
 TREASURER PORTFOLIO COMPARED TO MARKET VALUE  
 FOR THE PERIOD: MAY 1, 2025 TO MAY 31, 2025  
 FUND: POOLED SURPLUS INVESTMENTS  
 ATTACHMENT X

Security ID	CUSIP	Description	Final Maturity	Face Rate	PAR	Amortized Cost	Historical Cost	Market Value
1546230095	71344TUG5	PEPSICO, INC.	07/16/2025	0.000	43,550,000.00	43,321,362.50	43,184,180.00	43,306,085.16
1534369048	71344TUW0	PEPSICO, INC.	07/30/2025	0.000	50,000,000.00	49,655,833.33	49,422,500.00	49,636,485.00
1549093857	71344TUB6	PEPSICO, INC.	07/11/2025	0.000	50,000,000.00	49,766,666.67	49,626,666.67	49,749,635.00
1524069816	71344TUP5	PEPSICO, INC.	07/23/2025	0.000	50,000,000.00	49,696,666.67	49,381,666.67	49,678,250.00
1524069773	71344TUP5	PEPSICO, INC.	07/23/2025	0.000	50,000,000.00	49,696,666.67	49,381,666.67	49,678,250.00
1548009029	71344TUG5	PEPSICO, INC.	07/16/2025	0.000	50,000,000.00	49,736,875.00	49,590,694.44	49,719,960.00
1550978660	71344TUF7	PEPSICO, INC.	07/15/2025	0.000	50,000,000.00	49,742,111.11	49,630,750.00	49,725,915.00
1505913153	71344TT28	PEPSICO, INC.	06/02/2025	0.000	50,000,000.00	49,994,083.33	49,550,333.33	49,982,105.00
1504085230	71344TT28	PEPSICO, INC.	06/02/2025	0.000	50,000,000.00	49,994,083.33	49,544,416.67	49,982,105.00
1527581893	71344TUU4	PEPSICO, INC.	07/28/2025	0.000	50,000,000.00	49,664,333.34	49,381,666.67	49,648,460.00
1531734847	71344TUX8	PEPSICO, INC.	07/31/2025	0.000	50,000,000.00	49,646,666.67	49,381,666.67	49,630,470.00
1549070535	71344TU91	PEPSICO, INC.	07/09/2025	0.000	40,000,000.00	39,822,244.45	39,709,977.78	39,809,184.00
1535424896	71344TUX8	PEPSICO, INC.	07/31/2025	0.000	50,000,000.00	49,650,000.00	49,428,333.33	49,630,470.00
1534369059	71344TUW0	PEPSICO, INC.	07/30/2025	0.000	23,000,000.00	22,841,683.33	22,734,350.00	22,832,783.10
1525747955	71344TUF7	PEPSICO, INC.	07/15/2025	0.000	50,000,000.00	49,743,333.33	49,440,000.00	49,725,915.00
1458663310	71344TU75	PEPSICO, INC.	07/07/2025	0.000	50,000,000.00	49,788,500.00	48,971,875.00	49,773,335.00
1528849538	71344TUX8	PEPSICO, INC.	07/31/2025	0.000	50,000,000.00	49,646,666.67	49,369,888.89	49,630,470.00
1535424893	71344TUX8	PEPSICO, INC.	07/31/2025	0.000	50,000,000.00	49,650,000.00	49,428,333.33	49,630,470.00
1460488424	71344TU75	PEPSICO, INC.	07/07/2025	0.000	50,000,000.00	49,790,000.00	48,990,833.33	49,773,335.00
1566998334	71344TUM2	PEPSICO, INC.	07/21/2025	0.000	50,000,000.00	49,706,944.44	49,695,222.22	49,690,165.00
1496597145	82124LT51	SHEFFIELD RECEIVABLES COMPANY LLC	06/05/2025	0.000	50,000,000.00	49,975,777.78	49,448,944.44	49,963,690.00
1559915620	82124LVF6	SHEFFIELD RECEIVABLES COMPANY LLC	08/15/2025	0.000	50,000,000.00	49,544,791.66	49,484,097.22	49,530,210.00
1554385516	82124LVD1	SHEFFIELD RECEIVABLES COMPANY LLC	08/13/2025	0.000	50,000,000.00	49,555,916.67	49,452,500.00	49,542,450.00
1515410926	82124LTJ1	SHEFFIELD RECEIVABLES COMPANY LLC	06/18/2025	0.000	50,000,000.00	49,897,055.56	49,521,611.11	49,884,405.00
1563184570	82124LVK5	SHEFFIELD RECEIVABLES COMPANY LLC	08/19/2025	0.000	25,600,000.00	25,353,379.56	25,337,770.67	25,346,933.76
1509455966	82124LTG7	SHEFFIELD RECEIVABLES COMPANY LLC	06/16/2025	0.000	50,000,000.00	49,909,375.00	49,492,500.00	49,896,615.00
1549813144	82124LV66	SHEFFIELD RECEIVABLES COMPANY LLC	08/06/2025	0.000	50,000,000.00	49,598,500.00	49,458,583.33	49,585,265.00
1522973120	82124LU75	SHEFFIELD RECEIVABLES COMPANY LLC	07/07/2025	0.000	50,000,000.00	49,785,500.00	49,457,791.67	49,768,025.00
1497371055	82124LT51	SHEFFIELD RECEIVABLES COMPANY LLC	06/05/2025	0.000	50,000,000.00	49,975,777.78	49,448,944.44	49,963,690.00
1507654501	82124LTP7	SHEFFIELD RECEIVABLES COMPANY LLC	06/23/2025	0.000	50,000,000.00	49,867,083.33	49,426,041.67	49,853,840.00
1530676661	82124LUF7	SHEFFIELD RECEIVABLES COMPANY LLC	07/15/2025	0.000	50,000,000.00	49,729,277.78	49,446,250.00	49,718,930.00
1521708891	82124LT69	SHEFFIELD RECEIVABLES COMPANY LLC	06/06/2025	0.000	50,000,000.00	49,969,930.56	49,639,166.67	49,957,610.00
1535442107	82124LUQ3	SHEFFIELD RECEIVABLES COMPANY LLC	07/24/2025	0.000	50,000,000.00	49,676,847.22	49,439,055.56	49,664,400.00
1551937771	82124LVD1	SHEFFIELD RECEIVABLES COMPANY LLC	08/13/2025	0.000	50,000,000.00	49,556,930.55	49,441,611.11	49,542,450.00
1524830861	82124LU75	SHEFFIELD RECEIVABLES COMPANY LLC	07/07/2025	0.000	50,000,000.00	49,783,000.00	49,463,527.78	49,768,025.00
1514229888	82124LU26	SHEFFIELD RECEIVABLES COMPANY LLC	07/02/2025	0.000	50,000,000.00	49,812,708.33	49,420,000.00	49,798,700.00
1565368223	82124LVR0	SHEFFIELD RECEIVABLES COMPANY LLC	08/25/2025	0.000	50,000,000.00	49,484,097.22	49,459,819.44	49,469,000.00
1531734841	82124LUJ9	SHEFFIELD RECEIVABLES COMPANY LLC	07/18/2025	0.000	50,000,000.00	49,712,125.00	49,436,500.00	49,700,735.00
1553094615	82124LUJ9	SHEFFIELD RECEIVABLES COMPANY LLC	07/18/2025	0.000	50,000,000.00	49,715,388.89	49,606,388.89	49,700,735.00
1491852484	82124LT28	SHEFFIELD RECEIVABLES COMPANY LLC	06/02/2025	0.000	50,000,000.00	49,993,944.44	49,430,777.78	49,981,880.00
1496620215	82124LT69	SHEFFIELD RECEIVABLES COMPANY LLC	06/06/2025	0.000	50,000,000.00	49,969,791.67	49,438,125.00	49,957,610.00
1541252026	82124LTP7	SHEFFIELD RECEIVABLES COMPANY LLC	06/23/2025	0.000	50,000,000.00	49,866,166.67	49,671,500.00	49,853,840.00
1525747964	19121AU7	THE COCA-COLA COMPANY	07/10/2025	0.000	50,000,000.00	49,767,083.33	49,456,527.78	49,754,150.00
1497371057	19121ATP6	THE COCA-COLA COMPANY	06/23/2025	0.000	50,000,000.00	49,870,444.44	49,358,111.11	49,856,420.00
1520670934	19121AT43	THE COCA-COLA COMPANY	06/04/2025	0.000	50,000,000.00	49,982,041.67	49,652,805.56	49,970,090.00
1525747958	19121AU7	THE COCA-COLA COMPANY	07/10/2025	0.000	50,000,000.00	49,767,083.33	49,456,527.78	49,754,150.00
1520670930	19121AT43	THE COCA-COLA COMPANY	06/04/2025	0.000	50,000,000.00	49,982,041.67	49,652,805.56	49,970,090.00
1500449805	19121AT92	THE COCA-COLA COMPANY	06/09/2025	0.000	23,195,000.00	23,173,093.61	22,954,029.72	23,167,247.18
1500449799	19121AT92	THE COCA-COLA COMPANY	06/09/2025	0.000	50,000,000.00	49,952,777.78	49,480,555.56	49,940,175.00
1526624631	19121AU90	THE COCA-COLA COMPANY	07/09/2025	0.000	50,000,000.00	49,774,638.89	49,472,180.56	49,760,185.00
1500449806	19121AT92	THE COCA-COLA COMPANY	06/09/2025	0.000	50,000,000.00	49,952,777.78	49,480,555.56	49,940,175.00
1524842583	19121AU90	THE COCA-COLA COMPANY	07/09/2025	0.000	50,000,000.00	49,772,000.00	49,454,000.00	49,760,185.00
1524842596	19121AU90	THE COCA-COLA COMPANY	07/09/2025	0.000	50,000,000.00	49,772,000.00	49,454,000.00	49,760,185.00
1524830855	74271TT94	THE PROCTER & GAMBLE COMPANY	06/09/2025	0.000	38,000,000.00	37,963,604.44	37,722,483.89	37,954,635.60
1522972743	74271TT60	THE PROCTER & GAMBLE COMPANY	06/06/2025	0.000	50,000,000.00	49,970,138.89	49,641,666.67	49,958,195.00
1528840935	74271TTC7	THE PROCTER & GAMBLE COMPANY	06/12/2025	0.000	50,000,000.00	49,933,236.11	49,647,972.22	49,922,450.00
1528840931	74271TTC7	THE PROCTER & GAMBLE COMPANY	06/12/2025	0.000	19,913,000.00	19,886,410.61	19,772,801.42	19,882,114.94
1534369056	89119AU22	THE TORONTO-DOMINION BANK	07/02/2025	0.000	50,000,000.00	49,810,555.56	49,566,111.11	49,800,300.00
1530675696	89119ATR9	THE TORONTO-DOMINION BANK	06/25/2025	0.000	50,000,000.00	49,856,000.00	49,580,000.00	49,842,890.00
1534369045	89119AU22	THE TORONTO-DOMINION BANK	07/02/2025	0.000	50,000,000.00	49,810,555.56	49,566,111.11	49,800,300.00
1509455953	89119ATR9	THE TORONTO-DOMINION BANK	06/25/2025	0.000	50,000,000.00	49,857,000.00	49,445,875.00	49,842,890.00
1530675697	89119ATR9	THE TORONTO-DOMINION BANK	06/25/2025	0.000	50,000,000.00	49,856,000.00	49,580,000.00	49,842,890.00
1505913152	89119ATH1	THE TORONTO-DOMINION BANK	06/17/2025	0.000	50,000,000.00	49,904,000.00	49,454,000.00	49,891,385.00
1506830692	89119ATL2	THE TORONTO-DOMINION BANK	06/20/2025	0.000	50,000,000.00	49,886,000.00	49,442,000.00	49,873,215.00
1504085232	89119ATC2	THE TORONTO-DOMINION BANK	06/12/2025	0.000	50,000,000.00	49,934,152.78	49,479,208.33	49,921,625.00
1505913155	89119ATH1	THE TORONTO-DOMINION BANK	06/17/2025	0.000	50,000,000.00	49,904,000.00	49,454,000.00	49,891,385.00
1565368236	89119AVV7	THE TORONTO-DOMINION BANK	08/29/2025	0.000	50,000,000.00	49,459,819.45	49,435,541.67	49,445,090.00
1565368217	89119AVV7	THE TORONTO-DOMINION BANK	08/29/2025	0.000	50,000,000.00	49,459,819.45	49,435,541.67	49,445,090.00
1517717431	89119AT65	THE TORONTO-DOMINION BANK	06/06/2025	0.000	50,000,000.00	49,970,000.00	49,604,000.00	49,957,840.00
1509455958	89119ATR9	THE TORONTO-DOMINION BANK	06/25/2025	0.000	50,000,000.00	49,857,000.00	49,445,875.00	49,842,890.00
1551984976	88602TVF7	THUNDER BAY FUNDING, LLC	08/15/2025	0.000	50,000,000.00	49,551,041.67	49,449,277.78	49,530,230.00
1533034159	88602TUM3	THUNDER BAY FUNDING, LLC	07/21/2025	0.000	50,000,000.00	49,701,388.89	49,468,472.22	49,480,416.50
1559915618	88602TVN0	THUNDER BAY FUNDING, LLC	08/22/2025	0.000	50,000,000.00	49,509,138.89	49,479,208.33	49,486,435.00
1533034157	88602TUM3	THUNDER BAY FUNDING, LLC	07/21/2025	0.000	50,000,000.00	49,701,388.89	49,468,472.22	49,480,416.50
1536182351	88602TUJ5	THUNDER BAY FUNDING, LLC	07/28/2025	0.000	50,000,000.00	49,659,583.33	49,456,527.78	49,456,528.00
1499409591	88602TTB9	THUNDER BAY FUNDING, LLC	06/11/2025	0.000	50,000,000.00	49,940,138.89	49,443,291.67	49,927,260.00
1554404840	88602TVJ9	THUNDER BAY FUNDING, LLC	08/18/2025	0.000	50,000,000.00	49,533,083.33	49,455,263.89	49,511,480.00
1528849541	88602TUF8	THUNDER BAY FUNDING, LLC	07/15/2025	0.000	50,000,000.00	49,737,222.22	49,456,527.78	49,516,250.00
1551984972	88602TVD2	THUNDER BAY FUNDING, LLC	08/13/2025	0.000	50,000,000.00	49,563,013.89	49,449,277.78	49,542,710.00
1551984974	88602TVF7	THUNDER BAY FUNDING, LLC	08/15/2025	0.000	50,000,000.00	49,551,041.67	49,449,277.78	49,530,230.00
1524842580	88602TUA9	THUNDER BAY FUNDING, LLC	07/10/2025	0.000	50,000,000.00	49,768,708.33	49,460,319.44	49,549,278.00
1496597148	88602TT52	THUNDER BAY FUNDING, LLC	06/05/2025	0.000	50,000,000.00	49,976,055.56	49,461,250.00	49,963,690.00
1512374011	88602TTA1	THUNDER BAY FUNDING, LLC	06/10/2025	0.000	50,000,000.00	49,946,125.00	49,551,041.67	49,933,335.00
1521708895	88602TU35	THUNDER BAY FUNDING, LLC	07/03/2025	0.000	50,000,000.00	49,810,666.67	49,467,500.00	49,793,985.00
1558812867	88602TVL4	THUNDER BAY FUNDING, LLC	08/20/2025	0.000	50,000,000.00	49,521,111.11	49,449,277.78	49,498,965.00
1536182352	886							

LOS ANGELES COUNTY TREASURER  
 TREASURER PORTFOLIO COMPARED TO MARKET VALUE  
 FOR THE PERIOD: MAY 1, 2025 TO MAY 31, 2025  
 FUND: POOLED SURPLUS INVESTMENTS  
 ATTACHMENT X

Security ID	CUSIP	Description	Final Maturity	Face Rate	PAR	Amortized Cost	Historical Cost	Market Value
1554404839	88602TVJ9	THUNDER BAY FUNDING, LLC	08/18/2025	0.000	50,000,000.00	49,533,083.33	49,455,263.89	49,511,480.00
1559915625	88602TVN0	THUNDER BAY FUNDING, LLC	08/22/2025	0.000	50,000,000.00	49,509,138.89	49,479,208.33	49,486,435.00
1499409594	88602TBB9	THUNDER BAY FUNDING, LLC	06/11/2025	0.000	50,000,000.00	49,940,138.89	49,443,291.67	49,927,260.00
1500449808	88602TTA1	THUNDER BAY FUNDING, LLC	06/10/2025	0.000	50,000,000.00	49,946,125.00	49,455,263.89	49,933,335.00
1528849540	88602TUF8	THUNDER BAY FUNDING, LLC	07/15/2025	0.000	50,000,000.00	49,737,222.22	49,456,527.78	49,516,250.00
1558812863	88602TVL4	THUNDER BAY FUNDING, LLC	08/20/2025	0.000	50,000,000.00	49,521,111.11	49,449,277.78	49,498,965.00
1452156947	89233GT22	TOYOTA MOTOR CREDIT CORPORATION	06/02/2025	0.000	50,000,000.00	49,993,958.33	49,087,708.33	49,981,980.00
1534369046	89233GX35	TOYOTA MOTOR CREDIT CORPORATION	10/03/2025	0.000	50,000,000.00	49,249,111.11	49,012,944.44	49,242,950.00
1517717434	89233GU87	TOYOTA MOTOR CREDIT CORPORATION	07/08/2025	0.000	50,000,000.00	49,778,000.00	49,424,000.00	49,764,590.00
1524069812	89233GX76	TOYOTA MOTOR CREDIT CORPORATION	10/07/2025	0.000	50,000,000.00	49,249,777.78	48,933,277.78	49,219,400.00
1452156938	89233GT22	TOYOTA MOTOR CREDIT CORPORATION	06/02/2025	0.000	50,000,000.00	49,993,958.33	49,087,708.33	49,981,980.00
1524069817	89233GX76	TOYOTA MOTOR CREDIT CORPORATION	10/07/2025	0.000	50,000,000.00	49,249,777.78	48,933,277.78	49,219,400.00
1534369044	89233GX35	TOYOTA MOTOR CREDIT CORPORATION	10/03/2025	0.000	50,000,000.00	49,249,111.11	49,012,944.44	49,242,950.00
1478626346	89233GTA4	TOYOTA MOTOR CREDIT CORPORATION	06/10/2025	0.000	50,000,000.00	49,945,375.00	49,271,666.67	49,933,820.00
1517717433	89233GU87	TOYOTA MOTOR CREDIT CORPORATION	07/08/2025	0.000	50,000,000.00	49,778,000.00	49,424,000.00	49,764,590.00
1478626339	89233GTA4	TOYOTA MOTOR CREDIT CORPORATION	06/10/2025	0.000	50,000,000.00	49,945,375.00	49,271,666.67	49,933,820.00
1520670926	90477DTJ5	UNILEVER CAPITAL CORPORATION	06/18/2025	0.000	40,000,000.00	39,918,211.11	39,634,355.56	39,740,200.00
1530675694	90477DT30	UNILEVER CAPITAL CORPORATION	06/03/2025	0.000	50,000,000.00	49,987,833.33	49,708,000.00	49,976,025.00
1520670932	90477DTH9	UNILEVER CAPITAL CORPORATION	06/17/2025	0.000	40,000,000.00	39,923,200.00	39,640,000.00	39,913,504.00
1540278057	90477DU87	UNILEVER CAPITAL CORPORATION	07/08/2025	0.000	50,000,000.00	49,776,458.33	49,583,125.00	49,766,110.00
1549070539	90477DUU8	UNILEVER CAPITAL CORPORATION	07/28/2025	0.000	50,000,000.00	49,658,000.00	49,514,000.00	49,641,465.00
1513431844	90477DT30	UNILEVER CAPITAL CORPORATION	06/03/2025	0.000	50,000,000.00	49,987,972.22	49,591,055.56	49,976,025.00
1521708898	90477DT97	UNILEVER CAPITAL CORPORATION	06/09/2025	0.000	50,000,000.00	49,952,000.00	49,604,000.00	49,939,980.00
1525747960	90477DTW6	UNILEVER CAPITAL CORPORATION	06/30/2025	0.000	50,000,000.00	49,823,986.11	49,508,375.00	49,813,625.00
1525747965	90477DTW6	UNILEVER CAPITAL CORPORATION	06/30/2025	0.000	41,000,000.00	40,855,998.89	40,597,790.00	40,847,172.50
1520670936	90477DT97	UNILEVER CAPITAL CORPORATION	06/09/2025	0.000	40,000,000.00	39,961,511.11	39,677,655.56	39,951,984.00
1521708899	90477DT97	UNILEVER CAPITAL CORPORATION	06/09/2025	0.000	21,700,000.00	21,679,168.00	21,528,136.00	21,673,951.32
1540278058	90477DU87	UNILEVER CAPITAL CORPORATION	07/08/2025	0.000	17,620,000.00	17,620,866.25	17,552,426.25	17,617,202.94
1530675698	90477DT30	UNILEVER CAPITAL CORPORATION	06/03/2025	0.000	10,000,000.00	9,997,566.67	9,941,600.00	9,995,205.00
<b>CPD TOTAL</b>					<b>18,209,865,000.00</b>	<b>18,115,979,419.38</b>	<b>18,004,387,900.51</b>	<b>18,108,299,204.32</b>
1052207560	LACCAL20230614	LAC-CAL BAN	06/30/2025	7.500	5,000,000.00	5,000,000.00	5,000,000.00	5,000,000.00
1485044396	LACCAL20250219	LAC-CAL BAN	06/30/2027	4.875	5,000,000.00	5,000,000.00	5,000,000.00	5,000,000.00
1215324857	LACCAL20240229	LAC-CAL BAN	06/30/2026	4.779	10,000,000.00	10,000,000.00	10,000,000.00	10,000,000.00
1441083733	LACCAL20241218	LAC-CAL BAN	06/30/2027	4.779	5,000,000.00	5,000,000.00	5,000,000.00	5,000,000.00
1318200749	LACCAL20240716	LAC-CAL BAN	06/30/2027	4.779	5,000,000.00	5,000,000.00	5,000,000.00	5,000,000.00
1535477005	LACCAL20250423	LAC-CAL BAN	06/30/2027	4.703	5,000,000.00	5,000,000.00	5,000,000.00	5,000,000.00
<b>LACCALBANS TOTAL</b>					<b>35,000,000.00</b>	<b>35,000,000.00</b>	<b>35,000,000.00</b>	<b>35,000,000.00</b>
1307818801	SHRODE20240702	SHRODE AVE	09/02/2044	4.750	282,408.02	282,408.02	282,408.02	282,408.02
<b>LA COUNTY REFUNDING BDN TOTAL</b>					<b>282,408.02</b>	<b>282,408.02</b>	<b>282,408.02</b>	<b>282,408.02</b>
<b>CA MUNI BDN TOTAL</b>					<b>35,282,408.02</b>	<b>35,282,408.02</b>	<b>35,282,408.02</b>	<b>35,282,408.02</b>
1514229894	912797PZ4	UNITED STATES TREASURY	07/08/2025	0.000	50,000,000.00	49,785,965.28	49,409,958.33	49,789,250.00
1554385518	912797PP6	UNITED STATES TREASURY	08/21/2025	0.000	50,000,000.00	49,523,000.00	49,422,888.89	49,529,583.50
1543211125	912797PG6	UNITED STATES TREASURY	07/31/2025	0.000	50,000,000.00	49,652,166.67	49,472,452.78	49,653,580.00
1550978659	912797QM2	UNITED STATES TREASURY	09/02/2025	0.000	50,000,000.00	49,456,208.33	49,339,263.89	49,459,926.00
1515410924	912797PZ4	UNITED STATES TREASURY	07/08/2025	0.000	50,000,000.00	49,785,965.28	49,426,487.50	49,789,250.00
1522972744	912797NX1	UNITED STATES TREASURY	07/03/2025	0.000	28,034,000.00	27,930,585.69	27,752,842.34	27,932,175.75
1512374025	912797LN5	UNITED STATES TREASURY	06/12/2025	0.000	50,000,000.00	49,936,368.06	49,548,791.67	49,940,963.00
1548009031	912797QK6	UNITED STATES TREASURY	08/19/2025	0.000	50,000,000.00	49,541,909.72	49,396,944.44	49,541,276.00
1520670924	912797NV5	UNITED STATES TREASURY	06/20/2025	0.000	50,000,000.00	49,889,826.39	49,547,708.33	49,894,125.00
1527581892	912797PG6	UNITED STATES TREASURY	07/31/2025	0.000	50,000,000.00	49,650,833.33	49,371,500.00	49,653,580.00
1522972759	912797PS0	UNITED STATES TREASURY	06/17/2025	0.000	50,000,000.00	49,908,444.44	49,593,722.22	49,911,562.50
1563184574	912797QL4	UNITED STATES TREASURY	09/16/2025	0.000	50,000,000.00	49,377,319.44	49,348,222.22	49,378,477.00
1526624625	912797PG6	UNITED STATES TREASURY	07/31/2025	0.000	50,000,000.00	49,651,250.00	49,354,812.50	49,653,580.00
1524069803	912797QA8	UNITED STATES TREASURY	07/15/2025	0.000	50,000,000.00	49,745,166.67	49,432,416.67	49,747,972.00
1533029277	912797QJ9	UNITED STATES TREASURY	08/12/2025	0.000	50,000,000.00	49,580,000.00	49,340,833.33	49,582,086.00
1539046009	912797QK6	UNITED STATES TREASURY	08/19/2025	0.000	50,000,000.00	49,541,361.11	49,343,972.22	49,541,276.00
1541252031	912797PF8	UNITED STATES TREASURY	07/24/2025	0.000	50,000,000.00	49,692,673.61	49,507,118.06	49,694,716.50
1524069777	912797PE1	UNITED STATES TREASURY	07/17/2025	0.000	50,000,000.00	49,734,222.22	49,422,222.22	49,736,104.00
1550978661	912797QM2	UNITED STATES TREASURY	09/02/2025	0.000	50,000,000.00	49,456,208.33	49,339,263.89	49,459,926.00
1512374012	912797NV5	UNITED STATES TREASURY	06/20/2025	0.000	50,000,000.00	49,889,958.33	49,501,916.67	49,894,125.00
1527581890	912797PG6	UNITED STATES TREASURY	07/31/2025	0.000	50,000,000.00	49,650,833.33	49,371,500.00	49,653,580.00
1563184572	912797PP6	UNITED STATES TREASURY	08/21/2025	0.000	50,000,000.00	49,524,687.50	49,501,215.28	49,529,583.50
1540268821	912797QK6	UNITED STATES TREASURY	08/19/2025	0.000	50,000,000.00	49,541,141.67	49,349,466.67	49,541,276.00
1524830868	912797QA8	UNITED STATES TREASURY	07/15/2025	0.000	50,000,000.00	49,745,777.78	49,439,555.56	49,747,972.00
1506830691	912797PL5	UNITED STATES TREASURY	06/03/2025	0.000	50,000,000.00	49,988,402.78	49,559,305.56	49,994,129.00
1548009033	912797QM2	UNITED STATES TREASURY	09/02/2025	0.000	50,000,000.00	49,460,083.33	49,314,944.44	49,459,926.00
1524069790	912797QH3	UNITED STATES TREASURY	08/05/2025	0.000	50,000,000.00	49,622,638.89	49,309,138.89	49,622,607.50
1561490840	912797QU4	UNITED STATES TREASURY	09/16/2025	0.000	50,000,000.00	49,375,833.33	49,323,333.33	49,378,477.00
1565302976	912797QV2	UNITED STATES TREASURY	09/23/2025	0.000	50,000,000.00	49,333,416.67	49,310,027.78	49,336,883.50
1533029725	912797PG6	UNITED STATES TREASURY	07/31/2025	0.000	50,000,000.00	49,651,250.00	49,412,937.50	49,653,580.00
1526624623	912797PG6	UNITED STATES TREASURY	07/31/2025	0.000	50,000,000.00	49,651,250.00	49,354,812.50	49,653,580.00
1525747966	912797QH3	UNITED STATES TREASURY	08/05/2025	0.000	50,000,000.00	49,621,284.72	49,318,312.50	49,622,607.50
1549070534	912797QM2	UNITED STATES TREASURY	09/02/2025	0.000	50,000,000.00	49,460,083.33	49,320,750.00	49,459,926.00
1526624621	912797PN1	UNITED STATES TREASURY	08/14/2025	0.000	50,000,000.00	49,572,444.45	49,277,777.78	49,570,111.00
1528840936	912797QJ9	UNITED STATES TREASURY	08/12/2025	0.000	38,847,000.00	38,521,850.61	38,309,600.31	38,522,305.90
1524069807	912797PU5	UNITED STATES TREASURY	07/01/2025	0.000	50,000,000.00	49,827,500.00	49,517,000.00	49,829,927.00
1525747951	912797QH3	UNITED STATES TREASURY	08/05/2025	0.000	50,000,000.00	49,621,284.72	49,318,312.50	49,622,607.50
1565368225	912797QV2	UNITED STATES TREASURY	09/23/2025	0.000	50,000,000.00	49,333,416.67	49,310,027.78	49,336,883.50
1524830859	912797QH3	UNITED STATES TREASURY	08/05/2025	0.000	50,000,000.00	49,621,736.11	49,313,305.56	49,622,607.50
1526624636	912797QH3	UNITED STATES TREASURY	08/05/2025	0.000	50,000,000.00	49,620,833.33	49,323,333.33	49,622,607.50
1524069820	912797LW5	UNITED STATES TREASURY	07/10/2025	0.000	50,000,000.00	49,773,583.33	49,460,083.33	49,777,014.00
1508624111	912797PR2	UNITED STATES TREASURY	06/10/2025	0.000	50,000,000.00	49,947,937.50	49,531,437.50	49,952,944.50
1537059255	912797PF8	UNITED STATES TREASURY	07/24/2025	0.000	50,000,000.00	49,692,084.72	49,477,125.00	49,694,716.50
1524069792	912797PU5	UNITED STATES TREASURY	07/01/2025	0.000	50,000,000.00	49,826,416.67	49,513,966.67	49,829,927.00
1522972755	912797NX1	UNITED STATES TREASURY	07/03/2025	0.000	50,000,000.00	49,815,555.56	49,498,541.67	49,818,391.50
1549070536	912797MG9	UNITED STATES TREASURY	08/07/2025	0.000	50,000,000.00	49,609,166.67	49,469,166.67	49,612,250.00
1539046026	912797MG9	UNITED STATES TREASURY	08/07/2025	0.000	41,817,000.00	41,492,		

LOS ANGELES COUNTY TREASURER  
 TREASURER PORTFOLIO COMPARED TO MARKET VALUE  
 FOR THE PERIOD: MAY 1, 2025 TO MAY 31, 2025  
 FUND: POOLED SURPLUS INVESTMENTS  
 ATTACHMENT X

Security ID	CUSIP	Description	Final Maturity	Face Rate	PAR	Amortized Cost	Historical Cost	Market Value
1524069809	912797PU5	UNITED STATES TREASURY	07/01/2025	0.000	50,000,000.00	49,827,500.00	49,517,000.00	49,829,927.00
1517717437	912797PU5	UNITED STATES TREASURY	07/01/2025	0.000	50,000,000.00	49,826,250.00	49,472,958.33	49,829,927.00
1551984980	912797PP6	UNITED STATES TREASURY	08/21/2025	0.000	37,067,000.00	36,712,463.41	36,629,300.51	36,718,261.43
1507685157	912797PL5	UNITED STATES TREASURY	06/03/2025	0.000	50,000,000.00	49,988,402.78	49,559,305.56	49,994,129.00
1554385529	912797QM2	UNITED STATES TREASURY	09/02/2025	0.000	50,000,000.00	49,453,625.00	49,353,750.00	49,459,926.00
1510401243	912797PL5	UNITED STATES TREASURY	06/03/2025	0.000	50,000,000.00	49,988,430.56	49,595,069.44	49,994,129.00
1540268825	912797QK6	UNITED STATES TREASURY	08/19/2025	0.000	50,000,000.00	49,541,141.67	49,349,466.67	49,541,276.00
1502956691	912797LN5	UNITED STATES TREASURY	06/12/2025	0.000	50,000,000.00	49,936,138.89	49,477,500.00	49,940,963.00
1561490844	912797QU4	UNITED STATES TREASURY	09/16/2025	0.000	50,000,000.00	49,375,833.33	49,323,333.33	49,378,477.00
1524069822	912797NX1	UNITED STATES TREASURY	07/03/2025	0.000	50,000,000.00	49,814,888.89	49,502,513.89	49,818,391.50
1524069782	912797QA8	UNITED STATES TREASURY	07/15/2025	0.000	50,000,000.00	49,745,166.67	49,432,416.67	49,747,972.00
1514229887	912797PU5	UNITED STATES TREASURY	07/01/2025	0.000	50,000,000.00	49,826,250.00	49,449,791.67	49,829,927.00
1530675699	912797PE1	UNITED STATES TREASURY	07/17/2025	0.000	50,000,000.00	49,733,583.34	49,467,166.67	49,736,104.00
1512374018	912797NW3	UNITED STATES TREASURY	06/26/2025	0.000	50,000,000.00	49,855,468.75	49,468,125.00	49,859,041.50
1501304385	912797NP8	UNITED STATES TREASURY	06/05/2025	0.000	50,000,000.00	49,976,777.78	49,506,527.78	49,982,287.50
1524069825	912797PU5	UNITED STATES TREASURY	07/01/2025	0.000	50,000,000.00	49,827,500.00	49,517,000.00	49,829,927.00
1502956685	912797LN5	UNITED STATES TREASURY	06/12/2025	0.000	50,000,000.00	49,936,138.89	49,477,500.00	49,940,963.00
1524830849	912797MG9	UNITED STATES TREASURY	08/07/2025	0.000	50,000,000.00	49,612,888.89	49,306,666.67	49,612,250.00
1543211131	912797LN5	UNITED STATES TREASURY	06/12/2025	0.000	50,000,000.00	49,935,833.33	49,755,000.00	49,940,963.00
1536180395	912797PG6	UNITED STATES TREASURY	07/31/2025	0.000	50,000,000.00	49,651,416.67	49,430,647.22	49,653,580.00
1551984983	912797QM2	UNITED STATES TREASURY	09/02/2025	0.000	50,000,000.00	49,457,500.00	49,346,666.67	49,459,926.00
1525747956	912797QH3	UNITED STATES TREASURY	08/05/2025	0.000	50,000,000.00	49,621,284.72	49,318,312.50	49,622,607.50
1566998339	912797MH7	UNITED STATES TREASURY	09/04/2025	0.000	1,370,000.00	1,354,823.06	1,354,503.55	1,354,898.75
1541252010	912797PF8	UNITED STATES TREASURY	07/24/2025	0.000	50,000,000.00	49,692,673.61	49,507,118.06	49,694,716.50
1541252021	912797PG6	UNITED STATES TREASURY	07/31/2025	0.000	50,000,000.00	49,652,500.00	49,467,166.67	49,653,580.00
1512374020	912797NV5	UNITED STATES TREASURY	06/20/2025	0.000	50,000,000.00	49,889,958.33	49,501,916.67	49,894,125.00
1526624630	912797QH3	UNITED STATES TREASURY	08/05/2025	0.000	50,000,000.00	49,620,833.33	49,323,333.33	49,622,607.50
1549813142	912797QJ9	UNITED STATES TREASURY	08/12/2025	0.000	50,000,000.00	49,580,700.00	49,446,756.94	49,582,086.00
1524069784	912797LW5	UNITED STATES TREASURY	07/10/2025	0.000	50,000,000.00	49,773,583.33	49,460,083.33	49,777,014.00
1514229889	912797PU5	UNITED STATES TREASURY	07/01/2025	0.000	50,000,000.00	49,826,250.00	49,449,791.67	49,829,927.00
1546219584	912797MG9	UNITED STATES TREASURY	08/07/2025	0.000	50,000,000.00	49,610,562.50	49,453,625.00	49,612,250.00
1540268828	912797PG6	UNITED STATES TREASURY	07/31/2025	0.000	50,000,000.00	49,652,500.00	49,461,375.00	49,653,580.00
1565368222	912797PQ4	UNITED STATES TREASURY	08/28/2025	0.000	50,000,000.00	49,486,055.55	49,462,694.44	49,487,642.50
1553094612	912797PP6	UNITED STATES TREASURY	08/21/2025	0.000	50,000,000.00	49,522,212.50	49,416,037.50	49,529,583.50
1559915626	912797QT7	UNITED STATES TREASURY	09/09/2025	0.000	50,000,000.00	49,413,472.23	49,348,954.17	49,419,291.50
1566146298	912797PQ4	UNITED STATES TREASURY	08/28/2025	0.000	37,485,000.00	37,099,237.70	37,086,086.71	37,100,885.58
1524069797	912797PU5	UNITED STATES TREASURY	07/01/2025	0.000	50,000,000.00	49,827,500.00	49,517,000.00	49,829,927.00
1539046014	912797MG9	UNITED STATES TREASURY	08/07/2025	0.000	50,000,000.00	49,611,958.34	49,415,041.67	49,612,250.00
1519664131	912797LW5	UNITED STATES TREASURY	07/10/2025	0.000	50,000,000.00	49,774,125.00	49,426,625.00	49,777,014.00
1540268815	912797QK6	UNITED STATES TREASURY	08/19/2025	0.000	50,000,000.00	49,541,141.67	49,349,466.67	49,541,276.00
1541252012	912797QL4	UNITED STATES TREASURY	08/26/2025	0.000	50,000,000.00	49,501,319.45	49,315,763.89	49,500,743.00
1558812862	912797QT7	UNITED STATES TREASURY	09/09/2025	0.000	50,000,000.00	49,414,583.33	49,344,333.33	49,419,291.50
1546219582	912797PG6	UNITED STATES TREASURY	07/31/2025	0.000	50,000,000.00	49,650,000.00	49,492,500.00	49,653,580.00
1526624628	912797PN1	UNITED STATES TREASURY	08/14/2025	0.000	50,000,000.00	49,572,444.45	49,277,777.78	49,570,111.00
1522972747	912797NX1	UNITED STATES TREASURY	07/03/2025	0.000	50,000,000.00	49,815,555.56	49,498,541.67	49,818,391.50
1534369050	912797QJ9	UNITED STATES TREASURY	08/12/2025	0.000	50,000,000.00	49,582,000.00	49,349,777.78	49,582,086.00
1565302978	912797QV2	UNITED STATES TREASURY	09/23/2025	0.000	50,000,000.00	49,335,000.00	49,305,833.33	49,336,883.50
1524069786	912797QB6	UNITED STATES TREASURY	07/22/2025	0.000	50,000,000.00	49,704,625.00	49,391,875.00	49,706,918.50
1551984985	912797QM2	UNITED STATES TREASURY	09/02/2025	0.000	50,000,000.00	49,457,500.00	49,346,666.67	49,459,926.00
1512374014	912797NV5	UNITED STATES TREASURY	06/20/2025	0.000	50,000,000.00	49,889,958.33	49,501,916.67	49,894,125.00
1524830866	912797QB6	UNITED STATES TREASURY	07/22/2025	0.000	50,000,000.00	49,704,270.83	49,396,944.44	49,706,918.50
1524069827	912797NX1	UNITED STATES TREASURY	07/03/2025	0.000	50,000,000.00	49,814,888.89	49,502,513.89	49,818,391.50
1548009027	912797QA8	UNITED STATES TREASURY	07/15/2025	0.000	50,000,000.00	49,745,166.67	49,600,375.00	49,747,972.00
1537059262	912797PF8	UNITED STATES TREASURY	07/24/2025	0.000	50,000,000.00	49,692,084.72	49,477,125.00	49,694,716.50
1514229883	912797PZ4	UNITED STATES TREASURY	07/08/2025	0.000	50,000,000.00	49,785,965.28	49,409,958.33	49,789,250.00
1534369052	912797PF8	UNITED STATES TREASURY	07/24/2025	0.000	47,387,000.00	47,075,857.42	46,856,127.17	47,077,792.73
1533029722	912797PG6	UNITED STATES TREASURY	07/31/2025	0.000	50,000,000.00	49,651,250.00	49,412,937.50	49,653,580.00
1566998333	912797MH7	UNITED STATES TREASURY	09/04/2025	0.000	50,000,000.00	49,446,097.22	49,434,436.11	49,448,859.50
1549070543	912797QM2	UNITED STATES TREASURY	09/02/2025	0.000	50,000,000.00	49,460,083.33	49,320,750.00	49,459,926.00
1524830851	912797MG9	UNITED STATES TREASURY	08/07/2025	0.000	50,000,000.00	49,612,888.89	49,306,666.67	49,612,250.00
1519664135	912797NX1	UNITED STATES TREASURY	07/03/2025	0.000	50,000,000.00	49,814,088.89	49,465,505.56	49,818,391.50
1547029417	912797PG6	UNITED STATES TREASURY	07/31/2025	0.000	50,000,000.00	49,651,666.67	49,500,722.22	49,653,580.00
1526624626	912797PN1	UNITED STATES TREASURY	08/14/2025	0.000	50,000,000.00	49,572,444.45	49,277,777.78	49,570,111.00
1546219580	912797PG6	UNITED STATES TREASURY	07/31/2025	0.000	50,000,000.00	49,492,500.00	49,492,500.00	49,653,580.00
1535424890	912797PF8	UNITED STATES TREASURY	07/24/2025	0.000	48,692,000.00	48,391,637.99	48,170,616.88	48,394,702.72
1512374016	912797LN5	UNITED STATES TREASURY	06/12/2025	0.000	50,000,000.00	49,936,368.06	49,548,791.67	49,940,963.00
1553094616	912797PP6	UNITED STATES TREASURY	08/21/2025	0.000	50,000,000.00	49,522,212.50	49,416,037.50	49,529,583.50
1524830864	912797QA8	UNITED STATES TREASURY	08/15/2025	0.000	50,000,000.00	49,745,777.78	49,439,555.56	49,747,972.00
1543211122	912797NP8	UNITED STATES TREASURY	06/05/2025	0.000	1,000,000.00	999,533.33	995,916.67	999,645.75
1524069801	912797PU5	UNITED STATES TREASURY	07/01/2025	0.000	50,000,000.00	49,826,416.67	49,513,966.67	49,829,927.00
1548009030	912797QM2	UNITED STATES TREASURY	09/02/2025	0.000	50,000,000.00	49,460,083.33	49,314,944.44	49,459,926.00
1520670925	912797NV5	UNITED STATES TREASURY	06/20/2025	0.000	50,000,000.00	49,889,826.39	49,547,708.33	49,894,125.00
1524069789	912797PU5	UNITED STATES TREASURY	07/01/2025	0.000	50,000,000.00	49,827,500.00	49,517,000.00	49,829,927.00
1544998418	912797PG6	UNITED STATES TREASURY	07/31/2025	0.000	50,000,000.00	49,650,833.33	49,476,250.00	49,653,580.00
1504085234	912797LN5	UNITED STATES TREASURY	06/12/2025	0.000	50,000,000.00	49,936,138.89	49,494,916.67	49,940,963.00
1524830856	912797QC4	UNITED STATES TREASURY	07/29/2025	0.000	50,000,000.00	49,663,277.78	49,355,583.33	49,664,927.00
1526624624	912797PN1	UNITED STATES TREASURY	08/14/2025	0.000	50,000,000.00	49,572,444.45	49,277,777.78	49,570,111.00
1539046010	912797PG6	UNITED STATES TREASURY	07/31/2025	0.000	50,000,000.00	49,651,666.67	49,454,277.78	49,653,580.00
1566146294	912797PQ4	UNITED STATES TREASURY	08/28/2025	0.000	50,000,000.00	49,485,444.45	49,467,902.78	49,487,642.50
1508624116	912797NP8	UNITED STATES TREASURY	06/05/2025	0.000	50,000,000.00	49,976,916.67	49,561,416.67	49,982,287.50
1524069774	912797QH3	UNITED STATES TREASURY	08/05/2025	0.000	50,000,000.00	49,622,638.89	49,309,138.89	49,622,607.50
1554385517	912797QM2	UNITED STATES TREASURY	09/02/2025	0.000	50,000,000.00	49,453,625.00	49,353,750.00	49,459,926.00
1524830869	912797QB6	UNITED STATES TREASURY	07/22/2025	0.000	50,000,000.00	49,704,270.83	49,396,944.44	49,706,918.50
1563184573	912797QU4	UNITED STATES TREASURY	09/16/2025	0.000	50,000,000.00	49,377,319.44	49,348,222.22	49,378,477.00
1512374013	912797NV5	UNITED STATES TREASURY	06/20/2025	0.000	50,000,000.00	49,889,958.33	49,501,916.67	49,894,125.00
1541252028	912797PF8	UNITED STATES TREASURY	07/24/2025	0.000	47,028,000.00	46,738,941.09	46,564,414.96	46,740,862.55
1524069819	912							

LOS ANGELES COUNTY TREASURER  
 TREASURER PORTFOLIO COMPARED TO MARKET VALUE  
 FOR THE PERIOD: MAY 1, 2025 TO MAY 31, 2025  
 FUND: POOLED SURPLUS INVESTMENTS  
 ATTACHMENT X

Security ID	CUSIP	Description	Final Maturity	Face Rate	PAR	Amortized Cost	Historical Cost	Market Value
1544998420	912797PG6	UNITED STATES TREASURY	07/31/2025	0.000	50,000,000.00	49,650,833.33	49,476,250.00	49,653,580.00
1559915619	912797QT7	UNITED STATES TREASURY	09/09/2025	0.000	50,000,000.00	49,413,472.23	49,348,954.17	49,419,291.50
1507654508	912797PR2	UNITED STATES TREASURY	06/10/2025	0.000	50,000,000.00	49,947,912.50	49,525,425.00	49,952,944.50
1524069804	912797PE1	UNITED STATES TREASURY	07/17/2025	0.000	50,000,000.00	49,734,222.22	49,422,222.22	49,736,104.00
1500449795	912797PR2	UNITED STATES TREASURY	06/10/2025	0.000	50,000,000.00	49,947,812.50	49,472,326.39	49,952,944.50
1515410923	912797PZ4	UNITED STATES TREASURY	07/08/2025	0.000	50,000,000.00	49,785,656.94	49,426,487.50	49,789,250.00
1543211126	912797LN5	UNITED STATES TREASURY	06/12/2025	0.000	50,000,000.00	49,935,833.33	49,755,000.00	49,940,963.00
1519664124	912797NX1	UNITED STATES TREASURY	07/03/2025	0.000	50,000,000.00	49,814,088.89	49,465,505.56	49,818,391.50
1541252015	912797QL4	UNITED STATES TREASURY	08/26/2025	0.000	50,000,000.00	49,501,319.45	49,315,763.89	49,500,743.00
1544998414	912797QK6	UNITED STATES TREASURY	08/19/2025	0.000	50,000,000.00	49,540,044.45	49,365,377.78	49,541,276.00
1563184571	912797PP6	UNITED STATES TREASURY	08/21/2025	0.000	50,000,000.00	49,524,687.50	49,501,215.28	49,529,583.50
1477640204	912797PL5	UNITED STATES TREASURY	06/03/2025	0.000	50,000,000.00	49,988,361.11	49,324,944.44	49,994,129.00
1541252019	912797QL4	UNITED STATES TREASURY	08/26/2025	0.000	50,000,000.00	49,501,916.66	49,316,583.33	49,500,743.00
1565368224	912797PQ4	UNITED STATES TREASURY	08/28/2025	0.000	50,000,000.00	49,486,055.55	49,462,694.44	49,487,642.50
1524830860	912797MG9	UNITED STATES TREASURY	08/07/2025	0.000	50,000,000.00	49,612,888.89	49,306,666.67	49,612,250.00
1508624112	912797PR2	UNITED STATES TREASURY	06/10/2025	0.000	50,000,000.00	49,947,937.50	49,531,437.50	49,952,944.50
1543211128	912797QK6	UNITED STATES TREASURY	08/19/2025	0.000	50,000,000.00	49,543,006.95	49,363,680.56	49,541,276.00
1522972754	912797PS0	UNITED STATES TREASURY	06/17/2025	0.000	50,000,000.00	49,908,444.44	49,593,722.22	49,911,562.50
1530675695	912797PE1	UNITED STATES TREASURY	07/17/2025	0.000	50,000,000.00	49,733,583.34	49,467,166.67	49,736,104.00
1509455963	912797NP8	UNITED STATES TREASURY	06/05/2025	0.000	50,000,000.00	49,976,861.11	49,577,715.28	49,982,287.50
1510401244	912797NV5	UNITED STATES TREASURY	06/20/2025	0.000	50,000,000.00	49,889,800.00	49,495,400.00	49,894,125.00
1524069793	912797QA8	UNITED STATES TREASURY	07/15/2025	0.000	50,000,000.00	49,745,166.67	49,432,416.67	49,747,972.00
1547029422	912797QB6	UNITED STATES TREASURY	07/22/2025	0.000	50,000,000.00	49,703,916.67	49,552,972.22	49,706,918.50
1522972741	912797NX1	UNITED STATES TREASURY	07/03/2025	0.000	50,000,000.00	49,815,688.89	49,498,904.17	49,818,391.50
1526624622	912797QH3	UNITED STATES TREASURY	08/05/2025	0.000	50,000,000.00	49,620,833.33	49,323,333.33	49,622,607.50
1524069778	912797LW5	UNITED STATES TREASURY	07/10/2025	0.000	50,000,000.00	49,773,583.33	49,460,083.33	49,777,014.00
1500449810	912797PR2	UNITED STATES TREASURY	06/10/2025	0.000	46,708,000.00	46,659,248.52	46,215,068.42	46,664,042.63
1551984979	912797QM2	UNITED STATES TREASURY	09/02/2025	0.000	50,000,000.00	49,457,500.00	49,346,666.67	49,459,926.00
1549813140	912797QJ9	UNITED STATES TREASURY	08/12/2025	0.000	50,000,000.00	49,580,700.00	49,446,756.94	49,582,086.00
1524830858	912797QH3	UNITED STATES TREASURY	08/05/2025	0.000	50,000,000.00	49,621,736.11	49,313,305.56	49,622,607.50
1540268824	912797PG6	UNITED STATES TREASURY	07/31/2025	0.000	50,000,000.00	49,652,500.00	49,461,375.00	49,653,580.00
1520670923	912797NV5	UNITED STATES TREASURY	06/20/2025	0.000	50,000,000.00	49,889,826.39	49,547,708.33	49,894,125.00
1519664128	912797LW5	UNITED STATES TREASURY	07/10/2025	0.000	50,000,000.00	49,774,125.00	49,426,625.00	49,777,014.00
1477640202	912797PL5	UNITED STATES TREASURY	06/03/2025	0.000	50,000,000.00	49,988,361.11	49,324,944.44	49,994,129.00
1541252032	912797PG6	UNITED STATES TREASURY	07/31/2025	0.000	50,000,000.00	49,652,500.00	49,467,166.67	49,653,580.00
1501304379	912797NP8	UNITED STATES TREASURY	06/05/2025	0.000	16,263,000.00	16,255,446.74	16,102,493.23	16,257,238.83
1524069795	912797QA8	UNITED STATES TREASURY	07/15/2025	0.000	50,000,000.00	49,745,166.67	49,432,416.67	49,747,972.00
1526624633	912797QH3	UNITED STATES TREASURY	08/05/2025	0.000	50,000,000.00	49,620,833.33	49,323,333.33	49,622,607.50
1524069823	912797NX1	UNITED STATES TREASURY	07/03/2025	0.000	50,000,000.00	49,814,888.89	49,502,513.89	49,818,391.50
1543211130	912797QK6	UNITED STATES TREASURY	08/19/2025	0.000	50,000,000.00	49,543,006.95	49,363,680.56	49,541,276.00
1526624620	912797PN1	UNITED STATES TREASURY	08/14/2025	0.000	50,000,000.00	49,572,444.45	49,277,777.78	49,570,111.00
1524069780	912797NX1	UNITED STATES TREASURY	07/03/2025	0.000	50,000,000.00	49,814,888.89	49,502,513.89	49,818,391.50
1524069808	912797LW5	UNITED STATES TREASURY	07/10/2025	0.000	50,000,000.00	49,773,583.33	49,460,083.33	49,777,014.00
1527581884	912797MG9	UNITED STATES TREASURY	08/07/2025	0.000	50,000,000.00	49,610,562.50	49,331,562.50	49,612,250.00
1524069796	912797QB6	UNITED STATES TREASURY	07/22/2025	0.000	50,000,000.00	49,704,625.00	49,391,875.00	49,706,918.50
1556752213	912797QT7	UNITED STATES TREASURY	09/09/2025	0.000	50,000,000.00	49,413,888.89	49,320,111.11	49,419,291.50
1517717435	912797PU5	UNITED STATES TREASURY	07/01/2025	0.000	50,000,000.00	49,826,250.00	49,472,958.33	49,829,927.00
1535424895	912797PF8	UNITED STATES TREASURY	07/24/2025	0.000	50,000,000.00	49,691,569.44	49,464,611.11	49,694,716.50
1528840933	912797QJ9	UNITED STATES TREASURY	08/12/2025	0.000	50,000,000.00	49,581,500.00	49,308,312.50	49,582,086.00
1524830863	912797MG9	UNITED STATES TREASURY	08/07/2025	0.000	50,000,000.00	49,612,888.89	49,306,666.67	49,612,250.00
1514229886	912797PU5	UNITED STATES TREASURY	07/01/2025	0.000	50,000,000.00	49,826,250.00	49,449,791.67	49,829,927.00
1524069781	912797PU5	UNITED STATES TREASURY	07/01/2025	0.000	50,000,000.00	49,826,416.67	49,513,966.67	49,829,927.00
1560648433	912797QU4	UNITED STATES TREASURY	09/16/2025	0.000	50,000,000.00	49,377,319.44	49,319,125.00	49,378,477.00
1522972752	912797NX1	UNITED STATES TREASURY	07/03/2025	0.000	50,000,000.00	49,815,688.89	49,498,904.17	49,818,391.50
1558812859	912797QT7	UNITED STATES TREASURY	09/09/2025	0.000	50,000,000.00	49,414,583.33	49,344,333.33	49,419,291.50
1539046030	912797PG6	UNITED STATES TREASURY	07/31/2025	0.000	50,000,000.00	49,651,666.67	49,454,277.78	49,653,580.00
1507854500	912797PR2	UNITED STATES TREASURY	06/10/2025	0.000	50,000,000.00	49,947,912.50	49,525,425.00	49,952,944.50
1551984984	912797QM2	UNITED STATES TREASURY	09/02/2025	0.000	50,000,000.00	49,457,500.00	49,346,666.67	49,459,926.00
1524069826	912797PE1	UNITED STATES TREASURY	07/17/2025	0.000	50,000,000.00	49,734,222.22	49,422,222.22	49,736,104.00
1504085225	912797LN5	UNITED STATES TREASURY	06/12/2025	0.000	50,000,000.00	49,936,138.89	49,494,916.67	49,940,963.00
1556752211	912797QT7	UNITED STATES TREASURY	09/09/2025	0.000	50,000,000.00	49,413,888.89	49,320,111.11	49,419,291.50
1539046015	912797PG6	UNITED STATES TREASURY	07/31/2025	0.000	50,000,000.00	49,651,666.67	49,454,277.78	49,653,580.00
1519664132	912797LW5	UNITED STATES TREASURY	07/10/2025	0.000	50,000,000.00	49,774,125.00	49,426,625.00	49,777,014.00
1509455954	912797NP8	UNITED STATES TREASURY	06/05/2025	0.000	50,000,000.00	49,976,861.11	49,577,715.28	49,982,287.50
1520670933	912797NX1	UNITED STATES TREASURY	07/03/2025	0.000	50,000,000.00	49,814,888.89	49,472,958.33	49,818,391.50
1546219583	912797PG6	UNITED STATES TREASURY	07/31/2025	0.000	50,000,000.00	49,649,583.33	49,491,895.83	49,653,580.00
1540268814	912797QK6	UNITED STATES TREASURY	08/19/2025	0.000	50,000,000.00	49,541,141.67	49,349,466.67	49,541,276.00
1524069811	912797QH3	UNITED STATES TREASURY	08/05/2025	0.000	50,000,000.00	49,622,638.89	49,309,138.89	49,622,607.50
1524069783	912797NX1	UNITED STATES TREASURY	07/03/2025	0.000	50,000,000.00	49,814,888.89	49,502,513.89	49,818,391.50
1512374019	912797NW3	UNITED STATES TREASURY	06/26/2025	0.000	50,000,000.00	49,855,468.75	49,468,125.00	49,859,041.50
1522972750	912797NX1	UNITED STATES TREASURY	07/03/2025	0.000	50,000,000.00	49,815,555.56	49,498,541.67	49,818,391.50
1499409588	912797PL5	UNITED STATES TREASURY	06/03/2025	0.000	50,000,000.00	49,988,402.78	49,507,118.06	49,994,129.00
1539046021	912797QK6	UNITED STATES TREASURY	08/19/2025	0.000	50,000,000.00	49,541,361.11	49,343,972.22	49,541,276.00
1544998421	912797PQ4	UNITED STATES TREASURY	08/28/2025	0.000	50,000,000.00	49,494,000.00	49,321,500.00	49,487,642.50
1524069828	912797PU5	UNITED STATES TREASURY	07/01/2025	0.000	50,000,000.00	49,826,416.67	49,513,966.67	49,829,927.00
1536180392	912797PG6	UNITED STATES TREASURY	07/31/2025	0.000	50,000,000.00	49,651,416.67	49,430,647.22	49,653,580.00
1508624119	912797NP8	UNITED STATES TREASURY	06/05/2025	0.000	50,000,000.00	49,976,916.67	49,561,416.67	49,982,287.50
1522972761	912797NX1	UNITED STATES TREASURY	07/03/2025	0.000	49,606,000.00	49,423,141.26	49,108,852.80	49,425,822.58
1514229884	912797PU5	UNITED STATES TREASURY	07/01/2025	0.000	50,000,000.00	49,826,250.00	49,449,791.67	49,829,927.00
1551984971	912797PP6	UNITED STATES TREASURY	08/21/2025	0.000	50,000,000.00	49,521,762.50	49,409,583.33	49,529,583.50
1556752202	912797MH7	UNITED STATES TREASURY	09/04/2025	0.000	50,000,000.00	49,445,305.55	49,351,883.33	49,448,859.50
1524069800	912797NX1	UNITED STATES TREASURY	07/03/2025	0.000	50,000,000.00	49,814,888.89	49,502,513.89	49,818,391.50
1527581888	912797MG9	UNITED STATES TREASURY	08/07/2025	0.000	50,000,000.00	49,610,562.50	49,331,562.50	49,612,250.00
1530946113	912797QL4	UNITED STATES TREASURY	08/26/2025	0.000	50,000,000.00	49,494,152.78	49,388,277.78	49,500,743.00
1524069813	912797PU5	UNITED STATES TREASURY	07/01/2025	0.000	50,000,000.00	49,827,500.00	49,517,000.00	49,829,927.00
1524830852	912797QC4	UNITED STATES TREASURY	07/29/2025	0.000	50,000,000.00	49,663,277.78	49,355,583.33	49,664,927.00
1								

LOS ANGELES COUNTY TREASURER  
 TREASURER PORTFOLIO COMPARED TO MARKET VALUE  
 FOR THE PERIOD: MAY 1, 2025 TO MAY 31, 2025  
 FUND: POOLED SURPLUS INVESTMENTS  
 ATTACHMENT X

Security ID	CUSIP	Description	Final Maturity	Face Rate	PAR	Amortized Cost	Historical Cost	Market Value
1543211123	912797PG6	UNITED STATES TREASURY	07/31/2025	0.000	50,000,000.00	49,652,166.67	49,472,452.78	49,653,580.00
1499409590	912797PL5	UNITED STATES TREASURY	06/03/2025	0.000	50,000,000.00	49,988,402.78	49,507,118.06	49,994,129.00
1539046019	912797PG6	UNITED STATES TREASURY	07/31/2025	0.000	50,000,000.00	49,651,666.67	49,454,277.78	49,653,580.00
1544998423	912797PQ4	UNITED STATES TREASURY	08/28/2025	0.000	50,000,000.00	49,494,000.00	49,321,500.00	49,487,642.50
1524069802	912797QH3	UNITED STATES TREASURY	08/05/2025	0.000	50,000,000.00	49,622,638.89	49,309,138.89	49,622,607.50
1541252011	912797QL4	UNITED STATES TREASURY	08/26/2025	0.000	50,000,000.00	49,501,916.66	49,316,583.33	49,500,743.00
1565368234	912797QV2	UNITED STATES TREASURY	09/23/2025	0.000	50,000,000.00	49,333,416.67	49,310,027.78	49,336,883.50
1533029721	912797QJ9	UNITED STATES TREASURY	08/12/2025	0.000	50,000,000.00	49,580,000.00	49,340,833.33	49,582,086.00
1565302979	912797QV2	UNITED STATES TREASURY	09/23/2025	0.000	50,000,000.00	49,335,000.00	49,305,833.33	49,336,883.50
1560648435	912797QU4	UNITED STATES TREASURY	09/16/2025	0.000	50,000,000.00	49,377,319.44	49,319,125.00	49,378,477.00
1526624627	912797QH3	UNITED STATES TREASURY	08/05/2025	0.000	50,000,000.00	49,620,833.33	49,323,333.33	49,622,607.50
1520670929	912797NX1	UNITED STATES TREASURY	07/03/2025	0.000	6,848,000.00	6,822,616.75	6,775,816.37	6,823,126.90
1524069787	912797QB6	UNITED STATES TREASURY	07/22/2025	0.000	50,000,000.00	49,704,625.00	49,391,875.00	49,706,918.50
1517717429	912797PU5	UNITED STATES TREASURY	07/01/2025	0.000	8,988,000.00	8,956,766.70	8,893,258.99	8,957,427.68
<b>US T-BILL GOVERNMENT TOTAL</b>					<b>11,857,120,000.00</b>	<b>11,781,456,200.26</b>	<b>11,720,938,354.12</b>	<b>11,782,080,051.44</b>
821809322	91282CAY7	UNITED STATES TREASURY	11/30/2027	0.625	50,000,000.00	49,977,505.92	49,937,500.00	46,169,922.00
821809135	91282CAY7	UNITED STATES TREASURY	11/30/2027	0.625	50,000,000.00	49,983,248.44	49,953,125.00	46,169,922.00
821809634	91282CBT7	UNITED STATES TREASURY	03/31/2026	0.750	50,000,000.00	49,961,021.44	49,766,000.00	48,612,500.00
821809139	91282CAY7	UNITED STATES TREASURY	11/30/2027	0.625	50,000,000.00	49,938,577.57	49,828,125.00	46,169,922.00
821809956	91282CCF6	UNITED STATES TREASURY	05/31/2026	0.750	50,000,000.00	49,943,977.13	49,722,656.00	48,348,047.00
821809318	91282CAY7	UNITED STATES TREASURY	11/30/2027	0.625	50,000,000.00	49,977,629.51	49,937,500.00	46,169,922.00
821809866	91282CBT7	UNITED STATES TREASURY	03/31/2026	0.750	50,000,000.00	49,941,797.37	49,650,400.00	48,612,500.00
821809333	91282CBT7	UNITED STATES TREASURY	03/31/2026	0.750	50,000,000.00	49,941,797.37	49,650,400.00	48,612,500.00
821809152	91282CAY7	UNITED STATES TREASURY	11/30/2027	0.625	50,000,000.00	49,969,252.66	49,914,062.50	46,169,922.00
821809628	91282CBT7	UNITED STATES TREASURY	03/31/2026	0.750	50,000,000.00	49,961,021.44	49,766,000.00	48,612,500.00
821810710	91282CAV3	UNITED STATES TREASURY	11/15/2030	0.875	50,000,000.00	50,000,000.00	50,000,000.00	42,353,515.50
821809320	91282CAY7	UNITED STATES TREASURY	11/30/2027	0.625	50,000,000.00	49,977,629.51	49,937,500.00	46,169,922.00
821809208	91282CCF6	UNITED STATES TREASURY	05/31/2026	0.750	50,000,000.00	49,943,977.13	49,722,656.00	48,348,047.00
821809615	91282CCF6	UNITED STATES TREASURY	05/31/2026	0.750	50,000,000.00	49,943,977.13	49,722,656.00	48,348,047.00
821809137	91282CAY7	UNITED STATES TREASURY	11/30/2027	0.625	50,000,000.00	49,983,248.44	49,953,125.00	46,169,922.00
821809314	91282CAY7	UNITED STATES TREASURY	11/30/2027	0.625	50,000,000.00	49,969,252.66	49,914,062.50	46,169,922.00
821809570	91282CBT7	UNITED STATES TREASURY	03/31/2026	0.750	50,000,000.00	49,944,719.15	49,667,950.00	48,612,500.00
821809316	91282CAY7	UNITED STATES TREASURY	11/30/2027	0.625	50,000,000.00	49,969,252.66	49,914,062.50	46,169,922.00
821809609	91282CBW0	UNITED STATES TREASURY	04/30/2026	0.750	50,000,000.00	49,973,264.13	49,855,000.00	48,478,125.00
821809226	91282CCF6	UNITED STATES TREASURY	05/31/2026	0.750	50,000,000.00	49,943,977.13	49,722,656.00	48,348,047.00
821809146	91282CAY7	UNITED STATES TREASURY	11/30/2027	0.625	50,000,000.00	49,938,577.57	49,828,125.00	46,169,922.00
821809663	91282CBT7	UNITED STATES TREASURY	03/31/2026	0.750	50,000,000.00	49,944,719.15	49,667,950.00	48,612,500.00
821809622	91282CCF6	UNITED STATES TREASURY	05/31/2026	0.750	50,000,000.00	49,943,977.13	49,722,656.00	48,348,047.00
821809144	91282CAY7	UNITED STATES TREASURY	11/30/2027	0.625	50,000,000.00	49,938,577.57	49,828,125.00	46,169,922.00
821810741	91282CCV1	UNITED STATES TREASURY	08/31/2028	1.125	50,000,000.00	49,757,988.58	49,484,375.00	45,830,078.00
821809278	91282CBT7	UNITED STATES TREASURY	03/31/2026	0.750	50,000,000.00	49,941,797.37	49,650,400.00	48,612,500.00
821809134	91282CAY7	UNITED STATES TREASURY	11/30/2027	0.625	50,000,000.00	49,983,248.44	49,953,125.00	46,169,922.00
821809560	91282CBT7	UNITED STATES TREASURY	03/31/2026	0.750	50,000,000.00	49,961,021.44	49,766,000.00	48,612,500.00
821810737	91282CAV3	UNITED STATES TREASURY	11/15/2030	0.875	50,000,000.00	49,419,642.58	48,953,143.50	42,353,515.50
821809153	91282CAY7	UNITED STATES TREASURY	11/30/2027	0.625	50,000,000.00	49,969,252.66	49,914,062.50	46,169,922.00
821809276	91282CBT7	UNITED STATES TREASURY	03/31/2026	0.750	50,000,000.00	49,941,797.37	49,650,400.00	48,612,500.00
821809629	91282CBT7	UNITED STATES TREASURY	03/31/2026	0.750	50,000,000.00	49,961,021.44	49,766,000.00	48,612,500.00
821809328	91282CBT7	UNITED STATES TREASURY	03/31/2026	0.750	50,000,000.00	49,941,797.37	49,650,400.00	48,612,500.00
821809556	91282CBT7	UNITED STATES TREASURY	03/31/2026	0.750	50,000,000.00	49,961,021.44	49,766,000.00	48,612,500.00
821810678	91282CCV1	UNITED STATES TREASURY	08/31/2028	1.125	50,000,000.00	49,698,204.43	49,357,000.00	45,830,078.00
821809330	91282CBT7	UNITED STATES TREASURY	03/31/2026	0.750	50,000,000.00	49,941,797.37	49,650,400.00	48,612,500.00
821809528	91282CAV3	UNITED STATES TREASURY	11/15/2030	0.875	50,000,000.00	50,000,000.00	50,000,000.00	42,353,515.50
821809147	91282CAY7	UNITED STATES TREASURY	11/30/2027	0.625	50,000,000.00	49,938,577.57	49,828,125.00	46,169,922.00
821809324	91282CAY7	UNITED STATES TREASURY	11/30/2027	0.625	50,000,000.00	49,977,505.92	49,937,500.00	46,169,922.00
821809132	91282CAY7	UNITED STATES TREASURY	11/30/2027	0.625	50,000,000.00	49,983,248.44	49,953,125.00	46,169,922.00
821809666	91282CBT7	UNITED STATES TREASURY	03/31/2026	0.750	50,000,000.00	49,944,719.15	49,667,950.00	48,612,500.00
821809638	91282CBW0	UNITED STATES TREASURY	04/30/2026	0.750	50,000,000.00	49,973,264.13	49,855,000.00	48,478,125.00
821809873	91282CBT7	UNITED STATES TREASURY	03/31/2026	0.750	50,000,000.00	49,944,719.15	49,667,950.00	48,612,500.00
821809326	91282CAY7	UNITED STATES TREASURY	11/30/2027	0.625	50,000,000.00	49,954,887.22	49,875,000.00	46,169,922.00
<b>US T-NOTE GOVERNMENT TOTAL</b>					<b>2,200,000,000.00</b>	<b>2,197,206,490.28</b>	<b>2,189,928,248.50</b>	<b>2,071,493,361.50</b>
<b>UST GOVERNMENT TOTAL</b>					<b>14,057,120,000.00</b>	<b>13,978,662,690.54</b>	<b>13,910,866,602.62</b>	<b>13,853,573,412.94</b>
<b>GRAND TOTAL</b>					<b>60,854,107,852.46</b>	<b>60,636,667,279.17</b>	<b>60,414,056,709.79</b>	<b>59,048,715,829.70</b>

LOS ANGELES COUNTY TREASURER  
 TREASURER PORTFOLIO COMPARED TO MARKET VALUE  
 FOR THE PERIOD: MAY 1, 2025 TO MAY 31, 2025  
 FUND: SPECIFIC PURPOSE INVESTMENTS  
 ATTACHMENT X

Security ID	CUSIP	Description	Final Maturity	Face Rate	PAR	Amortized Cost	Historical Cost	Market Value
<b>AVCCD-ANTELOPE VALLEY CCD</b>								
821801195	3130AJTQ2	FEDERAL HOME LOAN BANKS	07/27/2040	2.030	25,230,000.00	25,230,000.00	25,230,000.00	17,184,918.48
<b>FLHB TOTAL</b>					<b>25,230,000.00</b>	<b>25,230,000.00</b>	<b>25,230,000.00</b>	<b>17,184,918.48</b>
<b>AVCCD TOTAL</b>					<b>25,230,000.00</b>	<b>25,230,000.00</b>	<b>25,230,000.00</b>	<b>17,184,918.48</b>
<b>EL SEGUNDO UNIFIED SCHOOL DIST.</b>								
821801197	3133EH4Z3	FEDERAL FARM CREDIT BANKS FUNDING CORP	12/27/2039	3.250	9,000,000.00	9,000,000.00	9,000,000.00	7,386,073.02
821801199	3133EH5A7	FEDERAL FARM CREDIT BANKS FUNDING CORP	12/26/2041	3.270	7,000,000.00	7,000,000.00	7,000,000.00	5,460,301.91
<b>FFCB TOTAL</b>					<b>16,000,000.00</b>	<b>16,000,000.00</b>	<b>16,000,000.00</b>	<b>12,846,374.93</b>
<b>ESUSD TOTAL</b>					<b>16,000,000.00</b>	<b>16,000,000.00</b>	<b>16,000,000.00</b>	<b>12,846,374.93</b>
<b>GF - GENERAL FUND</b>								
821801187	35272RPVLAC	RPV TAX ALLOCATION BOND 1997	12/02/2027	5.000	1,610,000.00	1,610,000.00	1,610,000.00	1,610,000.00
<b>LONG TERM BDS TOTAL</b>					<b>1,610,000.00</b>	<b>1,610,000.00</b>	<b>1,610,000.00</b>	<b>1,610,000.00</b>
<b>GF TOTAL</b>					<b>1,610,000.00</b>	<b>1,610,000.00</b>	<b>1,610,000.00</b>	<b>1,610,000.00</b>
<b>PHHPA-PH HABITAT PRESERVATION AU</b>								
821801198	3133EMW65	FEDERAL FARM CREDIT BANKS FUNDING CORP	07/29/2041	2.500	22,675,000.00	22,675,000.00	22,675,000.00	15,793,288.52
<b>FFCB TOTAL</b>					<b>22,675,000.00</b>	<b>22,675,000.00</b>	<b>22,675,000.00</b>	<b>15,793,288.52</b>
821801196	3134GWS09	FEDERAL HOME LOAN MORTGAGE CORP	08/27/2043	2.000	9,500,000.00	9,500,000.00	9,500,000.00	5,697,254.41
<b>FHLMC TOTAL</b>					<b>9,500,000.00</b>	<b>9,500,000.00</b>	<b>9,500,000.00</b>	<b>5,697,254.41</b>
<b>PHHPA TOTAL</b>					<b>32,175,000.00</b>	<b>32,175,000.00</b>	<b>32,175,000.00</b>	<b>21,490,542.92</b>
<b>SCP61 - SCAQMD - GENERAL FUND</b>								
1512371547	912797PY7	UNITED STATES TREASURY	09/25/2025	4.070	30,000,000.00	29,606,566.67	29,382,716.67	29,597,651.70
1458647446	912797LW5	UNITED STATES TREASURY	07/10/2025	4.120	30,000,000.00	29,866,100.00	29,392,300.00	29,866,208.40
<b>UST BILL TOTAL</b>					<b>60,000,000.00</b>	<b>59,472,666.67</b>	<b>58,775,016.67</b>	<b>59,463,860.10</b>
<b>SCP61 - SCAQMD GENERAL FUND TOTAL</b>					<b>60,000,000.00</b>	<b>59,472,666.67</b>	<b>58,775,016.67</b>	<b>59,463,860.10</b>
<b>SCP66 - SCAQMD CMP AB SPE REV FD</b>								
1449505358	912797NW3	UNITED STATES TREASURY	06/26/2025	4.110	20,000,000.00	19,942,916.67	19,595,850.00	19,943,616.60
1512371544	912797PY7	UNITED STATES TREASURY	09/25/2025	4.070	20,000,000.00	19,737,711.11	19,588,477.78	19,731,767.80
<b>UST BILL TOTAL</b>					<b>40,000,000.00</b>	<b>39,680,627.78</b>	<b>39,184,327.78</b>	<b>39,675,384.40</b>
<b>SCP66 - SCAQMD CMP AB SPE REV FD TOTAL</b>					<b>40,000,000.00</b>	<b>39,680,627.78</b>	<b>39,184,327.78</b>	<b>39,675,384.40</b>
<b>SCP6G - SCAQMD - INVESTMENT</b>								
1449505359	912797NW3	UNITED STATES TREASURY	06/26/2025	4.110	10,000,000.00	9,971,458.33	9,797,925.00	9,971,808.30
1512371546	912797PY7	UNITED STATES TREASURY	09/25/2025	4.070	10,000,000.00	9,868,855.56	9,794,238.89	9,865,883.90
<b>UST BILL TOTAL</b>					<b>20,000,000.00</b>	<b>19,840,313.89</b>	<b>19,592,163.89</b>	<b>19,837,692.20</b>
<b>SCP6G - SCAQMD INVESTMENT TOTAL</b>					<b>20,000,000.00</b>	<b>19,840,313.89</b>	<b>19,592,163.89</b>	<b>19,837,692.20</b>
<b>SCP6H - SCAQMD - FD 07 DEBT SERVICE FUND</b>								
1512371540	912797PY7	UNITED STATES TREASURY	09/25/2025	4.070	5,000,000.00	4,934,427.77	4,897,119.44	4,932,941.95
<b>UST BILL TOTAL</b>					<b>5,000,000.00</b>	<b>4,934,427.77</b>	<b>4,897,119.44</b>	<b>4,932,941.95</b>
<b>SCP6H - SCAQMD - FD 07 DEBT SERVICE FUND</b>					<b>5,000,000.00</b>	<b>4,934,427.77</b>	<b>4,897,119.44</b>	<b>4,932,941.95</b>
<b>SCP9A - SCAQMD - FD66 SPE REV FD</b>								
1449505360	912797NW3	UNITED STATES TREASURY	06/26/2025	4.110	20,000,000.00	19,942,916.67	19,595,850.00	19,943,616.60
1512371543	912797PY7	UNITED STATES TREASURY	09/25/2025	4.070	20,000,000.00	19,737,711.11	19,588,477.78	19,731,767.80
<b>UST BILL TOTAL</b>					<b>40,000,000.00</b>	<b>39,680,627.78</b>	<b>39,184,327.78</b>	<b>39,675,384.40</b>
<b>SCP9A - SCAQMD - FD66 SPE REV FD TOTAL</b>					<b>40,000,000.00</b>	<b>39,680,627.78</b>	<b>39,184,327.78</b>	<b>39,675,384.40</b>
<b>SCU5F - SCAQMD CLEAN FUELS PROG</b>								
1449505361	912797NW3	UNITED STATES TREASURY	06/26/2025	4.110	30,000,000.00	29,914,375.00	29,393,775.00	29,915,424.90
<b>UST BILL TOTAL</b>					<b>30,000,000.00</b>	<b>29,914,375.00</b>	<b>29,393,775.00</b>	<b>29,915,424.90</b>
<b>SCU5F - SCAQMD CLEAN FUELS PROG TOTAL</b>					<b>30,000,000.00</b>	<b>29,914,375.00</b>	<b>29,393,775.00</b>	<b>29,915,424.90</b>
<b>SCAQMD - SOUTH COAST AIR QUALITY MG</b>								
1460490010	SOFCLAIFMMF	S OF C LAIF	12/31/2025		459,509.76	459,509.76	459,509.76	459,509.76
1528789839	SOFCLAIFMMF	S OF C LAIF	12/31/2025		438,398.55	438,398.55	438,398.55	438,398.55
1315865883	SOFCLAIFMMF	S OF C LAIF	12/31/2025		441,861.28	441,861.28	441,861.28	441,861.28
1019883116	SOFCLAIFMMF	S OF C LAIF	12/31/2025		252,547.20	252,547.20	252,547.20	252,547.20
841762248	SOFCLAIFMMF	S OF C LAIF	12/31/2025		29,197.19	29,197.19	29,197.19	29,197.19
1179317493	SOFCLAIFMMF	S OF C LAIF	12/31/2025		385,394.41	385,394.41	385,394.41	385,394.41
1119045543	SOFCLAIFMMF	S OF C LAIF	12/31/2025		342,844.91	342,844.91	342,844.91	342,844.91
888240922	SOFCLAIFMMF	S OF C LAIF	12/31/2025		69,421.99	69,421.99	69,421.99	69,421.99
821801181	SOFCLAIFMMF	S OF C LAIF	12/31/2025		36,281,925.48	36,281,925.48	36,281,925.48	36,281,925.48
928828368	SOFCLAIFMMF	S OF C LAIF	12/31/2025		126,406.68	126,406.68	126,406.68	126,406.68
1249649042	SOFCLAIFMMF	S OF C LAIF	12/31/2025		414,010.37	414,010.37	414,010.37	414,010.37
1386791310	SOFCLAIFMMF	S OF C LAIF	12/31/2025		469,657.25	469,657.25	469,657.25	469,657.25
1067192516	SOFCLAIFMMF	S OF C LAIF	12/31/2025		315,309.75	315,309.75	315,309.75	315,309.75
974008792	SOFCLAIFMMF	S OF C LAIF	12/31/2025		194,729.00	194,729.00	194,729.00	194,729.00
<b>MMFUND TOTAL</b>					<b>40,221,213.82</b>	<b>40,221,213.82</b>	<b>40,221,213.82</b>	<b>40,221,213.82</b>
<b>SCAQMD TOTAL</b>					<b>40,221,213.82</b>	<b>40,221,213.82</b>	<b>40,221,213.82</b>	<b>40,221,213.82</b>
<b>SLIM - SCHOOLS LINKED INSURANCE MG</b>								
1249649045	SOFCLAIFMMF	S OF C LAIF	12/31/2025		38,349.08	38,349.08	38,349.08	38,349.08
1179317495	SOFCLAIFMMF	S OF C LAIF	12/31/2025		35,698.43	35,698.43	35,698.43	35,698.43
888240666	SOFCLAIFMMF	S OF C LAIF	12/31/2025		6,430.44	6,430.44	6,430.44	6,430.44
856250279	SOFCLAIFMMF	S OF C LAIF	12/31/2025		2,704.49	2,704.49	2,704.49	2,704.49
1119044120	SOFCLAIFMMF	S OF C LAIF	12/31/2025		31,757.14	31,757.14	31,757.14	31,757.14
821801178	SOFCLAIFMMF	S OF C LAIF	12/31/2025		3,430,204.55	3,430,204.55	3,430,204.55	3,430,204.55

LOS ANGELES COUNTY TREASURER  
 TREASURER PORTFOLIO COMPARED TO MARKET VALUE  
 FOR THE PERIOD: MAY 1, 2025 TO MAY 31, 2025  
 FUND: SPECIFIC PURPOSE INVESTMENTS  
 ATTACHMENT X

Security ID	CUSIP	Description	Final Maturity	Face Rate	PAR	Amortized Cost	Historical Cost	Market Value
974008832	SOFCLAIFMMF	S OF C LAIF	12/31/2025		18,037.42	18,037.42	18,037.42	18,037.42
1460489284	SOFCLAIFMMF	S OF C LAIF	12/31/2025		43,170.67	43,170.67	43,170.67	43,170.67
1315866188	SOFCLAIFMMF	S OF C LAIF	12/31/2025		40,928.86	40,928.86	40,928.86	40,928.86
1067192408	SOFCLAIFMMF	S OF C LAIF	12/31/2025		29,206.61	29,206.61	29,206.61	29,206.61
928828246	SOFCLAIFMMF	S OF C LAIF	12/31/2025		11,708.84	11,708.84	11,708.84	11,708.84
1386791004	SOFCLAIFMMF	S OF C LAIF	12/31/2025		43,503.56	43,503.56	43,503.56	43,503.56
1019882651	SOFCLAIFMMF	S OF C LAIF	12/31/2025		23,393.02	23,393.02	23,393.02	23,393.02
1528793063	SOFCLAIFMMF	S OF C LAIF	12/31/2025		41,380.71	41,380.71	41,380.71	41,380.71
<b>MMFUND TOTAL</b>					<b>3,796,473.82</b>	<b>3,796,473.82</b>	<b>3,796,473.82</b>	<b>3,796,473.82</b>
<b>SLIM TOTAL</b>					<b>3,796,473.82</b>	<b>3,796,473.82</b>	<b>3,796,473.82</b>	<b>3,796,473.82</b>
<b>WASIA - WHITTIER AREA SCHOOLS INS</b>								
1386791032	SOFCLAIFMMF	S OF C LAIF	12/31/2025		525.54	525.54	525.54	525.54
888240807	SOFCLAIFMMF	S OF C LAIF	12/31/2025		77.68	77.68	77.68	77.68
841763124	SOFCLAIFMMF	S OF C LAIF	12/31/2025		32.67	32.67	32.67	32.67
974008805	SOFCLAIFMMF	S OF C LAIF	12/31/2025		217.90	217.90	217.90	217.90
1315867195	SOFCLAIFMMF	S OF C LAIF	12/31/2025		494.44	494.44	494.44	494.44
1249649044	SOFCLAIFMMF	S OF C LAIF	12/31/2025		463.27	463.27	463.27	463.27
821801182	SOFCLAIFMMF	S OF C LAIF	12/31/2025		41,438.47	41,438.47	41,438.47	41,438.47
1067192501	SOFCLAIFMMF	S OF C LAIF	12/31/2025		352.83	352.83	352.83	352.83
928828020	SOFCLAIFMMF	S OF C LAIF	12/31/2025		141.45	141.45	141.45	141.45
1460489838	SOFCLAIFMMF	S OF C LAIF	12/31/2025		521.52	521.52	521.52	521.52
1528791699	SOFCLAIFMMF	S OF C LAIF	12/31/2025		499.90	499.90	499.90	499.90
1019883193	SOFCLAIFMMF	S OF C LAIF	12/31/2025		282.60	282.60	282.60	282.60
1119058422	SOFCLAIFMMF	S OF C LAIF	12/31/2025		383.64	383.64	383.64	383.64
1179317491	SOFCLAIFMMF	S OF C LAIF	12/31/2025		431.25	431.25	431.25	431.25
<b>MMFUND TOTAL</b>					<b>45,863.16</b>	<b>45,863.16</b>	<b>45,863.16</b>	<b>45,863.16</b>
<b>WASIA TOTAL</b>					<b>45,863.16</b>	<b>45,863.16</b>	<b>45,863.16</b>	<b>45,863.16</b>
<b>GRAND TOTAL</b>					<b>314,078,550.80</b>	<b>312,601,589.69</b>	<b>310,105,281.36</b>	<b>290,696,075.08</b>

LOS ANGELES COUNTY TREASURER  
TRUSTEE & MANAGED FUNDS  
AS OF MAY 31, 2025  
TRUSTEE: DEUTSCHE BANK  
ATTACHMENT XI

ISSUE DATE	FUND TITLE	FUND BALANCE
08/31/11	HIGH DESERT COMPLEX SOLAR PROJECTS 2011 QECB	<u>2,930,306.24</u>
	<b>DEUTSCHE BANK - TRUSTEE TOTAL</b>	<b><u><u>\$2,930,306.24</u></u></b>

**LOS ANGELES COUNTY TREASURER**  
**TRUSTEE & MANAGED FUNDS**  
**AS OF MAY 31, 2025**  
**TRUSTEE: BANK OF NEW YORK MELLON TRUST COMPANY**  
**ATTACHMENT XI**

ISSUE DATE	FUND TITLE	FUND BALANCE
02/08/06	CCTSA TOBACCO BONDS 2006	1.00
06/10/20	CCTSA TOBACCO BONDS 2020	40,676,787.65
01/30/03	FLOOD CONTROL REFUNDING SER 2003A & 2005A	41.81
12/21/11	LAC-CAL 2011, SERIES A	1,919.34
12/11/96	LACPWFA REFUNDING 1996 SERIES A & B	333,018.84
<b>BANK OF NEW YORK MELLON TRUST COMPANY - TRUSTEE TOTAL</b>		<b><u>\$41,011,768.64</u></b>

**LOS ANGELES COUNTY TREASURER**  
**TRUSTEE & MANAGED FUNDS**  
**AS OF MAY 31, 2025**  
**TRUSTEE: U.S. BANK**  
**ATTACHMENT XI**

ISSUE DATE	FUND TITLE	FUND BALANCE
04/05/19	COMMERCIAL PAPER 2019	5,192,044.91
11/03/20	2020 LACMA LEASE REVENUE BONDS	6,953,913.22
07/26/18	2018 LEASE REVENUE BONDS SERIES A & B	29,523,179.33
08/31/11	MASTER REFUNDING 2005A	10,092.11
11/23/10	MULTIPLE CAPITAL FAC PROJ I A & B (2010)	52,284,816.87
07/20/22	COMMUNITY FACILITIES DISTRICT NO. 2021-01, SERIES 2022	5,416,505.37
09/11/24	COMMUNITY FACILITIES DISTRICT NO. 2021-01, SERIES 2024	21,784,021.82
08/22/24	LACF2 INC. LEASE REVENUE BONDS 2024 SERIESA & 2024 SERIESB (VERMONT CORRIDOR SITE 2)	204,358,107.08
	<b>U.S. BANK - TRUSTEE TOTAL</b>	<b><u><u>\$325,522,680.71</u></u></b>

**LOS ANGELES COUNTY TREASURER**  
**TRUSTEE & MANAGED FUNDS**  
**AS OF MAY 31, 2025**  
**TRUSTEE: ZIONS BANK**  
**ATTACHMENT XI**

ISSUE DATE	FUND TITLE	FUND BALANCE
02/04/15	MULTIPLE CAPITAL PROJECTS (2015 SERIES A)	36,481,853.47
09/02/15	MULTIPLE CAPITAL PROJECTS (2015 SERIES B & C)	14,688,966.06
03/17/16	LEASE REVENUE BONDS (2016 SERIES D)	1,273,775.21
10/28/21	LEASE REVENUE BONDS (2021 SERIES F)	8,877,051.71
04/13/22	LEASE REVENUE REFUNDING BONDS 2022 (VERMONT MANCHESTER)	5,329,811.39
09/05/24	LEASE REVENUE BONDS (2024 SERIES H)	255,046.80
<b>ZIONS BANK - TRUSTEE TOTAL</b>		<b><u><u>\$66,906,504.64</u></u></b>

LOS ANGELES COUNTY TREASURER  
TRUSTEE & MANAGED FUNDS  
AS OF MAY 31, 2025  
TRUSTEE: LOS ANGELES COUNTY  
ATTACHMENT XI

ISSUE DATE	FUND TITLE	FUND BALANCE
	SPECIAL SAFEKEEPING (KNOX-KEENE)	<u>307,834.08</u>
	<b>TREASURER TOTAL</b>	<b><u><u>\$307,834.08</u></u></b>

LOS ANGELES COUNTY TREASURER  
 FLOATING RATE SECURITIES - PSI NON-TRADING  
 AS OF MAY 31, 2025  
 ATTACHMENT XII

INV ID	Instrument Description	Face Rate	Maturity Date	Par	Cost	Reset Provisions
<u>CORPORATE AND AGENCY ISSUED</u>						
<b>LACCAL BANS</b>						
1052207560	LAC-CAL BAN	7.500%	06/30/25	5,000,000.00	5,000,000.00	6-month U.S. Treasury Bill + 50% at the time of draw. Interest adjusted on Jan 2 and July 1. Interest accrued to that point will be payable on that date. Reset to Bank of America prime rate on the 3rd reset date.
1485044396	LAC-CAL BAN	4.875%	06/30/27	5,000,000.00	5,000,000.00	
1215324857	LAC-CAL BAN	4.779%	06/30/26	10,000,000.00	10,000,000.00	
1441083733	LAC-CAL BAN	4.779%	06/30/27	5,000,000.00	5,000,000.00	
1318200749	LAC-CAL BAN	4.779%	06/30/27	5,000,000.00	5,000,000.00	
1535477005	LAC-CAL BAN	4.703%	06/30/27	5,000,000.00	5,000,000.00	
<b>LACCAL BANS TOTAL</b>				<b>35,000,000.00</b>	<b>35,000,000.00</b>	
<b>LOS ANGELES COUNTY ISSUED TOTAL</b>				<b>35,000,000.00</b>	<b>35,000,000.00</b>	
<b>NTRD - PSI NON-TRADING Total</b>				<b>35,000,000.00</b>	<b>35,000,000.00</b>	
<b>BANS as a Percentage of Total Floating Rate Notes</b>					<b>100.00%</b>	

**LOS ANGELES COUNTY TREASURER**  
**BOND ANTICIPATION NOTES / LACCAL**  
**AS OF MAY 31, 2025**  
**ATTACHMENT XIII**

<b>INV ID</b>	<b>DESCRIPTION</b>	<b>DRAW DATE</b>	<b>AMOUNT</b>	<b>Face Rate</b>
1052207560	LAC-CAL BANS	06/14/23	5,000,000.00	7.500%
1485044396	LAC-CAL BANS	02/19/25	5,000,000.00	4.875%
1215324857	LAC-CAL BANS	02/29/24	10,000,000.00	4.779%
1441083733	LAC-CAL BANS	12/18/24	5,000,000.00	4.779%
1318200749	LAC-CAL BANS	07/16/24	5,000,000.00	4.779%
1535477005	LAC-CAL BANS	04/23/25	5,000,000.00	4.703%
			<b>35,000,000.00</b>	

**LOS ANGELES COUNTY TREASURER**  
**INVENTORY REPORT - TOTALS SECTION**  
**SECURITY TYPE GROUPING - COST & WTG AVG DAYS TO MATURITY**  
**AS OF May 31, 2025**  
**ATTACHMENT XIV**

SECURITY TYPE	NON-TRADING		TRADING	
	COST	WTD AVG DTM	COST	WTD AVG DTM
AGENCIES	26,556,742,761.23	1,159.00 DAYS	0.00	0.00 DAYS
COLLATERALIZED CDS	0.00	0.00 DAYS	0.00	0.00 DAYS
NEGOTIABLE CDS	1,950,000,000.00	66.00 DAYS	0.00	0.00 DAYS
EURO CDS	0.00	0.00 DAYS	0.00	0.00 DAYS
CORP & DEPOSIT NOTES	0.00	0.00 DAYS	0.00	0.00 DAYS
BANKERS ACCEPTANCE	0.00	0.00 DAYS	0.00	0.00 DAYS
COMMERCIAL PAPER	18,115,979,419.38	44.00 DAYS	0.00	0.00 DAYS
MUNICIPALS	35,282,408.02	603.00 DAYS	0.00	0.00 DAYS
GOVERNMENTS	13,978,662,690.54	157.00 DAYS	0.00	0.00 DAYS
REPURCHASE AGREEMENT		0.00 DAYS	0.00	0.00 DAYS
ASSET BACKED	0.00	0.00 DAYS	0.00	0.00 DAYS
OTHER	0.00	0.00 DAYS	0.00	0.00 DAYS
<b>TOTAL</b>	<b>\$60,636,667,279.17</b>	<b>558.00 DAYS</b>	<b>\$0.00</b>	<b>0.00 DAYS</b>

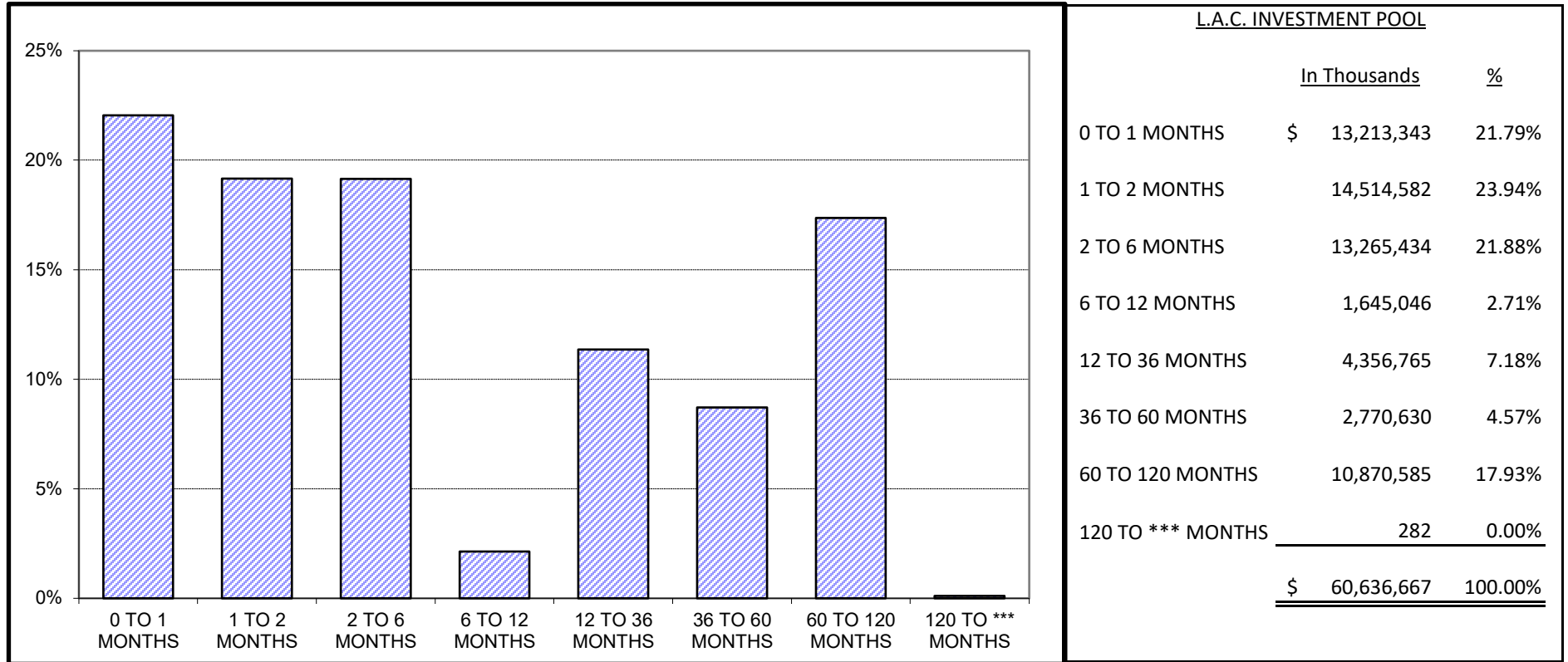
LOS ANGELES COUNTY TREASURER  
 INVENTORY REPORT - TOTALS SECTION  
 MATURITY RANGE GROUPING  
 AS OF MAY 31, 2025  
 ATTACHMENT XV

Maturity Range	Date Range	Amortized Cost	%
<b>PSI - NTRD/TRD</b>			
0 to 1 Months	06/01/25 - 06/30/25	\$ 13,213,342,957.87	21.79%
1 to 2 Months	07/01/25 - 07/31/25	\$ 14,514,581,763.10	23.94%
2 to 3 Months	08/01/25 - 08/31/25	\$ 8,735,423,376.76	14.41%
3 to 4 Months	09/01/25 - 09/30/25	\$ 3,901,273,471.59	6.43%
4 to 5 Months	10/01/25 - 10/31/25	\$ 296,997,777.77	0.49%
5 to 6 Months	11/01/25 - 11/30/25	\$ 331,739,000.00	0.55%
6 to 12 Months	12/01/25 - 05/31/26	\$ 1,645,045,621.41	2.71%
12 to 24 Months	06/01/26 - 05/31/27	\$ 2,119,492,220.10	3.50%
24 to 36 Months	06/01/27 - 05/31/28	\$ 2,237,273,198.14	3.68%
36 to 48 Months	06/01/28 - 05/31/29	\$ 1,628,528,358.12	2.69%
48 to 60 Months	06/01/29 - 05/31/30	\$ 1,142,101,651.32	1.88%
60 to 120 Months	06/01/30 - 05/31/35	\$ 10,870,585,474.97	17.93%
120 to *** Months	06/01/35 -	\$ 282,408.02	0.00%
<b>Portfolio Total:</b>		<b>\$ 60,636,667,279.17</b>	<b>100.00%</b>
<b>AVCCD</b>			
120 to *** Months	06/01/35 -	\$ 25,230,000.00	100.0%
<b>Portfolio Total:</b>		<b>\$ 25,230,000.00</b>	<b>100.0%</b>
<b>ESUSD</b>			
120 to *** Months	06/01/35 -	\$ 16,000,000.00	100.0%
<b>Portfolio Total:</b>		<b>\$ 16,000,000.00</b>	<b>100.0%</b>
<b>GF</b>			
24 to 36 Months	06/01/27 - 05/31/28	\$ 1,610,000.00	100.0%
<b>Portfolio Total:</b>		<b>\$ 1,610,000.00</b>	<b>100.0%</b>
<b>PHHPA</b>			
120 to *** Months	06/01/35 -	\$ 32,175,000.00	100.0%
<b>Portfolio Total:</b>		<b>\$ 32,175,000.00</b>	<b>100.0%</b>
<b>SCP61</b>			
1 to 2 Months	07/01/25 - 07/31/25	\$ 29,866,100.00	50.2%
3 to 4 Months	09/01/25 - 09/30/25	\$ 29,606,566.67	49.8%
<b>Portfolio Total:</b>		<b>\$ 59,472,666.67</b>	<b>100.0%</b>
<b>SCP66</b>			
0 to 1 Months	06/01/25 - 06/30/25	\$ 19,942,916.67	50.3%
3 to 4 Months	09/01/25 - 09/30/25	\$ 19,737,711.11	49.7%
<b>Portfolio Total:</b>		<b>\$ 39,680,627.78</b>	<b>100.0%</b>

LOS ANGELES COUNTY TREASURER  
 INVENTORY REPORT - TOTALS SECTION  
 MATURITY RANGE GROUPING  
 AS OF MAY 31, 2025  
 ATTACHMENT XV

Maturity Range	Date Range	Amortized Cost	%
<b>SCP6G</b>			
0 to 1 Months	06/01/25 - 06/30/25	\$ 9,971,458.33	50.3%
3 to 4 Months	09/01/25 - 09/30/25	\$ 9,868,855.56	49.7%
<b>Portfolio Total:</b>		<b>\$ 19,840,313.89</b>	<b>100.0%</b>
<b>SCP6H</b>			
3 to 4 Months	09/01/25 - 09/30/25	\$ 4,934,427.77	100.0%
<b>Portfolio Total:</b>		<b>\$ 4,934,427.77</b>	<b>100.0%</b>
<b>SCP9A</b>			
0 to 1 Months	06/01/25 - 06/30/25	\$ 19,942,916.67	50.3%
3 to 4 Months	09/01/25 - 09/30/25	\$ 19,737,711.11	49.7%
<b>Portfolio Total:</b>		<b>\$ 39,680,627.78</b>	<b>100.0%</b>
<b>SCU5F</b>			
0 to 1 Months	06/01/25 - 06/30/25	\$ 29,914,375.00	100.0%
<b>Portfolio Total:</b>		<b>\$ 29,914,375.00</b>	<b>100.0%</b>
<b>SCAQMD</b>			
6 to 12 Months	12/01/25 - 05/31/26	\$ 40,221,213.82	100.0%
<b>Portfolio Total:</b>		<b>\$ 40,221,213.82</b>	<b>100.0%</b>
<b>SLIM</b>			
6 to 12 Months	12/01/25 - 05/31/26	\$ 3,796,473.82	100.0%
<b>Portfolio Total:</b>		<b>\$ 3,796,473.82</b>	<b>100.0%</b>
<b>WASIA</b>			
6 to 12 Months	12/01/25 - 05/31/26	\$ 45,863.16	100.0%
<b>Portfolio Total:</b>		<b>\$ 45,863.16</b>	<b>100.0%</b>

**LOS ANGELES COUNTY TREASURER  
COMPOSITION OF PSI PORTFOLIO BY MATURITY  
AS OF MAY 31, 2025  
ATTACHMENT XVI**



***Maturity Limits Are In Compliance With The Los Angeles County Treasurer's Investment Policy.***

**LOCAL AGENCY INVESTMENT FUND (LAIF)  
 FOR SPECIFIC PURPOSE INVESTMENTS AS  
 OF MAY 31, 2025  
 ATTACHMENT XVII**

<b>ISSUE DATE</b>	<b>FUND TITLE</b>	<b>FUND BALANCE</b>
	SOUTH COAST AIR QUALITY MGMT DISTRICT (SCAQMD)	\$40,221,213.82
	SCHOOLS LINKED FOR INSURANCE MANAGEMENT (SLIM)	3,796,473.82
	WHITTIER AREA SCHOOLS INSURANCE AUTHORITY (WASIA)	45,863.16
	LAIF TOTAL	<u><u>\$44,063,550.80</u></u>

**Fiona Ma, CPA**

**Treasurer**

**State of California**



**POOLED MONEY  
INVESTMENT BOARD REPORT**

**APRIL 30, 2025**

STATE OF CALIFORNIA  
STATE TREASURER'S OFFICE  
POOLED MONEY INVESTMENT BOARD REPORT

APRIL 2025

TABLE OF CONTENTS

SUMMARY.....	01
SELECTED INVESTMENT DATA.....	02
PORTFOLIO COMPOSITION.....	03
INVESTMENT TRANSACTIONS.....	04
TIME DEPOSITS.....	37
BANK DEMAND DEPOSITS.....	43
POOLED MONEY INVESTMENT BOARD DESIGNATION...	44



POOLED MONEY INVESTMENT ACCOUNT

## Summary of Investment Data A Comparison of April 2025 with April 2024

(Dollars In Thousands)

	April 2025	April 2024	Change
<b>Average Daily Portfolio (\$)</b>	162,180,726	166,160,485	-3,979,759
<b>Accrued Earnings (\$)</b>	570,690	581,811	-11,121
<b>Effective Yield (%)</b>	4.281	4.272	+0.009
<b>Average Life-Month End (In Days)</b>	238	227	+11
<b>Total Security Transactions</b>			
<b>Amount (\$)</b>	67,312,024	48,619,864	+18,692,160
<b>Number</b>	1,356	983	+373
<b>Total Time Deposit Transactions</b>			
<b>Amount (\$)</b>	2,079,000	1,881,000	+198,000
<b>Number</b>	73	68	+5
<b>Average Workday Investment Activity (\$)</b>	3,154,137	2,404,803	+749,334
<b>Prescribed Demand Account Balances For Services (\$)</b>	109,000	174,000	-65,000



## Selected Investment Data Analysis of the Pooled Money Investment Account Portfolio

(Dollars In Thousands)

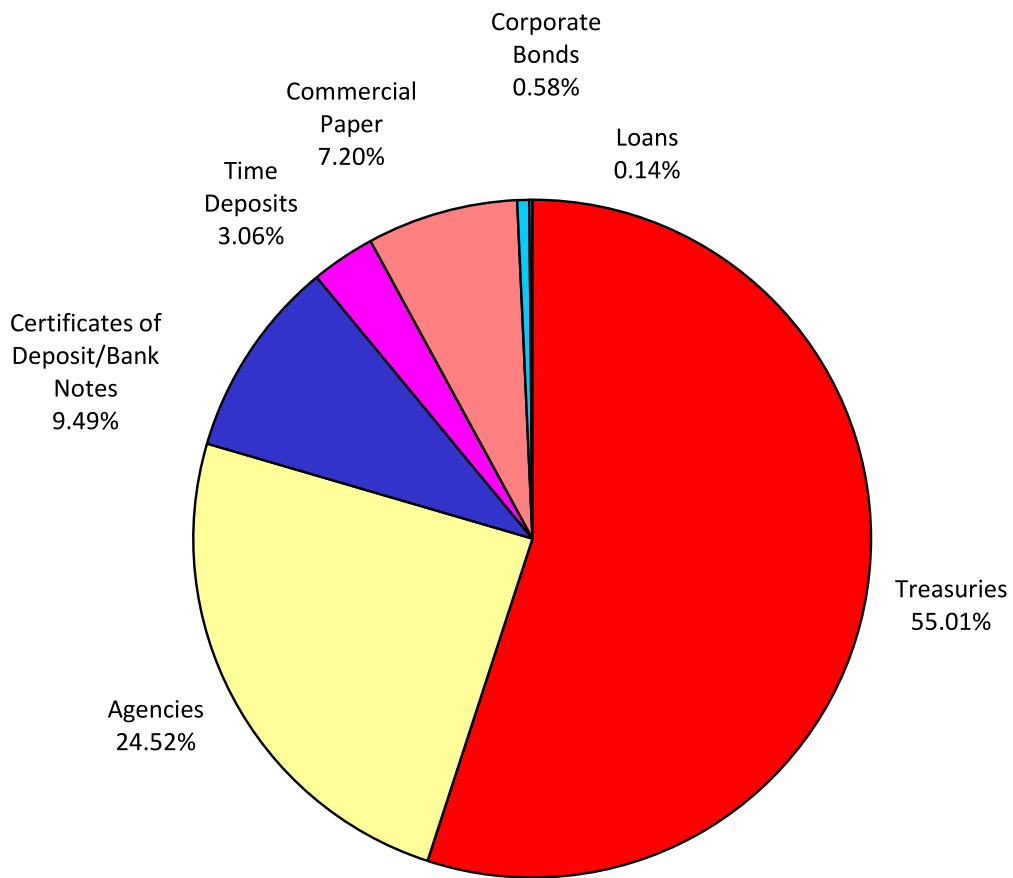
April 30, 2025

<u>TYPE OF SECURITY</u>	<u>AMOUNT (\$)</u>	<u>*PERCENT OF PORTFOLIO</u>	<u>*DIFFERENCE IN PERCENT OF PORTFOLIO FROM PRIOR MONTH</u>
<b>Government</b>			
Bills	49,107,213	28.43	+2.82
Bonds	0	0.00	0
Notes	45,926,350	26.58	-0.79
Strips	0	0.00	0
<b>Total Government</b>	<u>95,033,563</u>	<u>55.01</u>	<u>+2.03</u>
Agency Debentures	13,584,316	7.86	-0.44
Certificates of Deposit	16,400,000	9.49	+0.24
Bank Notes	0	0.00	0
Repurchases	0	0.00	0
Agency Discount Notes	28,785,586	16.66	-1.99
Time Deposits	5,289,500	3.06	-0.25
GNMAs	0	0.00	0
Commercial Paper	12,428,478	7.20	+0.44
Remics	1,113	0.00	0
Corporate Bonds	994,925	0.58	-0.02
PMIA Loans	240,472	0.14	-0.01
GF Loans	0	0.00	0
Other	0	0.00	0
Reversed Repurchases	0	0.00	0
<b>Total (All Types)</b>	<u>172,757,953</u>	<u>100.00</u>	

\*Percentages may be off due to rounding.

<u>INVESTMENT ACTIVITY</u>	<u>April 2025</u>		<u>March 2025</u>	
	<u>NUMBER</u>	<u>AMOUNT (\$)</u>	<u>NUMBER</u>	<u>AMOUNT (\$)</u>
Pooled Money	1,356	67,312,024	1,346	66,940,176
Time Deposits	73	2,079,000	67	2,856,000
Other	9	1,529,238	36	32,641
<b>Total</b>	<u>1,438</u>	<u>70,920,262</u>	<u>1,449</u>	<u>69,828,817</u>
PMIA Monthly Average Effective Yield (%)		4.281	4.313	
Year to Date Yield Last Day of Month (%)		4.441	4.459	

# Pooled Money Investment Account Portfolio Composition \$172.8 billion 4/30/2025



Percentages may not total 100%, due to rounding.

**INVESTMENT TRANSACTIONS**

<u>DATE</u>	<u>a/</u> <u>TYPE</u>	<u>DESCRIPTION</u>	<u>CPN (%)</u>	<u>MATURITY</u> <u>DATE</u>	<u>b/</u> <u>TRANS</u> <u>YIELD (%)</u>	<u>d/</u> <u>PAR (\$)</u> <u>(000)</u>	<u>DAYS</u> <u>HELD</u>	<u>AMOUNT</u> <u>EARNED (\$)</u>	<u>EFFECTIVE</u> <u>YIELD (%)</u>
04/01/25	<b>REDEMPTIONS</b>								
	CD	BOFA	5.520	04/01/25	5.520	50,000	350	2,683,333.33	5.597
	CD	BOFA	5.520	04/01/25	5.520	50,000	350	2,683,333.33	5.597
	CD	BMO BANK	5.430	04/01/25	5.430	50,000	355	2,677,291.67	5.505
	CD	BMO BANK	5.430	04/01/25	5.430	50,000	355	2,677,291.67	5.505
	CP	PFIZER		04/01/25	4.370	50,000	182	1,104,638.89	4.531
	CP	SCOTIA NY		04/01/25	4.370	50,000	200	1,213,888.89	4.541
	CP	SCOTIA NY		04/01/25	4.370	50,000	200	1,213,888.89	4.541
	CP	SCOTIA NY		04/01/25	4.370	50,000	200	1,213,888.89	4.541
	CP	CGMI		04/01/25	5.220	50,000	270	1,957,500.00	5.508
	CP	CGMI		04/01/25	5.220	50,000	270	1,957,500.00	5.508
	DEB	FFCB	5.050	04/01/25	5.054	50,000	610	4,215,347.22	5.058
	DEB	FFCB	5.050	04/01/25	5.054	50,000	610	4,215,347.22	5.058
	DEB	FFCB	5.050	04/01/25	5.054	50,000	610	4,215,347.22	5.058
	DEB	FHLB	3.380	04/01/25	3.380	50,000	1,006	4,652,194.44	3.385
	DEB	FHLB	3.380	04/01/25	3.380	50,000	1,006	4,652,194.44	3.385
	DEB	FHLB	3.380	04/01/25	3.380	50,000	1,006	4,652,194.44	3.385
	DEB	FHLB	3.380	04/01/25	3.380	50,000	1,006	4,652,194.44	3.385
	DEB	FHLB	2.875	04/01/25	2.875	50,000	1,090	4,288,541.67	2.905
	DEB	FHLB	2.875	04/01/25	2.875	50,000	1,090	4,288,541.67	2.905
	DEB	FHLMC	2.900	04/01/25	2.900	50,000	1,096	4,350,000.00	2.897
	DEB	FHLMC	2.900	04/01/25	2.900	50,000	1,096	4,350,000.00	2.897
	DEB CL	FHLMC	5.175	04/01/25	5.178	50,000	285	2,019,687.50	5.173
	DEB CL	FHLMC	5.175	04/01/25	5.178	50,000	285	2,019,687.50	5.173
	DEB CL	FHLMC	5.125	04/01/25	5.125	50,000	361	2,534,027.78	5.124
	DEB CL	FHLMC	5.125	04/01/25	5.125	50,000	361	2,534,027.78	5.124
	DEB CL	FHLMC	5.125	04/01/25	5.125	50,000	361	2,534,027.78	5.124
	DEB CL	FHLMC	5.140	04/01/25	5.140	50,000	361	2,541,444.44	5.139
	DEB CL	FHLMC	5.140	04/01/25	5.140	50,000	361	2,541,444.44	5.139
	DEB CL	FHLMC	5.140	04/01/25	5.140	50,000	361	2,541,444.44	5.139
	DN	IBRD		04/01/25	4.250	50,000	102	602,083.33	4.362
	DN	IBRD		04/01/25	4.250	50,000	102	602,083.33	4.362
	DN	IBRD		04/01/25	4.250	50,000	103	607,986.11	4.362
	DN	IBRD		04/01/25	4.250	50,000	103	607,986.11	4.362
	DN	IBRD		04/01/25	4.270	50,000	104	616,777.78	4.383
	DN	IBRD		04/01/25	4.270	50,000	104	616,777.78	4.383
	DN	IBRD		04/01/25	4.290	50,000	109	649,458.33	4.407
	DN	IBRD		04/01/25	4.290	50,000	109	649,458.33	4.407
	DN	FHLB		04/01/25	4.145	50,000	189	1,088,062.50	4.296
	DN	FHLB		04/01/25	4.145	50,000	189	1,088,062.50	4.296
	DN	FFCB		04/01/25	4.150	50,000	189	1,089,375.00	4.301
	DN	FFCB		04/01/25	4.150	50,000	189	1,089,375.00	4.301
	DN	FHLB		04/01/25	4.260	50,000	197	1,165,583.33	4.422
	DN	FHLB		04/01/25	4.260	50,000	197	1,165,583.33	4.422
	DN	FHLB		04/01/25	4.260	50,000	197	1,165,583.33	4.422
	DN	FHLB		04/01/25	4.260	50,000	197	1,165,583.33	4.422
	DN	FHLB		04/01/25	4.370	50,000	201	1,219,958.33	4.542
	DN	FHLB		04/01/25	4.370	50,000	201	1,219,958.33	4.542

**INVESTMENT TRANSACTIONS**

<u>DATE</u>	<u>TYPE</u>	<u>a/</u> <u>DESCRIPTION</u>	<u>CPN (%)</u>	<u>MATURITY</u> <u>DATE</u>	<u>b/</u> <u>TRANS</u> <u>YIELD (%)</u>	<u>d/</u> <u>PAR (\$)</u> <u>(000)</u>	<u>DAYS</u> <u>HELD</u>	<u>AMOUNT</u> <u>EARNED (\$)</u>	<u>EFFECTIVE</u> <u>YIELD (%)</u>
04/01/25	REDEMPTIONS (Continued)								
	DN	FHLB		04/01/25	4.370	50,000	202	1,226,027.78	4.542
	DN	FHLB		04/01/25	4.370	50,000	202	1,226,027.78	4.542
	DN	FHLB		04/01/25	4.365	50,000	207	1,254,937.50	4.540
	DN	FHLB		04/01/25	4.365	50,000	207	1,254,937.50	4.540
	DN	FFCB		04/01/25	4.800	50,000	253	1,686,666.67	5.037
	DN	FFCB		04/01/25	4.800	50,000	253	1,686,666.67	5.037
	DN	FHLB		04/01/25	4.900	50,000	280	1,905,555.56	5.165
	DN	FHLB		04/01/25	4.900	50,000	280	1,905,555.56	5.165
	DN	FFCB		04/01/25	4.920	50,000	288	1,968,000.00	5.193
	DN	FFCB		04/01/25	4.920	50,000	288	1,968,000.00	5.193
	DN	FFCB		04/01/25	4.920	50,000	288	1,968,000.00	5.193
	DN	FFCB		04/01/25	4.900	50,000	349	2,375,138.89	5.216
	DN	FFCB		04/01/25	4.900	50,000	349	2,375,138.89	5.216
	DN	FFCB		04/01/25	4.900	50,000	349	2,375,138.89	5.216
	DN	FHLB		04/01/25	4.920	50,000	349	2,384,833.33	5.238
	DN	FHLB		04/01/25	4.920	50,000	349	2,384,833.33	5.238
	TR	BILL		04/01/25	4.165	50,000	102	590,041.67	4.273
	TR	BILL		04/01/25	4.165	50,000	102	590,041.67	4.273
	TR	BILL		04/01/25	4.165	50,000	102	590,041.67	4.273
	TR	BILL		04/01/25	4.165	50,000	102	590,041.67	4.273
	TR	BILL		04/01/25	4.165	50,000	102	590,041.67	4.273
	TR	BILL		04/01/25	4.165	50,000	102	590,041.67	4.273
	TR	BILL		04/01/25	4.200	50,000	104	606,666.67	4.311
	TR	BILL		04/01/25	4.200	50,000	104	606,666.67	4.311
	TR	BILL		04/01/25	4.200	50,000	104	606,666.67	4.311
	TR	BILL		04/01/25	4.200	50,000	104	606,666.67	4.311
	TR	BILL		04/01/25	4.200	50,000	104	606,666.67	4.311
	TR	BILL		04/01/25	4.200	50,000	104	606,666.67	4.311
	TR	BILL		04/01/25	4.200	50,000	104	606,666.67	4.311
	TR	BILL		04/01/25	4.200	50,000	105	612,500.00	4.311
	TR	BILL		04/01/25	4.200	50,000	105	612,500.00	4.311
	TR	BILL		04/01/25	4.200	50,000	105	612,500.00	4.311
	TR	BILL		04/01/25	4.208	50,000	106	619,437.50	4.319
	TR	BILL		04/01/25	4.208	50,000	106	619,437.50	4.319
	TR	BILL		04/01/25	4.208	50,000	106	619,437.50	4.319
	TR	BILL		04/01/25	4.210	50,000	106	619,805.56	4.322
	TR	BILL		04/01/25	4.210	50,000	106	619,805.56	4.322
	TR	BILL		04/01/25	4.210	50,000	106	619,805.56	4.322
	TR	BILL		04/01/25	4.215	50,000	109	638,104.17	4.329
	TR	BILL		04/01/25	4.215	50,000	109	638,104.17	4.329
	TR	BILL		04/01/25	4.215	50,000	109	638,104.17	4.329
	TR	BILL		04/01/25	4.218	50,000	109	638,482.64	4.331
	TR	BILL		04/01/25	4.218	50,000	109	638,482.64	4.331
	TR	BILL		04/01/25	4.218	50,000	109	638,482.64	4.331
	TR	BILL		04/01/25	4.265	50,000	112	663,444.44	4.382
	TR	BILL		04/01/25	4.265	50,000	112	663,444.44	4.382
	TR	BILL		04/01/25	4.265	50,000	112	663,444.44	4.382



**INVESTMENT TRANSACTIONS**

<u>DATE</u>	<u>TYPE</u>	<u>a/</u> <u>DESCRIPTION</u>	<u>CPN (%)</u>	<u>MATURITY</u> <u>DATE</u>	<u>b/</u> <u>TRANS</u> <u>YIELD (%)</u>	<u>d/</u> <u>PAR (\$)</u> <u>(000)</u>	<u>DAYS</u> <u>HELD</u>	<u>AMOUNT</u> <u>EARNED (\$)</u>	<u>EFFECTIVE</u> <u>YIELD (%)</u>
<b>04/01/25</b>	<b>PURCHASES</b>								
	CD	BMO BANK	4.360	08/08/25	4.360	50,000			
	CD	BMO BANK	4.360	08/08/25	4.360	50,000			
	CD	BOFA	4.350	10/06/25	4.350	50,000			
	CD	BOFA	4.350	10/06/25	4.350	50,000			
	CP	CR AG NY		04/04/25	4.310	50,000			
	CP	CR AG NY		04/04/25	4.310	50,000			
	CP	CR AG NY		04/04/25	4.310	50,000			
	CP	BNP NY		04/11/25	4.310	50,000			
	CP	BNP NY		04/11/25	4.310	50,000			
	CP	BNP NY		04/11/25	4.310	50,000			
	CP	BNP NY		04/11/25	4.310	50,000			
	CP	RABO NY		04/11/25	4.320	50,000			
	CP	RABO NY		04/11/25	4.320	50,000			
	CP	RABO NY		04/11/25	4.320	50,000			
	CP	RABO NY		04/11/25	4.320	50,000			
	CP	SOC GEN NY		07/01/25	4.260	50,000			
	CP	SOC GEN NY		07/01/25	4.260	50,000			
	CP	PEPSICO		08/11/25	4.220	50,000			
	DN	IBRD		08/08/25	4.180	50,000			
	DN	IBRD		08/08/25	4.180	50,000			
	DN	IBRD		10/01/25	4.110	50,000			
	DN	IBRD		10/01/25	4.110	50,000			
	DN	IBRD		10/01/25	4.110	50,000			
	TR	BILL		07/29/25	4.184	50,000			
	TR	BILL		07/29/25	4.184	50,000			
	TR	BILL		07/29/25	4.184	50,000			
	TR	BILL		07/29/25	4.185	50,000			
	TR	BILL		07/29/25	4.185	50,000			
	TR	BILL		07/29/25	4.185	50,000			
	TR	BILL		07/29/25	4.186	50,000			
	TR	BILL		07/29/25	4.186	50,000			
	TR	BILL		07/29/25	4.186	50,000			
	TR	BILL		09/11/25	4.080	50,000			
	TR	BILL		09/11/25	4.080	50,000			
	TR	BILL		09/11/25	4.080	50,000			
	YCD	NATIXIS	4.340	09/26/25	4.340	50,000			
	YCD	NATIXIS	4.340	09/26/25	4.340	50,000			
	YCD	UBS	4.250	01/02/26	4.250	50,000			
	YCD	UBS	4.250	01/02/26	4.250	50,000			

**04/02/25 NO REDEMPTIONS**

**INVESTMENT TRANSACTIONS**

<u>DATE</u>	<u>TYPE</u>	<u>a/</u> <u>DESCRIPTION</u>	<u>CPN (%)</u>	<u>MATURITY</u> <u>DATE</u>	<u>b/</u> <u>TRANS</u> <u>YIELD (%)</u>	<u>d/</u> <u>PAR (\$)</u> <u>(000)</u>	<u>DAYS</u> <u>HELD</u>	<u>AMOUNT</u> <u>EARNED (\$)</u>	<u>EFFECTIVE</u> <u>YIELD (%)</u>
<b>04/02/25</b>	<b>PURCHASES</b>								
	CB CL	CITIGROUP	4.910	04/02/30	4.910	25,000			
	CP	BNP NY		04/03/25	4.310	50,000			
	CP	BNP NY		04/03/25	4.310	50,000			
	DN	FNMA		04/11/25	4.170	50,000			
	DN	FNMA		04/11/25	4.170	50,000			
	TR	BILL		05/08/25	4.238	50,000			
	TR	BILL		05/08/25	4.238	50,000			
	TR	BILL		05/08/25	4.238	50,000			
	TR	BILL		05/08/25	4.240	50,000			
	TR	BILL		05/08/25	4.240	50,000			
	TR	BILL		05/08/25	4.240	50,000			
	YCD	CR AG CIB	4.320	04/11/25	4.320	50,000			
	YCD	CR AG CIB	4.320	04/11/25	4.320	50,000			
	YCD	NORINCHUK	4.380	05/08/25	4.380	50,000			
	YCD	NORINCHUK	4.380	05/08/25	4.380	50,000			
<b>04/03/25</b>	<b>REDEMPTIONS</b>								
	CP	BNP NY		04/03/25	4.310	50,000	1	5,986.11	4.370
	CP	BNP NY		04/03/25	4.310	50,000	1	5,986.11	4.370
<b>04/03/25</b>	<b>PURCHASES</b>								
	CP	RABO NY		04/07/25	4.320	50,000			
	CP	RABO NY		04/07/25	4.320	50,000			
	CP	RABO NY		04/07/25	4.320	50,000			
	CP	SHEFFIELD		08/08/25	4.370	50,000			
	CP	SHEFFIELD		08/08/25	4.370	50,000			
	CP	TOYOTA		09/26/25	4.230	50,000			
	CP	TOYOTA		09/26/25	4.230	50,000			
	DN	FNMA		04/21/25	4.180	50,000			
	DN	FNMA		04/21/25	4.180	50,000			
	DN	IBRD		09/26/25	4.110	50,000			
	DN	IBRD		09/26/25	4.110	50,000			
	DN	IFC		10/01/25	4.100	50,000			
	DN	IFC		10/01/25	4.100	50,000			
	TR	BILL		05/13/25	4.220	50,000			
	TR	BILL		05/13/25	4.220	50,000			
	TR	BILL		05/13/25	4.225	50,000			
	TR	BILL		05/13/25	4.225	50,000			
	YCD	BNP	4.350	08/01/25	4.350	50,000			
	YCD	BNP	4.350	08/01/25	4.350	50,000			

**INVESTMENT TRANSACTIONS**

<u>DATE</u>	<u>TYPE</u>	<u>a/</u> <u>DESCRIPTION</u>	<u>CPN (%)</u>	<u>MATURITY</u> <u>DATE</u>	<u>b/</u> <u>TRANS</u> <u>YIELD (%)</u>	<u>d/</u> <u>PAR (\$)</u> <u>(000)</u>	<u>DAYS</u> <u>HELD</u>	<u>AMOUNT</u> <u>EARNED (\$)</u>	<u>EFFECTIVE</u> <u>YIELD (%)</u>
04/04/25	<b>REDEMPTIONS</b>								
	CP	CR AG NY		04/04/25	4.310	50,000	3	17,958.33	4.371
	CP	CR AG NY		04/04/25	4.310	50,000	3	17,958.33	4.371
	CP	CR AG NY		04/04/25	4.310	50,000	3	17,958.33	4.371
	CP	GOTHAM		04/04/25	4.360	50,000	87	526,833.33	4.468
	CP	SHEFFIELD		04/04/25	4.480	50,000	107	665,777.78	4.604
	CP	SHEFFIELD		04/04/25	4.480	50,000	107	665,777.78	4.604
	CP	VERSAILLES		04/04/25	4.570	50,000	107	679,152.78	4.697
	CP	VERSAILLES		04/04/25	4.570	50,000	107	679,152.78	4.697
	CP	PEPSICO		04/04/25	4.360	50,000	158	956,777.78	4.507
	CP	PEPSICO		04/04/25	4.360	50,000	161	974,944.44	4.508
	CP	TOYOTA		04/04/25	4.580	50,000	178	1,132,277.78	4.751
	CP	TOYOTA		04/04/25	4.580	50,000	178	1,132,277.78	4.751
	CP	BOFA		04/04/25	4.370	50,000	183	1,110,708.33	4.531
	CP	BOFA		04/04/25	4.370	50,000	183	1,110,708.33	4.531
	CP	NATIXIS NY		04/04/25	4.370	50,000	183	1,110,708.33	4.531
	CP	NATIXIS NY		04/04/25	4.370	50,000	183	1,110,708.33	4.531
	DN	FNMA		04/04/25	4.200	50,000	15	87,500.00	4.266
	DN	FNMA		04/04/25	4.200	50,000	15	87,500.00	4.266
	DN	FHLMC		04/04/25	4.210	50,000	31	181,263.89	4.284
	DN	FHLMC		04/04/25	4.210	50,000	31	181,263.89	4.284
	DN	FFCB		04/04/25	4.300	50,000	161	961,527.78	4.445
	DN	FFCB		04/04/25	4.300	50,000	161	961,527.78	4.445
	DN	FFCB		04/04/25	4.300	50,000	161	961,527.78	4.445
	DN	FFCB		04/04/25	4.320	50,000	164	984,000.00	4.468
	DN	FFCB		04/04/25	4.320	50,000	164	984,000.00	4.468
	DN	FFCB		04/04/25	4.300	50,000	176	1,051,111.11	4.453
	DN	FFCB		04/04/25	4.300	50,000	176	1,051,111.11	4.453
	DN	FHLB		04/04/25	4.270	50,000	178	1,055,638.89	4.423
	DN	FHLB		04/04/25	4.270	50,000	178	1,055,638.89	4.423
	YCD	DNB	4.300	04/04/25	4.300	50,000	8	47,777.78	4.360
	YCD	DNB	4.300	04/04/25	4.300	50,000	8	47,777.78	4.360
	YCD	SVENSKA	4.350	04/04/25	4.350	50,000	92	555,833.33	4.410
	YCD	SVENSKA	4.350	04/04/25	4.350	50,000	92	555,833.33	4.410
	YCD	MIZUHO	4.510	04/04/25	4.510	50,000	116	726,611.11	4.573
	YCD	MIZUHO	4.510	04/04/25	4.510	50,000	116	726,611.11	4.573
	YCD	NB CANADA	4.500	04/04/25	4.500	50,000	168	1,050,000.00	4.563
	YCD	NB CANADA	4.500	04/04/25	4.500	50,000	168	1,050,000.00	4.563
	YCD	SOC GEN	4.520	04/04/25	4.520	50,000	182	1,142,555.56	4.583
	YCD	SOC GEN	4.520	04/04/25	4.520	50,000	182	1,142,555.56	4.583

**INVESTMENT TRANSACTIONS**

<u>DATE</u>	<u>TYPE</u>	<u>a/</u> <u>DESCRIPTION</u>	<u>CPN (%)</u>	<u>MATURITY</u> <u>DATE</u>	<u>b/</u> <u>TRANS</u> <u>YIELD (%)</u>	<u>d/</u> <u>PAR (\$)</u> <u>(000)</u>	<u>DAYS</u> <u>HELD</u>	<u>AMOUNT</u> <u>EARNED (\$)</u>	<u>EFFECTIVE</u> <u>YIELD (%)</u>
<b>04/04/25</b>	<b>PURCHASES</b>								
	CP	VERSAILLES		07/14/25	4.270	50,000			
	CP	TOYOTA		10/01/25	4.050	50,000			
	CP	TOYOTA		10/01/25	4.050	50,000			
	CP	ATLANTIC		10/03/25	4.270	50,000			
	DN	FHLMC		05/13/25	4.160	50,000			
	DN	FHLMC		05/13/25	4.160	50,000			
	DN	FHLB		08/01/25	4.025	50,000			
	DN	FHLB		08/01/25	4.025	50,000			
	DN	FFCB		08/08/25	4.090	50,000			
	DN	FFCB		08/08/25	4.090	50,000			
	TR	BILL		05/06/25	4.197	50,000			
	TR	BILL		05/06/25	4.197	50,000			
	TR	BILL		05/06/25	4.197	50,000			
	TR	BILL		05/06/25	4.200	50,000			
	TR	BILL		05/06/25	4.200	50,000			
	TR	BILL		05/06/25	4.200	50,000			
	TR	BILL		06/10/25	4.150	50,000			
	TR	BILL		06/10/25	4.150	50,000			
	TR	BILL		06/10/25	4.150	50,000			
	TR	BILL		06/10/25	4.150	50,000			
	TR	BILL		06/10/25	4.150	50,000			
	TR	BILL		06/10/25	4.150	50,000			
	TR	BILL		06/10/25	4.153	50,000			
	TR	BILL		06/10/25	4.153	50,000			
	TR	BILL		06/10/25	4.153	50,000			
	YCD	DNB	4.300	05/05/25	4.300	50,000			
	YCD	DNB	4.300	05/05/25	4.300	50,000			
	YCD	MUFG BK	4.250	08/01/25	4.250	50,000			
	YCD	MUFG BK	4.250	08/01/25	4.250	50,000			
	YCD	MIZUHO	4.260	08/29/25	4.260	50,000			
	YCD	MIZUHO	4.260	08/29/25	4.260	50,000			
	YCD	SOC GEN	4.110	10/24/25	4.110	50,000			
	YCD	SOC GEN	4.110	10/24/25	4.110	50,000			
<b>04/07/25</b>	<b>REDEMPTIONS</b>								
	CP	RABO NY		04/07/25	4.320	50,000	4	24,000.00	4.382
	CP	RABO NY		04/07/25	4.320	50,000	4	24,000.00	4.382
	CP	RABO NY		04/07/25	4.320	50,000	4	24,000.00	4.382
	CP	CR AG NY		04/07/25	4.250	50,000	24	141,666.67	4.321
	CP	CR AG NY		04/07/25	4.250	50,000	24	141,666.67	4.321
	CP	CR AG NY		04/07/25	4.250	50,000	24	141,666.67	4.321
	DN	FNMA		04/07/25	4.200	50,000	21	122,500.00	4.269
	DN	FNMA		04/07/25	4.200	50,000	21	122,500.00	4.269
	DN	FNMA		04/07/25	4.200	50,000	21	122,500.00	4.269

### INVESTMENT TRANSACTIONS

<u>DATE</u>	<u>TYPE</u>	<u>a/</u> <u>DESCRIPTION</u>	<u>CPN (%)</u>	<u>MATURITY</u> <u>DATE</u>	<u>b/</u> <u>TRANS</u> <u>YIELD (%)</u>	<u>d/</u> <u>PAR (\$)</u> <u>(000)</u>	<u>DAYS</u> <u>HELD</u>	<u>AMOUNT</u> <u>EARNED (\$)</u>	<u>EFFECTIVE</u> <u>YIELD (%)</u>
<b>04/07/25</b>	<b>PURCHASES</b>								
	CP	CR AG NY		04/21/25	4.310	50,000			
	CP	CR AG NY		04/21/25	4.310	50,000			
	CP	APPLE		05/30/25	4.290	50,000			
	CP	APPLE		05/30/25	4.290	50,000			
	CP	GOTHAM		06/23/25	4.300	50,000			
	CP	GOTHAM		06/23/25	4.300	50,000			
	DN	FFCB		08/08/25	4.010	50,000			
	DN	FFCB		08/08/25	4.010	50,000			
	TR	BILL		09/11/25	3.980	50,000			
	TR	BILL		09/11/25	3.980	50,000			
	TR	BILL		09/11/25	3.980	50,000			
	YCD	CIBC	4.270	10/24/25	4.270	50,000			
	YCD	CIBC	4.270	10/24/25	4.270	50,000			
<b>04/08/25</b>	<b>REDEMPTIONS</b>								
	TR	BILL		04/08/25	4.180	50,000	89	516,694.44	4.282
	TR	BILL		04/08/25	4.180	50,000	89	516,694.44	4.282
	TR	BILL		04/08/25	4.180	50,000	89	516,694.44	4.282
	TR	BILL		04/08/25	4.180	50,000	89	516,694.44	4.282
	TR	BILL		04/08/25	4.180	50,000	89	516,694.44	4.282
	TR	BILL		04/08/25	4.180	50,000	89	516,694.44	4.282
	TR	BILL		04/08/25	4.143	50,000	102	586,854.17	4.250
	TR	BILL		04/08/25	4.143	50,000	102	586,854.17	4.250
	TR	BILL		04/08/25	4.143	50,000	102	586,854.17	4.250
	TR	BILL		04/08/25	4.277	50,000	119	706,893.06	4.399
	TR	BILL		04/08/25	4.277	50,000	119	706,893.06	4.399
	TR	BILL		04/08/25	4.277	50,000	119	706,893.06	4.399
	TR	BILL		04/08/25	4.280	50,000	119	707,388.89	4.402
	TR	BILL		04/08/25	4.280	50,000	119	707,388.89	4.402
	TR	BILL		04/08/25	4.280	50,000	119	707,388.89	4.402
<b>04/08/25</b>	<b>PURCHASES</b>								
	CP	MUFG BK		04/24/25	4.310	50,000			
	CP	MUFG BK		04/24/25	4.310	50,000			
	CP	NATIXIS NY		08/08/25	4.260	50,000			
	CP	NATIXIS NY		08/08/25	4.260	50,000			
	CP	LIBERTY		08/08/25	4.330	50,000			
	CP	FAIRWAY		09/03/25	4.250	50,000			
	CP	BOFA		09/03/25	4.290	50,000			
	CP	BOFA		09/03/25	4.290	50,000			
	TR	BILL		07/29/25	4.200	50,000			
	TR	BILL		07/29/25	4.200	50,000			
	TR	BILL		07/29/25	4.200	50,000			

### INVESTMENT TRANSACTIONS

<u>DATE</u>	<u>TYPE</u>	<u>a/</u> <u>DESCRIPTION</u>	<u>CPN (%)</u>	<u>MATURITY</u> <u>DATE</u>	<u>b/</u> <u>TRANS</u> <u>YIELD (%)</u>	<u>d/</u> <u>PAR (\$)</u> <u>(000)</u>	<u>DAYS</u> <u>HELD</u>	<u>AMOUNT</u> <u>EARNED (\$)</u>	<u>EFFECTIVE</u> <u>YIELD (%)</u>
<b>04/08/25</b>	<b>PURCHASES (Continued)</b>								
	TR	BILL		07/29/25	4.203	50,000			
	TR	BILL		07/29/25	4.203	50,000			
	TR	BILL		07/29/25	4.203	50,000			
	YCD	SUMI TRUST	4.340	08/01/25	4.340	50,000			
	YCD	SUMI TRUST	4.340	08/01/25	4.340	50,000			
	YCD	BARCLAYS	4.310	10/01/25	4.310	50,000			
	YCD	BARCLAYS	4.310	10/01/25	4.310	50,000			
	YCD	BARCLAYS	4.230	04/01/26	4.230	50,000			
	YCD	BARCLAYS	4.230	04/01/26	4.230	50,000			
<b>04/09/25</b>	<b>REDEMPTIONS</b>								
	CP	MUFG BK		04/09/25	4.270	50,000	28	166,055.56	4.344
	CP	MUFG BK		04/09/25	4.270	50,000	28	166,055.56	4.344
	CP	MUFG BK		04/09/25	4.270	50,000	28	166,055.56	4.344
	YCD	DNB	4.310	04/09/25	4.310	50,000	28	167,611.11	4.370
	YCD	DNB	4.310	04/09/25	4.310	50,000	28	167,611.11	4.370
<b>04/09/25</b>	<b>PURCHASES</b>								
	CD	BOFA	4.240	12/01/25	4.240	50,000			
	CD	BOFA	4.240	12/01/25	4.240	50,000			
	CD	BOFA	4.200	04/01/26	4.200	50,000			
	CD	BOFA	4.200	04/01/26	4.200	50,000			
	CP	BNP NY		04/15/25	4.310	50,000			
	CP	BNP NY		04/15/25	4.310	50,000			
	CP	RABO NY		04/15/25	4.320	50,000			
	CP	RABO NY		04/15/25	4.320	50,000			
	CP	CR AG NY		05/01/25	4.330	50,000			
	CP	CR AG NY		05/01/25	4.330	50,000			
	CP	JUPITER		05/27/25	4.350	50,000			
	CP	JUPITER		05/27/25	4.350	50,000			
	CP	PROCTER		06/09/25	4.310	50,000			
	CP	PROCTER		06/09/25	4.310	50,000			
	CP	APPLE		06/30/25	4.250	50,000			
	CP	APPLE		06/30/25	4.250	50,000			
	CP	BOFA		07/25/25	4.380	50,000			
	CP	BOFA		07/25/25	4.380	50,000			
	CP	APPLE		08/08/25	4.190	50,000			
	CP	APPLE		08/08/25	4.190	50,000			
	CP	JOHNSON		09/08/25	4.140	50,000			
	CP	JOHNSON		09/08/25	4.140	50,000			
	DEB CL	FNMA	4.520	04/02/30	4.520	50,000			
	DEB CL	FNMA	4.520	04/02/30	4.520	50,000			
	DEB CL	FNMA	4.520	04/02/30	4.520	50,000			
	DN	FNMA		05/06/25	4.170	50,000			
	DN	FNMA		05/06/25	4.170	50,000			

**INVESTMENT TRANSACTIONS**

<u>DATE</u>	<u>TYPE</u>	<u>a/</u> <u>DESCRIPTION</u>	<u>CPN (%)</u>	<u>MATURITY</u> <u>DATE</u>	<u>b/</u> <u>TRANS</u> <u>YIELD (%)</u>	<u>d/</u> <u>PAR (\$)</u> <u>(000)</u>	<u>DAYS</u> <u>HELD</u>	<u>AMOUNT</u> <u>EARNED (\$)</u>	<u>EFFECTIVE</u> <u>YIELD (%)</u>
04/09/25	<b>PURCHASES (Continued)</b>								
	DN	FFCB		06/30/25	4.100	50,000			
	DN	FFCB		06/30/25	4.100	50,000			
	DN	FFCB		06/30/25	4.100	50,000			
	DN	FFCB		06/30/25	4.100	50,000			
	TR	BILL		06/03/25	4.225	50,000			
	TR	BILL		06/03/25	4.225	50,000			
	TR	BILL		06/03/25	4.225	50,000			
	TR	BILL		06/03/25	4.230	50,000			
	TR	BILL		06/03/25	4.230	50,000			
	TR	BILL		06/03/25	4.230	50,000			
	TR	BILL		06/10/25	4.190	50,000			
	TR	BILL		06/10/25	4.190	50,000			
	TR	BILL		06/10/25	4.190	50,000			
	TR	BILL		06/10/25	4.190	50,000			
	TR	BILL		06/10/25	4.190	50,000			
	TR	BILL		06/10/25	4.190	50,000			
	TR	BILL		06/10/25	4.190	50,000			
	TR	BILL		06/10/25	4.190	50,000			
	TR	BILL		06/10/25	4.190	50,000			
	TR	BILL		06/10/25	4.190	50,000			
	TR	BILL		06/10/25	4.190	50,000			
	TR	BILL		07/01/25	4.185	50,000			
	TR	BILL		07/01/25	4.185	50,000			
	TR	BILL		07/08/25	4.170	50,000			
	TR	BILL		07/08/25	4.170	50,000			
	TR	BILL		07/08/25	4.170	50,000			
	TR	BILL		07/08/25	4.170	50,000			
	TR	BILL		07/08/25	4.170	50,000			
	TR	BILL		07/08/25	4.170	50,000			
	TR	BILL		07/08/25	4.170	50,000			
	TR	BILL		07/08/25	4.170	50,000			
	TR	BILL		07/08/25	4.170	50,000			
	TR	BILL		07/08/25	4.170	50,000			
	TR	BILL		07/08/25	4.170	50,000			
	TR	BILL		07/08/25	4.170	50,000			
	TR	BILL		07/15/25	4.195	50,000			
	TR	BILL		07/15/25	4.195	50,000			
	TR	BILL		07/15/25	4.195	50,000			
	TR	BILL		07/15/25	4.195	50,000			
	TR	BILL		08/21/25	4.110	50,000			
	TR	BILL		08/21/25	4.110	50,000			
	TR	BILL		08/21/25	4.110	50,000			
	TR	BILL		08/21/25	4.110	50,000			
	TR	BILL		08/21/25	4.110	50,000			
	TR	BILL		08/21/25	4.110	50,000			
	TR	BILL		08/21/25	4.110	50,000			
	TR	BILL		08/21/25	4.110	50,000			
	TR	BILL		08/21/25	4.120	50,000			
	TR	BILL		08/21/25	4.120	50,000			
	TR	BILL		08/21/25	4.120	50,000			
	TR	BILL		10/02/25	4.003	50,000			
	TR	BILL		10/02/25	4.003	50,000			
	TR	BILL		10/02/25	4.003	50,000			

**INVESTMENT TRANSACTIONS**

<u>DATE</u>	<u>TYPE</u>	<u>a/</u> <u>DESCRIPTION</u>	<u>CPN (%)</u>	<u>MATURITY</u> <u>DATE</u>	<u>b/</u> <u>TRANS</u> <u>YIELD (%)</u>	<u>d/</u> <u>PAR (\$)</u> <u>(000)</u>	<u>DAYS</u> <u>HELD</u>	<u>AMOUNT</u> <u>EARNED (\$)</u>	<u>EFFECTIVE</u> <u>YIELD (%)</u>
<b>04/09/25</b>	<b>PURCHASES (Continued)</b>								
	YCD	DNB	4.310	04/22/25	4.310	50,000			
	YCD	DNB	4.310	04/22/25	4.310	50,000			
	YCD	NAT AUB	4.330	07/21/25	4.330	50,000			
	YCD	NAT AUB	4.330	07/21/25	4.330	50,000			
	YCD	MIZUHO	4.340	07/24/25	4.340	50,000			
	YCD	MIZUHO	4.340	07/24/25	4.340	50,000			
	YCD	TORONTO	4.300	10/24/25	4.300	50,000			
	YCD	TORONTO	4.300	10/24/25	4.300	50,000			
<b>04/10/25</b>	<b>REDEMPTIONS</b>								
	TR	BILL		04/10/25	4.225	50,000	49	287,534.72	4.308
	TR	BILL		04/10/25	4.225	50,000	49	287,534.72	4.308
	TR	BILL		04/10/25	4.225	50,000	49	287,534.72	4.308
	TR	BILL		04/10/25	4.225	50,000	49	287,534.72	4.308
	TR	BILL		04/10/25	4.225	50,000	49	287,534.72	4.308
	TR	BILL		04/10/25	4.225	50,000	49	287,534.72	4.308
	TR	BILL		04/10/25	4.328	50,000	170	1,021,770.83	4.479
	TR	BILL		04/10/25	4.328	50,000	170	1,021,770.83	4.479
	TR	BILL		04/10/25	4.330	50,000	170	1,022,361.11	4.482
	TR	BILL		04/10/25	4.330	50,000	170	1,022,361.11	4.482
<b>04/10/25</b>	<b>PURCHASES</b>								
	CD	BOFA	4.410	09/09/25	4.410	50,000			
	CD	BOFA	4.410	09/09/25	4.410	50,000			
	CP	COCA COLA		08/08/25	4.320	50,000			
	CP	COCA COLA		08/08/25	4.320	50,000			
	CP	APPLE		09/09/25	4.180	50,000			
	CP	APPLE		09/09/25	4.180	50,000			
	CP	THUNDER		10/06/25	4.180	50,000			
	DN	IBRD		06/12/25	4.240	50,000			
	DN	IBRD		06/12/25	4.240	50,000			
	DN	IBRD		06/30/25	4.210	50,000			
	DN	IBRD		06/30/25	4.210	50,000			
	DN	FFCB		08/08/25	4.080	50,000			
	DN	FFCB		08/08/25	4.080	50,000			
	DN	FHLB		09/09/25	4.055	50,000			
	DN	FHLB		09/09/25	4.055	50,000			
	DN	FHLB		09/26/25	4.035	50,000			
	DN	FHLB		09/26/25	4.035	50,000			
	DN	IFC		10/03/25	4.050	50,000			
	DN	IFC		10/03/25	4.050	50,000			
	TR	BILL		07/15/25	4.180	50,000			
	TR	BILL		07/15/25	4.180	50,000			
	TR	BILL		07/15/25	4.180	50,000			

**INVESTMENT TRANSACTIONS**

<u>DATE</u>	<u>TYPE</u>	<u>a/</u> <u>DESCRIPTION</u>	<u>CPN (%)</u>	<u>MATURITY</u> <u>DATE</u>	<u>b/</u> <u>TRANS</u> <u>YIELD (%)</u>	<u>d/</u> <u>PAR (\$)</u> <u>(000)</u>	<u>DAYS</u> <u>HELD</u>	<u>AMOUNT</u> <u>EARNED (\$)</u>	<u>EFFECTIVE</u> <u>YIELD (%)</u>
<b>04/10/25</b>	<b>PURCHASES (Continued)</b>								
	TR	BILL		07/15/25	4.180	50,000			
	TR	BILL		07/15/25	4.180	50,000			
	TR	BILL		07/15/25	4.180	50,000			
	TR	BILL		09/11/25	4.045	50,000			
	TR	BILL		09/11/25	4.045	50,000			
	TR	BILL		09/11/25	4.045	50,000			
	TR	BILL		09/11/25	4.050	50,000			
	TR	BILL		09/11/25	4.050	50,000			
	TR	BILL		09/11/25	4.050	50,000			
	TR	BILL		09/11/25	4.050	50,000			
	TR	BILL		09/11/25	4.050	50,000			
	TR	BILL		10/09/25	4.000	50,000			
	TR	BILL		10/09/25	4.000	50,000			
	TR	BILL		10/09/25	4.000	50,000			
	TR	BILL		10/09/25	4.000	50,000			
	TR	BILL		10/09/25	4.000	50,000			
	TR	BILL		10/09/25	4.000	50,000			
	TR	BILL		10/09/25	4.000	50,000			
	TR	BILL		10/09/25	4.015	50,000			
	TR	BILL		10/09/25	4.015	50,000			
	TR	BILL		10/09/25	4.015	50,000			
	TR	BILL		10/09/25	4.015	50,000			
	TR	BILL		10/09/25	4.034	50,000			
	TR	BILL		10/09/25	4.034	50,000			
	TR	BILL		10/09/25	4.034	50,000			
	TR	BILL		10/09/25	4.035	50,000			
	TR	BILL		10/09/25	4.035	50,000			
	TR	BILL		10/09/25	4.035	50,000			
	TR	BILL		10/09/25	4.036	50,000			
	TR	BILL		10/09/25	4.036	50,000			
	TR	BILL		10/09/25	4.036	50,000			
	YCD	SCOTIA	4.380	09/26/25	4.380	50,000			
	YCD	SCOTIA	4.380	09/26/25	4.380	50,000			
	YCD	ANZ	4.100	10/01/25	4.100	50,000			
	YCD	ANZ	4.100	10/01/25	4.100	50,000			
	YCD	BNP	4.400	10/01/25	4.400	50,000			
	YCD	BNP	4.400	10/01/25	4.400	50,000			
<b>04/11/25</b>	<b>REDEMPTIONS</b>								
	CP	BNP NY		04/11/25	4.310	50,000	10	59,861.11	4.375
	CP	BNP NY		04/11/25	4.310	50,000	10	59,861.11	4.375
	CP	BNP NY		04/11/25	4.310	50,000	10	59,861.11	4.375
	CP	BNP NY		04/11/25	4.310	50,000	10	59,861.11	4.375
	CP	RABO NY		04/11/25	4.320	50,000	10	60,000.00	4.385
	CP	RABO NY		04/11/25	4.320	50,000	10	60,000.00	4.385

**INVESTMENT TRANSACTIONS**

<u>DATE</u>	<u>TYPE</u>	<u>a/</u> <u>DESCRIPTION</u>	<u>CPN (%)</u>	<u>MATURITY</u> <u>DATE</u>	<u>b/</u> <u>TRANS</u> <u>YIELD (%)</u>	<u>d/</u> <u>PAR (\$)</u> <u>(000)</u>	<u>DAYS</u> <u>HELD</u>	<u>AMOUNT</u> <u>EARNED (\$)</u>	<u>EFFECTIVE</u> <u>YIELD (%)</u>
04/11/25	<b>REDEMPTIONS (Continued)</b>								
	CP	RABO NY		04/11/25	4.320	50,000	10	60,000.00	4.385
	CP	RABO NY		04/11/25	4.320	50,000	10	60,000.00	4.385
	CP	MUFG BK		04/11/25	4.260	50,000	18	106,500.00	4.328
	CP	MUFG BK		04/11/25	4.260	50,000	18	106,500.00	4.328
	CP	CR AG NY		04/11/25	4.280	50,000	30	178,333.33	4.355
	CP	CR AG NY		04/11/25	4.280	50,000	30	178,333.33	4.355
	CP	CR AG NY		04/11/25	4.280	50,000	30	178,333.33	4.355
	CP	COCA COLA		04/11/25	4.320	50,000	35	210,000.00	4.398
	CP	COCA COLA		04/11/25	4.320	50,000	35	210,000.00	4.398
	CP	DISNEY		04/11/25	4.370	50,000	74	449,138.89	4.471
	CP	DISNEY		04/11/25	4.370	50,000	74	449,138.89	4.471
	CP	OLD LINE		04/11/25	4.340	50,000	84	506,333.33	4.445
	CP	OLD LINE		04/11/25	4.340	50,000	84	506,333.33	4.445
	DN	FNMA		04/11/25	4.170	50,000	9	52,125.00	4.232
	DN	FNMA		04/11/25	4.170	50,000	9	52,125.00	4.232
	DN	FNMA		04/11/25	4.185	50,000	15	87,187.50	4.251
	DN	FNMA		04/11/25	4.185	50,000	15	87,187.50	4.251
	DN	FNMA		04/11/25	4.200	50,000	18	105,000.00	4.267
	DN	FNMA		04/11/25	4.200	50,000	18	105,000.00	4.267
	DN	FHLMC		04/11/25	4.200	50,000	18	105,000.00	4.267
	DN	FHLMC		04/11/25	4.200	50,000	18	105,000.00	4.267
	DN	FHLMC		04/11/25	4.195	50,000	21	122,354.17	4.264
	DN	FHLMC		04/11/25	4.195	50,000	21	122,354.17	4.264
	DN	FNMA		04/11/25	4.205	50,000	23	134,326.39	4.275
	DN	FNMA		04/11/25	4.205	50,000	23	134,326.39	4.275
	DN	FHLB		04/11/25	4.150	50,000	24	138,333.33	4.219
	DN	FHLB		04/11/25	4.150	50,000	24	138,333.33	4.219
	DN	FNMA		04/11/25	4.195	50,000	28	163,138.89	4.267
	DN	FNMA		04/11/25	4.195	50,000	28	163,138.89	4.267
	DN	FHLMC		04/11/25	4.195	50,000	28	163,138.89	4.267
	DN	FHLMC		04/11/25	4.195	50,000	28	163,138.89	4.267
	DN	FHLMC		04/11/25	4.195	50,000	28	163,138.89	4.267
	DN	FHLMC		04/11/25	4.195	50,000	28	163,138.89	4.267
	DN	FHLMC		04/11/25	4.200	50,000	30	175,000.00	4.273
	DN	FHLMC		04/11/25	4.200	50,000	30	175,000.00	4.273
	DN	FHLMC		04/11/25	4.200	50,000	30	175,000.00	4.273
	DN	FHLMC		04/11/25	4.200	50,000	30	175,000.00	4.273
	DN	IBRD		04/11/25	4.220	50,000	35	205,138.89	4.296
	DN	IBRD		04/11/25	4.220	50,000	35	205,138.89	4.296
	DN	FHLMC		04/11/25	4.210	50,000	37	216,347.22	4.287
	DN	FHLMC		04/11/25	4.210	50,000	37	216,347.22	4.287
	DN	FHLB		04/11/25	4.210	50,000	78	456,083.33	4.308
	DN	FHLB		04/11/25	4.210	50,000	78	456,083.33	4.308
	DN	FHLB		04/11/25	4.185	50,000	85	494,062.50	4.285
	DN	FHLB		04/11/25	4.185	50,000	85	494,062.50	4.285
	DN	FHLB		04/11/25	4.320	50,000	176	1,056,000.00	4.475
	DN	FHLB		04/11/25	4.320	50,000	176	1,056,000.00	4.475

### INVESTMENT TRANSACTIONS

<u>DATE</u>	<u>TYPE</u>	<u>a/</u> <u>DESCRIPTION</u>	<u>CPN (%)</u>	<u>MATURITY</u> <u>DATE</u>	<u>b/</u> <u>TRANS</u> <u>YIELD (%)</u>	<u>d/</u> <u>PAR (\$)</u> <u>(000)</u>	<u>DAYS</u> <u>HELD</u>	<u>AMOUNT</u> <u>EARNED (\$)</u>	<u>EFFECTIVE</u> <u>YIELD (%)</u>
<b>04/11/25</b>	<b>REDEMPTIONS (Continued)</b>								
	DN	FFCB		04/11/25	4.280	50,000	183	1,087,833.33	4.436
	DN	FFCB		04/11/25	4.280	50,000	183	1,087,833.33	4.436
	YCD	CR AG CIB	4.320	04/11/25	4.320	50,000	9	54,000.00	4.380
	YCD	CR AG CIB	4.320	04/11/25	4.320	50,000	9	54,000.00	4.380
	YCD	NORINCHUK	4.370	04/11/25	4.370	50,000	18	109,250.00	4.431
	YCD	NORINCHUK	4.370	04/11/25	4.370	50,000	18	109,250.00	4.431
	YCD	DNB	4.320	04/11/25	4.320	50,000	44	264,000.00	4.380
	YCD	DNB	4.320	04/11/25	4.320	50,000	44	264,000.00	4.380
	YCD	KBC	4.400	04/11/25	4.400	50,000	67	409,444.44	4.461
	YCD	KBC	4.400	04/11/25	4.400	50,000	67	409,444.44	4.461
	YCD	MUFG BK	4.450	04/11/25	4.450	50,000	87	537,708.33	4.512
	YCD	MUFG BK	4.450	04/11/25	4.450	50,000	87	537,708.33	4.512
	YCD	MIZUHO	4.490	04/11/25	4.490	50,000	105	654,791.67	4.552
	YCD	MIZUHO	4.490	04/11/25	4.490	50,000	105	654,791.67	4.552
	YCD	SUMI TRUST	4.490	04/11/25	4.490	50,000	105	654,791.67	4.552
	YCD	SUMI TRUST	4.490	04/11/25	4.490	50,000	105	654,791.67	4.552
	YCD	SWEDBANK	4.450	04/11/25	4.450	50,000	126	778,750.00	4.512
	YCD	SWEDBANK	4.450	04/11/25	4.450	50,000	126	778,750.00	4.512
	YCD	BNP	4.600	04/11/25	4.600	50,000	177	1,130,833.33	4.664
	YCD	BNP	4.600	04/11/25	4.600	50,000	177	1,130,833.33	4.664
	YCD	SUMITOMO	4.500	04/11/25	4.500	50,000	183	1,143,750.00	4.563
	YCD	SUMITOMO	4.500	04/11/25	4.500	50,000	183	1,143,750.00	4.563
	YCD	MONTREAL	4.450	04/11/25	4.450	50,000	185	1,143,402.78	4.512
	YCD	MONTREAL	4.450	04/11/25	4.450	50,000	185	1,143,402.78	4.512
<b>04/11/25</b>	<b>PURCHASES</b>								
	CP	BNP NY		04/15/25	4.310	50,000			
	CP	BNP NY		04/15/25	4.310	50,000			
	CP	BNP NY		04/15/25	4.310	50,000			
	CP	COCA COLA		06/27/25	4.350	50,000			
	CP	COCA COLA		06/27/25	4.350	50,000			
	CP	DISNEY		07/01/25	4.260	50,000			
	CP	DISNEY		07/01/25	4.260	50,000			
	CP	APPLE		10/24/25	4.160	50,000			
	CP	APPLE		10/24/25	4.160	50,000			
	DN	IADB		07/21/25	4.300	50,000			
	DN	IADB		07/21/25	4.300	50,000			
	DN	FFCB		09/09/25	4.010	50,000			
	DN	FFCB		09/09/25	4.010	50,000			
	DN	FHLB		09/09/25	4.035	50,000			
	DN	FHLB		09/09/25	4.035	50,000			
	DN	IBRD		10/01/25	4.080	50,000			
	DN	IBRD		10/01/25	4.080	50,000			
	DN	IBRD		10/01/25	4.080	50,000			
	DN	IBRD		10/01/25	4.080	50,000			

**INVESTMENT TRANSACTIONS**

<u>DATE</u>	<u>TYPE</u>	<u>a/</u> <u>DESCRIPTION</u>	<u>CPN (%)</u>	<u>MATURITY</u> <u>DATE</u>	<u>b/</u> <u>TRANS</u> <u>YIELD (%)</u>	<u>d/</u> <u>PAR (\$)</u> <u>(000)</u>	<u>DAYS</u> <u>HELD</u>	<u>AMOUNT</u> <u>EARNED (\$)</u>	<u>EFFECTIVE</u> <u>YIELD (%)</u>
<b>04/11/25</b>	<b>PURCHASES (Continued)</b>								
	DN	IBRD		10/24/25	4.050	50,000			
	DN	IBRD		10/24/25	4.050	50,000			
	TR	BILL		07/15/25	4.200	50,000			
	TR	BILL		07/15/25	4.200	50,000			
	TR	BILL		07/15/25	4.210	50,000			
	TR	BILL		07/15/25	4.210	50,000			
	TR	BILL		09/11/25	4.045	50,000			
	TR	BILL		09/11/25	4.045	50,000			
	TR	BILL		09/11/25	4.045	50,000			
	TR	BILL		09/11/25	4.045	50,000			
	TR	BILL		09/11/25	4.045	50,000			
	TR	BILL		09/11/25	4.045	50,000			
	TR	BILL		09/11/25	4.045	50,000			
	TR	BILL		09/11/25	4.045	50,000			
	TR	BILL		09/11/25	4.045	50,000			
	TR	BILL		09/11/25	4.045	50,000			
	TR	BILL		09/11/25	4.045	50,000			
	TR	BILL		09/11/25	4.045	50,000			
	TR	BILL		10/02/25	4.050	50,000			
	TR	BILL		10/02/25	4.050	50,000			
	TR	BILL		10/02/25	4.050	50,000			
	TR	BILL		10/02/25	4.060	50,000			
	TR	BILL		10/02/25	4.060	50,000			
	TR	BILL		10/02/25	4.060	50,000			
	TR	BILL		10/09/25	4.030	50,000			
	TR	BILL		10/09/25	4.030	50,000			
	TR	BILL		10/09/25	4.030	50,000			
	TR	BILL		10/09/25	4.035	50,000			
	TR	BILL		10/09/25	4.035	50,000			
	TR	BILL		10/09/25	4.035	50,000			
	TR	BILL		10/09/25	4.035	50,000			
	TR	BILL		10/09/25	4.040	50,000			
	TR	BILL		10/09/25	4.040	50,000			
	TR	BILL		10/09/25	4.040	50,000			
	TR	NOTE	4.000	02/28/30	4.188	50,000			
	TR	NOTE	4.000	02/28/30	4.188	50,000			
	TR	NOTE	4.000	02/28/30	4.188	50,000			
	TR	NOTE	4.000	02/28/30	4.188	50,000			
	TR	NOTE	4.000	02/28/30	4.188	50,000			
	TR	NOTE	4.000	02/28/30	4.188	50,000			
	YCD	NORINCHUK	4.400	06/30/25	4.400	50,000			
	YCD	NORINCHUK	4.400	06/30/25	4.400	50,000			
	YCD	MUFG BK	4.390	07/14/25	4.390	50,000			
	YCD	MUFG BK	4.390	07/14/25	4.390	50,000			
	YCD	BARCLAYS	4.420	11/24/25	4.420	50,000			
	YCD	BARCLAYS	4.420	11/24/25	4.420	50,000			

**04/14/25 NO REDEMPTIONS**

**INVESTMENT TRANSACTIONS**

<u>DATE</u>	<u>TYPE</u>	<u>a/</u> <u>DESCRIPTION</u>	<u>CPN (%)</u>	<u>MATURITY</u> <u>DATE</u>	<u>b/</u> <u>TRANS</u> <u>YIELD (%)</u>	<u>d/</u> <u>PAR (\$)</u> <u>(000)</u>	<u>DAYS</u> <u>HELD</u>	<u>AMOUNT</u> <u>EARNED (\$)</u>	<u>EFFECTIVE</u> <u>YIELD (%)</u>
<b>04/14/25</b>	<b>PURCHASES</b>								
	CP	APPLE		08/01/25	4.250	50,000			
	CP	APPLE		08/01/25	4.250	50,000			
	CP	CAFCO		09/26/25	4.380	50,000			
	CP	NATIXIS NY		10/01/25	4.330	50,000			
	CP	NATIXIS NY		10/01/25	4.330	50,000			
	DN	IBRD		08/29/25	4.210	50,000			
	DN	IBRD		08/29/25	4.210	50,000			
	DN	IBRD		09/09/25	4.160	50,000			
	DN	IBRD		09/09/25	4.160	50,000			
	DN	IBRD		10/24/25	4.090	50,000			
	DN	IBRD		10/24/25	4.090	50,000			
	TR	BILL		10/09/25	4.045	50,000			
	TR	BILL		10/09/25	4.045	50,000			
	TR	BILL		10/09/25	4.045	50,000			
	TR	BILL		10/09/25	4.050	50,000			
	TR	BILL		10/09/25	4.050	50,000			
	TR	BILL		10/09/25	4.050	50,000			
	TR	BILL		10/09/25	4.050	50,000			
	TR	BILL		10/09/25	4.055	50,000			
	TR	BILL		10/09/25	4.055	50,000			
	TR	BILL		10/09/25	4.055	50,000			
	YCD	UBS	4.360	11/24/25	4.360	50,000			
	YCD	UBS	4.360	11/24/25	4.360	50,000			
<b>04/15/25</b>	<b>REDEMPTIONS</b>								
	CP	BNP NY		04/15/25	4.310	50,000	4	23,944.44	4.372
	CP	BNP NY		04/15/25	4.310	50,000	4	23,944.44	4.372
	CP	BNP NY		04/15/25	4.310	50,000	4	23,944.44	4.372
	CP	BNP NY		04/15/25	4.310	50,000	6	35,916.67	4.373
	CP	BNP NY		04/15/25	4.310	50,000	6	35,916.67	4.373
	CP	RABO NY		04/15/25	4.320	50,000	6	36,000.00	4.383
	CP	RABO NY		04/15/25	4.320	50,000	6	36,000.00	4.383
	CP	MUFG BK		04/15/25	4.270	50,000	29	171,986.11	4.344
	CP	MUFG BK		04/15/25	4.270	50,000	29	171,986.11	4.344
	CP	SUMI TRUST		04/15/25	4.390	50,000	90	548,750.00	4.500
	CP	SUMI TRUST		04/15/25	4.390	50,000	90	548,750.00	4.500
	DN	FHLMC		04/15/25	4.205	50,000	28	163,527.78	4.277
	DN	FHLMC		04/15/25	4.205	50,000	28	163,527.78	4.277
	DN	FHLMC		04/15/25	4.210	50,000	39	228,041.67	4.288
	DN	FHLMC		04/15/25	4.210	50,000	39	228,041.67	4.288
	DN	IBRD		04/15/25	4.230	50,000	48	282,000.00	4.313
	DN	IBRD		04/15/25	4.230	50,000	48	282,000.00	4.313
	DN	FHLMC		04/15/25	4.220	50,000	49	287,194.44	4.303
	DN	FHLMC		04/15/25	4.220	50,000	49	287,194.44	4.303
	DN	FNMA		04/15/25	4.220	50,000	50	293,055.56	4.304
	DN	FNMA		04/15/25	4.220	50,000	50	293,055.56	4.304

**INVESTMENT TRANSACTIONS**

<u>DATE</u>	<u>TYPE</u>	<u>a/</u> <u>DESCRIPTION</u>	<u>CPN (%)</u>	<u>MATURITY</u> <u>DATE</u>	<u>b/</u> <u>TRANS</u> <u>YIELD (%)</u>	<u>d/</u> <u>PAR (\$)</u> <u>(000)</u>	<u>DAYS</u> <u>HELD</u>	<u>AMOUNT</u> <u>EARNED (\$)</u>	<u>EFFECTIVE</u> <u>YIELD (%)</u>
04/15/25	REDEMPTIONS (Continued)								
	DN	IBRD		04/15/25	4.240	50,000	61	359,222.22	4.330
	DN	IBRD		04/15/25	4.240	50,000	61	359,222.22	4.330
	DN	IBRD		04/15/25	4.230	50,000	63	370,125.00	4.321
	DN	IBRD		04/15/25	4.230	50,000	63	370,125.00	4.321
	DN	IBRD		04/15/25	4.230	50,000	63	370,125.00	4.321
	DN	IBRD		04/15/25	4.230	50,000	63	370,125.00	4.321
	DN	IBRD		04/15/25	4.210	50,000	77	450,236.11	4.307
	DN	IBRD		04/15/25	4.210	50,000	77	450,236.11	4.307
	DN	IBRD		04/15/25	4.210	50,000	77	450,236.11	4.307
	DN	IBRD		04/15/25	4.210	50,000	77	450,236.11	4.307
	DN	FHLB		04/15/25	4.200	50,000	81	472,500.00	4.299
	DN	FHLB		04/15/25	4.200	50,000	81	472,500.00	4.299
	DN	FHLB		04/15/25	4.200	50,000	81	472,500.00	4.299
	TR	BILL		04/15/25	4.220	50,000	41	240,305.56	4.299
	TR	BILL		04/15/25	4.220	50,000	41	240,305.56	4.299
	TR	BILL		04/15/25	4.220	50,000	41	240,305.56	4.299
	TR	BILL		04/15/25	4.226	50,000	41	240,647.22	4.305
	TR	BILL		04/15/25	4.226	50,000	41	240,647.22	4.305
	TR	BILL		04/15/25	4.226	50,000	41	240,647.22	4.305
	TR	BILL		04/15/25	4.173	50,000	75	434,687.50	4.265
	TR	BILL		04/15/25	4.173	50,000	75	434,687.50	4.265
	TR	BILL		04/15/25	4.173	50,000	75	434,687.50	4.265
	TR	BILL		04/15/25	4.175	50,000	75	434,895.83	4.270
	TR	BILL		04/15/25	4.175	50,000	75	434,895.83	4.270
	TR	BILL		04/15/25	4.175	50,000	75	434,895.83	4.270
	TR	BILL		04/15/25	4.190	50,000	90	523,750.00	4.293
	TR	BILL		04/15/25	4.190	50,000	90	523,750.00	4.293
	TR	BILL		04/15/25	4.190	50,000	90	523,750.00	4.293
	TR	BILL		04/15/25	4.190	50,000	90	523,750.00	4.293
	TR	BILL		04/15/25	4.195	50,000	90	524,375.00	4.298
	TR	BILL		04/15/25	4.195	50,000	90	524,375.00	4.298
	TR	BILL		04/15/25	4.195	50,000	90	524,375.00	4.298
	TR	BILL		04/15/25	4.195	50,000	90	524,375.00	4.298
	TR	BILL		04/15/25	4.195	50,000	91	530,201.39	4.299
	TR	BILL		04/15/25	4.195	50,000	91	530,201.39	4.299
	TR	BILL		04/15/25	4.195	50,000	91	530,201.39	4.299
	YCD	NORINCHUK	4.380	04/15/25	4.380	50,000	32	194,666.67	4.441
	YCD	NORINCHUK	4.380	04/15/25	4.380	50,000	32	194,666.67	4.441
	YCD	SE BANKEN	4.360	04/15/25	4.360	50,000	81	490,500.00	4.421
	YCD	CR AG CIB	4.330	04/15/25	4.330	50,000	91	547,263.89	4.390
	YCD	CR AG CIB	4.330	04/15/25	4.330	50,000	91	547,263.89	4.390

**INVESTMENT TRANSACTIONS**

<u>DATE</u>	<u>TYPE</u>	<u>a/</u> <u>DESCRIPTION</u>	<u>CPN (%)</u>	<u>MATURITY</u> <u>DATE</u>	<u>b/</u> <u>TRANS</u> <u>YIELD (%)</u>	<u>d/</u> <u>PAR (\$)</u> <u>(000)</u>	<u>DAYS</u> <u>HELD</u>	<u>AMOUNT</u> <u>EARNED (\$)</u>	<u>EFFECTIVE</u> <u>YIELD (%)</u>
04/15/25	<b>PURCHASES</b>								
	CP	ALPHABET		06/20/25	4.400	50,000			
	CP	ALPHABET		06/20/25	4.400	50,000			
	CP	SUMI TRUST		08/15/25	4.350	50,000			
	CP	SUMI TRUST		08/15/25	4.350	50,000			
	CP	APPLE		10/01/25	4.170	50,000			
	CP	APPLE		10/01/25	4.170	50,000			
	DN	FNMA		05/02/25	4.210	50,000			
	DN	FNMA		05/02/25	4.210	50,000			
	DN	FNMA		05/06/25	4.210	50,000			
	DN	FNMA		05/06/25	4.210	50,000			
	DN	IBRD		09/09/25	4.170	50,000			
	DN	IBRD		09/09/25	4.170	50,000			
	DN	IBRD		09/26/25	4.150	50,000			
	DN	IBRD		09/26/25	4.150	50,000			
	DN	IBRD		10/01/25	4.140	50,000			
	DN	IBRD		10/01/25	4.140	50,000			
	DN	IBRD		10/24/25	4.070	50,000			
	DN	IBRD		10/24/25	4.070	50,000			
	DN	IBRD		11/03/25	4.060	50,000			
	DN	IBRD		11/03/25	4.060	50,000			
	DN	IBRD		11/24/25	4.030	50,000			
	DN	IBRD		11/24/25	4.030	50,000			
	TR	BILL		08/12/25	4.200	50,000			
	TR	BILL		08/12/25	4.200	50,000			
	TR	BILL		08/12/25	4.200	50,000			
	TR	BILL		08/12/25	4.205	50,000			
	TR	BILL		08/12/25	4.205	50,000			
	TR	BILL		08/12/25	4.205	50,000			
	TR	BILL		08/12/25	4.208	50,000			
	TR	BILL		08/12/25	4.208	50,000			
	TR	BILL		08/12/25	4.208	50,000			
	TR	BILL		08/12/25	4.215	50,000			
	TR	BILL		08/12/25	4.215	50,000			
	TR	BILL		08/12/25	4.215	50,000			
	TR	BILL		08/12/25	4.218	50,000			
	TR	BILL		08/12/25	4.218	50,000			
	TR	BILL		08/12/25	4.218	50,000			
	TR	BILL		08/12/25	4.220	50,000			
	TR	BILL		08/12/25	4.220	50,000			
	TR	BILL		08/12/25	4.220	50,000			
	TR	NOTE	2.000	08/15/25	4.279	50,000			
	TR	NOTE	2.000	08/15/25	4.279	50,000			
	TR	NOTE	2.000	08/15/25	4.279	50,000			
	TR	NOTE	2.000	08/15/25	4.302	50,000			
	TR	NOTE	2.000	08/15/25	4.302	50,000			
	TR	NOTE	2.000	08/15/25	4.302	50,000			
	TR	NOTE	2.000	08/15/25	4.302	50,000			

### INVESTMENT TRANSACTIONS

<u>DATE</u>	<u>TYPE</u>	<u>a/</u> <u>DESCRIPTION</u>	<u>CPN (%)</u>	<u>MATURITY</u> <u>DATE</u>	<u>b/</u> <u>TRANS</u> <u>YIELD (%)</u>	<u>d/</u> <u>PAR (\$)</u> <u>(000)</u>	<u>DAYS</u> <u>HELD</u>	<u>AMOUNT</u> <u>EARNED (\$)</u>	<u>EFFECTIVE</u> <u>YIELD (%)</u>
04/15/25	<b>PURCHASES (Continued)</b>								
	TR	BILL		09/11/25	4.080	50,000			
	TR	BILL		09/11/25	4.080	50,000			
	TR	BILL		09/11/25	4.080	50,000			
	TR	BILL		09/11/25	4.080	50,000			
	TR	BILL		09/11/25	4.080	50,000			
	TR	BILL		09/11/25	4.080	50,000			
	TR	BILL		09/11/25	4.093	50,000			
	TR	BILL		09/11/25	4.093	50,000			
	TR	BILL		09/11/25	4.093	50,000			
	TR	BILL		09/25/25	4.035	50,000			
	TR	BILL		09/25/25	4.035	50,000			
	TR	BILL		09/25/25	4.035	50,000			
	TR	BILL		09/25/25	4.038	50,000			
	TR	BILL		09/25/25	4.038	50,000			
	TR	BILL		09/25/25	4.038	50,000			
	TR	BILL		09/25/25	4.040	50,000			
	TR	BILL		09/25/25	4.040	50,000			
	TR	BILL		09/25/25	4.040	50,000			
	TR	BILL		10/09/25	4.028	50,000			
	TR	BILL		10/09/25	4.028	50,000			
	TR	BILL		10/09/25	4.028	50,000			
	TR	BILL		10/09/25	4.030	50,000			
	TR	BILL		10/09/25	4.030	50,000			
	TR	BILL		10/09/25	4.030	50,000			
	TR	NOTE	5.000	10/31/25	4.156	50,000			
	TR	NOTE	5.000	10/31/25	4.156	50,000			
	TR	NOTE	5.000	10/31/25	4.156	50,000			
	TR	NOTE	5.000	10/31/25	4.156	50,000			
	TR	NOTE	5.000	10/31/25	4.156	50,000			
	TR	NOTE	5.000	10/31/25	4.156	50,000			
	TR	NOTE	5.000	10/31/25	4.185	50,000			
	TR	NOTE	5.000	10/31/25	4.185	50,000			
	TR	NOTE	5.000	10/31/25	4.185	50,000			
	YCD	KBC	4.410	07/01/25	4.410	50,000			
	YCD	KBC	4.410	07/01/25	4.410	50,000			
	YCD	MIZUHO	4.430	08/04/25	4.430	50,000			
	YCD	MIZUHO	4.430	08/04/25	4.430	50,000			
	YCD	SWEDBANK	4.410	08/11/25	4.410	50,000			
	YCD	SWEDBANK	4.410	08/11/25	4.410	50,000			
	YCD	SANTANDER	4.360	10/01/25	4.360	50,000			
	YCD	SANTANDER	4.360	10/01/25	4.360	50,000			
	YCD	CIC	4.410	10/01/25	4.410	50,000			
	YCD	CIC	4.410	10/01/25	4.410	50,000			
	YCD	SE BANKEN	4.380	11/03/25	4.380	50,000			
	YCD	SE BANKEN	4.380	11/03/25	4.380	50,000			

04/16/25 NO REDEMPTIONS

### INVESTMENT TRANSACTIONS

<u>DATE</u>	<u>TYPE</u>	<u>a/</u> <u>DESCRIPTION</u>	<u>CPN (%)</u>	<u>MATURITY</u> <u>DATE</u>	<u>b/</u> <u>TRANS</u> <u>YIELD (%)</u>	<u>d/</u> <u>PAR (\$)</u> <u>(000)</u>	<u>DAYS</u> <u>HELD</u>	<u>AMOUNT</u> <u>EARNED (\$)</u>	<u>EFFECTIVE</u> <u>YIELD (%)</u>
04/16/25	<b>PURCHASES</b>								
	CP	UNITEDHEALTH		05/05/25	4.420	50,000			
	CP	MUFG BK		06/27/25	4.380	50,000			
	CP	MUFG BK		06/27/25	4.380	50,000			
	CP	SOC GEN NY		08/11/25	4.420	50,000			
	CP	SOC GEN NY		08/11/25	4.420	50,000			
	CP	BOFA		12/29/25	4.260	50,000			
	CP	BOFA		12/29/25	4.260	50,000			
	DN	FHLB		09/22/25	4.060	50,000			
	DN	FHLB		09/22/25	4.060	50,000			
	DN	FFCB		09/29/25	4.010	50,000			
	DN	FFCB		09/29/25	4.010	50,000			
	DN	IBRD		10/01/25	4.120	50,000			
	DN	IBRD		10/01/25	4.120	50,000			
	DN	IBRD		10/06/25	4.110	50,000			
	DN	IBRD		10/06/25	4.110	50,000			
	DN	FHLB		10/24/25	3.990	50,000			
	DN	FHLB		10/24/25	3.990	50,000			
	DN	IBRD		12/01/25	4.030	50,000			
	DN	IBRD		12/01/25	4.030	50,000			
	TR	BILL		07/17/25	4.195	50,000			
	TR	BILL		07/17/25	4.195	50,000			
	TR	BILL		07/17/25	4.195	50,000			
	TR	BILL		08/12/25	4.205	50,000			
	TR	BILL		08/12/25	4.205	50,000			
	TR	BILL		08/12/25	4.205	50,000			
	TR	BILL		08/12/25	4.210	50,000			
	TR	BILL		08/12/25	4.210	50,000			
	TR	BILL		08/12/25	4.210	50,000			
	TR	BILL		10/09/25	4.040	50,000			
	TR	BILL		10/09/25	4.040	50,000			
	TR	BILL		10/09/25	4.040	50,000			
	TR	BILL		10/09/25	4.040	50,000			
	TR	BILL		10/09/25	4.040	50,000			
	TR	BILL		10/09/25	4.040	50,000			
	TR	BILL		10/09/25	4.040	50,000			
	TR	NOTE	5.000	10/31/25	4.159	50,000			
	TR	NOTE	5.000	10/31/25	4.159	50,000			
	TR	NOTE	5.000	10/31/25	4.159	50,000			
	TR	NOTE	5.000	10/31/25	4.167	50,000			
	TR	NOTE	5.000	10/31/25	4.167	50,000			
	TR	NOTE	5.000	10/31/25	4.167	50,000			
	TR	NOTE	4.125	02/28/27	3.846	50,000			
	TR	NOTE	4.125	02/28/27	3.846	50,000			
	TR	NOTE	4.125	02/28/27	3.846	50,000			

### INVESTMENT TRANSACTIONS

<u>DATE</u>	<u>TYPE</u>	<u>a/</u> <u>DESCRIPTION</u>	<u>CPN (%)</u>	<u>MATURITY</u> <u>DATE</u>	<u>b/</u> <u>TRANS</u> <u>YIELD (%)</u>	<u>d/</u> <u>PAR (\$)</u> <u>(000)</u>	<u>DAYS</u> <u>HELD</u>	<u>AMOUNT</u> <u>EARNED (\$)</u>	<u>EFFECTIVE</u> <u>YIELD (%)</u>
<b>04/16/25</b>	<b>PURCHASES (Continued)</b>								
	TR	NOTE	4.125	02/28/27	3.846	50,000			
	TR	NOTE	4.125	02/28/27	3.846	50,000			
	TR	NOTE	4.125	02/28/27	3.846	50,000			
	TR	NOTE	4.125	02/28/27	3.852	50,000			
	TR	NOTE	4.125	02/28/27	3.852	50,000			
	TR	NOTE	4.125	02/28/27	3.852	50,000			
	YCD	SVENSKA	4.370	07/07/25	4.370	50,000			
	YCD	SVENSKA	4.370	07/07/25	4.370	50,000			
	YCD	BNP	4.410	07/25/25	4.410	50,000			
	YCD	BNP	4.410	07/25/25	4.410	50,000			
	YCD	CR AG CIB	4.410	08/11/25	4.410	50,000			
	YCD	CR AG CIB	4.410	08/11/25	4.410	50,000			
	YCD	ANZ	4.120	10/24/25	4.120	50,000			
	YCD	ANZ	4.120	10/24/25	4.120	50,000			
	YCD	CB AUS	4.190	10/24/25	4.190	50,000			
	YCD	CB AUS	4.190	10/24/25	4.190	50,000			
	YCD	UBS	4.230	04/01/26	4.230	50,000			
	YCD	UBS	4.230	04/01/26	4.230	50,000			
<b>04/17/25</b>	<b>NO REDEMPTIONS</b>								
<b>04/17/25</b>	<b>PURCHASES</b>								
	CP	CR AG NY		05/28/25	4.320	50,000			
	CP	CR AG NY		05/28/25	4.320	50,000			
	CP	DEERE CAP		07/15/25	4.370	50,000			
	CP	OLD LINE		09/26/25	4.340	50,000			
	CP	PEPSICO		10/06/25	4.120	50,000			
	DEB CL	FHLB	4.720	10/29/29	4.718	50,000			
	DEB CL	FHLB	4.720	10/29/29	4.718	50,000			
	DEB CL	FHLB	4.720	10/29/29	4.718	50,000			
	DEB CL	FHLMC	4.550	03/26/30	4.551	50,000			
	DEB CL	FHLMC	4.550	03/26/30	4.551	50,000			
	DEB CL	FHLMC	4.550	03/26/30	4.551	50,000			
	DN	IBRD		08/08/25	4.220	50,000			
	DN	IBRD		08/08/25	4.220	50,000			
	DN	IBRD		08/08/25	4.220	50,000			
	DN	IBRD		08/08/25	4.220	50,000			
	DN	IBRD		08/29/25	4.200	50,000			
	DN	IBRD		08/29/25	4.200	50,000			
	DN	IBRD		09/26/25	4.120	50,000			
	DN	IBRD		09/26/25	4.120	50,000			
	DN	IBRD		11/24/25	4.040	50,000			
	DN	IBRD		11/24/25	4.040	50,000			
	DN	IBRD		04/01/26	3.900	50,000			
	DN	IBRD		04/01/26	3.900	50,000			
	DN	IBRD		04/01/26	3.900	50,000			

**INVESTMENT TRANSACTIONS**

<u>DATE</u>	<u>a/</u> <u>TYPE</u>	<u>DESCRIPTION</u>	<u>CPN (%)</u>	<u>MATURITY</u> <u>DATE</u>	<u>b/</u> <u>TRANS</u> <u>YIELD (%)</u>	<u>d/</u> <u>PAR (\$)</u> <u>(000)</u>	<u>DAYS</u> <u>HELD</u>	<u>AMOUNT</u> <u>EARNED (\$)</u>	<u>EFFECTIVE</u> <u>YIELD (%)</u>
<b>04/17/25</b>	<b>PURCHASES (Continued)</b>								
	TR	BILL		06/10/25	4.210	50,000			
	TR	BILL		06/10/25	4.210	50,000			
	TR	BILL		06/10/25	4.210	50,000			
	TR	BILL		06/10/25	4.210	50,000			
	TR	BILL		07/08/25	4.190	50,000			
	TR	BILL		07/08/25	4.190	50,000			
	TR	BILL		07/08/25	4.190	50,000			
	TR	BILL		07/10/25	4.180	50,000			
	TR	BILL		07/10/25	4.180	50,000			
	TR	BILL		07/10/25	4.180	50,000			
	TR	BILL		07/10/25	4.180	50,000			
	TR	BILL		07/10/25	4.180	50,000			
	TR	BILL		07/10/25	4.180	50,000			
	TR	BILL		07/17/25	4.195	50,000			
	TR	BILL		07/17/25	4.195	50,000			
	TR	BILL		07/17/25	4.195	50,000			
	TR	BILL		07/17/25	4.200	50,000			
	TR	BILL		07/17/25	4.200	50,000			
	TR	BILL		07/17/25	4.200	50,000			
	TR	BILL		08/12/25	4.205	50,000			
	TR	BILL		08/12/25	4.205	50,000			
	TR	BILL		08/12/25	4.205	50,000			
	TR	BILL		08/12/25	4.211	50,000			
	TR	BILL		08/12/25	4.211	50,000			
	TR	BILL		08/12/25	4.211	50,000			
	TR	BILL		10/09/25	4.040	50,000			
	TR	BILL		10/09/25	4.040	50,000			
	TR	BILL		10/09/25	4.040	50,000			
	YCD	NORINCHUK	4.380	05/27/25	4.380	50,000			
	YCD	NORINCHUK	4.380	05/27/25	4.380	50,000			
	YCD	SCOTIA	4.320	11/24/25	4.320	50,000			
	YCD	MONTREAL	4.260	04/01/26	4.260	50,000			
	YCD	MONTREAL	4.260	04/01/26	4.260	50,000			
<b>04/18/25</b>	<b>NO REDEMPTIONS</b>								
<b>04/18/25</b>	<b>NO PURCHASES</b>								
<b>04/21/25</b>	<b>REDEMPTIONS</b>								
	CP	CR AG NY		04/21/25	4.310	50,000	14	83,805.56	4.377
	CP	CR AG NY		04/21/25	4.310	50,000	14	83,805.56	4.377
	CP	JUPITER		04/21/25	4.350	50,000	61	368,541.67	4.443
	CP	JOHNSON		04/21/25	4.260	50,000	69	408,250.00	4.355
	CP	ATLANTIC		04/21/25	4.530	50,000	186	1,170,250.00	4.703
	CP	ATLANTIC		04/21/25	4.530	50,000	186	1,170,250.00	4.703

**INVESTMENT TRANSACTIONS**

<u>DATE</u>	<u>TYPE</u>	<u>a/</u> <u>DESCRIPTION</u>	<u>CPN (%)</u>	<u>MATURITY</u> <u>DATE</u>	<u>b/</u> <u>TRANS</u> <u>YIELD (%)</u>	<u>d/</u> <u>PAR (\$)</u> <u>(000)</u>	<u>DAYS</u> <u>HELD</u>	<u>AMOUNT</u> <u>EARNED (\$)</u>	<u>EFFECTIVE</u> <u>YIELD (%)</u>
<b>04/21/25</b>	<b>REDEMPTIONS (Continued)</b>								
	DN	FNMA		04/21/25	4.180	50,000	18	104,500.00	4.247
	DN	FNMA		04/21/25	4.180	50,000	18	104,500.00	4.247
	DN	IBRD		04/21/25	4.230	50,000	34	199,750.00	4.306
	DN	IBRD		04/21/25	4.230	50,000	34	199,750.00	4.306
	DN	FNMA		04/21/25	4.200	50,000	35	204,166.67	4.276
	DN	FNMA		04/21/25	4.200	50,000	35	204,166.67	4.276
	DN	FNMA		04/21/25	4.200	50,000	35	204,166.67	4.276
	DN	IADB		04/21/25	4.240	50,000	53	312,111.11	4.326
	DN	FHLB		04/21/25	4.225	50,000	54	316,875.00	4.311
	DN	IFC		04/21/25	4.250	50,000	118	696,527.78	4.370
	DN	IFC		04/21/25	4.250	50,000	118	696,527.78	4.370
	DN	FFCB		04/21/25	4.260	50,000	175	1,035,416.67	4.411
	DN	FFCB		04/21/25	4.260	50,000	175	1,035,416.67	4.411
	DN	FHLB		04/21/25	4.280	50,000	182	1,081,888.89	4.435
	YCD	MIZUHO	4.450	04/21/25	4.450	50,000	112	692,222.22	4.512
	YCD	MIZUHO	4.450	04/21/25	4.450	50,000	112	692,222.22	4.512
	YCD	NATIXIS	4.630	04/21/25	4.630	50,000	185	1,189,652.78	4.694
	YCD	NATIXIS	4.630	04/21/25	4.630	50,000	185	1,189,652.78	4.694
	YCD	RABOBANK	4.595	04/21/25	4.595	50,000	192	1,225,333.33	4.659
<b>04/21/25</b>	<b>PURCHASES</b>								
	CP	BNP NY		04/24/25	4.310	50,000			
	CP	BNP NY		04/24/25	4.310	50,000			
	CP	BNP NY		04/24/25	4.310	50,000			
	CP	RABO NY		04/24/25	4.320	50,000			
	CP	RABO NY		04/24/25	4.320	50,000			
	CP	RABO NY		04/24/25	4.320	50,000			
	CP	CHARIOT		05/30/25	4.400	50,000			
	CP	CHARIOT		05/30/25	4.400	50,000			
	CP	PEPSICO		09/19/25	4.150	50,000			
	CP	PEPSICO		09/19/25	4.150	50,000			
	DN	FHLB		08/04/25	4.140	50,000			
	DN	FHLB		08/04/25	4.140	50,000			
	DN	IBRD		09/22/25	4.150	50,000			
	DN	IBRD		09/22/25	4.150	50,000			
	DN	IBRD		09/22/25	4.150	50,000			
	DN	IBRD		10/03/25	4.120	50,000			
	DN	IBRD		10/03/25	4.120	50,000			
	DN	IBRD		10/24/25	4.100	50,000			
	DN	IBRD		10/24/25	4.100	50,000			
	TR	NOTE	5.000	10/31/25	4.146	50,000			
	TR	NOTE	5.000	10/31/25	4.146	50,000			
	TR	NOTE	5.000	10/31/25	4.146	50,000			
	TR	NOTE	5.000	10/31/25	4.161	50,000			
	TR	NOTE	5.000	10/31/25	4.161	50,000			
	TR	NOTE	5.000	10/31/25	4.161	50,000			

**INVESTMENT TRANSACTIONS**

<u>DATE</u>	<u>TYPE</u>	<u>a/</u> <u>DESCRIPTION</u>	<u>CPN (%)</u>	<u>MATURITY</u> <u>DATE</u>	<u>b/</u> <u>TRANS</u> <u>YIELD (%)</u>	<u>d/</u> <u>PAR (\$)</u> <u>(000)</u>	<u>DAYS</u> <u>HELD</u>	<u>AMOUNT</u> <u>EARNED (\$)</u>	<u>EFFECTIVE</u> <u>YIELD (%)</u>
<b>04/21/25</b>	<b>PURCHASES (Continued)</b>								
	YCD	MUFG BK	4.440	08/29/25	4.440	50,000			
	YCD	MUFG BK	4.440	08/29/25	4.440	50,000			
	YCD	MUFG BK	4.440	08/29/25	4.440	50,000			
	YCD	MONTREAL	4.360	10/24/25	4.360	50,000			
	YCD	NATIXIS	4.410	10/27/25	4.410	50,000			
	YCD	NATIXIS	4.410	10/27/25	4.410	50,000			
<b>04/22/25</b>	<b>REDEMPTIONS</b>								
	TR	BILL		04/22/25	4.213	50,000	36	210,625.00	4.289
	TR	BILL		04/22/25	4.213	50,000	36	210,625.00	4.289
	TR	BILL		04/22/25	4.213	50,000	36	210,625.00	4.289
	TR	BILL		04/22/25	4.231	50,000	119	699,290.28	4.351
	TR	BILL		04/22/25	4.231	50,000	119	699,290.28	4.351
	TR	BILL		04/22/25	4.231	50,000	119	699,290.28	4.351
	TR	BILL		04/22/25	4.231	50,000	119	699,290.28	4.351
	YCD	DNB	4.310	04/22/25	4.310	50,000	13	77,819.44	4.370
	YCD	DNB	4.310	04/22/25	4.310	50,000	13	77,819.44	4.370
<b>04/22/25</b>	<b>PURCHASES</b>								
	CD	BOFA	4.170	02/02/26	4.170	50,000			
	CD	BOFA	4.170	02/02/26	4.170	50,000			
	CP	DEERE CAP		07/09/25	4.360	50,000			
	CP	APPLE		09/19/25	4.200	50,000			
	CP	APPLE		09/19/25	4.200	50,000			
	DN	FFCB		08/08/25	4.120	50,000			
	DN	FFCB		08/08/25	4.120	50,000			
	DN	FHLB		09/03/25	4.090	50,000			
	DN	FHLB		09/03/25	4.090	50,000			
	DN	FHLB		09/22/25	4.055	50,000			
	DN	FHLB		09/22/25	4.055	50,000			
	DN	FHLB		10/06/25	4.040	50,000			
	DN	FHLB		10/06/25	4.040	50,000			
	TR	BILL		07/01/25	4.163	50,000			
	TR	BILL		07/01/25	4.163	50,000			
	TR	BILL		07/01/25	4.163	50,000			
	TR	BILL		10/09/25	4.038	50,000			
	TR	BILL		10/09/25	4.038	50,000			
	TR	BILL		10/09/25	4.038	50,000			
	TR	BILL		10/09/25	4.040	50,000			
	TR	BILL		10/09/25	4.040	50,000			
	TR	BILL		10/09/25	4.040	50,000			
	TR	BILL		10/09/25	4.040	50,000			
	TR	BILL		10/09/25	4.040	50,000			
	TR	BILL		10/09/25	4.040	50,000			

**INVESTMENT TRANSACTIONS**

<u>DATE</u>	<u>TYPE</u>	<u>a/</u> <u>DESCRIPTION</u>	<u>CPN (%)</u>	<u>MATURITY</u> <u>DATE</u>	<u>b/</u> <u>TRANS</u> <u>YIELD (%)</u>	<u>d/</u> <u>PAR (\$)</u> <u>(000)</u>	<u>DAYS</u> <u>HELD</u>	<u>AMOUNT</u> <u>EARNED (\$)</u>	<u>EFFECTIVE</u> <u>YIELD (%)</u>
<b>04/22/25</b>	<b>PURCHASES (Continued)</b>								
	YCD	KBC	4.420	06/23/25	4.420	50,000			
	YCD	KBC	4.420	06/23/25	4.420	50,000			
	YCD	DNB	4.380	06/27/25	4.380	50,000			
	YCD	DNB	4.380	06/27/25	4.380	50,000			
	YCD	CR AG CIB	4.410	09/26/25	4.410	50,000			
	YCD	CR AG CIB	4.410	09/26/25	4.410	50,000			
	YCD	SCOTIA	4.290	12/29/25	4.290	50,000			
	YCD	SCOTIA	4.290	12/29/25	4.290	50,000			
<b>04/23/25</b>	<b>NO REDEMPTIONS</b>								
<b>04/23/25</b>	<b>PURCHASES</b>								
	CB	BOFA	3.500	04/19/26	4.386	30,000			
	CP	SCOTIA NY		10/24/25	4.270	50,000			
	CP	SCOTIA NY		10/24/25	4.270	50,000			
	DEB	FFCB	3.875	04/23/29	3.886	50,000			
	DEB	FFCB	3.875	04/23/29	3.886	50,000			
	DN	FHLB		05/01/25	4.180	50,000			
	DN	FHLB		05/01/25	4.180	50,000			
	DN	FHLB		09/03/25	4.105	50,000			
	DN	FHLB		09/03/25	4.105	50,000			
	DN	FFCB		09/09/25	4.060	50,000			
	DN	FFCB		09/09/25	4.060	50,000			
	DN	IBRD		09/09/25	4.150	50,000			
	DN	IBRD		09/09/25	4.150	50,000			
	DN	IFC		10/27/25	4.040	50,000			
	DN	IFC		10/27/25	4.040	50,000			
<b>04/24/25</b>	<b>REDEMPTIONS</b>								
	CP	BNP NY		04/24/25	4.310	50,000	3	17,958.33	4.371
	CP	BNP NY		04/24/25	4.310	50,000	3	17,958.33	4.371
	CP	BNP NY		04/24/25	4.310	50,000	3	17,958.33	4.371
	CP	RABO NY		04/24/25	4.320	50,000	3	18,000.00	4.382
	CP	RABO NY		04/24/25	4.320	50,000	3	18,000.00	4.382
	CP	RABO NY		04/24/25	4.320	50,000	3	18,000.00	4.382
	CP	MUFG BK		04/24/25	4.310	50,000	16	95,777.78	4.378
	CP	MUFG BK		04/24/25	4.310	50,000	16	95,777.78	4.378
	CP	DEERE CAP		04/24/25	4.300	50,000	35	209,027.78	4.378
	CP	CR AG NY		04/24/25	4.310	50,000	50	299,305.56	4.396
	CP	CR AG NY		04/24/25	4.310	50,000	50	299,305.56	4.396
	DN	FHLMC		04/24/25	4.200	50,000	36	210,000.00	4.276
	DN	FHLMC		04/24/25	4.200	50,000	36	210,000.00	4.276
	DN	IBRD		04/24/25	4.230	50,000	57	334,875.00	4.318
	DN	IBRD		04/24/25	4.230	50,000	57	334,875.00	4.318

**INVESTMENT TRANSACTIONS**

<u>DATE</u>	<u>TYPE</u>	<u>a/</u> <u>DESCRIPTION</u>	<u>CPN (%)</u>	<u>MATURITY</u> <u>DATE</u>	<u>b/</u> <u>TRANS</u> <u>YIELD (%)</u>	<u>d/</u> <u>PAR (\$)</u> <u>(000)</u>	<u>DAYS</u> <u>HELD</u>	<u>AMOUNT</u> <u>EARNED (\$)</u>	<u>EFFECTIVE</u> <u>YIELD (%)</u>
<b>04/24/25</b>	<b>REDEMPTIONS (Continued)</b>								
	DN	FHLB		04/24/25	4.225	50,000	76	445,972.22	4.322
	DN	FHLB		04/24/25	4.225	50,000	76	445,972.22	4.322
	DN	FHLB		04/24/25	4.160	50,000	107	618,222.22	4.271
	DN	FHLB		04/24/25	4.160	50,000	107	618,222.22	4.271
	TR	BILL		04/24/25	4.280	50,000	139	826,277.78	4.412
	TR	BILL		04/24/25	4.280	50,000	139	826,277.78	4.412
	TR	BILL		04/24/25	4.280	50,000	139	826,277.78	4.412
	TR	BILL		04/24/25	4.280	50,000	139	826,277.78	4.412
	TR	BILL		04/24/25	4.280	50,000	139	826,277.78	4.412
	TR	BILL		04/24/25	4.318	50,000	176	1,055,388.89	4.472
	TR	BILL		04/24/25	4.318	50,000	176	1,055,388.89	4.472
	TR	BILL		04/24/25	4.318	50,000	176	1,055,388.89	4.472
	TR	BILL		04/24/25	4.360	50,000	178	1,077,888.89	4.518
	TR	BILL		04/24/25	4.360	50,000	178	1,077,888.89	4.518
	TR	BILL		04/24/25	4.360	50,000	178	1,077,888.89	4.518
	TR	BILL		04/24/25	4.366	50,000	178	1,079,372.22	4.524
	TR	BILL		04/24/25	4.366	50,000	178	1,079,372.22	4.524
	TR	BILL		04/24/25	4.366	50,000	178	1,079,372.22	4.524
	TR	BILL		04/24/25	4.326	50,000	182	1,093,516.67	4.484
	TR	BILL		04/24/25	4.326	50,000	182	1,093,516.67	4.484
	TR	BILL		04/24/25	4.326	50,000	182	1,093,516.67	4.484
	TR	BILL		04/24/25	4.326	50,000	182	1,093,516.67	4.484
	TR	BILL		04/24/25	4.326	50,000	182	1,093,516.67	4.484
	TR	BILL		04/24/25	4.326	50,000	182	1,093,516.67	4.484
	TR	BILL		04/24/25	4.326	50,000	182	1,093,516.67	4.484
	TR	BILL		04/24/25	4.326	50,000	182	1,093,516.67	4.484
	TR	BILL		04/24/25	4.328	50,000	182	1,093,895.83	4.486
	TR	BILL		04/24/25	4.328	50,000	182	1,093,895.83	4.486
	TR	BILL		04/24/25	4.328	50,000	182	1,093,895.83	4.486
<b>04/24/25</b>	<b>PURCHASES</b>								
	CP	APPLE		07/02/25	4.320	50,000			
	CP	MIZUHO NY		09/03/25	4.330	50,000			
	CP	MIZUHO NY		09/03/25	4.330	50,000			
	CP	SCOTIA NY		01/02/26	4.160	50,000			
	CP	SCOTIA NY		01/02/26	4.160	50,000			
	DN	IBRD		01/02/26	4.000	50,000			
	DN	IBRD		01/02/26	4.000	50,000			
	TR	BILL		10/23/25	4.055	50,000			
	TR	BILL		10/23/25	4.055	50,000			
	TR	BILL		10/23/25	4.055	50,000			
	TR	BILL		10/23/25	4.055	50,000			

**INVESTMENT TRANSACTIONS**

<u>DATE</u>	<u>TYPE</u>	<u>a/</u> <u>DESCRIPTION</u>	<u>CPN (%)</u>	<u>MATURITY</u> <u>DATE</u>	<u>b/</u> <u>TRANS</u> <u>YIELD (%)</u>	<u>d/</u> <u>PAR (\$)</u> <u>(000)</u>	<u>DAYS</u> <u>HELD</u>	<u>AMOUNT</u> <u>EARNED (\$)</u>	<u>EFFECTIVE</u> <u>YIELD (%)</u>
<b>04/25/25</b>	<b>REDEMPTIONS</b>								
	CP	CAFCO		04/25/25	4.500	50,000	136	850,000.00	4.641
	CP	PEPSICO		04/25/25	4.300	50,000	192	1,146,666.67	4.462
	DN	FHLMC		04/25/25	4.200	50,000	37	215,833.33	4.277
	DN	FHLMC		04/25/25	4.200	50,000	37	215,833.33	4.277
	DN	IFC		04/25/25	4.250	50,000	122	720,138.89	4.372
	DN	IFC		04/25/25	4.250	50,000	122	720,138.89	4.372
	DN	FHLB		04/25/25	4.200	50,000	130	758,333.33	4.324
	DN	FHLB		04/25/25	4.200	50,000	130	758,333.33	4.324
	DN	FHLB		04/25/25	4.325	50,000	178	1,069,236.11	4.481
	DN	FHLB		04/25/25	4.325	50,000	178	1,069,236.11	4.481
	DN	FHLB		04/25/25	4.325	50,000	178	1,069,236.11	4.481
	DN	FHLB		04/25/25	4.290	50,000	179	1,066,541.67	4.444
	DN	FHLB		04/25/25	4.290	50,000	179	1,066,541.67	4.444
	DN	FHLB		04/25/25	4.325	50,000	182	1,093,263.89	4.483
	DN	FHLB		04/25/25	4.325	50,000	182	1,093,263.89	4.483
	DN	FHLB		04/25/25	4.250	50,000	191	1,127,430.56	4.408
	DN	FHLB		04/25/25	4.250	50,000	191	1,127,430.56	4.408
	DN	FFCB		04/25/25	4.260	50,000	196	1,159,666.67	4.422
	DN	FFCB		04/25/25	4.260	50,000	196	1,159,666.67	4.422
	YCD	DNB	4.310	04/25/25	4.310	50,000	39	233,458.33	4.370
	YCD	DNB	4.310	04/25/25	4.310	50,000	39	233,458.33	4.370
	YCD	KBC	4.380	04/25/25	4.380	50,000	60	365,000.00	4.441
	YCD	KBC	4.380	04/25/25	4.380	50,000	60	365,000.00	4.441
	YCD	SVENSKA	4.350	04/25/25	4.350	50,000	92	555,833.33	4.410
	YCD	SVENSKA	4.350	04/25/25	4.350	50,000	92	555,833.33	4.410
	YCD	NORDEA ABP	4.350	04/25/25	4.350	50,000	99	598,125.00	4.410
	YCD	NORDEA ABP	4.350	04/25/25	4.350	50,000	99	598,125.00	4.410
	YCD	CIC	4.620	04/25/25	4.620	50,000	183	1,174,250.00	4.684
	YCD	CIC	4.620	04/25/25	4.620	50,000	183	1,174,250.00	4.684
	YCD	ANZ	4.450	04/25/25	4.450	50,000	186	1,149,583.33	4.512
	YCD	ANZ	4.450	04/25/25	4.450	50,000	186	1,149,583.33	4.512
<b>04/25/25</b>	<b>PURCHASES</b>								
	CP	JUPITER		05/30/25	4.400	50,000			
	DEB	FHLB	4.240	09/09/25	4.240	50,000			
	DEB	FHLB	4.240	09/09/25	4.240	50,000			
	DN	FFCB		10/01/25	4.030	50,000			
	DN	FFCB		10/01/25	4.030	50,000			
	DN	FFCB		10/01/25	4.030	50,000			
	TR	BILL		10/23/25	4.055	50,000			
	TR	BILL		10/23/25	4.055	50,000			
	TR	BILL		10/23/25	4.055	50,000			
	TR	BILL		10/23/25	4.057	50,000			
	TR	BILL		10/23/25	4.057	50,000			
	TR	BILL		10/23/25	4.057	50,000			

**INVESTMENT TRANSACTIONS**

<u>DATE</u>	<u>a/</u> <u>TYPE</u>	<u>DESCRIPTION</u>	<u>CPN (%)</u>	<u>MATURITY</u> <u>DATE</u>	<u>b/</u> <u>TRANS</u> <u>YIELD (%)</u>	<u>d/</u> <u>PAR (\$)</u> <u>(000)</u>	<u>DAYS</u> <u>HELD</u>	<u>AMOUNT</u> <u>EARNED (\$)</u>	<u>EFFECTIVE</u> <u>YIELD (%)</u>
<b>04/25/25</b>	<b>PURCHASES (Continued)</b>								
	YCD	DNB	4.320	06/02/25	4.320	50,000			
	YCD	DNB	4.320	06/02/25	4.320	50,000			
<b>04/28/25</b>	<b>REDEMPTIONS</b>								
	CP	GTA		04/28/25	4.360	50,000	68	411,777.78	4.457
	CP	LIBERTY		04/28/25	4.390	50,000	109	664,597.22	4.511
	CP	LIBERTY		04/28/25	4.390	50,000	109	664,597.22	4.511
	CP	MIZUHO NY		04/28/25	4.390	50,000	133	810,930.56	4.524
	CP	MIZUHO NY		04/28/25	4.390	50,000	133	810,930.56	4.524
	CP	SOC GEN NY		04/28/25	4.430	50,000	174	1,070,583.33	4.590
	CP	SOC GEN NY		04/28/25	4.430	50,000	174	1,070,583.33	4.590
	CP	METLIFE STF		04/28/25	4.410	50,000	175	1,071,875.00	4.569
	CP	ING FDL		04/28/25	4.490	50,000	185	1,153,680.56	4.660
	CP	ING FDL		04/28/25	4.490	50,000	185	1,153,680.56	4.660
	CP	RBC NY		04/28/25	4.400	50,000	230	1,405,555.56	4.590
	CP	RBC NY		04/28/25	4.400	50,000	230	1,405,555.56	4.590
	CP	SCOTIA NY		04/28/25	4.590	50,000	244	1,555,500.00	4.803
	CP	SCOTIA NY		04/28/25	4.590	50,000	244	1,555,500.00	4.803
	CP	BOFA		04/28/25	4.680	50,000	250	1,625,000.00	4.904
	CP	BOFA		04/28/25	4.680	50,000	250	1,625,000.00	4.904
	DN	IFC		04/28/25	4.170	50,000	111	642,875.00	4.283
	DN	IFC		04/28/25	4.170	50,000	111	642,875.00	4.283
	DN	IFC		04/28/25	4.170	50,000	111	642,875.00	4.283
	DN	IBRD		04/28/25	4.260	50,000	133	786,916.67	4.388
	DN	IBRD		04/28/25	4.260	50,000	133	786,916.67	4.388
	DN	FHLB		04/28/25	4.315	50,000	164	982,861.11	4.463
	DN	FHLB		04/28/25	4.315	50,000	164	982,861.11	4.463
	DN	FHLB		04/28/25	4.280	50,000	165	980,833.33	4.426
	DN	FHLB		04/28/25	4.280	50,000	165	980,833.33	4.426
	DN	FFCB		04/28/25	4.240	50,000	179	1,054,111.11	4.391
	DN	FFCB		04/28/25	4.240	50,000	179	1,054,111.11	4.391
	DN	FFCB		04/28/25	4.240	50,000	179	1,054,111.11	4.391
	DN	FFCB		04/28/25	4.240	50,000	179	1,054,111.11	4.391
	DN	FHLB		04/28/25	4.285	50,000	179	1,065,298.61	4.439
	DN	FHLB		04/28/25	4.285	50,000	179	1,065,298.61	4.439
	DN	FHLB		04/28/25	4.230	50,000	202	1,186,750.00	4.393
	DN	FHLB		04/28/25	4.230	50,000	202	1,186,750.00	4.393
	DN	FHLB		04/28/25	4.090	50,000	207	1,175,875.00	4.247
	DN	FHLB		04/28/25	4.090	50,000	207	1,175,875.00	4.247
	DN	FHLB		04/28/25	4.150	50,000	222	1,279,583.33	4.318
	DN	FHLB		04/28/25	4.150	50,000	222	1,279,583.33	4.318
	DN	FHLB		04/28/25	4.125	50,000	223	1,277,604.17	4.292
	DN	FHLB		04/28/25	4.125	50,000	223	1,277,604.17	4.292
	YCD	NORINCHUK	4.420	04/28/25	4.420	50,000	82	503,388.89	4.481
	YCD	NORINCHUK	4.420	04/28/25	4.420	50,000	82	503,388.89	4.481

### INVESTMENT TRANSACTIONS

<u>DATE</u>	<u>a/</u> <u>TYPE</u>	<u>DESCRIPTION</u>	<u>CPN (%)</u>	<u>MATURITY</u> <u>DATE</u>	<u>b/</u> <u>TRANS</u> <u>YIELD (%)</u>	<u>d/</u> <u>PAR (\$)</u> <u>(000)</u>	<u>DAYS</u> <u>HELD</u>	<u>AMOUNT</u> <u>EARNED (\$)</u>	<u>EFFECTIVE</u> <u>YIELD (%)</u>
<b>04/28/25</b>	<b>REDEMPTIONS (Continued)</b>								
	YCD	MUFG BK	4.470	04/28/25	4.470	50,000	123	763,625.00	4.532
	YCD	MUFG BK	4.470	04/28/25	4.470	50,000	123	763,625.00	4.532
	YCD	SUMITOMO	4.500	04/28/25	4.500	50,000	138	862,500.00	4.563
	YCD	SUMITOMO	4.500	04/28/25	4.500	50,000	138	862,500.00	4.563
	YCD	SUMITOMO	4.500	04/28/25	4.500	50,000	138	862,500.00	4.563
	YCD	SE BANKEN	4.500	04/28/25	4.500	50,000	187	1,168,750.00	4.563
	YCD	SE BANKEN	4.500	04/28/25	4.500	50,000	187	1,168,750.00	4.563
	YCD	UBS	4.520	04/28/25	4.520	50,000	227	1,425,055.56	4.583
	YCD	UBS	4.520	04/28/25	4.520	50,000	227	1,425,055.56	4.583
	YCD	NB CANADA	4.620	04/28/25	4.620	50,000	243	1,559,250.00	4.684
	YCD	NB CANADA	4.620	04/28/25	4.620	50,000	243	1,559,250.00	4.684
<b>04/28/25</b>	<b>PURCHASES</b>								
	CP	ATLANTIC		08/01/25	4.400	50,000			
	CP	MUFG BK		08/11/25	4.400	50,000			
	CP	MUFG BK		08/11/25	4.400	50,000			
	CP	LIBERTY		09/26/25	4.360	50,000			
	CP	METLIFE STF		10/01/25	4.240	50,000			
	CP	PEPSICO		11/14/25	4.050	50,000			
	DN	FHLMC		05/08/25	4.210	50,000			
	DN	FHLMC		05/08/25	4.210	50,000			
	DN	FHLMC		05/08/25	4.210	50,000			
	DN	FHLMC		05/08/25	4.210	50,000			
	DN	FHLB		09/26/25	4.070	50,000			
	DN	FHLB		09/26/25	4.070	50,000			
	DN	FHLB		10/24/25	4.020	50,000			
	DN	FHLB		10/24/25	4.020	50,000			
	DN	IFC		10/29/25	4.000	50,000			
	DN	IFC		10/29/25	4.000	50,000			
	DN	IBRD		11/03/25	4.010	50,000			
	DN	IBRD		11/03/25	4.010	50,000			
	TR	BILL		08/14/25	4.175	50,000			
	TR	BILL		08/14/25	4.175	50,000			
	TR	BILL		08/14/25	4.175	50,000			
	TR	BILL		08/14/25	4.178	50,000			
	TR	BILL		08/14/25	4.178	50,000			
	TR	BILL		08/14/25	4.178	50,000			
	TR	BILL		10/23/25	4.063	50,000			
	TR	BILL		10/23/25	4.063	50,000			
	TR	BILL		10/23/25	4.063	50,000			
	TR	BILL		10/23/25	4.066	50,000			
	TR	BILL		10/23/25	4.066	50,000			
	TR	BILL		10/23/25	4.066	50,000			
	YCD	DNB	4.310	05/05/25	4.310	50,000			
	YCD	DNB	4.310	05/05/25	4.310	50,000			

**INVESTMENT TRANSACTIONS**

<u>DATE</u>	<u>TYPE</u>	<u>a/</u> <u>DESCRIPTION</u>	<u>CPN (%)</u>	<u>MATURITY</u> <u>DATE</u>	<u>b/</u> <u>TRANS</u> <u>YIELD (%)</u>	<u>d/</u> <u>PAR (\$)</u> <u>(000)</u>	<u>DAYS</u> <u>HELD</u>	<u>AMOUNT</u> <u>EARNED (\$)</u>	<u>EFFECTIVE</u> <u>YIELD (%)</u>
<b>04/29/25</b>	<b>REDEMPTION</b>								
	DEB	IADB	3.000	04/29/25	3.014	50,000	1,096	4,519,950.00	3.020
<b>04/29/25</b>	<b>PURCHASES</b>								
	CP	APPLE		11/14/25	4.140	50,000			
	CP	APPLE		11/14/25	4.140	50,000			
	SBA	POOL #530794	4.700	04/25/50	4.700	19,739			
	TR	BILL		08/26/25	4.185	50,000			
	TR	BILL		08/26/25	4.185	50,000			
	TR	BILL		08/26/25	4.185	50,000			
	TR	BILL		08/26/25	4.185	50,000			
	TR	BILL		08/26/25	4.185	50,000			
	TR	BILL		08/26/25	4.190	50,000			
	TR	BILL		08/26/25	4.190	50,000			
	TR	BILL		08/26/25	4.190	50,000			
	TR	BILL		08/26/25	4.195	50,000			
	TR	BILL		08/26/25	4.195	50,000			
	TR	BILL		08/26/25	4.195	50,000			
	TR	BILL		08/26/25	4.195	50,000			
	TR	BILL		08/26/25	4.195	50,000			
	TR	BILL		08/26/25	4.195	50,000			
	YCD	NORINCHUK	4.390	06/05/25	4.390	50,000			
	YCD	NORINCHUK	4.390	06/05/25	4.390	50,000			
	YCD	ANZ	4.080	11/14/25	4.080	50,000			
	YCD	ANZ	4.080	11/14/25	4.080	50,000			
<b>04/30/25</b>	<b>NO REDEMPTIONS</b>								
<b>04/30/25</b>	<b>PURCHASES</b>								
	CP	MUFG BK		05/07/25	4.320	50,000			
	CP	MUFG BK		05/07/25	4.320	50,000			
	CP	MUFG BK		05/07/25	4.320	50,000			
	CP	MUFG BK		05/07/25	4.320	50,000			
	CP	PEPSICO		07/02/25	4.200	50,000			
	CP	SUMI TRUST		08/29/25	4.320	50,000			
	CP	SUMI TRUST		08/29/25	4.320	50,000			
	CP	TOYOTA		10/24/25	4.320	50,000			
	CP	APPLE		11/21/25	4.140	50,000			
	CP	APPLE		11/21/25	4.140	50,000			
	DEB	FHLB	4.150	10/01/25	4.150	50,000			
	DEB	FHLB	4.150	10/01/25	4.150	50,000			
	DEB	FHLB	4.150	10/01/25	4.150	50,000			
	DEB	FHLB	4.110	10/24/25	4.110	50,000			
	DEB	FHLB	4.110	10/24/25	4.110	50,000			
	DEB	FHLB	4.110	10/24/25	4.110	50,000			

**INVESTMENT TRANSACTIONS**

<u>DATE</u>	<u>TYPE</u>	<u>a/</u> <u>DESCRIPTION</u>	<u>CPN (%)</u>	<u>MATURITY</u> <u>DATE</u>	<u>b/</u> <u>TRANS</u> <u>YIELD (%)</u>	<u>d/</u> <u>PAR (\$)</u> <u>(000)</u>	<u>DAYS</u> <u>HELD</u>	<u>AMOUNT</u> <u>EARNED (\$)</u>	<u>EFFECTIVE</u> <u>YIELD (%)</u>
04/30/25	<b>PURCHASES (Continued)</b>								
	DEB	IADB	0.875	04/20/26	3.960	50,000			
	DEB	IADB	0.875	04/20/26	3.960	50,000			
	DEB	IADB	0.875	04/20/26	3.960	50,000			
	DEB	FFCB	3.770	10/30/26	3.770	50,000			
	DEB	FFCB	3.770	10/30/26	3.770	50,000			
	DEB	FFCB	3.800	04/26/28	3.837	50,000			
	DEB	FFCB	3.800	04/26/28	3.837	50,000			
	DEB	FFCB	3.800	04/26/28	3.837	50,000			
	DEB	FFCB	3.860	03/29/29	3.861	50,000			
	DEB	IADB	4.020	03/01/30	4.021	50,000			
	DEB	IADB	4.020	03/01/30	4.021	50,000			
	DEB	IADB	4.020	03/01/30	4.021	50,000			
	DN	FNMA		07/02/25	4.165	50,000			
	DN	FNMA		07/02/25	4.165	50,000			
	DN	FHLB		07/02/25	4.210	50,000			
	DN	FHLB		07/02/25	4.210	50,000			
	DN	FHLMC		10/01/25	3.975	50,000			
	DN	FHLMC		10/01/25	3.975	50,000			
	DN	FHLMC		10/01/25	3.975	50,000			
	DN	FNMA		10/01/25	3.990	50,000			
	DN	FNMA		10/01/25	3.990	50,000			
	DN	FNMA		10/01/25	3.990	50,000			
	DN	FHLB		10/03/25	4.030	50,000			
	DN	FHLB		10/03/25	4.030	50,000			
	DN	FHLB		11/10/25	3.925	50,000			
	DN	FHLB		11/10/25	3.925	50,000			
	DN	FHLB		11/14/25	3.950	50,000			
	DN	FHLB		11/14/25	3.950	50,000			
	DN	FHLB		11/14/25	4.000	50,000			
	DN	FHLB		11/14/25	4.000	50,000			
	DN	FHLB		11/21/25	3.910	50,000			
	DN	FHLB		11/21/25	3.910	50,000			
	TR	BILL		08/12/25	4.185	50,000			
	TR	BILL		08/12/25	4.185	50,000			
	TR	BILL		08/12/25	4.185	50,000			
	TR	BILL		08/12/25	4.195	50,000			
	TR	BILL		08/12/25	4.195	50,000			
	TR	BILL		08/12/25	4.195	50,000			
	TR	BILL		08/26/25	4.185	50,000			
	TR	BILL		08/26/25	4.185	50,000			
	TR	BILL		08/26/25	4.185	50,000			
	TR	BILL		08/26/25	4.185	50,000			
	TR	BILL		08/26/25	4.185	50,000			
	TR	BILL		08/26/25	4.185	50,000			
	TR	BILL		08/26/25	4.185	50,000			
	TR	BILL		08/26/25	4.190	50,000			
	TR	BILL		08/26/25	4.190	50,000			

**INVESTMENT TRANSACTIONS**

<u>DATE</u>	<u>TYPE</u>	<u>a/</u> <u>DESCRIPTION</u>	<u>CPN (%)</u>	<u>MATURITY</u> <u>DATE</u>	<u>b/</u> <u>TRANS</u> <u>YIELD (%)</u>	<u>d/</u> <u>PAR (\$)</u> <u>(000)</u>	<u>DAYS</u> <u>HELD</u>	<u>AMOUNT</u> <u>EARNED (\$)</u>	<u>EFFECTIVE</u> <u>YIELD (%)</u>
04/30/25	<b>PURCHASES (Continued)</b>								
	TR	BILL		08/26/25	4.190	50,000			
	TR	BILL		08/26/25	4.190	50,000			
	TR	BILL		08/26/25	4.190	50,000			
	TR	BILL		08/26/25	4.190	50,000			
	TR	BILL		08/26/25	4.190	50,000			
	TR	BILL		08/26/25	4.191	50,000			
	TR	BILL		08/26/25	4.191	50,000			
	TR	BILL		08/26/25	4.191	50,000			
	TR	BILL		10/23/25	4.045	50,000			
	TR	BILL		10/23/25	4.045	50,000			
	TR	BILL		10/23/25	4.045	50,000			
	TR	BILL		10/23/25	4.048	50,000			
	TR	BILL		10/23/25	4.048	50,000			
	TR	BILL		10/23/25	4.048	50,000			
	TR	NOTE	4.000	02/15/26	4.014	50,000			
	TR	NOTE	4.000	02/15/26	4.014	50,000			
	TR	NOTE	4.000	02/15/26	4.014	50,000			
	TR	NOTE	4.000	02/15/26	4.034	50,000			
	TR	NOTE	4.000	02/15/26	4.034	50,000			
	TR	NOTE	4.000	02/15/26	4.034	50,000			
	TR	NOTE	3.500	09/30/26	3.741	50,000			
	TR	NOTE	3.500	09/30/26	3.741	50,000			
	TR	NOTE	3.500	09/30/26	3.741	50,000			
	TR	NOTE	3.500	09/30/26	3.741	50,000			
	TR	NOTE	3.500	09/30/26	3.741	50,000			
	TR	NOTE	3.500	09/30/26	3.741	50,000			
	TR	NOTE	3.500	09/30/26	3.741	50,000			
	TR	NOTE	3.500	09/30/26	3.741	50,000			
	TR	NOTE	3.500	09/30/26	3.741	50,000			
	TR	NOTE	3.500	09/30/26	3.741	50,000			
	TR	NOTE	3.500	09/30/26	3.741	50,000			
	TR	NOTE	3.750	04/30/27	3.725	50,000			
	TR	NOTE	3.750	04/30/27	3.725	50,000			
	YCD	NORINCHUK	4.380	05/30/25	4.380	50,000			
	YCD	NORINCHUK	4.380	05/30/25	4.380	50,000			
	YCD	MIZUHO	4.380	09/10/25	4.380	50,000			
	YCD	MIZUHO	4.380	09/10/25	4.380	50,000			
	YCD	NORDEA ABP	4.270	09/26/25	4.270	50,000			
	YCD	NORDEA ABP	4.270	09/26/25	4.270	50,000			
	YCD	SWEDBANK	4.310	09/26/25	4.310	50,000			
	YCD	SWEDBANK	4.310	09/26/25	4.310	50,000			
	YCD	TORONTO	4.300	11/14/25	4.300	50,000			
	YCD	TORONTO	4.300	11/14/25	4.300	50,000			
	YCD	SOC GEN	4.390	11/14/25	4.390	50,000			
	YCD	SOC GEN	4.390	11/14/25	4.390	50,000			

## FOOTNOTES

<u>a/</u>	The abbreviations indicate the type of security purchased, sold, or redeemed:
BA	Bankers Acceptances
BN	Bank Notes
CB	Corporate Bonds
CB CL	Callable Corporate Bonds
CB FR	Floating Rate Corporate Bonds
CD	Negotiable Certificates of Deposit
CD FR	Floating Rate Negotiable Certificates of Deposit
CP	Commercial Paper
DEB	Federal/Supranational Agency Debentures – Federal Home Loan Bank (FHLB), Federal Home Loan Mortgage Corporation (FHLMC), Federal National Mortgage Association (FNMA), Federal Farm Credit Bank (FFCB), Federal Land Banks (FLB), Federal Intermediate Credit Banks (FICB), Federal Agricultural Mortgage Corporation (FAMC), Central Bank for Cooperatives (CBC), Tennessee Valley Authority (TVA), Commodity Credit Corporation (CCC), International Bank for Reconstruction and Development (IBRD), Inter-American Development Bank (IADB), International Finance Corporation (IFC), Government Development Bank for Puerto Rico (DBPR), European Bank for Reconstruction and Development (EBRD), European Investment Bank (EIB).
DEB CL	Federal/Supranational Agency Callable Debentures – FHLB, FHLMC, FNMA, FFCB, FLB, FICB, FAMC, CBC, TVA, CCC, IBRD, IADB, IFC, DBPR, EBRD, EIB, DBPR, EBRD, EIB.
DEB FR	Federal/Supranational Agency Floating Rate Debentures – FHLB, FHLMC, FNMA, FFCB, FLB, FICB, FAMC, CBC, TVA, CCC, IBRD, IADB, IFC, DBPR, EBRD, EIB.
DN	Federal/Supranational Agency Discount Notes- FHLB, FHLMC, FNMA, FFCB, FLB, FICB, FAMC, CBC, TVA, CCC, IBRD, IADB, IFC, DBPR, EBRD, EIB.
PC	Federal Agency Mortgage-backed Pass-through Certificates – FHLMC, FNMA, Government National Mortgage Investment Conduit (GNMA)
SBA FR	Floating Rate Small Business Administration (SBA) Loan Pools
REMIC	Federal Agency Real Estate Mortgage Investment Conduits – FHLMC, FNMA
TR	U.S. Treasury Bills, Notes
YCD	Negotiable Yankee Certificates of Deposit
YCD FR	Floating Rate Negotiable Yankee Certificates of Deposit
<u>b/</u>	Industry standard purchase yield calculation
<u>c/</u>	Repurchase Agreement
<u>d/</u>	Par amount of securities purchased, sold or redeemed
<u>e/</u>	Securities were purchased and sold as of the same date
<u>f/</u>	Repurchase Agreement against Reverse Repurchase Agreement
<u>g/</u>	Outright purchase against Reverse Repurchase Agreement
<u>h/</u>	Security “SWAP” transactions
<u>i/</u>	Buy back agreement
RRP	Termination of Reverse Repurchase Agreement
RRS	Reverse Repurchase Agreement

**TIME DEPOSITS**

<b>FINANCIAL INSTITUTION</b>	<b>DEPOSIT DATE</b>	<b>YIELD (%)</b>	<b>PAR AMOUNT (\$)</b>	<b>MATURITY DATE</b>
<b>ALHAMBRA</b>				
New Omni Bank, N.A.	03/14/25	4.110	30,000,000.00	09/12/25
New Omni Bank, N.A.	04/10/25	4.050	9,000,000.00	10/09/25
<b>BREA</b>				
American First Credit Union	12/13/24	4.220	23,000,000.00	06/13/25
American First Credit Union	03/05/25	4.200	27,000,000.00	09/03/25
<b>CHICO</b>				
Tri Counties Bank	03/05/25	4.240	50,000,000.00	06/04/25
Tri Counties Bank	04/25/25	4.110	50,000,000.00	09/12/25
<b>DOWNEY</b>				
Financial Partners Credit Union	04/03/25	4.280	10,000,000.00	07/03/25
Financial Partners Credit Union	04/24/25	4.290	20,000,000.00	07/24/25
<b>EL CENTRO</b>				
Community Valley Bank	02/13/25	4.250	8,000,000.00	05/15/25
Community Valley Bank	01/03/25	4.160	8,000,000.00	07/03/25
Community Valley Bank	02/13/25	4.220	8,000,000.00	08/14/25
<b>EL MONTE</b>				
Cathay Bank	11/07/24	4.320	125,000,000.00	05/08/25
Cathay Bank	11/20/24	4.360	100,000,000.00	05/21/25
Cathay Bank	02/13/25	4.250	50,000,000.00	08/14/25
Cathay Bank	03/13/25	4.130	25,000,000.00	09/11/25
<b>FRESNO</b>				
FFB (FKA Fresno First Bank)	04/03/25	4.210	2,000,000.00	07/03/25
<b>FOLSOM</b>				
Safe Credit Union	03/05/25	4.190	1,000,000.00	09/03/25
<b>GARDEN GROVE</b>				
US Metro Bank	11/15/24	4.340	5,000,000.00	05/16/25
US Metro Bank	12/04/24	4.360	10,000,000.00	06/04/25
US Metro Bank	12/05/24	4.320	20,000,000.00	06/05/25
US Metro Bank	01/15/25	4.230	20,000,000.00	07/16/25
<b>HUNTINGTON BEACH</b>				
Nuvison Federal Credit Union	04/03/25	4.280	25,000,000.00	07/03/25

## TIME DEPOSITS

<u>FINANCIAL INSTITUTION</u>	<u>DEPOSIT</u>		<u>PAR</u>	<u>MATURITY</u>
	<u>DATE</u>	<u>YIELD (%)</u>	<u>AMOUNT (\$)</u>	<u>DATE</u>
<b>IRVINE</b>				
CommerceWest Bank	03/05/25	4.280	12,000,000.00	05/07/25
CommerceWest Bank	02/06/25	4.260	15,000,000.00	05/08/25
CommerceWest Bank	03/05/25	4.240	13,000,000.00	06/04/25
CommerceWest Bank	04/10/25	4.240	15,000,000.00	07/10/25
CommerceWest Bank	04/18/25	4.250	5,000,000.00	07/18/25
CommerceWest Bank	04/10/25	4.070	15,000,000.00	10/09/25
Commercial Bank of California	01/03/25	4.190	1,000,000.00	07/03/25
Pacific Premier Bank	04/04/25	4.130	50,000,000.00	10/03/25
<b>LODI</b>				
Farmers & Merchants Bank of Central CA	04/09/25	4.180	3,000,000.00	07/09/25
<b>LOS ANGELES</b>				
Bank of Hope	02/12/25	4.250	90,000,000.00	08/13/25
Bank of Hope	03/07/25	4.170	75,000,000.00	09/05/25
Bank of Hope	03/14/25	4.140	135,000,000.00	09/12/25
Commonwealth Business Bank	10/31/24	4.350	5,000,000.00	05/01/25
Commonwealth Business Bank	03/06/25	4.120	12,000,000.00	09/04/25
Commonwealth Business Bank	03/07/25	4.140	13,000,000.00	09/05/25
CTBC Bank Corp. (USA)	12/13/24	4.210	40,000,000.00	06/13/25
CTBC Bank Corp. (USA)	01/09/25	4.170	50,000,000.00	07/10/25
CTBC Bank Corp. (USA)	02/13/25	4.240	50,000,000.00	08/14/25
CTBC Bank Corp. (USA)	02/14/25	4.260	60,000,000.00	08/15/25
Hanmi Bank	11/07/24	4.330	30,000,000.00	05/08/25
Hanmi Bank	12/12/24	4.260	30,000,000.00	06/12/25
Hanmi Bank	01/08/25	4.180	20,000,000.00	07/09/25
Hanmi Bank	01/24/25	4.220	10,000,000.00	07/09/25
Hanmi Bank	02/07/25	4.210	30,000,000.00	08/08/25
Hanmi Bank	03/13/25	4.120	30,000,000.00	09/11/25
Open Bank	12/04/24	4.360	20,000,000.00	06/04/25
Open Bank	01/03/25	4.190	14,000,000.00	07/03/25
Open Bank	04/04/25	4.260	30,000,000.00	07/03/25
Open Bank	01/29/25	4.190	26,000,000.00	07/30/25
Open Bank	03/13/25	4.130	30,000,000.00	09/11/25
PCB Bank (FKA Pacific City Bank)	01/08/25	4.170	30,000,000.00	07/09/25
PCB Bank (FKA Pacific City Bank)	01/10/25	4.170	10,000,000.00	07/11/25
PCB Bank (FKA Pacific City Bank)	03/12/25	4.130	20,000,000.00	09/10/25
Preferred Bank	02/06/25	4.240	20,000,000.00	05/08/25
Preferred Bank	03/12/25	4.110	125,000,000.00	09/10/25
Preferred Bank	04/03/25	4.100	100,000,000.00	10/02/25
Royal Business Bank	11/08/24	4.340	5,000,000.00	05/09/25
Royal Business Bank	03/14/25	4.140	15,000,000.00	09/12/25
State Bank of India (California)	01/29/25	4.190	19,000,000.00	07/30/25
State Bank of India (California)	03/12/25	4.140	30,000,000.00	09/10/25
State Bank of India (California)	04/24/25	4.100	6,000,000.00	10/23/25

**TIME DEPOSITS**

<b>FINANCIAL INSTITUTION</b>	<b>DEPOSIT DATE</b>	<b>YIELD (%)</b>	<b>PAR AMOUNT (\$)</b>	<b>MATURITY DATE</b>
<b>OAKLAND</b>				
Beneficial State Bank	12/06/24	4.290	1,000,000.00	06/06/25
Metropolitan Bank	02/13/25	4.250	1,000,000.00	08/14/25
Metropolitan Bank	02/27/25	4.210	2,000,000.00	08/28/25
<b>ONTARIO</b>				
Citizens Business Bank	03/12/25	4.240	50,000,000.00	06/11/25
<b>PALOS VERDES ESTATES</b>				
Malaga Bank F.S.B.	01/03/25	4.160	5,000,000.00	07/03/25
Malaga Bank F.S.B.	01/10/25	4.150	46,000,000.00	07/11/25
<b>PASADENA</b>				
American Plus Bank, N.A.	11/07/24	4.280	4,000,000.00	05/08/25
American Plus Bank, N.A.	04/09/25	4.160	5,000,000.00	07/09/25
American Plus Bank, N.A.	04/04/25	4.210	10,000,000.00	07/11/25
American Plus Bank, N.A.	01/17/25	4.160	14,000,000.00	07/18/25
American Plus Bank, N.A.	01/24/25	4.170	6,000,000.00	07/25/25
American Plus Bank, N.A.	04/30/25	4.200	3,000,000.00	07/30/25
American Plus Bank, N.A.	02/12/25	4.190	8,000,000.00	08/13/25
American Plus Bank, N.A.	03/14/25	4.090	5,000,000.00	09/12/25
East West Bank	01/03/25	4.160	50,000,000.00	07/03/25
East West Bank	01/08/25	4.150	175,000,000.00	07/09/25
East West Bank	01/24/25	4.190	75,000,000.00	07/25/25
Wescom Central Credit Union	03/07/25	4.280	50,000,000.00	06/06/25
Wescom Central Credit Union	03/12/25	4.270	50,000,000.00	06/11/25
Wescom Central Credit Union	04/10/25	4.270	50,000,000.00	07/10/25
Wescom Central Credit Union	04/11/25	4.310	25,000,000.00	07/11/25
<b>PORTERVILLE</b>				
Bank of The Sierra	04/24/25	4.260	10,000,000.00	07/24/25
<b>REDDING</b>				
Cornerstone Community Bank	02/07/25	4.310	8,500,000.00	05/09/25
Cornerstone Community Bank	04/16/25	4.290	9,000,000.00	07/16/25

**TIME DEPOSITS**

<b>FINANCIAL INSTITUTION</b>	<b>DEPOSIT DATE</b>	<b>YIELD (%)</b>	<b>PAR AMOUNT (\$)</b>	<b>MATURITY DATE</b>
<b>REDWOOD CITY</b>				
Provident Credit Union	10/31/24	4.380	50,000,000.00	05/01/25
Provident Credit Union	11/14/24	4.360	20,000,000.00	05/15/25
Provident Credit Union	12/04/24	4.360	20,000,000.00	06/04/25
Provident Credit Union	12/06/24	4.280	20,000,000.00	06/06/25
Provident Credit Union	12/13/24	4.220	20,000,000.00	06/13/25
Provident Credit Union	01/09/25	4.180	20,000,000.00	07/10/25
Provident Credit Union	01/09/25	4.180	20,000,000.00	07/10/25
Provident Credit Union	02/06/25	4.210	20,000,000.00	08/07/25
Provident Credit Union	03/13/25	4.130	40,000,000.00	09/11/25
Provident Credit Union	04/03/25	4.130	20,000,000.00	10/02/25
<b>RIVERSIDE</b>				
Provident Savings Bank, FSB	03/06/25	4.250	50,000,000.00	06/05/25
<b>ROSEMEAD</b>				
Pacific Alliance Bank	04/02/25	4.130	4,000,000.00	10/01/25
<b>ROSEVILLE</b>				
Five Star Bank	02/19/25	4.260	50,000,000.00	05/21/25
Five Star Bank	03/12/25	4.220	10,000,000.00	06/11/25
Five Star Bank	03/12/25	4.220	30,000,000.00	06/11/25
Five Star Bank	01/09/25	4.170	75,000,000.00	07/10/25
Five Star Bank	04/10/25	4.220	125,000,000.00	07/10/25
<b>SACRAMENTO</b>				
Golden 1 Credit Union	01/30/25	4.250	150,000,000.00	05/01/25
Golden 1 Credit Union	03/05/25	4.250	75,000,000.00	06/04/25
Golden 1 Credit Union	03/13/25	4.250	75,000,000.00	06/12/25
River City Bank	03/07/25	4.230	50,000,000.00	06/06/25
<b>SAN DIEGO</b>				
Axos Bank	12/05/24	4.290	100,000,000.00	06/05/25
Axos Bank	02/26/25	4.210	25,000,000.00	08/27/25
Axos Bank	03/12/25	4.110	100,000,000.00	09/10/25
Axos Bank	04/09/25	4.020	50,000,000.00	10/08/25
Axos Bank	04/16/25	4.060	25,000,000.00	10/15/25
California Bank of Commerce, N.A.	04/30/25	4.130	5,000,000.00	10/29/25
California Coast Credit Union	02/12/25	4.280	1,000,000.00	05/14/25
Mission Federal Credit Union	01/03/25	4.160	50,000,000.00	07/03/25
Mission Federal Credit Union	01/29/25	4.160	50,000,000.00	07/30/25
Mission Federal Credit Union	04/16/25	4.060	50,000,000.00	10/15/25

## TIME DEPOSITS

<u>FINANCIAL INSTITUTION</u>	<u>DEPOSIT</u>		<u>PAR</u>	<u>MATURITY</u>
	<u>DATE</u>	<u>YIELD (%)</u>	<u>AMOUNT (\$)</u>	<u>DATE</u>
<b>SAN FRANCISCO</b>				
Bank of San Francisco	03/07/25	4.230	10,000,000.00	06/06/25
Beacon Business Bank	04/24/25	4.110	1,000,000.00	10/23/25
Mission National Bank	04/09/25	4.210	15,000,000.00	07/09/25
Mission National Bank	04/17/25	4.270	5,000,000.00	07/17/25
<b>SAN JOSE</b>				
Meriwest Credit Union	02/05/25	4.270	10,000,000.00	05/07/25
Meriwest Credit Union	04/10/25	4.090	10,000,000.00	10/09/25
Technology Credit Union	11/14/24	4.370	50,000,000.00	05/15/25
Technology Credit Union	04/04/25	4.270	100,000,000.00	07/11/25
Technology Credit Union	01/30/25	4.200	50,000,000.00	07/31/25
Technology Credit Union	02/27/25	4.220	100,000,000.00	08/28/25
<b>SANTA ANA</b>				
Banc of California	12/06/24	4.290	25,000,000.00	06/06/25
Banc of California	01/09/25	4.190	75,000,000.00	07/10/25
Banc of California	01/15/25	4.240	75,000,000.00	07/16/25
Banc of California	01/16/25	4.240	125,000,000.00	07/17/25
<b>SANTA ROSA</b>				
Poppy Bank	02/13/25	4.300	30,000,000.00	05/15/25
Poppy Bank	03/05/25	4.270	50,000,000.00	06/04/25
Poppy Bank	03/05/25	4.270	72,000,000.00	06/04/25
Poppy Bank	03/07/25	4.280	23,000,000.00	06/06/25
Poppy Bank	04/09/25	4.230	50,000,000.00	07/09/25
Poppy Bank	04/17/25	4.290	70,000,000.00	07/17/25
<b>SUN VALLEY</b>				
Mission Valley Bank	01/29/25	4.180	10,000,000.00	07/30/25
<b>TUSTIN</b>				
SchoolsFirst Federal Credit Union	01/09/25	4.180	50,000,000.00	07/10/25
SchoolsFirst Federal Credit Union	04/30/25	4.120	50,000,000.00	10/29/25
<b>VACAVILLE</b>				
Travis Credit Union	11/13/24	4.340	25,000,000.00	05/14/25
Travis Credit Union	03/07/25	4.260	100,000,000.00	06/06/25
Travis Credit Union	02/06/25	4.210	50,000,000.00	08/07/25
Travis Credit Union	04/10/25	4.080	50,000,000.00	10/09/25
<b>WALNUT CREEK</b>				
Mechanics Bank	02/20/25	4.270	1,000,000.00	08/21/25

**TIME DEPOSITS**

<u>FINANCIAL INSTITUTION</u>	<u>DEPOSIT DATE</u>	<u>YIELD (%)</u>	<u>PAR AMOUNT (\$)</u>	<u>MATURITY DATE</u>
<b>WATSONVILLE</b>				
Santa Cruz County Bank	04/04/25	4.110	10,000,000.00	10/03/25
<b>TOTAL TIME DEPOSITS APRIL 2025</b>			<b>5,289,500,000.00</b>	

**BANK DEMAND DEPOSITS**  
**APRIL 2025**  
 (\$ in thousands)

**DAILY BALANCES**

<u>DAY OF MONTH</u>		<u>BANK BALANCES</u>		<u>INTEREST BEARING BANK BALANCES</u>		<u>WARRANTS OUTSTANDING</u>
1	\$	226,458	\$	1,460,000	\$	4,175,215
2		255,929		1,365,000		3,836,317
3		222,191		1,350,000		3,899,795
4		127,228		1,295,000		3,922,143
5		127,228		1,295,000		3,923,561
6		127,228		1,295,000		3,923,561
7		186,256		1,240,000		3,977,237
8		226,721		1,055,000		3,840,948
9		204,269		1,115,000		4,598,287
10		286,214		1,115,000		4,396,047
11		163,431		1,195,000		4,567,191
12		163,431		1,195,000		4,567,191
13		163,431		1,195,000		4,567,191
14		211,170		1,008,000		4,451,371
15		199,961		1,240,000		4,288,446
16		96,726		925,000		3,921,016
17		134,656		1,005,000		3,925,727
18		104,625		2,280,000		5,051,959
19		104,625		2,280,000		5,051,959
20		104,625		2,280,000		5,051,959
21		176,499		890,000		4,209,365
22		244,343		960,000		4,181,808
23		199,643		900,000		4,350,275
24		236,073		950,000		5,209,958
25		168,540		1,315,000		4,847,902
26		168,540		1,315,000		4,847,902
27		168,540		1,315,000		4,847,902
28		162,217		1,215,000		4,780,200
29		225,572		1,555,000		4,834,491
30		201,595		1,370,000		4,814,184

**AVERAGE DOLLAR DAYS**                      \$179,599 a/                      \$1,299,100 b/

a/ The prescribed bank balance for April was \$180,314. This consisted of \$109,424 in compensating balances for services, balances for uncollected funds of \$71,621 and a deduction of \$731 for April delayed deposit credit.

b/ Represents the average bank balance in the Interest Bearing Demand Accounts.

**DESIGNATION BY POOLED MONEY INVESTMENT BOARD  
OF TREASURY POOLED MONEY INVESTMENTS AND DEPOSITS**

1910

In accordance with sections 16480 through 16480.8 of the Government Code (GC), the Pooled Money Investment Board, at its meeting on April 16, 2025, has determined and designated the amount of money available for deposit and investment as of April 9, 2025, under said sections. In accordance with sections 16480.1 and 16480.2 of the GC, it is the intent that the money available for deposit or investment be deposited in bank accounts and savings and loan associations or invested in securities in such a manner so as to realize the maximum return consistent with safe and prudent treasury management, and the Board does hereby designate the amount of money available for deposit in bank accounts, savings and loan associations, and for investment in securities and the type of such deposits and investments as follows:

1. In accordance with Treasurer's Office policy, for deposit in demand bank accounts as:

a. Compensating Balance for Services 109,000,000

The active noninterest-bearing bank accounts designation constitutes a calendar month average balance. For purposes of computing the compensating balances, the Treasurer shall exclude from the daily balances any amounts contained therein as a result of nondelivery of securities purchased for "cash" for the Pooled Money Investment Account and shall adjust for any deposits not credited by the bank as of the date of deposit. The balances in such accounts may fall below the above amount provided that the balances computed by dividing the sum of daily balances of that calendar month by the number of days in the calendar month reasonably approximates that amount. The balances may exceed this amount during heavy collection periods or in anticipation of large impending warrant presentations to the Treasury, but the balances are to be maintained in such a manner as to realize the maximum return consistent with safe and prudent treasury management.

b. Interest Bearing Accounts for Cash Flow Variability: \$ 1,500,000,000

JP Morgan Chase Bank	\$ 500,000,000
BMO Bank, N.A.	\$ 500,000,000
US Bank	\$ 500,000,000

The interest bearing bank account designation represents targeted balances to be averaged over one month's period to smooth cash flow variability. The balances may fluctuate above and below these amounts as needed to manage cash flow variances and to meet daily liquidity needs. Interest earnings for these accounts will be calculated according to the terms of the agreement between the Treasurer's Office and the account's depository bank, paid monthly and recorded as a deposit into the state's main demand deposit account, and allocated quarterly by the State Controller's Office as directed by GC 16475 and GC 16480.6.

2. In accordance with law, for investment in securities authorized by section 16430, GC, or in term interest-bearing deposits in banks and savings and loan associations as follows:

	From	To	Transactions	In Securities (GC section 16430)	Time Deposits in Various Financial Institutions (GC sections 16503a and 16602)	Estimated Total
(1)	4/14/2025	4/18/2025	\$ 7,714,478,000	\$ 2,424,978,000	\$ 5,289,500,000	\$ 7,714,478,000
(2)	4/21/2025	4/25/2025	\$ (3,168,200,000)	\$ (743,222,000)	\$ 5,289,500,000	\$ 4,546,278,000
(3)	4/28/2025	5/2/2025	\$ (496,300,000)	\$ (1,239,522,000)	\$ 5,289,500,000	\$ 4,049,978,000
(4)	5/5/2025	5/9/2025	\$ 993,800,000	\$ (245,722,000)	\$ 5,289,500,000	\$ 5,043,778,000
(5)	5/12/2025	5/16/2025	\$ (1,292,700,000)	\$ (1,538,422,000)	\$ 5,289,500,000	\$ 3,751,078,000
(6)	5/19/2025	5/23/2025	\$ 1,108,000,000	\$ (430,422,000)	\$ 5,289,500,000	\$ 4,859,078,000
(7)	5/26/2025	5/30/2025	\$ (6,214,834,000)	\$ (6,645,256,000)	\$ 5,289,500,000	\$ (1,355,756,000)
(8)	6/2/2025	6/6/2025	\$ (406,300,000)	\$ (7,051,556,000)	\$ 5,289,500,000	\$ (1,762,056,000)
(9)	6/9/2025	6/13/2025	\$ 867,100,000	\$ (6,184,456,000)	\$ 5,289,500,000	\$ (894,956,000)
(10)	6/16/2025	6/20/2025	\$ 5,813,600,000	\$ (370,856,000)	\$ 5,289,500,000	\$ 4,918,644,000

From any of the amounts specifically designated above, not more than 30 percent in the aggregate may be invested in prime commercial paper under section 16430(e), GC.

Additional amounts available in treasury trust account and in the Treasury from time to time, in excess of the amounts and for the same types of investments as specifically designated above.

Provided, that the availability of the amounts shown under paragraph 2 is subject to reduction in the amount by which the bank accounts under paragraph 1 would otherwise be reduced below the calendar month average balance 109,000,000.

Dated: April 16, 2025

POOLED MONEY INVESTMENT BOARD:

Signatures on file at STO

---

Chair

---

Member

---

Member

LOS ANGELES COUNTY TREASURER  
 PENDING TRANSACTIONS DETAIL REPORT  
 AS OF MAY 31, 2025  
 ATTACHMENT XVIII

Settle Date	Counter Party	Original Transaction ID	Description	Rate	Maturity Date	Price	Par	Principal	Purchased Interest
<b><u>NTRD - PSI NON-TRADING</u></b>									
06/03/25	OLD LINE FUNDING, LLC	1567014996	OLD LINE FDG 09/05/25	4.310	09/05/25	98.875	\$50,000,000.00	\$49,437,305.56	\$0.00
06/03/25	OLD LINE FUNDING, LLC	1567042437	OLD LINE FDG 09/05/25	4.310	09/05/25	98.875	50,000,000.00	49,437,305.56	0.00
06/02/25	CREDIT AGRICOLE CORPORATE AND INVESTMENT BANK, NEW	1567014993	CREDIT AGRI NY 4.380 09/04/25	4.380	09/04/25	100.000	50,000,000.00	50,000,000.00	0.00
<b>PSI Non-Trading Total</b>							<b>\$150,000,000.00</b>	<b>\$148,874,611.12</b>	<b>\$0.00</b>
<b>Grand Total</b>							<b>\$150,000,000.00</b>	<b>\$148,874,611.12</b>	<b>\$0.00</b>