



**COUNTY OF LOS ANGELES  
TREASURER AND TAX COLLECTOR**

Kenneth Hahn Hall of Administration  
500 West Temple Street, Room 437  
Los Angeles, California 90012  
Telephone: (213) 974-2101 Fax: (213) 626-1812  
ttc.lacounty.gov and propertytax.lacounty.gov

**ELIZABETH BUENROSTRO GINSBERG**  
TREASURER AND TAX COLLECTOR

Board of Supervisors

**HILDA L. SOLIS**  
First District

**HOLLY J. MITCHELL**  
Second District

**LINDSEY P. HORVATH**  
Third District

**JANICE HAHN**  
Fourth District

**KATHRYN BARGER**  
Fifth District

May 30, 2025

TO: Supervisor Kathryn Barger, Chair  
Supervisor Hilda L. Solis, Chair Pro Tem  
Supervisor Holly J. Mitchell  
Supervisor Janice Hahn  
Supervisor Lindsey P. Horvath

FROM: Elizabeth Buenrostro Ginsberg  
Treasurer and Tax Collector

SUBJECT: **REPORT OF INVESTMENTS FOR THE MONTH OF APRIL 2025**

The Report of Investments for the month of April 2025 has been compiled pursuant to the California Government Code and the Treasurer and Tax Collector's Investment Policy.

All investments made during the month of April 2025 were in accordance with the California Government Code and conform to the Treasurer and Tax Collector's Investment Policy.

The attached Schedules A and B summarize important Treasury Pool information. You will find the complete monthly Report of Investments at the following link:

<https://ttc.lacounty.gov/monthly-reports/>

Should you have any questions, please contact me directly or your staff may contact Ms. Damia J. Johnson, Assistant Treasurer and Tax Collector, of my staff at (213) 974-2139 or [djohnson@ttc.lacounty.gov](mailto:djohnson@ttc.lacounty.gov).

EBG:LP:DJJ:JK:bp

Attachments

c: Chief Executive Officer  
Executive Officer, Board of Supervisors  
Auditor-Controller  
County Counsel

TREASURER AND TAX COLLECTOR  
REPORT OF INVESTMENTS FOR APRIL 2025

Detailed information regarding the pooled and specific portfolios, related earnings, and data required to be disclosed pursuant to statute is shown in the following report attachments.

GENERAL PORTFOLIO SCHEDULES

- A - Portfolio Profiles
- A1 - Credit Quality Distribution and Concentration of Credit Risk
- B - Pooled Surplus Investments (PSI) Earnings Report
- C - Summary Report of Treasurer's Depository Accounts
- D - Treasurer's Activity and Cash Availability for the Next Six-Month Period
- E - Treasurer's Investment Strategy

ATTACHMENTS

- I. Definitions of Securities
  - Detailed descriptions of the major security types invested in by the Treasury
- II. Compliance Report
  - Detailed report of transactions, if any, which deviate from the Treasurer's investment policy
- III. Performance Report
  - Daily portfolio investment balances and monthly averages
- IV. Earnings on Investments (Accrual Basis) Chart
  - Graphic presentation of PSI net earning rates
- V. Net Income for Month
  - Accrual basis net income for month, gross revenue less expenditures

TREASURER AND TAX COLLECTOR  
REPORT OF INVESTMENTS FOR APRIL 2025

ATTACHMENTS

- VI. PSI Portfolio Participant Composition
  - Percentage breakdown by participant in the PSI Portfolio
- VII. Composition of PSI Portfolio by Type Chart
  - Graphic presentation of the percentage composition of the PSI Portfolio by major security type
- VIII. Investment Transaction Journal
  - Listing of securities purchased, sold and transferred between portfolios during the month
- IX. Comparison of Investment Cost to Market Value
  - Summary comparison of investment amortized cost to market value by security type
- X. Treasurer Position Compared to Market Value Report
  - Inventory listing of portfolio securities showing amortized cost and market value for each investment
- XI. Trustee and Managed Funds
  - Listing of funds and accounts managed by outside trustees
- XII. Schedule of Floating Rate Securities
  - Inventory listing of portfolio securities where the stated interest rate changes between the purchase date and the maturity date
- XIII. Schedule of Bond Anticipation Notes
  - Inventory listing of Bond Anticipation Notes held by the PSI Portfolio and their current interest rates
- XIV. Inventory Report – Totals Section Security Type Grouping
  - Summary of weighted-average time to maturity by security type

TREASURER AND TAX COLLECTOR  
REPORT OF INVESTMENTS FOR APRIL 2025

ATTACHMENTS

XV. Inventory Report – Totals Section Maturity Range Grouping

Summary of the amortized cost value of securities maturing within selected time frames

XVI. Composition of PSI Portfolio by Maturity Chart

Graphic presentation of the percentage composition of the PSI Portfolio by selected maturity ranges

XVII. Pooled Money Investment Board Letter – Treasurer State of California

Summary of State Treasurer's Local Agency Investment Fund (LAIF)

XVIII. Pending Transactions Report

Detailed report of transactions with future settlement dates

**POOLED SURPLUS AND SPECIFIC PURPOSE INVESTMENTS  
AS OF APRIL 30, 2025**

**SCHEDULE A**

<u>PORTFOLIO PROFILE</u>	<u>Pooled Surplus Investments</u>	<u>Specific Purpose Investments</u>
Inventory Balance at 04/30/25		
At Cost	\$ 63,052,732,743	\$ 311,914,122
At Market	\$ 61,554,998,809	\$ 291,297,883
Repurchase Agreements	\$ -	\$ -
Reverse Repurchase Agreements	\$ -	\$ -
Composition by Security Type:		
Certificates of Deposit	2.93%	0.00%
United States Government and Agency Obligations	66.86%	85.36%
Bankers Acceptances	0.00%	0.00%
Commercial Paper	30.15%	0.00%
Municipal Obligations	0.06%	0.52%
Corporate and Deposit Notes	0.00%	0.00%
Repurchase Agreements	0.00%	0.00%
Asset-Backed	0.00%	0.00%
Other	0.00%	14.12%
1-60 days	43.10%	25.48%
61 days-1 year	27.25%	50.47%
Over 1 year	29.65%	24.05%
Weighted Average Days to Maturity	558	

**POOLED SURPLUS AND SPECIFIC PURPOSE INVESTMENTS  
AS OF APRIL 30, 2025**

**SCHEDULE A1**

The following is a summary of the credit quality distribution and concentration of credit risk by investment type as a percentage of each portfolio's cost at April 30, 2025:

<u>PSI</u>	<u>S&amp;P</u>	<u>Moody's</u>	<u>Fitch</u>	<u>% of Portfolio</u>
Commercial Paper	A-1	P-1	F1	30.15%
Municipals:				
Los Angeles County Securities	AA+	Aa1	AAA	0.06%
Negotiable Certificates of Deposit	A-1	P-1	F1	2.93%
U.S. Agency Securities	AA+	Aaa	AAA	44.33%
U.S. Treasury Securities:				
U.S. Treasury Notes	AA+	Aaa	AA+	3.48%
U.S. Treasury Bills	AA+	Aaa	AA+	19.05%
				<u>100.00%</u>
				<u>100.00%</u>
<u>SPI</u>				
Local Agency Investment Fund	Not Rated	Not Rated	Not Rated	14.13%
Los Angeles County Securities	AAA	Aa1	AAA	0.52%
U.S. Agency Securities	AA+	Aaa	AAA	23.53%
U.S. Treasury Securities:				
U.S. Treasury Bills	AA+	Aaa	AA+	61.82%
				<u>100.00%</u>
				<u>100.00%</u>

**POOLED SURPLUS INVESTMENTS (PSI) EARNINGS REPORT  
APRIL 30, 2025**

**SCHEDULE B**

**TREASURER POOLED SURPLUS  
INVESTMENTS PORTFOLIO**

Investment Balance 04/30/25	\$ 63,052,732,743
Market Value at 04/30/25	\$ 61,554,998,809
Average Daily Balance	\$ 61,018,203,699
Gains and Losses:	
For the Month	\$ 293,073
For the Past 12 Months	\$ 349,035
Unrealized Gains and Losses on Transfers between Portfolio for the Month	\$ -
Earnings for the Month	\$ 182,992,944
Earnings for the Past 12 Months	\$ 2,191,425,133
Earnings Rate for the Month	3.63%

**SUMMARY REPORT OF TREASURER'S DEPOSITORY ACCOUNTS**

**AS OF APRIL 30, 2025**

**SCHEDULE C**

<u>Bank Name</u>	<u>Balance</u>
Bank of America - Concentration	\$ 44,288,372.54
Bank of Montreal - Concentration	\$ 109,518,915.88 (A)
Citibank - Concentration	\$ 2,401.91
JP Morgan Chase - Concentration	\$ 100,653,600.90 (B)
Wells Fargo - Concentration	\$ -
Total Ledger Balance for all Banks	<u>\$ 254,463,291.23</u>

(A) \$100 million of this amount is related to the deposit of funds in an interest-bearing money market savings account, in accordance with the Treasurer's authority under California Government Code Section 53633.

(B) \$100 million of this amount is related to the deposit of funds in an interest-bearing money market savings account, in accordance with the Treasurer's authority under California Government Code Section 53633.

TREASURER'S ACTIVITY FOR APRIL 2025  
AND CASH AVAILABILITY  
FOR THE NEXT SIX-MONTH PERIOD

SCHEDULE D

Government Code Section 53646 (b) (3) requires the Treasurer and Tax Collector to include a statement in the investment report, denoting the ability of the Pooled Surplus Investment Fund to meet its disbursement requirements for the next six months.

The Los Angeles County Pooled Surplus Investment Fund consists of funds in its treasury deposited by various entities required to do so by statute, as well as those entities voluntarily depositing monies in accordance with Government Code Section 53684.

The Treasurer and Tax Collector is required to disburse monies placed in the treasury as directed by the Auditor-Controller, except for the making of legal investments, to the extent funds are transferred to one or more clearing funds in accordance with Government Code Section 29808.

The Treasurer and Tax Collector, in her projection of cash availability to disburse funds as directed by the Auditor-Controller, is relying exclusively on historical Pooled Surplus Investment Fund deposits and disbursements and future cash flow projections provided by the depositing entities. No representation is made as to an individual depositor's ability to meet their anticipated expenditures with anticipated revenues.

Summary of Activity for April 2025

Total Deposits	\$	15,200,981,976.90
Total Disbursements	\$	8,709,689,228.20
Discretionary Funds Liquidity Withdrawal Ratio:		
As of April 30, 2025		1.76

Six-Month Cash Availability Projection:

<u>Month</u>	<u>Investment</u>	<u>Deposits</u>	<u>Disbursements</u>	<u>Cumulative</u>
	<u>Maturities</u>			<u>Available Cash</u>
May	\$ 14,677,673,000.00	\$ 5,298,100,000.00	\$ 8,554,400,000.00	\$ 11,421,373,000.00
June	\$ 12,858,016,000.00	\$ 4,733,200,000.00	\$ 8,360,100,000.00	\$ 20,652,489,000.00
July	\$ 12,196,096,000.00	\$ 4,480,900,000.00	\$ 10,569,800,000.00	\$ 26,759,685,000.00
August	\$ 2,729,664,000.00	\$ 3,862,400,000.00	\$ 6,626,600,000.00	\$ 26,725,149,000.00
September	\$ 735,000,000.00	\$ 5,622,400,000.00	\$ 7,803,000,000.00	\$ 25,279,549,000.00
October	\$ 250,000,000.00	\$ 7,561,400,000.00	\$ 7,313,900,000.00	\$ 25,777,049,000.00

## TREASURER'S INVESTMENT STRATEGY

### SCHEDULE E

Two portfolios are maintained by the Los Angeles County Treasurer and Tax Collector (Treasurer).

The Pooled Surplus Investment (PSI) Portfolio is used to account for all pooled investments. The PSI strategy is to maintain principal and to provide sufficient cash to meet expenditure needs. The cash flow needs of our pool members are monitored daily to ensure that sufficient liquidity is maintained to meet the needs of participants. A review of the PSI Portfolio's cash flow projections at the preparation date of this report indicates that longer average days to maturity may be prudent. On August 30, 2021, the Treasurer increased the average days to maturity target range from between 1 and 3 years to between 1 and 4 years.

In April 2025, the Treasurer placed \$620.77 million in the Bank of Montreal Market Plus Account and \$150 million in JP Morgan Chase Money Market Account in accordance with the Treasurer's authority under California Government Code Section 53633. At month-end, \$100 million remained in the Bank of Montreal Money Market Plus Account and \$100 million in the JP Morgan Chase Money Market Account. These accounts are collateralized in accordance with California Government Code Section 53652. The balances and income are included in the Pool's earnings rate calculations.

The Specific Purpose Investment (SPI) Portfolio is used to account for specific investments requested by various entities to provide for specific needs not available if monies are placed in a pool. The individual investment strategies are targeted for the needs of the requesting entity.

Expected cash flow projections for the next twelve months continue to indicate that sufficient cash is available for participants' estimated needs. We will continue our basic investment philosophy to buy and hold to a designated maturity, high quality fixed income investments.

TREASURER AND TAX COLLECTOR  
REPORT OF INVESTMENTS  
DEFINITIONS OF SECURITIES

AGENCIES – Securities (debentures and notes) issued by Federal agencies, such as Federal Home Loan Banks (FHLB), and Federal Farm Credit Banks (FFCB). Agency Securities are issued on both a discount and coupon basis and have a variety of maturity periods. A few are backed by the full faith and credit of the United States Government, some are guaranteed by the Treasury or supported by the issuing agency's right to borrow from the Treasury, and some lack any formal governmental backing. Government National Mortgage Association (GNMA) and Federal Home Loan Mortgage Corp. (FHLMC) securities are mortgage-backed.

ASSET BACKED SECURITIES – Corporate notes secured by an identifiable pool of assets such as loans, leases, and installment contracts or trade receivables. The interest rate is fixed and paid either on a monthly or semi-annual basis. In some cases, a portion of the principal is also paid monthly.

BANKERS ACCEPTANCES – Negotiable time drafts drawn on foreign or domestic banks to finance the export, import, shipment, and storage of goods. The drafts are sold at a discount and redeemed by the accepting bank at maturity for full face value. Maturities range from one to 270 days.

COLLATERALIZED CERTIFICATES OF DEPOSIT – Non-negotiable instruments evidencing a time deposit made with a bank at a fixed rate of interest for a fixed period, secured by collateral such as United States Government securities or mortgages.

COMMERCIAL PAPER – Promissory notes with a maturity of one to 270 days issued in the open market by various economic entities to finance certain short-term credit needs. Notes are issued on a discount or interest-bearing basis.

CORPORATE NOTES – Unsecured, registered debt securities issued by corporations operating within the United States at fixed or variable rates of interest for a fixed period. Interest for floating rate corporate notes is payable periodically at a rate which is adjusted monthly according to a predetermined formula. Fixed rate corporate notes pay interest semi-annually.

GOVERNMENTS – Negotiable United States Treasury securities such as Treasury bills, notes and bonds. Treasury bills are issued on a discount basis in 1-month, 3-month, 6-month, and 52-week maturities. Treasury notes and bonds are coupon issues, with one to ten year and ten to thirty year maturities, respectively. Treasury securities are guaranteed as to principal and interest by the United States Government.

FORWARD CONTRACTS – Customized contracts traded in the Over The Counter Market where the holder of the contract is obligated to buy or sell a specific amount of an underlying asset at a specific price on a specific future date.

FUTURE CONTRACTS – Standardized contracts traded on recognized exchanges where the holder of the contract is obligated to buy or sell a specific amount of an underlying asset at a specific price on a specific future date.

INTEREST RATE SWAP AGREEMENT – Contractual agreement in which two parties agree to exchange interest payment streams for a specific term. There is no exchange of principal, but a “notional amount” is established to serve as the basis for calculating the interest payment.

LOCAL AGENCY INVESTMENT FUND – Shares of beneficial interest issued by the State of California pursuant to Government Code Section 16429.1.

MONEY MARKET FUND – Shares of beneficial interest issued by diversified management companies registered with the Securities and Exchange Commission in accordance with Section 270, 2a-7 of Title 17 of the Code of Federal Regulation.

MUNICIPALS – Debt securities issued by state and local governments and their agencies, usually in the form of bonds, notes and certificates of participation. These securities may be short or long-term, and normally coupon issues are secured in some manner by the borrower.

NEGOTIABLE CERTIFICATES OF DEPOSIT – Negotiable instruments evidencing a time deposit made with a commercial bank or thrift institution at a fixed rate of interest for a fixed period. Term certificates of deposits (CDs) are issued with maturities in excess of one year, and normally pay interest semi-annually. Eurodollar CDs are dollar-denominated CDs issued by foreign (mainly London) branches of major American and foreign commercial banks. Yankee CDs are dollar-denominated CDs issued by foreign commercial banks domiciled in the United States.

OPTION CONTRACTS – Contracts traded in either the Over the Counter Market or recognized exchanges where the purchaser has the right but not the obligation to buy or sell a specific amount of an underlying asset at a specific price within a specific time period.

PROMISSORY NOTE – An unsecured promise to pay between two entities. Notes are on a discount or interest-bearing basis.

REVERSE REPURCHASE AGREEMENTS – A reverse repurchase agreement consists of two simultaneous transactions. One is the sale of securities by the County to a bank or dealer. The other is the commitment by the County to repurchase the securities at the same price at a mutually agreed upon date. The County invests the cash proceeds

of the “sale” in other securities. The term of the reverse repurchase agreements may not exceed one year. The securities “sold” are typically treasury issues.

REPURCHASE AGREEMENTS – A repurchase agreement consists of two simultaneous transactions. One is the purchase of securities by the County from a bank or dealer. The other is the commitment by the County to sell the securities back at an agreed upon date and price. The term of the repurchase agreements may not exceed thirty days. The securities “purchased” are typically treasury issues.

SECURITIES LENDING AGREEMENTS – Agreements under which the County agrees to transfer securities to a borrower who, in turn agrees to provide collateral to the County. During the term of the agreement, both the securities and the collateral are held by a third party. At the conclusion of the agreement, the securities are transferred back to the County in return for the collateral.

SUPRANATIONALS – United States dollar denominated senior unsecured unsubordinated obligations issued or unconditionally guaranteed by any of the supranational institutions identified in Government Code Section 53601(Q) which are eligible for purchase and sale within the United States.

TRUST INVESTMENTS – Shares of beneficial interest issued by a joint powers authority organized pursuant to Government Code Section 6509.7 that invests in securities and obligations authorized in Section 53601 (a) to (o) of the Government Code.

TREASURER AND TAX COLLECTOR  
REPORT OF INVESTMENT TRANSACTIONS FOR APRIL 2025  
COMPLIANCE REPORT

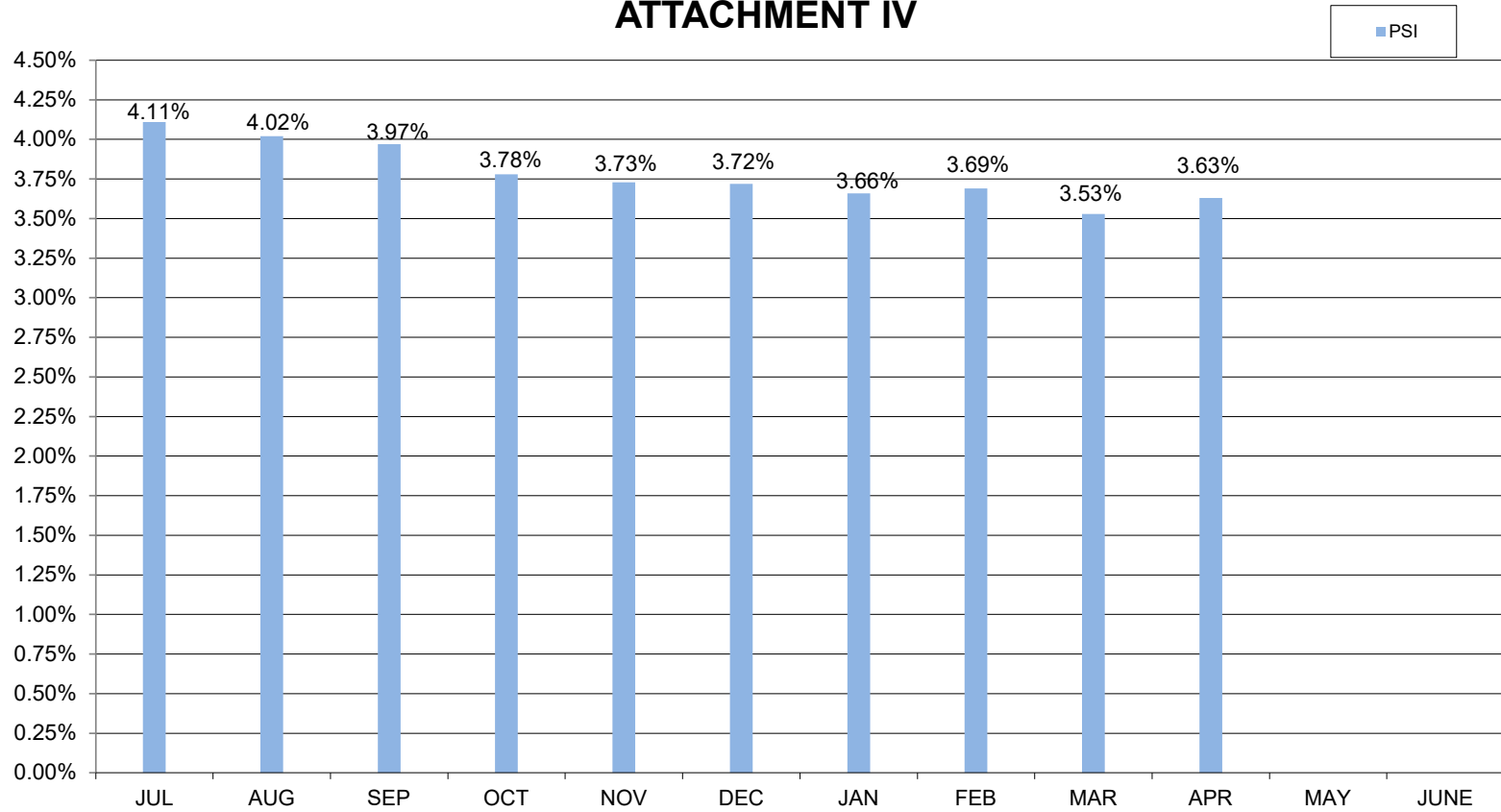
Portfolio Securities Not in Accordance with Treasurer Policy  
For the Month of April 2025

No exceptions noted.

LOS ANGELES COUNTY TREASURER  
 PERFORMANCE REPORT  
 PORTFOLIO COST  
 THROUGH APRIL 30, 2025  
 ATTACHMENT III

DAY	POOLED SURPLUS INVESTMENTS		SPECIFIC PURPOSE INVESTMENTS	
		TOTAL COST		TOTAL COST
04/01/2025	\$	56,148,240,542.28	\$	310,790,727.20
04/02/2025		56,661,681,515.14		310,812,903.59
04/03/2025		56,950,659,274.59		310,835,079.97
04/04/2025		56,644,283,097.29		310,857,256.37
04/05/2025		56,648,150,403.23		310,879,432.76
04/06/2025		56,602,017,709.17		310,901,609.16
04/07/2025		56,928,656,534.09		310,923,785.53
04/08/2025		59,994,079,673.50		310,945,961.91
04/09/2025		61,657,999,494.52		310,968,138.31
04/10/2025		62,096,198,722.73		310,990,314.70
04/11/2025		63,176,051,023.18		311,012,491.09
04/12/2025		63,180,676,401.42		311,034,667.47
04/13/2025		63,185,301,779.65		311,056,843.87
04/14/2025		63,521,671,872.87		311,079,020.26
04/15/2025		63,275,394,659.11		311,581,475.82
04/16/2025		63,262,649,452.41		311,603,652.19
04/17/2025		61,693,505,356.02		311,625,828.57
04/18/2025		61,698,014,592.95		311,648,004.97
04/19/2025		61,702,523,829.88		311,670,181.36
04/20/2025		61,707,033,066.81		311,692,357.76
04/21/2025		61,857,180,116.54		311,714,534.13
04/22/2025		61,914,002,315.29		311,736,710.53
04/23/2025		61,984,165,503.44		311,758,886.92
04/24/2025		61,990,189,656.54		311,781,063.32
04/25/2025		62,046,995,027.48		311,803,239.69
04/26/2025		62,051,586,563.88		311,825,416.07
04/27/2025		62,056,178,100.28		311,847,592.47
04/28/2025		63,287,196,839.97		311,869,768.86
04/29/2025		63,571,095,097.57		311,891,945.26
04/30/2025		63,052,732,742.87		311,914,121.63
	\$	<b>61,018,203,698.82</b>	\$	<b>311,368,433.73</b>

**LOS ANGELES COUNTY TREASURER  
EARNINGS RATE ON INVESTMENTS  
FISCAL YEAR 2024-25  
ATTACHMENT IV**



**LOS ANGELES COUNTY TREASURER  
NET INCOME FOR THE MONTH-ENDED APRIL 30, 2025 (ACCRUAL BASIS)  
ATTACHMENT V**

	<b>POOLED SURPLUS INVESTMENT TRADING/NON-TRADING</b>	<b>SPECIFIC PURPOSE INVESTMENT</b>
Revenues:		
Interest Earnings	\$ 50,342,810	\$ 155,912
Gains (Losses) on Sales/Calls of Non-Trading Securities	293,073	-
Gains (Losses) on Sales of Trading Securities		
Amortization/Accretion	132,357,061	665,292
Total Revenues	<u>\$ 182,992,944</u>	<u>\$ 821,204</u>
Expenses:		
Interest Expense	-	-
*Investment Management Fee	-	10,946
	<u>\$ -</u>	<u>\$ 10,946</u>
NET INCOME	<u>\$ 182,992,944</u>	<u>\$ 810,258</u>

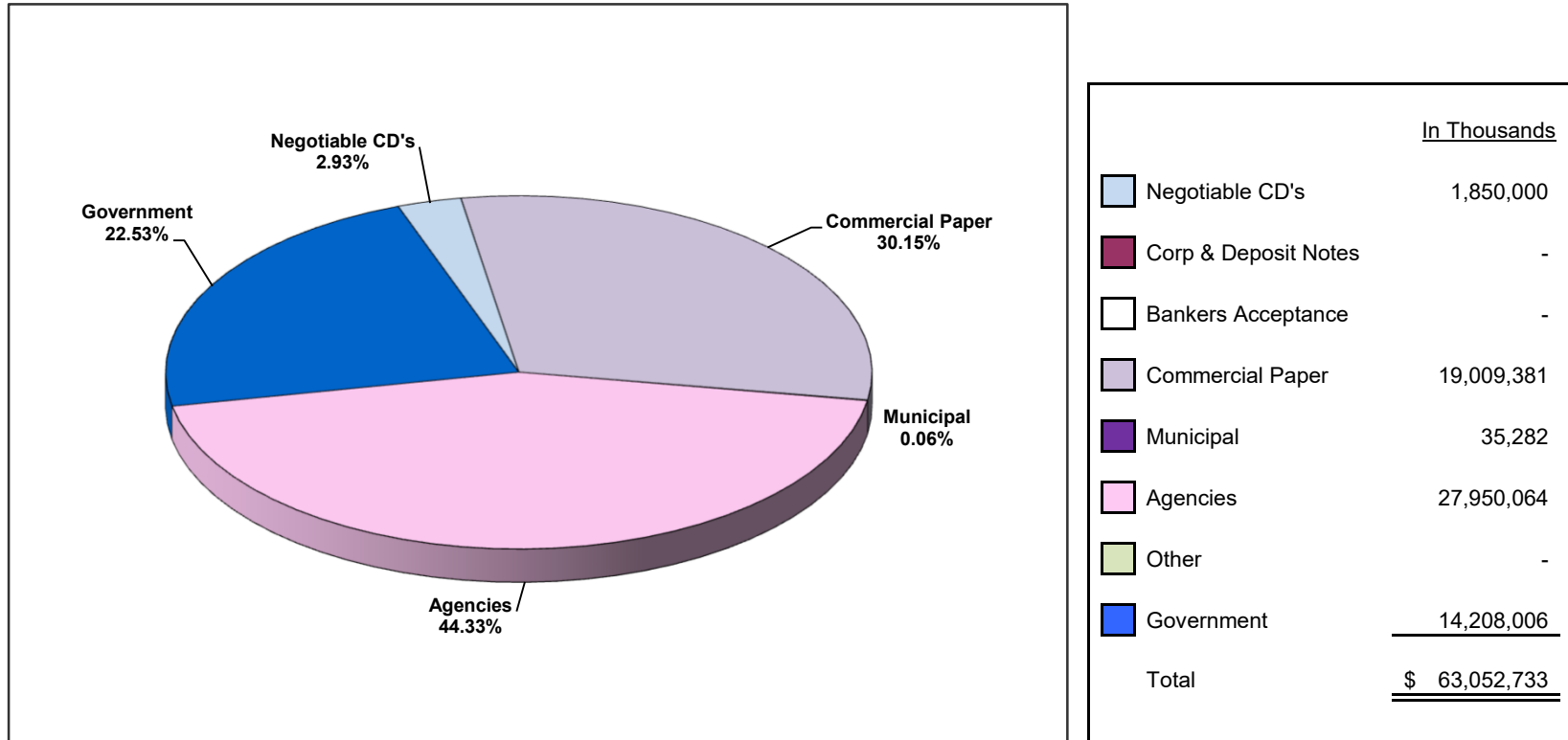
\*Estimated and later adjusted.

**LOS ANGELES COUNTY TREASURER**  
**PSI COMPOSITION**  
**APRIL 30, 2025**  
**ATTACHMENT VI**

**PSI PORTFOLIO PARTICIPATION COMPOSITION**

<u>Entity</u>	<u>Non-Discretionary</u>	<u>Discretionary</u>
Consolidated School Districts	47.70%	
Los Angeles County and Related Entities	46.90%	
Consolidated Sanitation Districts		1.46%
Metropolitan Transportation Authority		0.85%
Miscellaneous Agencies Pooled Investments		0.57%
South Coast Air Quality Management District		2.40%
Miscellaneous		0.01%
Subtotal	94.60%	5.29%
County Bond Proceeds and Repayment Funds		0.11%
<b>Grand Total</b>	<b>94.60%</b>	<b>5.40%</b>

**LOS ANGELES COUNTY TREASURER  
COMPOSITION OF PSI PORTFOLIO BY SECURITY TYPE  
AS OF APRIL 2025  
ATTACHMENT VII**



*Investment Composition Is In Compliance With The Los Angeles County Treasurer's Investment Policy.*

LOS ANGELES COUNTY TREASURER  
 INVESTMENT TRANSACTIONS JOURNAL  
 PURCHASE DETAIL REPORT  
 GROUP: POOLED SURPLUS INVESTMENTS  
 FOR THE PERIOD: APRIL 1, 2025 TO APRIL 30, 2025  
 ATTACHMENT VIII

Account	Original Trs ID	Description	Settle Date	Maturity Date	Rate	PAR	Principal	Accr Interest	Broker/Dealer
NTRD	1519664126	FANNIE MAE D NOTE 05/30/25	04/02/2025	05/30/2025	4.17000	50,000,000.00	49,664,083.33	0.00	GREAT PACIFIC SECURITIES
NTRD	1519664134	FANNIE MAE D NOTE 05/30/25	04/02/2025	05/30/2025	4.17000	50,000,000.00	49,664,083.33	0.00	GREAT PACIFIC SECURITIES
NTRD	1520670921	FANNIE MAE D NOTE 06/16/25	04/03/2025	06/16/2025	4.16000	50,000,000.00	49,572,444.44	0.00	PIPER SANDLER COMPANIES
NTRD	1520670928	FANNIE MAE D NOTE 06/16/25	04/03/2025	06/16/2025	4.16000	50,000,000.00	49,572,444.44	0.00	PIPER SANDLER COMPANIES
NTRD	1533029726	FANNIE MAE D NOTE 06/17/25	04/21/2025	06/17/2025	4.20000	50,000,000.00	49,667,500.00	0.00	DAIWA CAPITAL MARKETS AMERICA INC.
NTRD	1533029730	FANNIE MAE D NOTE 06/17/25	04/21/2025	06/17/2025	4.20000	50,000,000.00	49,667,500.00	0.00	DAIWA CAPITAL MARKETS AMERICA INC.
NTRD	1539046011	FANNIE MAE D NOTE 07/18/25	04/28/2025	07/18/2025	4.15500	50,000,000.00	49,532,562.50	0.00	FHN FINANCIAL CAPITAL MARKETS
NTRD	1539046016	FANNIE MAE D NOTE 07/18/25	04/28/2025	07/18/2025	4.15500	50,000,000.00	49,532,562.50	0.00	FHN FINANCIAL CAPITAL MARKETS
NTRD	1539046028	FANNIE MAE D NOTE 07/18/25	04/28/2025	07/18/2025	4.15500	50,000,000.00	49,532,562.50	0.00	FHN FINANCIAL CAPITAL MARKETS
NTRD	1539046029	FANNIE MAE D NOTE 07/18/25	04/28/2025	07/18/2025	4.15500	50,000,000.00	49,532,562.50	0.00	FHN FINANCIAL CAPITAL MARKETS
NTRD	1522972745	FED FARM CR BNKS D NOTE 06/05/25	04/08/2025	06/05/2025	4.23000	50,000,000.00	49,659,250.00	0.00	FHN FINANCIAL CAPITAL MARKETS
NTRD	1522972746	FED FARM CR BNKS D NOTE 06/05/25	04/08/2025	06/05/2025	4.23000	50,000,000.00	49,659,250.00	0.00	FHN FINANCIAL CAPITAL MARKETS
NTRD	1536180390	FED FARM CR BNKS D NOTE 06/05/25	04/24/2025	06/05/2025	4.21000	50,000,000.00	49,754,416.67	0.00	FHN FINANCIAL CAPITAL MARKETS
NTRD	1524830854	FED FARM CR BNKS D NOTE 06/18/25	04/09/2025	06/18/2025	4.25000	50,000,000.00	49,586,805.56	0.00	DAIWA CAPITAL MARKETS AMERICA INC.
NTRD	1524830857	FED FARM CR BNKS D NOTE 06/18/25	04/09/2025	06/18/2025	4.25000	50,000,000.00	49,586,805.56	0.00	DAIWA CAPITAL MARKETS AMERICA INC.
NTRD	1524830865	FED FARM CR BNKS D NOTE 06/18/25	04/09/2025	06/18/2025	4.25000	50,000,000.00	49,586,805.56	0.00	MIZUHO SECURITIES USA LLC
NTRD	1524830867	FED FARM CR BNKS D NOTE 06/18/25	04/09/2025	06/18/2025	4.25000	50,000,000.00	49,586,805.56	0.00	MIZUHO SECURITIES USA LLC
NTRD	1530676664	FED FARM CR BNKS D NOTE 08/01/25	04/16/2025	08/01/2025	4.20000	50,000,000.00	49,375,833.33	0.00	PIPER SANDLER COMPANIES
NTRD	1521708890	FHLBANKS D NOTE 05/13/25	04/04/2025	05/13/2025	4.24000	7,174,000.00	7,141,047.43	0.00	RAYMOND, JAMES & ASSOC.INC
NTRD	1521708893	FHLBANKS D NOTE 05/13/25	04/04/2025	05/13/2025	4.24000	50,000,000.00	49,770,333.33	0.00	RAYMOND, JAMES & ASSOC.INC
NTRD	1519664122	FHLBANKS D NOTE 05/19/25	04/02/2025	05/19/2025	4.24000	50,000,000.00	49,723,222.22	0.00	RAYMOND, JAMES & ASSOC.INC
NTRD	1519664129	FHLBANKS D NOTE 05/19/25	04/02/2025	05/19/2025	4.24000	50,000,000.00	49,723,222.22	0.00	RAYMOND, JAMES & ASSOC.INC
NTRD	1524069788	FHLBANKS D NOTE 05/30/25	04/08/2025	05/30/2025	4.22000	50,000,000.00	49,695,222.22	0.00	GREAT PACIFIC SECURITIES
NTRD	1524069805	FHLBANKS D NOTE 05/30/25	04/08/2025	05/30/2025	4.22000	50,000,000.00	49,695,222.22	0.00	GREAT PACIFIC SECURITIES
NTRD	1524069815	FHLBANKS D NOTE 05/30/25	04/08/2025	05/30/2025	4.22000	50,000,000.00	49,695,222.22	0.00	GREAT PACIFIC SECURITIES
NTRD	1524069818	FHLBANKS D NOTE 05/30/25	04/08/2025	05/30/2025	4.22000	50,000,000.00	49,695,222.22	0.00	GREAT PACIFIC SECURITIES
NTRD	1524830853	FHLBANKS D NOTE 06/02/25	04/09/2025	06/02/2025	4.25000	50,000,000.00	49,681,250.00	0.00	BANCROFT CAPITAL, LLC
NTRD	1524830862	FHLBANKS D NOTE 06/02/25	04/09/2025	06/02/2025	4.25000	50,000,000.00	49,681,250.00	0.00	BANCROFT CAPITAL, LLC
NTRD	1524069776	FHLBANKS D NOTE 06/06/25	04/08/2025	06/06/2025	4.15000	50,000,000.00	49,659,930.56	0.00	MIZUHO SECURITIES USA LLC
NTRD	1524069794	FHLBANKS D NOTE 06/06/25	04/08/2025	06/06/2025	4.15000	50,000,000.00	49,659,930.56	0.00	MIZUHO SECURITIES USA LLC
NTRD	1524069806	FHLBANKS D NOTE 06/06/25	04/08/2025	06/06/2025	4.15000	50,000,000.00	49,659,930.56	0.00	MIZUHO SECURITIES USA LLC
NTRD	1524069814	FHLBANKS D NOTE 06/06/25	04/08/2025	06/06/2025	4.15000	50,000,000.00	49,659,930.56	0.00	MIZUHO SECURITIES USA LLC
NTRD	1524830850	FHLBANKS D NOTE 06/09/25	04/09/2025	06/09/2025	4.24500	39,147,000.00	38,865,418.89	0.00	MISCHLER FINANCIAL GROUP INC.
NTRD	1537059257	FHLBANKS D NOTE 06/09/25	04/25/2025	06/09/2025	4.22000	47,737,000.00	47,485,187.33	0.00	MISCHLER FINANCIAL GROUP INC.
NTRD	1524069775	FHLBANKS D NOTE 06/23/25	04/08/2025	06/23/2025	4.15000	50,000,000.00	49,561,944.44	0.00	BANCROFT CAPITAL, LLC
NTRD	1524069798	FHLBANKS D NOTE 06/23/25	04/08/2025	06/23/2025	4.15000	50,000,000.00	49,561,944.44	0.00	BANCROFT CAPITAL, LLC
NTRD	1524069810	FHLBANKS D NOTE 06/23/25	04/08/2025	06/23/2025	4.15000	50,000,000.00	49,561,944.44	0.00	BANCROFT CAPITAL, LLC
NTRD	1524069824	FHLBANKS D NOTE 06/23/25	04/08/2025	06/23/2025	4.15000	50,000,000.00	49,561,944.44	0.00	BANCROFT CAPITAL, LLC
NTRD	1531734825	FHLBANKS D NOTE 06/24/25	04/17/2025	06/24/2025	4.22000	50,000,000.00	49,601,444.44	0.00	KEYBANC CAPITAL MARKETS INC.
NTRD	1533029718	FHLBANKS D NOTE 06/24/25	04/21/2025	06/24/2025	4.23500	23,052,000.00	22,878,444.05	0.00	RAYMOND, JAMES & ASSOC.INC
NTRD	1533029729	FHLBANKS D NOTE 06/24/25	04/21/2025	06/24/2025	4.23500	50,000,000.00	49,623,555.56	0.00	RAYMOND, JAMES & ASSOC.INC
NTRD	1519664133	FHLBANKS D NOTE 06/25/25	04/02/2025	06/25/2025	4.21000	48,623,000.00	48,145,360.06	0.00	MISCHLER FINANCIAL GROUP INC.
NTRD	1526624634	FHLBANKS D NOTE 06/30/25	04/11/2025	06/30/2025	4.17000	50,000,000.00	49,536,666.67	0.00	SIEBERT WILLIAMS SHANK CO. & LLC
NTRD	1517717436	FHLBANKS D NOTE 07/02/25	04/02/2025	07/02/2025	4.20900	50,000,000.00	49,468,029.17	0.00	BANCROFT CAPITAL, LLC
NTRD	1517717438	FHLBANKS D NOTE 07/02/25	04/02/2025	07/02/2025	4.20900	50,000,000.00	49,468,029.17	0.00	BANCROFT CAPITAL, LLC
NTRD	1540268816	FHLBANKS D NOTE 07/02/25	04/29/2025	07/02/2025	4.21000	50,000,000.00	49,625,777.78	0.00	GREAT PACIFIC SECURITIES
NTRD	1540268823	FHLBANKS D NOTE 07/02/25	04/29/2025	07/02/2025	4.21000	50,000,000.00	49,625,777.78	0.00	GREAT PACIFIC SECURITIES
NTRD	1525747962	FHLBANKS D NOTE 07/07/25	04/10/2025	07/07/2025	4.17000	21,161,000.00	20,945,298.87	0.00	KEYBANC CAPITAL MARKETS INC.
NTRD	1525747963	FHLBANKS D NOTE 07/07/25	04/10/2025	07/07/2025	4.17000	50,000,000.00	49,490,333.33	0.00	KEYBANC CAPITAL MARKETS INC.
NTRD	1534369054	FHLBANKS D NOTE 07/08/25	04/22/2025	07/08/2025	4.19500	50,000,000.00	49,551,368.06	0.00	KEYBANC CAPITAL MARKETS INC.
NTRD	1534369057	FHLBANKS D NOTE 07/08/25	04/22/2025	07/08/2025	4.19500	50,000,000.00	49,551,368.06	0.00	KEYBANC CAPITAL MARKETS INC.
NTRD	1525747953	FHLBANKS D NOTE 07/11/25	04/11/2025	07/11/2025	4.21800	50,000,000.00	49,466,891.67	0.00	BANCROFT CAPITAL, LLC
NTRD	1525747961	FHLBANKS D NOTE 07/11/25	04/11/2025	07/11/2025	4.21800	50,000,000.00	49,466,891.67	0.00	BANCROFT CAPITAL, LLC
NTRD	1528840930	FHLBANKS D NOTE 07/16/25	04/16/2025	07/16/2025	4.21400	50,000,000.00	49,467,397.22	0.00	MIZUHO SECURITIES USA LLC
NTRD	1528840932	FHLBANKS D NOTE 07/16/25	04/16/2025	07/16/2025	4.21400	50,000,000.00	49,467,397.22	0.00	MIZUHO SECURITIES USA LLC
NTRD	1540268830	FHLBANKS D NOTE 07/17/25	04/29/2025	07/17/2025	4.20000	50,000,000.00	49,539,166.67	0.00	MISCHLER FINANCIAL GROUP INC.
NTRD	1541290118	FHLBANKS D NOTE 07/17/25	04/29/2025	07/17/2025	4.20000	50,000,000.00	49,539,166.67	0.00	MISCHLER FINANCIAL GROUP INC.
NTRD	1531734820	FHLBANKS D NOTE 07/18/25	04/21/2025	07/18/2025	4.22800	50,000,000.00	49,483,244.44	0.00	BANCROFT CAPITAL, LLC

LOS ANGELES COUNTY TREASURER  
 INVESTMENT TRANSACTIONS JOURNAL  
 PURCHASE DETAIL REPORT  
 GROUP: POOLED SURPLUS INVESTMENTS  
 FOR THE PERIOD: APRIL 1, 2025 TO APRIL 30, 2025  
 ATTACHMENT VIII

Account	Original Trs ID	Description	Settle Date	Maturity Date	Rate	PAR	Principal	Accr Interest	Broker/Dealer	
NTRD	1531734832	FHLBANKS D NOTE 07/18/25	04/21/2025	07/18/2025	4.22800	50,000,000.00	49,483,244.44	0.00	BANCROFT CAPITAL, LLC	
NTRD	1540268813	FHLBANKS D NOTE 07/18/25	04/29/2025	07/18/2025	4.17500	31,369,000.00	31,077,965.39	0.00	GREAT PACIFIC SECURITIES	
NTRD	1535424897	FHLBANKS D NOTE 07/21/25	04/23/2025	07/21/2025	4.18500	50,000,000.00	49,482,687.50	0.00	CANTOR FITZGERALD & CO.	
NTRD	1534369051	FHLBANKS D NOTE 07/23/25	04/23/2025	07/23/2025	4.21500	50,000,000.00	49,467,270.83	0.00	BANCROFT CAPITAL, LLC	
NTRD	1534369058	FHLBANKS D NOTE 07/23/25	04/23/2025	07/23/2025	4.21500	50,000,000.00	49,467,270.83	0.00	MIZUHO SECURITIES USA LLC	
NTRD	1536180389	FHLBANKS D NOTE 07/23/25	04/24/2025	07/23/2025	4.18500	19,527,000.00	19,322,698.76	0.00	MISCHLER FINANCIAL GROUP INC.	
NTRD	1536180393	FHLBANKS D NOTE 07/23/25	04/24/2025	07/23/2025	4.18500	50,000,000.00	49,476,875.00	0.00	MISCHLER FINANCIAL GROUP INC.	
NTRD	1536180391	FHLBANKS D NOTE 07/25/25	04/25/2025	07/25/2025	4.20400	50,000,000.00	49,468,661.11	0.00	MIZUHO SECURITIES USA LLC	
NTRD	1536180394	FHLBANKS D NOTE 07/25/25	04/25/2025	07/25/2025	4.20400	50,000,000.00	49,468,661.11	0.00	PIPER SANDLER COMPANIES	
NTRD	1539046018	FHLBANKS D NOTE 07/30/25	04/28/2025	07/30/2025	4.18500	50,000,000.00	49,459,437.50	0.00	BANCROFT CAPITAL, LLC	
NTRD	1539046022	FHLBANKS D NOTE 07/30/25	04/28/2025	07/30/2025	4.18500	50,000,000.00	49,459,437.50	0.00	BANCROFT CAPITAL, LLC	
NTRD	1539046023	FHLBANKS D NOTE 07/30/25	04/28/2025	07/30/2025	4.18500	50,000,000.00	49,459,437.50	0.00	BANCROFT CAPITAL, LLC	
NTRD	1539046024	FHLBANKS D NOTE 07/30/25	04/28/2025	07/30/2025	4.18500	50,000,000.00	49,459,437.50	0.00	BANCROFT CAPITAL, LLC	
NTRD	1540268812	FHLBANKS D NOTE 07/30/25	04/30/2025	07/30/2025	4.19900	50,000,000.00	49,469,293.06	0.00	BANCROFT CAPITAL, LLC	
NTRD	1540268819	FHLBANKS D NOTE 07/30/25	04/30/2025	07/30/2025	4.19900	50,000,000.00	49,469,293.06	0.00	BANCROFT CAPITAL, LLC	
NTRD	1540268827	FHLBANKS D NOTE 07/30/25	04/30/2025	07/30/2025	4.19900	50,000,000.00	49,469,293.06	0.00	MIZUHO SECURITIES USA LLC	
NTRD	1539046013	FHLBANKS D NOTE 07/31/25	04/28/2025	07/31/2025	4.18500	50,000,000.00	49,453,625.00	0.00	PIPER SANDLER COMPANIES	
NTRD	1539046020	FHLBANKS D NOTE 07/31/25	04/28/2025	07/31/2025	4.18500	50,000,000.00	49,453,625.00	0.00	PIPER SANDLER COMPANIES	
NTRD	1539046025	FHLBANKS D NOTE 07/31/25	04/28/2025	07/31/2025	4.18500	50,000,000.00	49,453,625.00	0.00	PIPER SANDLER COMPANIES	
NTRD	1539046027	FHLBANKS D NOTE 07/31/25	04/28/2025	07/31/2025	4.18500	50,000,000.00	49,453,625.00	0.00	PIPER SANDLER COMPANIES	
NTRD	1517717428	FREDDIE MAC D NOTE 06/02/25	04/01/2025	06/02/2025	4.15500	50,000,000.00	49,642,208.33	0.00	DAIWA CAPITAL MARKETS AMERICA INC.	
NTRD	1520670922	FREDDIE MAC D NOTE 06/02/25	04/03/2025	06/02/2025	4.16000	50,000,000.00	49,653,333.33	0.00	US BANCORP ADVISORS	
NTRD	1520670938	FREDDIE MAC D NOTE 06/02/25	04/03/2025	06/02/2025	4.16000	50,000,000.00	49,653,333.33	0.00	US BANCORP ADVISORS	
<b>AGENCIES TOTAL</b>							<b>3,887,790,000.00</b>	<b>3,854,139,545.78</b>	<b>0.00</b>	
NTRD	1513443265	BMO CHICAGO 4.380 10/01/25	04/01/2025	10/01/2025	4.38000	50,000,000.00	50,000,000.00	0.00	TULLETT PREBON FINANCIAL SVCS LLC	
NTRD	1521715707	BOA 4.210 09/05/25	04/07/2025	09/05/2025	4.21000	50,000,000.00	50,000,000.00	0.00	BANK OF AMERICA	
NTRD	1526656137	BOA 4.380 09/08/25	04/11/2025	09/08/2025	4.38000	50,000,000.00	50,000,000.00	0.00	BANK OF AMERICA	
NTRD	1539060363	BOA 4.420 09/30/25	04/29/2025	09/30/2025	4.42000	50,000,000.00	50,000,000.00	0.00	BANK OF AMERICA	
NTRD	1524842584	CIBC NY 4.360 07/11/25	04/10/2025	07/11/2025	4.36000	50,000,000.00	50,000,000.00	0.00	TULLETT PREBON FINANCIAL SVCS LLC	
NTRD	1524842591	CIBC NY 4.360 07/11/25	04/10/2025	07/11/2025	4.36000	50,000,000.00	50,000,000.00	0.00	TULLETT PREBON FINANCIAL SVCS LLC	
NTRD	1521715706	DNB NEW YORK 4.270 07/07/25	04/07/2025	07/07/2025	4.27000	50,000,000.00	50,000,000.00	0.00	TULLETT PREBON FINANCIAL SVCS LLC	
NTRD	1536182353	DNB NEW YORK 4.410 07/31/25	04/28/2025	07/31/2025	4.41000	50,000,000.00	50,000,000.00	0.00	TULLETT PREBON FINANCIAL SVCS LLC	
NTRD	1536182354	DNB NEW YORK 4.410 07/31/25	04/28/2025	07/31/2025	4.41000	50,000,000.00	50,000,000.00	0.00	TULLETT PREBON FINANCIAL SVCS LLC	
NTRD	1519679745	NORDEA BK NY 4.310 07/03/25	04/03/2025	07/03/2025	4.31000	50,000,000.00	50,000,000.00	0.00	TULLETT PREBON FINANCIAL SVCS LLC	
NTRD	1522978647	SG NEW YORK 4.310 07/08/25	04/08/2025	07/08/2025	4.31000	50,000,000.00	50,000,000.00	0.00	TULLETT PREBON FINANCIAL SVCS LLC	
NTRD	1522978649	SG NEW YORK 4.310 07/08/25	04/08/2025	07/08/2025	4.31000	50,000,000.00	50,000,000.00	0.00	TULLETT PREBON FINANCIAL SVCS LLC	
NTRD	1539060362	SVNSKA HNDLSB NY 4.370 07/31/25	04/29/2025	07/31/2025	4.37000	50,000,000.00	50,000,000.00	0.00	TULLETT PREBON FINANCIAL SVCS LLC	
NTRD	1539060365	SVNSKA HNDLSB NY 4.370 07/31/25	04/29/2025	07/31/2025	4.37000	50,000,000.00	50,000,000.00	0.00	TULLETT PREBON FINANCIAL SVCS LLC	
NTRD	1526656146	SVNSKA HNDLSB NY 4.380 07/08/25	04/11/2025	07/08/2025	4.38000	50,000,000.00	50,000,000.00	0.00	TULLETT PREBON FINANCIAL SVCS LLC	
NTRD	1534443356	TORONTO DOM NY 4.440 06/30/25	04/23/2025	06/30/2025	4.44000	50,000,000.00	50,000,000.00	0.00	TULLETT PREBON FINANCIAL SVCS LLC	
NTRD	1534443357	TORONTO DOM NY 4.440 06/30/25	04/23/2025	06/30/2025	4.44000	50,000,000.00	50,000,000.00	0.00	TULLETT PREBON FINANCIAL SVCS LLC	
NTRD	1533034156	TORONTO DOM NY 4.440 07/21/25	04/22/2025	07/21/2025	4.44000	50,000,000.00	50,000,000.00	0.00	TULLETT PREBON FINANCIAL SVCS LLC	
NTRD	1533034158	TORONTO DOM NY 4.440 07/21/25	04/22/2025	07/21/2025	4.44000	50,000,000.00	50,000,000.00	0.00	TULLETT PREBON FINANCIAL SVCS LLC	
<b>CDS TOTAL</b>							<b>950,000,000.00</b>	<b>950,000,000.00</b>	<b>0.00</b>	
NTRD	1517728810	ATLANTIC AST SEC 06/30/25	04/01/2025	06/30/2025	4.35000	50,000,000.00	49,456,250.00	0.00	CITIGROUP GLOBAL MRKT INC	
NTRD	1517728811	ATLANTIC AST SEC 06/30/25	04/01/2025	06/30/2025	4.35000	50,000,000.00	49,456,250.00	0.00	CITIGROUP GLOBAL MRKT INC	
NTRD	1520692326	ATLANTIC AST SEC 07/03/25	04/03/2025	07/03/2025	4.33000	50,000,000.00	49,452,736.11	0.00	J.P. MORGAN SECURITIES LLC	
NTRD	1524842577	ATLANTIC AST SEC 07/08/25	04/09/2025	07/08/2025	4.36000	15,000,000.00	14,836,500.00	0.00	BANK OF AMERICA	
NTRD	1524842593	ATLANTIC AST SEC 07/08/25	04/09/2025	07/08/2025	4.36000	50,000,000.00	49,455,000.00	0.00	BANK OF AMERICA	
NTRD	1524074236	ATLANTIC AST SEC 07/09/25	04/08/2025	07/09/2025	4.33000	50,000,000.00	49,446,722.22	0.00	BLAYLOCK VAN, LLC	
NTRD	1524074237	ATLANTIC AST SEC 07/09/25	04/08/2025	07/09/2025	4.33000	50,000,000.00	49,446,722.22	0.00	BLAYLOCK VAN, LLC	
NTRD	1519679747	ATLANTIC AST SEC 07/11/25	04/02/2025	07/11/2025	4.34000	40,000,000.00	39,517,777.78	0.00	CITIGROUP GLOBAL MRKT INC	
NTRD	1520670931	ATLANTIC AST SEC 07/11/25	04/04/2025	07/11/2025	4.32000	50,000,000.00	49,412,000.00	0.00	MISCHLER FINANCIAL GROUP INC.	
NTRD	1526656142	ATLANTIC AST SEC 07/14/25	04/11/2025	07/14/2025	4.37000	50,000,000.00	49,429,472.22	0.00	J.P. MORGAN SECURITIES LLC	
NTRD	1534369053	ATLANTIC AST SEC 07/22/25	04/22/2025	07/22/2025	4.40000	25,000,000.00	24,721,944.44	0.00	J.P. MORGAN SECURITIES LLC	
NTRD	1537059256	ATLANTIC AST SEC 07/23/25	04/28/2025	07/23/2025	4.38000	50,000,000.00	49,476,833.33	0.00	J.P. MORGAN SECURITIES LLC	

LOS ANGELES COUNTY TREASURER  
INVESTMENT TRANSACTIONS JOURNAL  
PURCHASE DETAIL REPORT  
GROUP: POOLED SURPLUS INVESTMENTS  
FOR THE PERIOD: APRIL 1, 2025 TO APRIL 30, 2025  
ATTACHMENT VIII

Account	Original Trs ID	Description	Settle Date	Maturity Date	Rate	PAR	Principal	Accr Interest	Broker/Dealer
NTRD	1537059260	ATLANTIC AST SEC 07/23/25	04/28/2025	07/23/2025	4.38000	50,000,000.00	49,476,833.33	0.00	J.P. MORGAN SECURITIES LLC
NTRD	1541270596	ATLANTIC AST SEC 07/31/25	04/30/2025	07/31/2025	4.39000	25,000,000.00	24,719,527.78	0.00	RBC CAPITAL MARKETS, LLC
NTRD	1533029724	AUTOBAHN FUND 06/24/25	04/21/2025	06/24/2025	4.42000	50,000,000.00	49,607,111.11	0.00	J.P. MORGAN SECURITIES LLC
NTRD	1539060364	AUTOBAHN FUND 06/30/25	04/28/2025	06/30/2025	4.40000	50,000,000.00	49,615,000.00	0.00	LOOP CAPITAL MARKETS, LLC
NTRD	1522972748	CAFCO 07/01/25	04/07/2025	07/01/2025	4.35000	50,000,000.00	49,486,458.33	0.00	CITIGROUP GLOBAL MRKT INC
NTRD	1522972760	CAFCO 07/01/25	04/07/2025	07/01/2025	4.35000	50,000,000.00	49,486,458.33	0.00	CITIGROUP GLOBAL MRKT INC
NTRD	1537070012	CAFCO 09/05/25	04/28/2025	09/05/2025	4.32000	50,000,000.00	49,220,000.00	0.00	CITIGROUP GLOBAL MRKT INC
NTRD	1537070013	CAFCO 09/05/25	04/28/2025	09/05/2025	4.32000	50,000,000.00	49,220,000.00	0.00	CITIGROUP GLOBAL MRKT INC
NTRD	1527581889	CAFCO 09/12/25	04/14/2025	09/12/2025	4.38000	50,000,000.00	49,081,416.67	0.00	CITIGROUP GLOBAL MRKT INC
NTRD	1524842594	CANCARA ASSETSEC 06/13/25	04/09/2025	06/13/2025	4.35000	50,000,000.00	49,607,291.67	0.00	J.P. MORGAN SECURITIES LLC
NTRD	1524842595	CANCARA ASSETSEC 06/13/25	04/09/2025	06/13/2025	4.35000	50,000,000.00	49,607,291.67	0.00	J.P. MORGAN SECURITIES LLC
NTRD	1524842582	CANCARA ASSETSEC 06/18/25	04/09/2025	06/18/2025	4.35000	50,000,000.00	49,577,083.33	0.00	J.P. MORGAN SECURITIES LLC
NTRD	1524842589	CANCARA ASSETSEC 06/18/25	04/09/2025	06/18/2025	4.35000	10,000,000.00	9,915,416.67	0.00	J.P. MORGAN SECURITIES LLC
NTRD	1530676663	CANCARA ASSETSEC 06/24/25	04/16/2025	06/24/2025	4.40000	45,000,000.00	44,620,500.00	0.00	J.P. MORGAN SECURITIES LLC
NTRD	1531734830	CANCARA ASSETSEC 06/24/25	04/21/2025	06/24/2025	4.42000	15,000,000.00	14,882,133.33	0.00	J.P. MORGAN SECURITIES LLC
NTRD	1531734846	CANCARA ASSETSEC 06/24/25	04/21/2025	06/24/2025	4.42000	50,000,000.00	49,607,111.11	0.00	J.P. MORGAN SECURITIES LLC
NTRD	1536180397	CANCARA ASSETSEC 06/30/25	04/24/2025	06/30/2025	4.38000	50,000,000.00	49,592,416.67	0.00	J.P. MORGAN SECURITIES LLC
NTRD	1535424892	CANCARA ASSETSEC 07/02/25	04/23/2025	07/02/2025	4.40000	50,000,000.00	49,572,222.22	0.00	J.P. MORGAN SECURITIES LLC
NTRD	1535424894	CANCARA ASSETSEC 07/02/25	04/23/2025	07/02/2025	4.40000	10,000,000.00	9,914,444.44	0.00	J.P. MORGAN SECURITIES LLC
NTRD	1526656145	CHARIOT FUNDING 05/14/25	04/11/2025	05/14/2025	4.40000	50,000,000.00	49,798,333.33	0.00	RBC CAPITAL MARKETS, LLC
NTRD	1521708887	CHARIOT FUNDING 06/06/25	04/04/2025	06/06/2025	4.35000	50,000,000.00	49,619,375.00	0.00	J.P. MORGAN SECURITIES LLC
NTRD	1521708892	CHARIOT FUNDING 06/06/25	04/04/2025	06/06/2025	4.35000	50,000,000.00	49,619,375.00	0.00	J.P. MORGAN SECURITIES LLC
NTRD	1522972749	CHARIOT FUNDING 06/11/25	04/07/2025	06/11/2025	4.35000	50,000,000.00	49,607,291.67	0.00	J.P. MORGAN SECURITIES LLC
NTRD	1522972757	CHARIOT FUNDING 06/11/25	04/07/2025	06/11/2025	4.35000	50,000,000.00	49,607,291.67	0.00	J.P. MORGAN SECURITIES LLC
NTRD	1521708896	CHARIOT FUNDING 07/03/25	04/04/2025	07/03/2025	4.30000	50,000,000.00	49,462,500.00	0.00	RBC CAPITAL MARKETS, LLC
NTRD	1527581885	CIBC 07/07/25	04/14/2025	07/07/2025	4.39000	50,000,000.00	49,487,833.33	0.00	BLAYLOCK VAN, LLC
NTRD	1527581891	CIBC 07/07/25	04/14/2025	07/07/2025	4.39000	50,000,000.00	49,487,833.33	0.00	BLAYLOCK VAN, LLC
NTRD	1524842581	CIBC 07/11/25	04/09/2025	07/11/2025	4.30000	50,000,000.00	49,444,583.33	0.00	CITIGROUP GLOBAL MRKT INC
NTRD	1524842586	CIBC 07/11/25	04/09/2025	07/11/2025	4.30000	50,000,000.00	49,444,583.33	0.00	CITIGROUP GLOBAL MRKT INC
NTRD	1526656140	CIBC 07/15/25	04/11/2025	07/15/2025	4.34000	50,000,000.00	49,427,361.11	0.00	LOOP CAPITAL MARKETS, LLC
NTRD	1530676662	CIESCO 09/05/25	04/16/2025	09/05/2025	4.37000	50,000,000.00	49,138,138.89	0.00	CITIGROUP GLOBAL MRKT INC
NTRD	1530676665	CIESCO 09/05/25	04/16/2025	09/05/2025	4.37000	50,000,000.00	49,138,138.89	0.00	CITIGROUP GLOBAL MRKT INC
NTRD	1519664127	COCA-COLA 05/09/25	04/02/2025	05/09/2025	4.32000	50,000,000.00	49,778,000.00	0.00	SIEBERT WILLIAMS SHANK CO. & LLC
NTRD	1519664130	COCA-COLA 05/09/25	04/02/2025	05/09/2025	4.32000	50,000,000.00	49,778,000.00	0.00	SIEBERT WILLIAMS SHANK CO. & LLC
NTRD	1520670930	COCA-COLA 06/04/25	04/07/2025	06/04/2025	4.31000	50,000,000.00	49,652,805.56	0.00	J.P. MORGAN SECURITIES LLC
NTRD	1520670934	COCA-COLA 06/04/25	04/07/2025	06/04/2025	4.31000	50,000,000.00	49,652,805.56	0.00	J.P. MORGAN SECURITIES LLC
NTRD	1524842583	COCA-COLA 07/09/25	04/09/2025	07/09/2025	4.32000	50,000,000.00	49,454,000.00	0.00	BLAYLOCK VAN, LLC
NTRD	1524842596	COCA-COLA 07/09/25	04/09/2025	07/09/2025	4.32000	50,000,000.00	49,454,000.00	0.00	BLAYLOCK VAN, LLC
NTRD	1526624631	COCA-COLA 07/09/25	04/11/2025	07/09/2025	4.27000	50,000,000.00	49,472,180.56	0.00	BLAYLOCK VAN, LLC
NTRD	1525747958	COCA-COLA 07/10/25	04/10/2025	07/10/2025	4.30000	50,000,000.00	49,456,527.78	0.00	BLAYLOCK VAN, LLC
NTRD	1525747964	COCA-COLA 07/10/25	04/10/2025	07/10/2025	4.30000	50,000,000.00	49,456,527.78	0.00	BLAYLOCK VAN, LLC
NTRD	1540268826	COMMRZBNK US FIN 06/30/25	04/29/2025	06/30/2025	4.33500	50,000,000.00	49,626,708.33	0.00	BLAYLOCK VAN, LLC
NTRD	1540268829	COMMRZBNK US FIN 06/30/25	04/29/2025	06/30/2025	4.33500	50,000,000.00	49,626,708.33	0.00	BLAYLOCK VAN, LLC
NTRD	1541252017	CRC FUNDING 06/23/25	04/30/2025	06/23/2025	4.34000	50,000,000.00	49,674,500.00	0.00	J.P. MORGAN SECURITIES LLC
NTRD	1541252024	CRC FUNDING 06/23/25	04/30/2025	06/23/2025	4.34000	25,000,000.00	24,837,250.00	0.00	J.P. MORGAN SECURITIES LLC
NTRD	1522978645	CRC FUNDING 07/01/25	04/08/2025	07/01/2025	4.35000	50,000,000.00	49,492,500.00	0.00	CITIGROUP GLOBAL MRKT INC
NTRD	1522978646	CRC FUNDING 07/01/25	04/08/2025	07/01/2025	4.34000	50,000,000.00	49,493,666.67	0.00	LOOP CAPITAL MARKETS, LLC
NTRD	1524069779	CRC FUNDING 07/08/25	04/08/2025	07/08/2025	4.35000	50,000,000.00	49,450,208.33	0.00	CITIGROUP GLOBAL MRKT INC
NTRD	1522972751	CRC FUNDING 09/09/25	04/07/2025	09/09/2025	4.18000	50,000,000.00	49,100,138.89	0.00	BLAYLOCK VAN, LLC
NTRD	1527581886	CRC FUNDING 09/12/25	04/14/2025	09/12/2025	4.37000	50,000,000.00	49,083,513.89	0.00	LOOP CAPITAL MARKETS, LLC
NTRD	1527581887	CRC FUNDING 09/12/25	04/14/2025	09/12/2025	4.37000	50,000,000.00	49,083,513.89	0.00	LOOP CAPITAL MARKETS, LLC
NTRD	1526656138	CREDIT AGRI NY 06/10/25	04/11/2025	06/10/2025	4.31000	50,000,000.00	49,640,833.33	0.00	MISCHLER FINANCIAL GROUP INC.
NTRD	1526656141	CREDIT AGRI NY 06/10/25	04/11/2025	06/10/2025	4.31000	50,000,000.00	49,640,833.33	0.00	MISCHLER FINANCIAL GROUP INC.
NTRD	1539046012	CREDIT AGRI NY 07/16/25	04/28/2025	07/16/2025	4.29000	50,000,000.00	49,529,291.67	0.00	BLAYLOCK VAN, LLC
NTRD	1539046017	CREDIT AGRI NY 07/16/25	04/28/2025	07/16/2025	4.29000	50,000,000.00	49,529,291.67	0.00	BLAYLOCK VAN, LLC
NTRD	1531734836	CREDIT AGRI NY 07/18/25	04/17/2025	07/18/2025	4.30000	50,000,000.00	49,450,555.56	0.00	BLAYLOCK VAN, LLC
NTRD	1524842597	EMERSON ELECTRIC 06/11/25	04/09/2025	06/11/2025	4.34000	50,000,000.00	49,620,250.00	0.00	BLAYLOCK VAN, LLC
NTRD	1524842598	EMERSON ELECTRIC 06/11/25	04/09/2025	06/11/2025	4.34000	25,000,000.00	24,810,125.00	0.00	BLAYLOCK VAN, LLC

LOS ANGELES COUNTY TREASURER  
INVESTMENT TRANSACTIONS JOURNAL  
PURCHASE DETAIL REPORT  
GROUP: POOLED SURPLUS INVESTMENTS  
FOR THE PERIOD: APRIL 1, 2025 TO APRIL 30, 2025  
ATTACHMENT VIII

Account	Original Trs ID	Description	Settle Date	Maturity Date	Rate	PAR	Principal	Accr Interest	Broker/Dealer
NTRD	1526624632	EMERSON ELECTRIC 06/30/25	04/11/2025	06/30/2025	4.37000	40,000,000.00	39,611,555.56	0.00	BANK OF AMERICA
NTRD	1535424891	EMERSON ELECTRIC 08/08/25	04/23/2025	08/08/2025	4.34000	49,000,000.00	48,367,927.22	0.00	MISCHLER FINANCIAL GROUP INC.
NTRD	1535449413	EMERSON ELECTRIC 08/11/25	04/25/2025	08/11/2025	4.35000	50,000,000.00	49,347,500.00	0.00	J.P. MORGAN SECURITIES LLC
NTRD	1535449414	EMERSON ELECTRIC 08/11/25	04/25/2025	08/11/2025	4.35000	50,000,000.00	49,347,500.00	0.00	J.P. MORGAN SECURITIES LLC
NTRD	1519679744	FAYETE AST SECUR 07/02/25	04/02/2025	07/02/2025	4.36000	30,000,000.00	29,669,366.67	0.00	BANK OF AMERICA
NTRD	1519679746	FAYETE AST SECUR 07/02/25	04/02/2025	07/02/2025	4.34000	50,000,000.00	49,451,472.22	0.00	BLAYLOCK VAN, LLC
NTRD	1517717430	FAYETE AST SECUR 07/07/25	04/01/2025	07/07/2025	4.36000	20,000,000.00	19,765,044.44	0.00	RBC CAPITAL MARKETS, LLC
NTRD	1517717432	FAYETE AST SECUR 07/07/25	04/01/2025	07/07/2025	4.36000	50,000,000.00	49,412,611.11	0.00	RBC CAPITAL MARKETS, LLC
NTRD	1522972740	FAYETE AST SECUR 07/07/25	04/07/2025	07/07/2025	4.28000	50,000,000.00	49,459,055.56	0.00	LOOP CAPITAL MARKETS, LLC
NTRD	1526656139	FAYETE AST SECUR 07/08/25	04/11/2025	07/08/2025	4.41000	50,000,000.00	49,461,000.00	0.00	J.P. MORGAN SECURITIES LLC
NTRD	1524069791	FAYETE AST SECUR 07/11/25	04/08/2025	07/11/2025	4.30000	50,000,000.00	49,438,611.11	0.00	LOOP CAPITAL MARKETS, LLC
NTRD	1524842579	FAYETE AST SECUR 07/14/25	04/10/2025	07/14/2025	4.36000	50,000,000.00	49,424,722.22	0.00	J.P. MORGAN SECURITIES LLC
NTRD	1524842587	FAYETE AST SECUR 07/14/25	04/10/2025	07/14/2025	4.36000	50,000,000.00	49,424,722.22	0.00	J.P. MORGAN SECURITIES LLC
NTRD	1528849539	FAYETE AST SECUR 07/16/25	04/15/2025	07/16/2025	4.45000	40,000,000.00	39,545,111.11	0.00	J.P. MORGAN SECURITIES LLC
NTRD	1533029723	FAYETE AST SECUR 07/21/25	04/21/2025	07/21/2025	4.42000	50,000,000.00	49,441,361.11	0.00	GREAT PACIFIC SECURITIES
NTRD	1525747954	ING US FUNDING 07/14/25	04/14/2025	07/14/2025	4.40000	50,000,000.00	49,443,888.89	0.00	ING FINANCIAL MARKETS LLC
NTRD	1525747957	ING US FUNDING 07/14/25	04/14/2025	07/14/2025	4.40000	50,000,000.00	49,443,888.89	0.00	ING FINANCIAL MARKETS LLC
NTRD	1525753881	ING US FUNDING 07/16/25	04/14/2025	07/16/2025	4.40000	50,000,000.00	49,431,666.67	0.00	ING FINANCIAL MARKETS LLC
NTRD	1533029719	JOHNSON&JOHNSON 07/07/25	04/21/2025	07/07/2025	4.26000	50,000,000.00	49,544,416.67	0.00	BLAYLOCK VAN, LLC
NTRD	1533029720	JOHNSON&JOHNSON 07/07/25	04/21/2025	07/07/2025	4.26000	50,000,000.00	49,544,416.67	0.00	BLAYLOCK VAN, LLC
NTRD	1520670935	JOHNSON&JOHNSON 07/08/25	04/03/2025	07/08/2025	4.23000	50,000,000.00	49,436,000.00	0.00	BLAYLOCK VAN, LLC
NTRD	1520670937	JOHNSON&JOHNSON 07/08/25	04/03/2025	07/08/2025	4.23000	50,000,000.00	49,436,000.00	0.00	BLAYLOCK VAN, LLC
NTRD	1537059261	JOHNSON&JOHNSON 07/24/25	04/25/2025	07/24/2025	4.23000	50,000,000.00	49,471,250.00	0.00	BLAYLOCK VAN, LLC
NTRD	1537059254	JUPITER SECU 05/23/25	04/25/2025	05/23/2025	4.39000	25,000,000.00	24,914,638.89	0.00	LOOP CAPITAL MARKETS, LLC
NTRD	1537059258	JUPITER SECU 05/23/25	04/25/2025	05/23/2025	4.39000	50,000,000.00	49,829,277.78	0.00	LOOP CAPITAL MARKETS, LLC
NTRD	1519664121	JUPITER SECU 06/02/25	04/02/2025	06/02/2025	4.36000	50,000,000.00	49,630,611.11	0.00	RBC CAPITAL MARKETS, LLC
NTRD	1524842585	JUPITER SECU 06/04/25	04/09/2025	06/04/2025	4.35000	50,000,000.00	49,661,666.67	0.00	J.P. MORGAN SECURITIES LLC
NTRD	1524842590	JUPITER SECU 06/04/25	04/09/2025	06/04/2025	4.35000	50,000,000.00	49,661,666.67	0.00	J.P. MORGAN SECURITIES LLC
NTRD	1521708894	JUPITER SECU 06/06/25	04/04/2025	06/06/2025	4.35000	50,000,000.00	49,619,375.00	0.00	J.P. MORGAN SECURITIES LLC
NTRD	1521708897	JUPITER SECU 06/06/25	04/04/2025	06/06/2025	4.35000	50,000,000.00	49,619,375.00	0.00	J.P. MORGAN SECURITIES LLC
NTRD	1533029728	JUPITER SECU 06/13/25	04/21/2025	06/13/2025	4.40000	50,000,000.00	49,676,111.11	0.00	J.P. MORGAN SECURITIES LLC
NTRD	1540268817	JUPITER SECU 06/25/25	04/29/2025	06/25/2025	4.40000	50,000,000.00	49,651,666.67	0.00	J.P. MORGAN SECURITIES LLC
NTRD	1540268818	JUPITER SECU 06/25/25	04/29/2025	06/25/2025	4.40000	50,000,000.00	49,651,666.67	0.00	J.P. MORGAN SECURITIES LLC
NTRD	1526624629	MONT BLANC CAPTL 05/20/25	04/15/2025	05/20/2025	4.38000	50,000,000.00	49,787,083.33	0.00	ING FINANCIAL MARKETS LLC
NTRD	1526624635	MONT BLANC CAPTL 05/20/25	04/15/2025	05/20/2025	4.38000	32,671,000.00	32,531,875.99	0.00	ING FINANCIAL MARKETS LLC
NTRD	1534369047	MONT BLANC CAPTL 05/20/25	04/22/2025	05/20/2025	4.40000	11,829,000.00	11,788,518.53	0.00	BLAYLOCK VAN, LLC
NTRD	1534369049	MONT BLANC CAPTL 05/20/25	04/22/2025	05/20/2025	4.40000	50,000,000.00	49,828,888.89	0.00	BLAYLOCK VAN, LLC
NTRD	1537059259	MONT BLANC CAPTL 05/23/25	04/25/2025	05/23/2025	4.39000	18,185,000.00	18,122,908.33	0.00	ING FINANCIAL MARKETS LLC
NTRD	1540268822	MONT BLANC CAPTL 06/02/25	04/29/2025	06/02/2025	4.38000	40,000,000.00	39,834,533.33	0.00	ING FINANCIAL MARKETS LLC
NTRD	1524069799	NATIXIS NY 08/06/25	04/08/2025	08/06/2025	4.25000	50,000,000.00	49,291,666.67	0.00	MISCHLER FINANCIAL GROUP INC.
NTRD	1524069821	NATIXIS NY 08/06/25	04/08/2025	08/06/2025	4.25000	50,000,000.00	49,291,666.67	0.00	MISCHLER FINANCIAL GROUP INC.
NTRD	1526656143	NATIXIS NY 08/11/25	04/11/2025	08/11/2025	4.25000	50,000,000.00	49,279,861.11	0.00	GREAT PACIFIC SECURITIES
NTRD	1526656144	NATIXIS NY 08/11/25	04/11/2025	08/11/2025	4.25000	50,000,000.00	49,279,861.11	0.00	GREAT PACIFIC SECURITIES
NTRD	1528840929	NATIXIS NY 08/15/25	04/15/2025	08/15/2025	4.30000	50,000,000.00	49,271,388.89	0.00	BLAYLOCK VAN, LLC
NTRD	1528840934	NATIXIS NY 08/15/25	04/15/2025	08/15/2025	4.30000	50,000,000.00	49,271,388.89	0.00	BLAYLOCK VAN, LLC
NTRD	1525747968	OLD LINE FDG 06/30/25	04/10/2025	06/30/2025	4.26000	50,000,000.00	49,520,750.00	0.00	GREAT PACIFIC SECURITIES
NTRD	1522972742	OLD LINE FDG 07/07/25	04/08/2025	07/07/2025	4.27000	50,000,000.00	49,466,250.00	0.00	RBC CAPITAL MARKETS, LLC
NTRD	1522972758	OLD LINE FDG 07/07/25	04/08/2025	07/07/2025	4.27000	50,000,000.00	49,466,250.00	0.00	RBC CAPITAL MARKETS, LLC
NTRD	1524842578	OLD LINE FDG 07/09/25	04/09/2025	07/09/2025	4.27000	50,000,000.00	49,460,319.44	0.00	RBC CAPITAL MARKETS, LLC
NTRD	1524842592	OLD LINE FDG 07/09/25	04/09/2025	07/09/2025	4.27000	50,000,000.00	49,460,319.44	0.00	RBC CAPITAL MARKETS, LLC
NTRD	1525747952	OLD LINE FDG 07/14/25	04/10/2025	07/14/2025	4.26000	50,000,000.00	49,437,916.67	0.00	LOOP CAPITAL MARKETS, LLC
NTRD	1525747967	OLD LINE FDG 07/14/25	04/10/2025	07/14/2025	4.26000	50,000,000.00	49,437,916.67	0.00	LOOP CAPITAL MARKETS, LLC
NTRD	1528853689	OLD LINE FDG 07/16/25	04/17/2025	07/16/2025	4.30000	50,000,000.00	49,462,500.00	0.00	BANK OF AMERICA
NTRD	1525747955	PEPSICO 07/15/25	04/10/2025	07/15/2025	4.20000	50,000,000.00	49,440,000.00	0.00	MIZUHO SECURITIES USA LLC
NTRD	1522972753	PEPSICO 07/21/25	04/07/2025	07/21/2025	4.07000	50,000,000.00	49,406,458.33	0.00	MIZUHO SECURITIES USA LLC
NTRD	1524069773	PEPSICO 07/23/25	04/08/2025	07/23/2025	4.20000	50,000,000.00	49,381,666.67	0.00	SIEBERT WILLIAMS SHANK CO. & LLC
NTRD	1524069816	PEPSICO 07/23/25	04/08/2025	07/23/2025	4.20000	50,000,000.00	49,381,666.67	0.00	SIEBERT WILLIAMS SHANK CO. & LLC
NTRD	1527581893	PEPSICO 07/28/25	04/14/2025	07/28/2025	4.24000	50,000,000.00	49,381,666.67	0.00	SIEBERT WILLIAMS SHANK CO. & LLC

LOS ANGELES COUNTY TREASURER  
 INVESTMENT TRANSACTIONS JOURNAL  
 PURCHASE DETAIL REPORT  
 GROUP: POOLED SURPLUS INVESTMENTS  
 FOR THE PERIOD: APRIL 1, 2025 TO APRIL 30, 2025  
 ATTACHMENT VIII

Account	Original Trs ID	Description	Settle Date	Maturity Date	Rate	PAR	Principal	Accr Interest	Broker/Dealer
NTRD	1534369048	PEPSICO 07/30/25	04/22/2025	07/30/2025	4.20000	50,000,000.00	49,422,500.00	0.00	BLAYLOCK VAN, LLC
NTRD	1534369059	PEPSICO 07/30/25	04/22/2025	07/30/2025	4.20000	23,000,000.00	22,734,350.00	0.00	BLAYLOCK VAN, LLC
NTRD	1536180396	PEPSICO 07/30/25	04/24/2025	07/30/2025	4.20000	50,000,000.00	49,434,166.67	0.00	BLAYLOCK VAN, LLC
NTRD	1528849538	PEPSICO 07/31/25	04/15/2025	07/31/2025	4.24000	50,000,000.00	49,369,888.89	0.00	SIEBERT WILLIAMS SHANK CO. & LLC
NTRD	1531734847	PEPSICO 07/31/25	04/17/2025	07/31/2025	4.24000	50,000,000.00	49,381,666.67	0.00	SIEBERT WILLIAMS SHANK CO. & LLC
NTRD	1535424893	PEPSICO 07/31/25	04/24/2025	07/31/2025	4.20000	50,000,000.00	49,428,333.33	0.00	MIZUHO SECURITIES USA LLC
NTRD	1535424896	PEPSICO 07/31/25	04/24/2025	07/31/2025	4.20000	50,000,000.00	49,428,333.33	0.00	MIZUHO SECURITIES USA LLC
NTRD	1522972743	PROCTER GAMBLE 06/06/25	04/07/2025	06/06/2025	4.30000	50,000,000.00	49,641,666.67	0.00	MISCHLER FINANCIAL GROUP INC.
NTRD	1524830855	PROCTER GAMBLE 06/09/25	04/09/2025	06/09/2025	4.31000	38,000,000.00	37,722,483.89	0.00	SIEBERT WILLIAMS SHANK CO. & LLC
NTRD	1528840931	PROCTER GAMBLE 06/12/25	04/15/2025	06/12/2025	4.37000	19,913,000.00	19,772,801.42	0.00	LOOP CAPITAL MARKETS, LLC
NTRD	1528840935	PROCTER GAMBLE 06/12/25	04/15/2025	06/12/2025	4.37000	50,000,000.00	49,647,972.22	0.00	LOOP CAPITAL MARKETS, LLC
NTRD	1521708891	SHEFFIELD RECEIV 06/06/25	04/07/2025	06/06/2025	4.33000	50,000,000.00	49,639,166.67	0.00	BLAYLOCK VAN, LLC
NTRD	1541252026	SHEFFIELD RECEIV 06/23/25	04/30/2025	06/23/2025	4.38000	50,000,000.00	49,671,500.00	0.00	BLAYLOCK VAN, LLC
NTRD	1522973120	SHEFFIELD RECEIV 07/07/25	04/07/2025	07/07/2025	4.29000	50,000,000.00	49,457,791.67	0.00	GREAT PACIFIC SECURITIES
NTRD	1524830861	SHEFFIELD RECEIV 07/07/25	04/09/2025	07/07/2025	4.34000	50,000,000.00	49,463,527.78	0.00	MORGAN KEEGAN & COMPANY, INC.
NTRD	1530676661	SHEFFIELD RECEIV 07/15/25	04/16/2025	07/15/2025	4.43000	50,000,000.00	49,446,250.00	0.00	MISCHLER FINANCIAL GROUP INC.
NTRD	1531734841	SHEFFIELD RECEIV 07/18/25	04/17/2025	07/18/2025	4.41000	50,000,000.00	49,436,500.00	0.00	MISCHLER FINANCIAL GROUP INC.
NTRD	1535442107	SHEFFIELD RECEIV 07/24/25	04/23/2025	07/24/2025	4.39000	50,000,000.00	49,439,055.56	0.00	LOOP CAPITAL MARKETS, LLC
NTRD	1519664120	TD 05/07/25	04/02/2025	05/07/2025	4.32000	50,000,000.00	49,790,000.00	0.00	LOOP CAPITAL MARKETS, LLC
NTRD	1517717431	TD 06/06/25	04/01/2025	06/06/2025	4.32000	50,000,000.00	49,604,000.00	0.00	BLAYLOCK VAN, LLC
NTRD	1530675696	TD 06/25/25	04/16/2025	06/25/2025	4.32000	50,000,000.00	49,580,000.00	0.00	GREAT PACIFIC SECURITIES
NTRD	1530675697	TD 06/25/25	04/16/2025	06/25/2025	4.32000	50,000,000.00	49,580,000.00	0.00	GREAT PACIFIC SECURITIES
NTRD	1534369045	TD 07/02/25	04/22/2025	07/02/2025	4.40000	50,000,000.00	49,566,111.11	0.00	GREAT PACIFIC SECURITIES
NTRD	1534369056	TD 07/02/25	04/22/2025	07/02/2025	4.40000	50,000,000.00	49,566,111.11	0.00	GREAT PACIFIC SECURITIES
NTRD	1521708888	THUNDER BAY FDG 07/03/25	04/04/2025	07/03/2025	4.26000	10,000,000.00	9,893,500.00	0.00	GREAT PACIFIC SECURITIES
NTRD	1521708895	THUNDER BAY FDG 07/03/25	04/04/2025	07/03/2025	4.26000	50,000,000.00	49,467,500.00	0.00	GREAT PACIFIC SECURITIES
NTRD	1524842580	THUNDER BAY FDG 07/10/25	04/10/2025	07/10/2025	4.27000	50,000,000.00	49,460,319.44	0.00	RBC CAPITAL MARKETS, LLC
NTRD	1524842588	THUNDER BAY FDG 07/10/25	04/10/2025	07/10/2025	4.27000	50,000,000.00	49,460,319.44	0.00	RBC CAPITAL MARKETS, LLC
NTRD	1528849540	THUNDER BAY FDG 07/15/25	04/15/2025	07/15/2025	4.30000	50,000,000.00	49,456,527.78	0.00	RBC CAPITAL MARKETS, LLC
NTRD	1528849541	THUNDER BAY FDG 07/15/25	04/15/2025	07/15/2025	4.30000	50,000,000.00	49,456,527.78	0.00	RBC CAPITAL MARKETS, LLC
NTRD	1533034157	THUNDER BAY FDG 07/21/25	04/23/2025	07/21/2025	4.30000	50,000,000.00	49,468,472.22	0.00	RBC CAPITAL MARKETS, LLC
NTRD	1533034159	THUNDER BAY FDG 07/21/25	04/23/2025	07/21/2025	4.30000	50,000,000.00	49,468,472.22	0.00	RBC CAPITAL MARKETS, LLC
NTRD	1536182351	THUNDER BAY FDG 07/28/25	04/28/2025	07/28/2025	4.30000	50,000,000.00	49,456,527.78	0.00	RBC CAPITAL MARKETS, LLC
NTRD	1536182352	THUNDER BAY FDG 07/28/25	04/28/2025	07/28/2025	4.30000	50,000,000.00	49,456,527.78	0.00	RBC CAPITAL MARKETS, LLC
NTRD	1517717433	TOYOTA MOTOR CRD 07/08/25	04/03/2025	07/08/2025	4.32000	50,000,000.00	49,424,000.00	0.00	TOYOTA MOTOR CREDIT CORPORATION
NTRD	1517717434	TOYOTA MOTOR CRD 07/08/25	04/03/2025	07/08/2025	4.32000	50,000,000.00	49,424,000.00	0.00	TOYOTA MOTOR CREDIT CORPORATION
NTRD	1534369044	TOYOTA MOTOR CRD 10/03/25	04/23/2025	10/03/2025	4.36000	50,000,000.00	49,012,944.44	0.00	TOYOTA MOTOR CREDIT CORPORATION
NTRD	1534369046	TOYOTA MOTOR CRD 10/03/25	04/23/2025	10/03/2025	4.36000	50,000,000.00	49,012,944.44	0.00	TOYOTA MOTOR CREDIT CORPORATION
NTRD	1524069812	TOYOTA MOTOR CRD 10/07/25	04/08/2025	10/07/2025	4.22000	50,000,000.00	48,933,277.78	0.00	TOYOTA MOTOR CREDIT CORPORATION
NTRD	1524069817	TOYOTA MOTOR CRD 10/07/25	04/08/2025	10/07/2025	4.22000	50,000,000.00	48,933,277.78	0.00	TOYOTA MOTOR CREDIT CORPORATION
NTRD	1530675694	UNILEVER CAPITAL 06/03/25	04/16/2025	06/03/2025	4.38000	50,000,000.00	49,708,000.00	0.00	BLAYLOCK VAN, LLC
NTRD	1530675698	UNILEVER CAPITAL 06/03/25	04/16/2025	06/03/2025	4.38000	10,000,000.00	9,941,600.00	0.00	BLAYLOCK VAN, LLC
NTRD	1520670936	UNILEVER CAPITAL 06/09/25	04/03/2025	06/09/2025	4.33000	40,000,000.00	39,677,655.56	0.00	MIZUHO SECURITIES USA LLC
NTRD	1521708889	UNILEVER CAPITAL 06/09/25	04/04/2025	06/09/2025	4.32000	21,700,000.00	21,528,136.00	0.00	BLAYLOCK VAN, LLC
NTRD	1521708898	UNILEVER CAPITAL 06/09/25	04/04/2025	06/09/2025	4.32000	50,000,000.00	49,604,000.00	0.00	BLAYLOCK VAN, LLC
NTRD	1520670932	UNILEVER CAPITAL 06/17/25	04/03/2025	06/17/2025	4.32000	40,000,000.00	39,640,000.00	0.00	MISCHLER FINANCIAL GROUP INC.
NTRD	1520670926	UNILEVER CAPITAL 06/18/25	04/03/2025	06/18/2025	4.33000	40,000,000.00	39,634,355.56	0.00	MIZUHO SECURITIES USA LLC
NTRD	1525747960	UNILEVER CAPITAL 06/30/25	04/10/2025	06/30/2025	4.37000	50,000,000.00	49,508,375.00	0.00	MIZUHO SECURITIES USA LLC
NTRD	1525747965	UNILEVER CAPITAL 06/30/25	04/10/2025	06/30/2025	4.36000	41,000,000.00	40,597,790.00	0.00	MISCHLER FINANCIAL GROUP INC.
NTRD	1540278057	UNILEVER CAPITAL 07/08/25	04/30/2025	07/08/2025	4.35000	50,000,000.00	49,583,125.00	0.00	J.P. MORGAN SECURITIES LLC
NTRD	1540278058	UNILEVER CAPITAL 07/08/25	04/30/2025	07/08/2025	4.35000	17,700,000.00	17,552,426.25	0.00	J.P. MORGAN SECURITIES LLC
<b>CPD TOTAL</b>						<b>8,242,998,000.00</b>	<b>8,158,147,545.44</b>	<b>0.00</b>	
LAC-CAL BAN	1535477005	LAC-CAL BAN	04/23/2025	06/30/2027	4.70300	5,000,000.00	5,000,000.00	0.00	NONE
<b>MUNI TOTAL</b>						<b>5,000,000.00</b>	<b>5,000,000.00</b>	<b>0.00</b>	
NTRD	1517717429	US TREASURY BILL 07/01/25	04/01/2025	07/01/2025	4.17000	8,988,000.00	8,893,258.99	0.00	J.P. MORGAN SECURITIES LLC
NTRD	1517717435	US TREASURY BILL 07/01/25	04/01/2025	07/01/2025	4.17000	50,000,000.00	49,472,958.33	0.00	J.P. MORGAN SECURITIES LLC

LOS ANGELES COUNTY TREASURER  
INVESTMENT TRANSACTIONS JOURNAL  
PURCHASE DETAIL REPORT  
GROUP: POOLED SURPLUS INVESTMENTS  
FOR THE PERIOD: APRIL 1, 2025 TO APRIL 30, 2025  
ATTACHMENT VIII

Account	Original Trs ID	Description	Settle Date	Maturity Date	Rate	PAR	Principal	Accr Interest	Broker/Dealer
NTRD	1517717437	US TREASURY BILL 07/01/25	04/01/2025	07/01/2025	4.17000	50,000,000.00	49,472,958.33	0.00	J.P. MORGAN SECURITIES LLC
NTRD	1519664124	US TREASURY BILL 07/03/25	04/02/2025	07/03/2025	4.18300	50,000,000.00	49,465,505.56	0.00	US BANCORP ADVISORS
NTRD	1519664128	US TREASURY BILL 07/10/25	04/02/2025	07/10/2025	4.17000	50,000,000.00	49,426,625.00	0.00	FHN FINANCIAL CAPITAL MARKETS
NTRD	1519664131	US TREASURY BILL 07/10/25	04/02/2025	07/10/2025	4.17000	50,000,000.00	49,426,625.00	0.00	FHN FINANCIAL CAPITAL MARKETS
NTRD	1519664132	US TREASURY BILL 07/10/25	04/02/2025	07/10/2025	4.17000	50,000,000.00	49,426,625.00	0.00	FHN FINANCIAL CAPITAL MARKETS
NTRD	1519664135	US TREASURY BILL 07/03/25	04/02/2025	07/03/2025	4.18300	50,000,000.00	49,465,505.56	0.00	US BANCORP ADVISORS
NTRD	1519664136	US TREASURY BILL 07/10/25	04/02/2025	07/10/2025	4.17000	50,000,000.00	49,426,625.00	0.00	FHN FINANCIAL CAPITAL MARKETS
NTRD	1520670923	US TREASURY BILL 06/20/25	04/03/2025	06/20/2025	4.17500	50,000,000.00	49,547,708.33	0.00	WELLS FARGO
NTRD	1520670924	US TREASURY BILL 06/20/25	04/03/2025	06/20/2025	4.17500	50,000,000.00	49,547,708.33	0.00	WELLS FARGO
NTRD	1520670925	US TREASURY BILL 06/20/25	04/03/2025	06/20/2025	4.17500	50,000,000.00	49,547,708.33	0.00	WELLS FARGO
NTRD	1520670927	US TREASURY BILL 06/20/25	04/03/2025	06/20/2025	4.17500	50,000,000.00	49,547,708.33	0.00	WELLS FARGO
NTRD	1520670929	US TREASURY BILL 07/03/25	04/03/2025	07/03/2025	4.17000	6,848,000.00	6,775,816.37	0.00	RAYMOND, JAMES & ASSOC. INC
NTRD	1520670933	US TREASURY BILL 07/03/25	04/03/2025	07/03/2025	4.17000	50,000,000.00	49,472,958.33	0.00	RAYMOND, JAMES & ASSOC. INC
NTRD	1522972741	US TREASURY BILL 07/03/25	04/07/2025	07/03/2025	4.14700	50,000,000.00	49,498,904.17	0.00	J.P. MORGAN SECURITIES LLC
NTRD	1522972744	US TREASURY BILL 07/03/25	04/07/2025	07/03/2025	4.15000	28,034,000.00	27,752,842.34	0.00	J.P. MORGAN SECURITIES LLC
NTRD	1522972747	US TREASURY BILL 07/03/25	04/07/2025	07/03/2025	4.15000	50,000,000.00	49,498,541.67	0.00	J.P. MORGAN SECURITIES LLC
NTRD	1522972750	US TREASURY BILL 07/03/25	04/07/2025	07/03/2025	4.15000	50,000,000.00	49,498,541.67	0.00	J.P. MORGAN SECURITIES LLC
NTRD	1522972752	US TREASURY BILL 07/03/25	04/07/2025	07/03/2025	4.14700	50,000,000.00	49,498,904.17	0.00	US BANCORP ADVISORS
NTRD	1522972754	US TREASURY BILL 06/17/25	04/07/2025	06/17/2025	4.12000	50,000,000.00	49,593,722.22	0.00	DAIWA CAPITAL MARKETS AMERICA INC.
NTRD	1522972755	US TREASURY BILL 07/03/25	04/07/2025	07/03/2025	4.15000	50,000,000.00	49,498,541.67	0.00	US BANCORP ADVISORS
NTRD	1522972759	US TREASURY BILL 06/17/25	04/07/2025	06/17/2025	4.12000	50,000,000.00	49,593,722.22	0.00	DAIWA CAPITAL MARKETS AMERICA INC.
NTRD	1522972761	US TREASURY BILL 07/03/25	04/07/2025	07/03/2025	4.14700	49,606,000.00	49,108,852.80	0.00	US BANCORP ADVISORS
NTRD	1524069774	US TREASURY BILL 08/05/25	04/08/2025	08/05/2025	4.18000	50,000,000.00	49,309,138.89	0.00	PIPER SANDLER COMPANIES
NTRD	1524069777	US TREASURY BILL 07/17/25	04/08/2025	07/17/2025	4.16000	50,000,000.00	49,422,222.22	0.00	KEYBANC CAPITAL MARKETS INC.
NTRD	1524069778	US TREASURY BILL 07/10/25	04/08/2025	07/10/2025	4.18000	50,000,000.00	49,460,083.33	0.00	J.P. MORGAN SECURITIES LLC
NTRD	1524069780	US TREASURY BILL 07/03/25	04/08/2025	07/03/2025	4.16500	50,000,000.00	49,502,513.89	0.00	DAIWA CAPITAL MARKETS AMERICA INC.
NTRD	1524069781	US TREASURY BILL 07/01/25	04/08/2025	07/01/2025	4.16600	50,000,000.00	49,513,966.67	0.00	US BANCORP ADVISORS
NTRD	1524069782	US TREASURY BILL 07/15/25	04/08/2025	07/15/2025	4.17000	50,000,000.00	49,432,416.67	0.00	WELLS FARGO
NTRD	1524069783	US TREASURY BILL 07/03/25	04/08/2025	07/03/2025	4.16500	50,000,000.00	49,502,513.89	0.00	DAIWA CAPITAL MARKETS AMERICA INC.
NTRD	1524069784	US TREASURY BILL 07/10/25	04/08/2025	07/10/2025	4.18000	50,000,000.00	49,460,083.33	0.00	J.P. MORGAN SECURITIES LLC
NTRD	1524069785	US TREASURY BILL 07/22/25	04/08/2025	07/22/2025	4.17000	50,000,000.00	49,391,875.00	0.00	MORGAN KEEGAN & COMPANY, INC.
NTRD	1524069786	US TREASURY BILL 07/22/25	04/08/2025	07/22/2025	4.17000	50,000,000.00	49,391,875.00	0.00	MORGAN KEEGAN & COMPANY, INC.
NTRD	1524069787	US TREASURY BILL 07/22/25	04/08/2025	07/22/2025	4.17000	50,000,000.00	49,391,875.00	0.00	MORGAN KEEGAN & COMPANY, INC.
NTRD	1524069789	US TREASURY BILL 07/01/25	04/08/2025	07/01/2025	4.14000	50,000,000.00	49,517,000.00	0.00	FHN FINANCIAL CAPITAL MARKETS
NTRD	1524069790	US TREASURY BILL 08/05/25	04/08/2025	08/05/2025	4.18000	50,000,000.00	49,309,138.89	0.00	PIPER SANDLER COMPANIES
NTRD	1524069792	US TREASURY BILL 07/01/25	04/08/2025	07/01/2025	4.16600	50,000,000.00	49,513,966.67	0.00	US BANCORP ADVISORS
NTRD	1524069793	US TREASURY BILL 07/15/25	04/08/2025	07/15/2025	4.17000	50,000,000.00	49,432,416.67	0.00	WELLS FARGO
NTRD	1524069795	US TREASURY BILL 07/15/25	04/08/2025	07/15/2025	4.17000	50,000,000.00	49,432,416.67	0.00	WELLS FARGO
NTRD	1524069796	US TREASURY BILL 07/22/25	04/08/2025	07/22/2025	4.17000	50,000,000.00	49,391,875.00	0.00	MORGAN KEEGAN & COMPANY, INC.
NTRD	1524069797	US TREASURY BILL 07/01/25	04/08/2025	07/01/2025	4.14000	50,000,000.00	49,517,000.00	0.00	FHN FINANCIAL CAPITAL MARKETS
NTRD	1524069800	US TREASURY BILL 07/03/25	04/08/2025	07/03/2025	4.16500	50,000,000.00	49,502,513.89	0.00	DAIWA CAPITAL MARKETS AMERICA INC.
NTRD	1524069801	US TREASURY BILL 07/01/25	04/08/2025	07/01/2025	4.16600	50,000,000.00	49,513,966.67	0.00	US BANCORP ADVISORS
NTRD	1524069802	US TREASURY BILL 08/05/25	04/08/2025	08/05/2025	4.18000	50,000,000.00	49,309,138.89	0.00	PIPER SANDLER COMPANIES
NTRD	1524069803	US TREASURY BILL 07/15/25	04/08/2025	07/15/2025	4.17000	50,000,000.00	49,432,416.67	0.00	WELLS FARGO
NTRD	1524069804	US TREASURY BILL 07/17/25	04/08/2025	07/17/2025	4.16000	50,000,000.00	49,422,222.22	0.00	KEYBANC CAPITAL MARKETS INC.
NTRD	1524069807	US TREASURY BILL 07/01/25	04/08/2025	07/01/2025	4.14000	50,000,000.00	49,517,000.00	0.00	FHN FINANCIAL CAPITAL MARKETS
NTRD	1524069808	US TREASURY BILL 07/10/25	04/08/2025	07/10/2025	4.18000	50,000,000.00	49,460,083.33	0.00	J.P. MORGAN SECURITIES LLC
NTRD	1524069809	US TREASURY BILL 07/01/25	04/08/2025	07/01/2025	4.14000	50,000,000.00	49,517,000.00	0.00	FHN FINANCIAL CAPITAL MARKETS
NTRD	1524069811	US TREASURY BILL 08/05/25	04/08/2025	08/05/2025	4.18000	50,000,000.00	49,309,138.89	0.00	PIPER SANDLER COMPANIES
NTRD	1524069813	US TREASURY BILL 07/01/25	04/08/2025	07/01/2025	4.14000	50,000,000.00	49,517,000.00	0.00	FHN FINANCIAL CAPITAL MARKETS
NTRD	1524069819	US TREASURY BILL 07/17/25	04/08/2025	07/17/2025	4.16000	50,000,000.00	49,422,222.22	0.00	KEYBANC CAPITAL MARKETS INC.
NTRD	1524069820	US TREASURY BILL 07/10/25	04/08/2025	07/10/2025	4.18000	50,000,000.00	49,460,083.33	0.00	J.P. MORGAN SECURITIES LLC
NTRD	1524069822	US TREASURY BILL 07/03/25	04/08/2025	07/03/2025	4.16500	50,000,000.00	49,502,513.89	0.00	DAIWA CAPITAL MARKETS AMERICA INC.
NTRD	1524069823	US TREASURY BILL 07/03/25	04/08/2025	07/03/2025	4.16500	50,000,000.00	49,502,513.89	0.00	DAIWA CAPITAL MARKETS AMERICA INC.
NTRD	1524069825	US TREASURY BILL 07/01/25	04/08/2025	07/01/2025	4.14000	50,000,000.00	49,517,000.00	0.00	FHN FINANCIAL CAPITAL MARKETS
NTRD	1524069826	US TREASURY BILL 07/17/25	04/08/2025	07/17/2025	4.16000	50,000,000.00	49,422,222.22	0.00	KEYBANC CAPITAL MARKETS INC.
NTRD	1524069827	US TREASURY BILL 07/03/25	04/08/2025	07/03/2025	4.16500	50,000,000.00	49,502,513.89	0.00	DAIWA CAPITAL MARKETS AMERICA INC.
NTRD	1524069828	US TREASURY BILL 07/01/25	04/08/2025	07/01/2025	4.16600	50,000,000.00	49,513,966.67	0.00	US BANCORP ADVISORS

LOS ANGELES COUNTY TREASURER  
INVESTMENT TRANSACTIONS JOURNAL  
PURCHASE DETAIL REPORT  
GROUP: POOLED SURPLUS INVESTMENTS  
FOR THE PERIOD: APRIL 1, 2025 TO APRIL 30, 2025  
ATTACHMENT VIII

Account	Original Trs ID	Description	Settle Date	Maturity Date	Rate	PAR	Principal	Accr Interest	Broker/Dealer
NTRD	1524830849	US TREASURY BILL 08/07/25	04/09/2025	08/07/2025	4.16000	50,000,000.00	49,306,666.67	0.00	WELLS FARGO & CO
NTRD	1524830851	US TREASURY BILL 08/07/25	04/09/2025	08/07/2025	4.16000	50,000,000.00	49,306,666.67	0.00	WELLS FARGO & CO
NTRD	1524830852	US TREASURY BILL 07/29/25	04/09/2025	07/29/2025	4.18000	50,000,000.00	49,355,583.33	0.00	PIPER SANDLER COMPANIES
NTRD	1524830856	US TREASURY BILL 07/29/25	04/09/2025	07/29/2025	4.18000	50,000,000.00	49,355,583.33	0.00	PIPER SANDLER COMPANIES
NTRD	1524830858	US TREASURY BILL 08/05/25	04/09/2025	08/05/2025	4.19000	50,000,000.00	49,313,305.56	0.00	UBS SECURITIES LLC
NTRD	1524830859	US TREASURY BILL 08/05/25	04/09/2025	08/05/2025	4.19000	50,000,000.00	49,313,305.56	0.00	UBS SECURITIES LLC
NTRD	1524830860	US TREASURY BILL 08/07/25	04/09/2025	08/07/2025	4.16000	50,000,000.00	49,306,666.67	0.00	WELLS FARGO & CO
NTRD	1524830863	US TREASURY BILL 08/07/25	04/09/2025	08/07/2025	4.16000	50,000,000.00	49,306,666.67	0.00	WELLS FARGO & CO
NTRD	1524830864	US TREASURY BILL 07/15/25	04/09/2025	07/15/2025	4.16000	50,000,000.00	49,439,555.56	0.00	FHN FINANCIAL CAPITAL MARKETS
NTRD	1524830866	US TREASURY BILL 07/22/25	04/09/2025	07/22/2025	4.17500	50,000,000.00	49,396,944.44	0.00	CANTOR FITZGERALD & CO.
NTRD	1524830868	US TREASURY BILL 07/15/25	04/09/2025	07/15/2025	4.16000	50,000,000.00	49,439,555.56	0.00	FHN FINANCIAL CAPITAL MARKETS
NTRD	1524830869	US TREASURY BILL 07/22/25	04/09/2025	07/22/2025	4.17500	50,000,000.00	49,396,944.44	0.00	CANTOR FITZGERALD & CO.
NTRD	1525747951	US TREASURY BILL 08/05/25	04/10/2025	08/05/2025	4.19500	50,000,000.00	49,318,312.50	0.00	US BANCORP ADVISORS
NTRD	1525747956	US TREASURY BILL 08/05/25	04/10/2025	08/05/2025	4.19500	50,000,000.00	49,318,312.50	0.00	US BANCORP ADVISORS
NTRD	1525747959	US TREASURY BILL 08/05/25	04/10/2025	08/05/2025	4.19500	50,000,000.00	49,318,312.50	0.00	US BANCORP ADVISORS
NTRD	1525747966	US TREASURY BILL 08/05/25	04/10/2025	08/05/2025	4.19500	50,000,000.00	49,318,312.50	0.00	US BANCORP ADVISORS
NTRD	1526624620	US TREASURY BILL 08/14/25	04/11/2025	08/14/2025	4.16000	50,000,000.00	49,277,777.78	0.00	WELLS FARGO
NTRD	1526624621	US TREASURY BILL 08/14/25	04/11/2025	08/14/2025	4.16000	50,000,000.00	49,277,777.78	0.00	WELLS FARGO
NTRD	1526624622	US TREASURY BILL 08/05/25	04/11/2025	08/05/2025	4.20000	50,000,000.00	49,323,333.33	0.00	PIPER SANDLER COMPANIES
NTRD	1526624623	US TREASURY BILL 07/31/25	04/11/2025	07/31/2025	4.18500	50,000,000.00	49,354,812.50	0.00	INSPEREX LLC
NTRD	1526624624	US TREASURY BILL 08/14/25	04/11/2025	08/14/2025	4.16000	50,000,000.00	49,277,777.78	0.00	WELLS FARGO
NTRD	1526624625	US TREASURY BILL 07/31/25	04/11/2025	07/31/2025	4.18500	50,000,000.00	49,354,812.50	0.00	INSPEREX LLC
NTRD	1526624626	US TREASURY BILL 08/14/25	04/11/2025	08/14/2025	4.16000	50,000,000.00	49,277,777.78	0.00	WELLS FARGO
NTRD	1526624627	US TREASURY BILL 08/05/25	04/11/2025	08/05/2025	4.20000	50,000,000.00	49,323,333.33	0.00	PIPER SANDLER COMPANIES
NTRD	1526624628	US TREASURY BILL 08/14/25	04/11/2025	08/14/2025	4.16000	50,000,000.00	49,277,777.78	0.00	WELLS FARGO
NTRD	1526624630	US TREASURY BILL 08/05/25	04/11/2025	08/05/2025	4.20000	50,000,000.00	49,323,333.33	0.00	PIPER SANDLER COMPANIES
NTRD	1526624633	US TREASURY BILL 08/05/25	04/11/2025	08/05/2025	4.20000	50,000,000.00	49,323,333.33	0.00	PIPER SANDLER COMPANIES
NTRD	1526624636	US TREASURY BILL 08/05/25	04/11/2025	08/05/2025	4.20000	50,000,000.00	49,323,333.33	0.00	PIPER SANDLER COMPANIES
NTRD	1527581884	US TREASURY BILL 08/07/25	04/14/2025	08/07/2025	4.18500	50,000,000.00	49,331,562.50	0.00	DAIWA CAPITAL MARKETS AMERICA INC.
NTRD	1527581888	US TREASURY BILL 08/07/25	04/14/2025	08/07/2025	4.18500	50,000,000.00	49,331,562.50	0.00	DAIWA CAPITAL MARKETS AMERICA INC.
NTRD	1527581890	US TREASURY BILL 07/31/25	04/14/2025	07/31/2025	4.19000	50,000,000.00	49,371,500.00	0.00	PIPER SANDLER COMPANIES
NTRD	1527581892	US TREASURY BILL 07/31/25	04/14/2025	07/31/2025	4.19000	50,000,000.00	49,371,500.00	0.00	PIPER SANDLER COMPANIES
NTRD	1528840933	US TREASURY BILL 08/12/25	04/15/2025	08/12/2025	4.18500	50,000,000.00	49,308,312.50	0.00	RAYMOND, JAMES & ASSOC. INC
NTRD	1528840936	US TREASURY BILL 08/12/25	04/15/2025	08/12/2025	4.18500	38,847,000.00	38,309,600.31	0.00	RAYMOND, JAMES & ASSOC. INC
NTRD	1530675695	US TREASURY BILL 07/17/25	04/16/2025	07/17/2025	4.17000	50,000,000.00	49,467,166.67	0.00	KEYBANC CAPITAL MARKETS INC.
NTRD	1530675699	US TREASURY BILL 07/17/25	04/16/2025	07/17/2025	4.17000	50,000,000.00	49,467,166.67	0.00	KEYBANC CAPITAL MARKETS INC.
NTRD	1533029721	US TREASURY BILL 08/12/25	04/21/2025	08/12/2025	4.20000	50,000,000.00	49,340,833.33	0.00	US BANCORP ADVISORS
NTRD	1533029722	US TREASURY BILL 07/31/25	04/21/2025	07/31/2025	4.18500	50,000,000.00	49,412,937.50	0.00	PIPER SANDLER COMPANIES
NTRD	1533029725	US TREASURY BILL 07/31/25	04/21/2025	07/31/2025	4.18500	50,000,000.00	49,412,937.50	0.00	PIPER SANDLER COMPANIES
NTRD	1533029727	US TREASURY BILL 08/12/25	04/21/2025	08/12/2025	4.20000	50,000,000.00	49,340,833.33	0.00	US BANCORP ADVISORS
NTRD	1534369050	US TREASURY BILL 08/12/25	04/22/2025	08/12/2025	4.18000	50,000,000.00	49,349,777.78	0.00	LOOP CAPITAL MARKETS, LLC
NTRD	1534369052	US TREASURY BILL 07/24/25	04/22/2025	07/24/2025	4.17500	47,367,000.00	46,856,127.17	0.00	RAYMOND, JAMES & ASSOC. INC
NTRD	1534369055	US TREASURY BILL 08/12/25	04/22/2025	08/12/2025	4.18000	50,000,000.00	49,349,777.78	0.00	LOOP CAPITAL MARKETS, LLC
NTRD	1535424890	US TREASURY BILL 07/24/25	04/23/2025	07/24/2025	4.19000	48,692,000.00	48,170,616.88	0.00	UBS SECURITIES LLC
NTRD	1535424895	US TREASURY BILL 07/24/25	04/23/2025	07/24/2025	4.19000	50,000,000.00	49,464,611.11	0.00	UBS SECURITIES LLC
NTRD	1536180392	US TREASURY BILL 07/31/25	04/24/2025	07/31/2025	4.18300	50,000,000.00	49,430,647.22	0.00	INSPEREX LLC
NTRD	1536180395	US TREASURY BILL 07/31/25	04/24/2025	07/31/2025	4.18300	50,000,000.00	49,430,647.22	0.00	INSPEREX LLC
NTRD	1537059255	US TREASURY BILL 07/24/25	04/25/2025	07/24/2025	4.18300	50,000,000.00	49,477,125.00	0.00	PIPER SANDLER COMPANIES
NTRD	1537059262	US TREASURY BILL 07/24/25	04/25/2025	07/24/2025	4.18300	50,000,000.00	49,477,125.00	0.00	PIPER SANDLER COMPANIES
NTRD	1539046009	US TREASURY BILL 08/19/25	04/28/2025	08/19/2025	4.18000	50,000,000.00	49,343,972.22	0.00	DAIWA CAPITAL MARKETS AMERICA INC.
NTRD	1539046010	US TREASURY BILL 07/31/25	04/28/2025	07/31/2025	4.18000	50,000,000.00	49,454,277.78	0.00	J.P. MORGAN SECURITIES LLC
NTRD	1539046014	US TREASURY BILL 08/07/25	04/28/2025	08/07/2025	4.17000	50,000,000.00	49,415,041.67	0.00	MISCHLER FINANCIAL GROUP INC.
NTRD	1539046015	US TREASURY BILL 07/31/25	04/28/2025	07/31/2025	4.18000	50,000,000.00	49,454,277.78	0.00	J.P. MORGAN SECURITIES LLC
NTRD	1539046019	US TREASURY BILL 07/31/25	04/28/2025	07/31/2025	4.18000	50,000,000.00	49,454,277.78	0.00	J.P. MORGAN SECURITIES LLC
NTRD	1539046021	US TREASURY BILL 08/19/25	04/28/2025	08/19/2025	4.18000	50,000,000.00	49,343,972.22	0.00	DAIWA CAPITAL MARKETS AMERICA INC.
NTRD	1539046026	US TREASURY BILL 08/07/25	04/28/2025	08/07/2025	4.17000	41,817,000.00	41,327,775.95	0.00	MISCHLER FINANCIAL GROUP INC.
NTRD	1539046030	US TREASURY BILL 07/31/25	04/28/2025	07/31/2025	4.18000	50,000,000.00	49,454,277.78	0.00	J.P. MORGAN SECURITIES LLC
NTRD	1540268814	US TREASURY BILL 08/19/25	04/29/2025	08/19/2025	4.18200	50,000,000.00	49,349,466.67	0.00	US BANCORP ADVISORS

LOS ANGELES COUNTY TREASURER  
INVESTMENT TRANSACTIONS JOURNAL  
PURCHASE DETAIL REPORT  
GROUP: POOLED SURPLUS INVESTMENTS  
FOR THE PERIOD: APRIL 1, 2025 TO APRIL 30, 2025  
ATTACHMENT VIII

Account	Original Trs ID	Description	Settle Date	Maturity Date	Rate	PAR	Principal	Accr Interest	Broker/Dealer
NTRD	1540268815	US TREASURY BILL 08/19/25	04/29/2025	08/19/2025	4.18200	50,000,000.00	49,349,466.67	0.00	US BANCORP ADVISORS
NTRD	1540268821	US TREASURY BILL 08/19/25	04/29/2025	08/19/2025	4.18200	50,000,000.00	49,349,466.67	0.00	US BANCORP ADVISORS
NTRD	1540268824	US TREASURY BILL 07/31/25	04/29/2025	07/31/2025	4.17000	50,000,000.00	49,461,375.00	0.00	RAYMOND, JAMES & ASSOC.INC
NTRD	1540268825	US TREASURY BILL 08/19/25	04/29/2025	08/19/2025	4.18200	50,000,000.00	49,349,466.67	0.00	US BANCORP ADVISORS
NTRD	1540268828	US TREASURY BILL 07/31/25	04/29/2025	07/31/2025	4.17000	50,000,000.00	49,461,375.00	0.00	RAYMOND, JAMES & ASSOC.INC
NTRD	1541252010	US TREASURY BILL 07/24/25	04/30/2025	07/24/2025	4.17500	50,000,000.00	49,507,118.06	0.00	J.P. MORGAN SECURITIES LLC
NTRD	1541252011	US TREASURY BILL 08/26/25	04/30/2025	08/26/2025	4.17000	50,000,000.00	49,316,583.33	0.00	FHN FINANCIAL CAPITAL MARKETS
NTRD	1541252012	US TREASURY BILL 08/26/25	04/30/2025	08/26/2025	4.17500	50,000,000.00	49,315,763.89	0.00	PIPER SANDLER COMPANIES
NTRD	1541252015	US TREASURY BILL 08/26/25	04/30/2025	08/26/2025	4.17500	50,000,000.00	49,315,763.89	0.00	PIPER SANDLER COMPANIES
NTRD	1541252019	US TREASURY BILL 08/26/25	04/30/2025	08/26/2025	4.17000	50,000,000.00	49,316,583.33	0.00	FHN FINANCIAL CAPITAL MARKETS
NTRD	1541252021	US TREASURY BILL 07/31/25	04/30/2025	07/31/2025	4.17000	50,000,000.00	49,467,166.67	0.00	KEYBANC CAPITAL MARKETS INC.
NTRD	1541252028	US TREASURY BILL 07/24/25	04/30/2025	07/24/2025	4.17500	47,028,000.00	46,564,414.96	0.00	J.P. MORGAN SECURITIES LLC
NTRD	1541252031	US TREASURY BILL 07/24/25	04/30/2025	07/24/2025	4.17500	50,000,000.00	49,507,118.06	0.00	J.P. MORGAN SECURITIES LLC
NTRD	1541252032	US TREASURY BILL 07/31/25	04/30/2025	07/31/2025	4.17000	50,000,000.00	49,467,166.67	0.00	KEYBANC CAPITAL MARKETS INC.
<b>US TBILLS TOTAL</b>						<b>6,467,227,000.00</b>	<b>6,391,739,173.88</b>	<b>0.00</b>	
<b>NTRD- PSI TOTAL</b>						<b>19,553,015,000.00</b>	<b>19,359,026,265.10</b>	<b>0.00</b>	
<b>PSI TOTAL</b>						<b>19,553,015,000.00</b>	<b>19,359,026,265.10</b>	<b>0.00</b>	

LOS ANGELES COUNTY TREASURER  
INVESTMENT TRANSACTIONS JOURNAL  
PURCHASE DETAIL REPORT  
GROUP: SPECIFIC PURPOSE INVESTMENTS  
FOR THE PERIOD: APRIL 1, 2025 TO APRIL 30, 2025  
ATTACHMENT VIII

Account	Original Trs ID	Description	Settle Date	Maturity Date	Rate	PAR	Principal	Accr Interest	Broker/Dealer
<b>SCAQM-SOUTH COAST AIR QUALITY MG</b>									
LAIF-SCAQMD	1528789839	S OF C LAIF	04/15/2025	12/31/2025	0.00000	438,398.55	438,398.55	0.00	NONE
<b>MMFUND TOTAL</b>						<b>438,398.55</b>	<b>438,398.55</b>	<b>0.00</b>	
<b>SCAQM TOTAL</b>						<b>438,398.55</b>	<b>438,398.55</b>	<b>0.00</b>	
<b>SLIM-SCHOOLS LINKED INSURANCE MG</b>									
LAIF-SLIM	1528793063	S OF C LAIF	04/15/2025	12/31/2025	0.00000	41,380.71	41,380.71	0.00	NONE
<b>MMFUND TOTAL</b>						<b>41,380.71</b>	<b>41,380.71</b>	<b>0.00</b>	
<b>SLIM TOTAL</b>						<b>41,380.71</b>	<b>41,380.71</b>	<b>0.00</b>	
<b>WASIA-WHITTIER AREA SCHOOLS INS</b>									
LAIF-WASIA	1528791699	S OF C LAIF	04/15/2025	12/31/2025	0.00000	499.90	499.90	0.00	NONE
<b>MMFUND TOTAL</b>						<b>499.90</b>	<b>499.90</b>	<b>0.00</b>	
<b>WASIA TOTAL</b>						<b>499.90</b>	<b>499.90</b>	<b>0.00</b>	
		<b>MMFUND TOTAL</b>				<b>480,279.16</b>	<b>480,279.16</b>	<b>0.00</b>	
		<b>SPI TOTAL</b>				<b>480,279.16</b>	<b>480,279.16</b>	<b>0.00</b>	

LOS ANGELES COUNTY TREASURER  
 INVESTMENT TRANSACTIONS JOURNAL  
 CALLS-SALES REPORT  
 GROUP: POOLED SURPLUS INVESTMENTS  
 FOR THE PERIOD: APRIL 1, 2025 TO APRIL 30, 2025  
 ATTACHMENT VIII

Account	Original Trs ID	Description	CUSIP	Transaction Type	Settle Date	Maturity Date	Rate	PAR	Principal	Interest	Settlement Amount
NTRD	1520170975	FEDERAL FARM CREDIT BANKS FUNDING CORP	3133EP6X8	Call Redemption	04/02/2025	04/02/2029	5.37000	50,000,000.00	50,000,000.00	-	50,000,000.00
NTRD	1513444409	FEDERAL FARM CREDIT BANKS FUNDING CORP	3133EP6X8	Coupon	04/02/2025	04/02/2029	5.37000	-	-	1,342,500.00	1,342,500.00
NTRD	1520170975	FEDERAL FARM CREDIT BANKS FUNDING CORP	3133EP6X8	Call Redemption	04/02/2025	04/02/2029	5.37000	25,000,000.00	25,000,000.00	-	25,000,000.00
NTRD	1513444409	FEDERAL FARM CREDIT BANKS FUNDING CORP	3133EP6X8	Coupon	04/02/2025	04/02/2029	5.37000	-	-	671,250.00	671,250.00
NTRD	1515432825	FEDERAL HOME LOAN MORTGAGE CORP	3134H1ZJ5	Call Redemption	04/04/2025	04/04/2029	5.36000	50,000,000.00	50,000,000.00	-	50,000,000.00
NTRD	1515432826	FEDERAL HOME LOAN MORTGAGE CORP	3134H1ZJ5	Coupon	04/04/2025	04/04/2029	5.36000	-	-	1,340,000.00	1,340,000.00
NTRD	1515432823	FEDERAL HOME LOAN MORTGAGE CORP	3134H1ZP1	Call Redemption	04/04/2025	04/04/2029	5.43000	50,000,000.00	50,000,000.00	-	50,000,000.00
NTRD	1515432824	FEDERAL HOME LOAN MORTGAGE CORP	3134H1ZP1	Coupon	04/04/2025	04/04/2029	5.43000	-	-	1,357,500.00	1,357,500.00
NTRD	1523513420	FEDERAL HOME LOAN BANKS	3130B2FB6	Call Redemption	04/07/2025	08/06/2029	5.25000	50,000,000.00	50,000,000.00	-	50,000,000.00
NTRD	1516699561	FEDERAL HOME LOAN BANKS	3130B2FB6	Coupon	04/06/2025	08/06/2029	5.25000	-	-	437,500.00	437,500.00
NTRD	1517797285	FEDERAL FARM CREDIT BANKS FUNDING CORP	3133ERRQ6	Call Redemption	04/08/2025	02/28/2030	5.19000	50,000,000.00	50,000,000.00	-	50,000,000.00
NTRD	1517797287	FEDERAL FARM CREDIT BANKS FUNDING CORP	3133ERRQ6	Coupon	04/08/2025	02/28/2030	5.19000	-	-	288,333.33	288,333.33
NTRD	1526130854	FEDERAL NATIONAL MORTGAGE ASSOCIATION	3135GAM24	Call Redemption	04/10/2025	01/10/2029	5.03000	50,000,000.00	50,000,000.00	-	50,000,000.00
NTRD	1515432822	FEDERAL NATIONAL MORTGAGE ASSOCIATION	3135GAM24	Coupon	04/10/2025	01/10/2029	5.03000	-	-	628,750.00	628,750.00
NTRD	1526130855	FEDERAL FARM CREDIT BANKS FUNDING CORP	3133ERAB7	Call Redemption	04/10/2025	04/10/2028	5.30000	50,000,000.00	50,000,000.00	-	50,000,000.00
NTRD	1519807027	FEDERAL FARM CREDIT BANKS FUNDING CORP	3133ERAB7	Coupon	04/10/2025	04/10/2028	5.30000	-	-	1,325,000.00	1,325,000.00
NTRD	1527686925	FEDERAL FARM CREDIT BANKS FUNDING CORP	3133ERBB6	Call Redemption	04/16/2025	04/16/2029	5.42000	50,000,000.00	50,000,000.00	-	50,000,000.00
NTRD	1527284457	FEDERAL FARM CREDIT BANKS FUNDING CORP	3133ERBB6	Coupon	04/16/2025	04/16/2029	5.42000	-	-	1,355,000.00	1,355,000.00
NTRD	1531249084	FEDERAL NATIONAL MORTGAGE ASSOCIATION	3135GARF0	Call Redemption	04/16/2025	04/16/2029	5.70000	25,000,000.00	25,000,000.00	-	25,000,000.00
NTRD	1521793227	FEDERAL NATIONAL MORTGAGE ASSOCIATION	3135GARF0	Coupon	04/16/2025	04/16/2029	5.70000	-	-	712,500.00	712,500.00
NTRD	1531249085	FEDERAL HOME LOAN MORTGAGE CORP	3134H1G23	Call Redemption	04/16/2025	04/16/2029	5.70000	25,000,000.00	25,000,000.00	-	25,000,000.00
NTRD	1527284451	FEDERAL HOME LOAN MORTGAGE CORP	3134H1G23	Coupon	04/16/2025	04/16/2029	5.70000	-	-	712,500.00	712,500.00
NTRD	1534918585	FEDERAL HOME LOAN MORTGAGE CORP	3134H1PV9	Call Redemption	04/22/2025	01/22/2029	5.16000	25,000,000.00	25,000,000.00	-	25,000,000.00
NTRD	1530676658	FEDERAL HOME LOAN MORTGAGE CORP	3134H1PV9	Coupon	04/22/2025	01/22/2029	5.16000	-	-	322,500.00	322,500.00
NTRD	1534918586	FEDERAL HOME LOAN MORTGAGE CORP	3134H1PT4	Call Redemption	04/22/2025	01/22/2029	5.15000	25,000,000.00	25,000,000.00	-	25,000,000.00
NTRD	1530676660	FEDERAL HOME LOAN MORTGAGE CORP	3134H1PT4	Coupon	04/22/2025	01/22/2029	5.15000	-	-	321,875.00	321,875.00
NTRD	1535776055	FEDERAL HOME LOAN MORTGAGE CORP	3134H1D42	Call Redemption	04/23/2025	04/23/2029	5.60000	50,000,000.00	50,000,000.00	-	50,000,000.00
NTRD	1531754467	FEDERAL HOME LOAN MORTGAGE CORP	3134H1D42	Coupon	04/23/2025	04/23/2029	5.60000	-	-	1,400,000.00	1,400,000.00
NTRD	1535400071	FEDERAL NATIONAL MORTGAGE ASSOCIATION	3135GARL7	Call Redemption	04/23/2025	04/23/2029	5.75000	25,000,000.00	25,000,000.00	-	25,000,000.00
NTRD	1532779980	FEDERAL NATIONAL MORTGAGE ASSOCIATION	3135GARL7	Coupon	04/23/2025	04/23/2029	5.75000	-	-	718,750.00	718,750.00
NTRD	1532591763	FEDERAL NATIONAL MORTGAGE ASSOCIATION	3135GARM5	Call Redemption	04/24/2025	04/24/2029	5.75000	25,000,000.00	25,000,000.00	-	25,000,000.00
NTRD	1532591765	FEDERAL NATIONAL MORTGAGE ASSOCIATION	3135GARM5	Coupon	04/24/2025	04/24/2029	5.75000	-	-	718,750.00	718,750.00
NTRD	1532591770	FEDERAL HOME LOAN MORTGAGE CORP	3134H1M75	Call Redemption	04/25/2025	04/25/2029	5.75000	50,000,000.00	50,000,000.00	-	50,000,000.00
NTRD	1532591771	FEDERAL HOME LOAN MORTGAGE CORP	3134H1M75	Coupon	04/25/2025	04/25/2029	5.75000	-	-	1,437,500.00	1,437,500.00
NTRD	1532591772	FEDERAL HOME LOAN MORTGAGE CORP	3134HABX0	Call Redemption	04/25/2025	07/25/2029	5.31000	25,000,000.00	25,000,000.00	-	25,000,000.00
NTRD	1532591773	FEDERAL HOME LOAN MORTGAGE CORP	3134HABX0	Coupon	04/25/2025	07/25/2029	5.31000	-	-	331,875.00	331,875.00
NTRD	1539214049	FEDERAL FARM CREDIT BANKS FUNDING CORP	3133EPGV1	Call Redemption	04/28/2025	04/28/2026	4.48000	50,000,000.00	50,000,000.00	-	50,000,000.00
NTRD	1539390436	FEDERAL FARM CREDIT BANKS FUNDING CORP	3133EPGV1	Coupon	04/28/2025	04/28/2026	4.48000	-	-	1,120,000.00	1,120,000.00
NTRD	1539214047	FEDERAL HOME LOAN MORTGAGE CORP	3134GYY63	Call Redemption	04/28/2025	07/26/2028	5.05000	50,000,000.00	50,000,000.00	-	50,000,000.00
NTRD	1540758237	FEDERAL NATIONAL MORTGAGE ASSOCIATION	3135GALV1	Call Redemption	04/29/2025	01/29/2029	5.08000	50,000,000.00	50,000,000.00	-	50,000,000.00
NTRD	1540365873	FEDERAL NATIONAL MORTGAGE ASSOCIATION	3135GALX7	Call Redemption	04/29/2025	01/29/2029	5.10000	50,000,000.00	50,000,000.00	-	50,000,000.00
NTRD	1532591779	FEDERAL NATIONAL MORTGAGE ASSOCIATION	3135GALX7	Coupon	04/29/2025	01/29/2029	5.10000	-	-	637,500.00	637,500.00
NTRD	1540758238	FEDERAL HOME LOAN MORTGAGE CORP	3134H1PQ0	Call Redemption	04/29/2025	01/29/2029	5.12500	25,000,000.00	25,000,000.00	-	25,000,000.00
NTRD	1535467879	FEDERAL FARM CREDIT BANKS FUNDING CORP	3133ERCW9	Call Redemption	04/30/2025	04/30/2029	5.62500	41,060,000.00	41,060,000.00	-	41,060,000.00
NTRD	1535467880	FEDERAL FARM CREDIT BANKS FUNDING CORP	3133ERCW9	Coupon	04/30/2025	04/30/2029	5.62500	-	-	1,154,812.50	1,154,812.50
<b>NTRD-PSI TOTAL</b>								<b>966,060,000.00</b>	<b>966,060,000.00</b>	<b>18,334,395.83</b>	<b>984,394,395.83</b>
<b>PSI TOTAL</b>								<b>966,060,000.00</b>	<b>966,060,000.00</b>	<b>18,334,395.83</b>	<b>984,394,395.83</b>

LOS ANGELES COUNTY TREASURER  
INVESTMENT TRANSACTIONS JOURNAL  
CALLS-SALES REPORT  
GROUP: SPECIFIC PURPOSE INVESTMENTS  
FOR THE PERIOD: APRIL 1, 2025 TO APRIL 30, 2025  
ATTACHMENT VIII

**There were no Specific Purpose Investments Calls/Sales.**

LOS ANGELES COUNTY TREASURER  
 COMPARISON OF INVESTMENT COST TO MARKET VALUE  
 AS OF APRIL 30, 2025  
 ATTACHMENT IX

SECURITY TYPE	POOLED			SPECIFIC PURPOSE		
	Amortized Cost	Market Value	Mkt Value Difference	Amortized Cost	Market Value	Mkt Value Difference
Collateralized CD's	\$0.00	\$0.00	\$0.00	\$0.00	\$0.00	\$0.00
Negotiable CD's	1,850,000,000.00	1,850,000,000.00	0.00	0.00	0.00	0.00
Euro CD's	0.00	0.00	0.00	0.00	0.00	0.00
Bankers Acceptances	0.00	0.00	0.00	0.00	0.00	0.00
Commercial Paper	19,009,380,902.14	19,004,362,818.11	(5,018,084.03)	0.00	0.00	0.00
Governments	14,208,005,575.76	14,086,939,459.05	(121,066,116.71)	192,835,570.83	192,808,681.15	(26,889.68)
Agencies	27,950,063,856.95	26,578,414,123.78	(1,371,649,733.17)	73,405,000.00	52,815,650.93	(20,589,349.07)
Municipals	35,282,408.02	35,282,408.02	0.00	1,610,000.00	1,610,000.00	0.00
Corp. & Deposit Notes	0.00	0.00	0.00	0.00	0.00	0.00
Repurchase Agreements	0.00	0.00	0.00	0.00	0.00	0.00
Asset Backed	0.00	0.00	0.00	0.00	0.00	0.00
Other	0.00	0.00	0.00	44,063,550.80	44,063,550.80	0.00
<b>TOTAL</b>	<b><u>\$63,052,732,742.87</u></b>	<b><u>\$61,554,998,808.96</u></b>	<b><u>(\$1,497,733,933.91)</u></b>	<b><u>\$311,914,121.63</u></b>	<b><u>\$291,297,882.88</u></b>	<b><u>(\$20,616,238.75)</u></b>

**Market Pricing Policies and Source:**

The Pooled Surplus Investment Portfolio (PSI) is market priced monthly using Citibank Valuation Total Report month-end prices. Securities not actively traded, and therefore may not have a month-end price quoted in the Citibank Valuation Total Report, are priced in accordance with industry pricing standards and are shown on Attachment IXa. Bond Anticipation Notes are private placements not actively traded, are not included in the Citibank Valuation Total Report. Accordingly, market value is priced at Cost. Such non-traded securities make up 0.06% of the PSI Portfolio.

**LOS ANGELES COUNTY TREASURER  
MARKET PRICING EXCEPTIONS  
AS OF APRIL 30, 2025  
ATTACHMENT IXa**

**There were no Market Pricing Exceptions**

LOS ANGELES COUNTY TREASURER  
 TREASURER PORTFOLIO COMPARED TO MARKET VALUE  
 FOR THE PERIOD: APRIL 1, 2025 TO APRIL 30, 2025  
 FUND: POOLED SURPLUS INVESTMENTS  
 ATTACHMENT X

Security ID	CUSIP	Description	Final Maturity	Face Rate	PAR	Amortized Cost	Historical Cost	Market Value
821809165	3133EMLN0	FEDERAL FARM CREDIT BANKS FUNDING CORP	12/23/2030	1.240	50,000,000.00	50,000,000.00	50,000,000.00	42,970,287.50
821810641	3133ENCC2	FEDERAL FARM CREDIT BANKS FUNDING CORP	10/27/2031	1.980	20,000,000.00	20,000,000.00	20,000,000.00	17,618,258.40
821809066	3133EL5L4	FEDERAL FARM CREDIT BANKS FUNDING CORP	06/03/2030	1.250	50,000,000.00	50,000,000.00	50,000,000.00	43,491,544.00
1361041879	3133ERSS1	FEDERAL FARM CREDIT BANKS FUNDING CORP	03/11/2032	5.250	19,085,000.00	19,085,000.00	19,085,000.00	19,060,239.31
1104833997	3133EPWS0	FEDERAL FARM CREDIT BANKS FUNDING CORP	09/25/2026	5.200	25,000,000.00	25,000,000.00	25,000,000.00	25,028,184.50
821809918	3133EMNB4	FEDERAL FARM CREDIT BANKS FUNDING CORP	01/14/2031	1.380	25,000,000.00	25,000,000.00	25,000,000.00	21,620,004.50
821809490	3133EMFG2	FEDERAL FARM CREDIT BANKS FUNDING CORP	11/04/2030	1.370	50,000,000.00	50,000,000.00	50,000,000.00	43,438,230.00
1366282330	3133ERST9	FEDERAL FARM CREDIT BANKS FUNDING CORP	09/11/2030	5.120	50,000,000.00	50,000,000.00	50,000,000.00	49,900,847.50
821810656	3133ELXZ2	FEDERAL FARM CREDIT BANKS FUNDING CORP	04/27/2027	1.020	20,925,000.00	20,945,060.94	20,995,517.25	19,821,355.65
1434168057	3133ERJ69	FEDERAL FARM CREDIT BANKS FUNDING CORP	12/16/2032	5.200	25,000,000.00	25,000,000.00	25,000,000.00	25,097,677.75
821809462	3133EMVB5	FEDERAL FARM CREDIT BANKS FUNDING CORP	04/05/2029	1.730	25,000,000.00	25,000,000.00	25,000,000.00	23,045,522.00
821810615	3133EL2K9	FEDERAL FARM CREDIT BANKS FUNDING CORP	07/30/2029	1.120	20,000,000.00	20,000,000.00	20,000,000.00	17,857,022.00
821809731	3133ELC77	FEDERAL FARM CREDIT BANKS FUNDING CORP	05/27/2027	1.040	35,500,000.00	35,500,000.00	35,500,000.00	33,593,095.49
821809064	3133EMLN0	FEDERAL FARM CREDIT BANKS FUNDING CORP	12/23/2030	1.240	50,000,000.00	50,000,000.00	50,000,000.00	42,970,287.50
821809877	3133ENKZ2	FEDERAL FARM CREDIT BANKS FUNDING CORP	01/14/2032	2.000	25,000,000.00	24,915,922.82	24,875,000.00	21,974,900.25
821809907	3133ENJC5	FEDERAL FARM CREDIT BANKS FUNDING CORP	12/22/2026	1.290	25,000,000.00	25,000,000.00	25,000,000.00	24,005,481.75
821810701	3133ENFN5	FEDERAL FARM CREDIT BANKS FUNDING CORP	11/30/2026	1.540	25,000,000.00	25,000,000.00	25,000,000.00	24,138,574.00
821810441	3133ENLS7	FEDERAL FARM CREDIT BANKS FUNDING CORP	01/26/2032	2.320	25,000,000.00	25,000,000.00	25,000,000.00	22,158,922.00
821810497	3133EMVA7	FEDERAL FARM CREDIT BANKS FUNDING CORP	04/01/2031	2.020	25,000,000.00	25,000,000.00	25,000,000.00	22,242,977.00
821810398	3133ENMP2	FEDERAL FARM CREDIT BANKS FUNDING CORP	01/27/2032	2.230	25,000,000.00	25,000,000.00	25,000,000.00	21,975,376.75
821809049	3133EMFH0	FEDERAL FARM CREDIT BANKS FUNDING CORP	11/04/2030	1.300	50,000,000.00	50,000,000.00	50,000,000.00	43,234,678.50
821809892	3133EMGT3	FEDERAL FARM CREDIT BANKS FUNDING CORP	11/19/2030	1.340	25,000,000.00	25,000,000.00	25,000,000.00	21,641,350.25
821809576	3133EL5F7	FEDERAL FARM CREDIT BANKS FUNDING CORP	12/01/2028	1.030	40,000,000.00	39,950,227.82	39,885,600.00	36,304,861.60
821809520	3133ENHP8	FEDERAL FARM CREDIT BANKS FUNDING CORP	12/20/2028	1.450	25,000,000.00	24,985,966.76	24,973,000.00	22,996,208.00
821810695	3133EMWA6	FEDERAL FARM CREDIT BANKS FUNDING CORP	04/14/2028	1.430	25,000,000.00	25,000,000.00	25,000,000.00	23,429,309.75
821809055	3133EMGT3	FEDERAL FARM CREDIT BANKS FUNDING CORP	11/19/2030	1.340	50,000,000.00	50,000,000.00	50,000,000.00	43,282,700.50
821810624	3133ENDC1	FEDERAL FARM CREDIT BANKS FUNDING CORP	11/03/2026	1.330	20,000,000.00	19,996,982.48	19,990,000.00	19,277,008.20
821810553	3133EMWB4	FEDERAL FARM CREDIT BANKS FUNDING CORP	04/14/2031	2.040	25,000,000.00	25,000,000.00	25,000,000.00	22,134,977.25
821809516	3133ENEM8	FEDERAL FARM CREDIT BANKS FUNDING CORP	11/23/2026	1.430	25,000,000.00	25,000,000.00	25,000,000.00	24,089,472.75
821809744	3133ENEF3	FEDERAL FARM CREDIT BANKS FUNDING CORP	11/16/2026	1.270	20,000,000.00	20,000,000.00	20,000,000.00	19,243,435.40
821809879	3133ENLL2	FEDERAL FARM CREDIT BANKS FUNDING CORP	01/20/2032	2.050	25,000,000.00	25,000,000.00	25,000,000.00	21,836,318.25
821810568	3133EL3J1	FEDERAL FARM CREDIT BANKS FUNDING CORP	08/12/2030	1.150	10,551,000.00	10,543,095.94	10,536,228.60	9,106,228.60
821809501	3133EL6D1	FEDERAL FARM CREDIT BANKS FUNDING CORP	09/10/2029	1.230	25,000,000.00	25,000,000.00	25,000,000.00	22,400,599.00
1434168061	3133ERJ69	FEDERAL FARM CREDIT BANKS FUNDING CORP	12/16/2032	5.200	25,000,000.00	25,000,000.00	25,000,000.00	25,097,677.75
1118108042	3133EPLYC3	FEDERAL FARM CREDIT BANKS FUNDING CORP	10/20/2027	5.360	25,000,000.00	25,000,000.00	25,000,000.00	25,081,281.00
821809757	3133ENLE8	FEDERAL FARM CREDIT BANKS FUNDING CORP	01/18/2028	1.830	25,000,000.00	25,000,000.00	25,000,000.00	23,786,585.50
821810751	3133ENHB9	FEDERAL FARM CREDIT BANKS FUNDING CORP	12/14/2028	1.840	25,000,000.00	25,000,000.00	25,000,000.00	23,349,693.50
821809053	3133EMFH0	FEDERAL FARM CREDIT BANKS FUNDING CORP	11/04/2030	1.300	50,000,000.00	50,000,000.00	50,000,000.00	43,234,678.50
845641500	3133ENVT4	FEDERAL FARM CREDIT BANKS FUNDING CORP	05/03/2027	3.490	25,000,000.00	25,000,000.00	25,000,000.00	24,755,571.50
821810697	3133EMWA6	FEDERAL FARM CREDIT BANKS FUNDING CORP	04/14/2028	1.430	25,000,000.00	25,000,000.00	25,000,000.00	23,429,309.75
821809475	3133EL3J1	FEDERAL FARM CREDIT BANKS FUNDING CORP	08/12/2030	1.150	50,000,000.00	49,962,543.66	49,930,000.00	43,153,391.50
821810051	3133EMJZ6	FEDERAL FARM CREDIT BANKS FUNDING CORP	12/10/2031	1.170	37,000,000.00	36,876,373.38	36,794,280.00	30,752,264.36
903285066	3133ENJ35	FEDERAL FARM CREDIT BANKS FUNDING CORP	02/25/2026	3.320	25,000,000.00	24,998,909.30	24,995,350.00	24,856,320.70
1469416633	3133ERE49	FEDERAL FARM CREDIT BANKS FUNDING CORP	11/26/2032	5.230	50,000,000.00	49,892,089.22	49,888,500.00	50,000,967.00
821810781	3133ENKH2	FEDERAL FARM CREDIT BANKS FUNDING CORP	01/10/2028	1.600	25,000,000.00	25,000,000.00	25,000,000.00	23,649,759.75
821809572	3133EMNW8	FEDERAL FARM CREDIT BANKS FUNDING CORP	01/27/2027	0.700	40,000,000.00	40,000,000.00	40,000,000.00	37,935,453.20
821810092	3133EL4P6	FEDERAL FARM CREDIT BANKS FUNDING CORP	08/20/2029	1.140	25,000,000.00	25,000,000.00	25,000,000.00	22,338,031.25
821809783	3133ENCC2	FEDERAL FARM CREDIT BANKS FUNDING CORP	10/27/2031	1.980	25,000,000.00	25,000,000.00	25,000,000.00	22,022,823.00
821810303	3133ENGR5	FEDERAL FARM CREDIT BANKS FUNDING CORP	12/09/2031	2.200	25,000,000.00	25,000,000.00	25,000,000.00	22,039,924.50
821810753	3133ENHB9	FEDERAL FARM CREDIT BANKS FUNDING CORP	12/14/2028	1.840	25,000,000.00	25,000,000.00	25,000,000.00	23,349,693.50
1393456859	3133ERYN5	FEDERAL FARM CREDIT BANKS FUNDING CORP	10/28/2031	4.900	50,000,000.00	50,000,000.00	50,000,000.00	50,067,401.50
821810677	3133EMLM2	FEDERAL FARM CREDIT BANKS FUNDING CORP	02/21/2031	1.125	21,750,000.00	21,750,000.00	21,750,000.00	18,543,008.39
888663308	3133ENC40	FEDERAL FARM CREDIT BANKS FUNDING CORP	07/25/2029	4.330	25,000,000.00	25,000,000.00	25,000,000.00	24,925,783.75
821809512	3133ENDC1	FEDERAL FARM CREDIT BANKS FUNDING CORP	11/03/2026	1.330	25,000,000.00	25,000,000.00	25,000,000.00	24,096,260.25
821809015	3133EL4P6	FEDERAL FARM CREDIT BANKS FUNDING CORP	08/20/2029	1.140	43,338,000.00	43,306,777.57	43,272,993.00	38,723,423.93
1460488421	3133ERV73	FEDERAL FARM CREDIT BANKS FUNDING CORP	01/12/2032	5.190	21,315,000.00	21,315,000.00	21,315,000.00	21,603,959.19
821809911	3133EMGT3	FEDERAL FARM CREDIT BANKS FUNDING CORP	11/19/2030	1.340	25,000,000.00	25,000,000.00	25,000,000.00	21,641,350.25
821810776	3133ENKH2	FEDERAL FARM CREDIT BANKS FUNDING CORP	01/10/2028	1.600	25,000,000.00	25,000,000.00	25,000,000.00	23,649,759.75
821809286	3133EMSX1	FEDERAL FARM CREDIT BANKS FUNDING CORP	03/15/2029	1.550	50,000,000.00	49,841,479.83	49,675,000.00	45,830,107.50
906065817	3133ENJ76	FEDERAL FARM CREDIT BANKS FUNDING CORP	09/06/2029	4.400	25,000,000.00	25,000,000.00	25,000,000.00	24,920,312.75
821809486	3133EL6L3	FEDERAL FARM CREDIT BANKS FUNDING CORP	09/09/2030	1.320	50,000,000.00	50,000,000.00	50,000,000.00	43,623,241.50
821809738	3133ENLZ1	FEDERAL FARM CREDIT BANKS FUNDING CORP	01/26/2027	1.780	25,000,000.00	25,000,000.00	25,000,000.00	24,166,246.00
1359286051	3133ERSS1	FEDERAL FARM CREDIT BANKS FUNDING CORP	03/11/2032	5.250	50,000,000.00	50,000,000.00	50,000,000.00	49,935,130.50
821809273	3133EMLN0	FEDERAL FARM CREDIT BANKS FUNDING CORP	12/23/2030	1.240	50,000,000.00	50,000,000.00	50,000,000.00	42,970,287.50
861158866	3133ENXS4	FEDERAL FARM CREDIT BANKS FUNDING CORP	05/26/2026	3.375	25,000,000.00	25,000,000.00	25,000,000.00	24,821,336.75
821809142	3133EMLM2	FEDERAL FARM CREDIT BANKS FUNDING CORP	02/21/2031	1.125	22,956,000.00	22,954,688.40	22,953,704.40	19,571,186.24
821809667	3133ELC85	FEDERAL FARM CREDIT BANKS FUNDING CORP	05/27/2026	0.820	25,000,000.00	25,000,000.00	25,000,000.00	24,176,211.50
821809099	3133EMNW8	FEDERAL FARM CREDIT BANKS FUNDING CORP	01/27/2027	0.700	50,000,000.00	50,000,000.00	50,000,000.00	47,419,316.50
821809170	3133EMFU1	FEDERAL FARM CREDIT BANKS FUNDING CORP	11/03/2032	1.240	18,330,000.00	18,330,000.00	18,330,000.00	14,845,853.21
1372483908	3133ERUP4	FEDERAL FARM CREDIT BANKS FUNDING CORP	03/25/2030	4.840	50,000,000.00	50,000,000.00	50,000,000.00	49,984,310.50
1366639767	3133ERUP4	FEDERAL FARM CREDIT BANKS FUNDING CORP	03/25/2030	4.840	50,000,000.00	50,000,000.00	50,000,000.00	49,984,310.50
821810524	3133EMVA7	FEDERAL FARM CREDIT BANKS FUNDING CORP	04/01/2031	2.020	25,000,000.00	25,000,000.00	25,000,000.00	22,242,977.00
888663310	3133ENC40	FEDERAL FARM CREDIT BANKS FUNDING CORP	07/25/2029	4.330	50,000,000.00	50,000,000.00	50,000,000.00	49,851,567.50
821809056	3133EMVH2	FEDERAL FARM CREDIT BANKS FUNDING CORP	04/05/2028	1.570	50,000,000.00	50,000,000.00	50,000,000.00	47,090,496.00
821809499	3133EL5U4	FEDERAL FARM CREDIT BANKS FUNDING CORP	09/01/2028	1.120	25,000,000.00	25,000,000.00	25,000,000.00	23,004,888.50
821809133	3133EMVH2	FEDERAL FARM CREDIT BANKS FUNDING CORP	04/05/2028	1.570	50,000,000.00	50,000,000.00	50,000,000.00	47,090,496.00
1125181600	3133EPZZ1	FEDERAL FARM CREDIT BANKS FUNDING CORP	11/03/2028	5.570	30,000,000.00	30,000,000.00	30,000,000.00	30,112,498.50
821810673	3133EMSX1	FEDERAL FARM CREDIT BANKS FUNDING CORP	03/15/2029	1.550	20,945,000.00	20,878,595.91	20,808,857.50	19,198,232.03
1382119138	3133ERXF3	FEDERAL FARM CREDIT BANKS FUNDING CORP	10/15/2031	4.900	50,000,000.00	50,000,000.00	50,000,000.00	50,015,765.00
821809297	3133EMUG5	FEDERAL FARM CREDIT BANKS FUNDING CORP	03/24/2031	1.980	50,000,000.00	49,926,064.56	49,875,000.00	44,428,039.00
821809508	3133EMJW3	FEDERAL FARM CREDIT BANKS FUNDING CORP	12/09/2027	0.860	26,200,000.00	26,200,000.00	26,200,000.00	24,301,616.91
821809480	3133EMKX9	FEDERAL FARM CREDIT BANKS FUNDING CORP	12/23/2030	1.170	50,000,000.00	49,957,653.35	49,925,000.00	42,796,901.00
829937661	3133ENTQ3	FEDERAL FARM CREDIT BANKS FUNDING CORP	04/04/2029	3.500	21,000,000.00	21,000,000.00	21,000,000.00	

LOS ANGELES COUNTY TREASURER  
 TREASURER PORTFOLIO COMPARED TO MARKET VALUE  
 FOR THE PERIOD: APRIL 1, 2025 TO APRIL 30, 2025  
 FUND: POOLED SURPLUS INVESTMENTS  
 ATTACHMENT X

Security ID	CUSIP	Description	Final Maturity	Face Rate	PAR	Amortized Cost	Historical Cost	Market Value
865756667	3133ENVN7	FEDERAL FARM CREDIT BANKS FUNDING CORP	04/27/2029	3.140	16,250,000.00	16,227,178.39	16,210,512.50	15,831,742.55
821810675	3133EMG48	FEDERAL FARM CREDIT BANKS FUNDING CORP	06/14/2029	1.950	21,072,000.00	21,013,980.68	20,966,640.00	19,232,691.71
899279683	3133ENF96	FEDERAL FARM CREDIT BANKS FUNDING CORP	08/17/2026	3.960	25,000,000.00	25,000,000.00	25,000,000.00	24,939,800.75
821810761	3133ELXZ2	FEDERAL FARM CREDIT BANKS FUNDING CORP	04/27/2027	1.020	5,000,000.00	5,000,000.00	5,000,000.00	4,736,285.70
821810690	3133EMNB4	FEDERAL FARM CREDIT BANKS FUNDING CORP	01/14/2031	1.380	25,000,000.00	25,000,000.00	25,000,000.00	21,620,004.50
821809961	3133EMFU1	FEDERAL FARM CREDIT BANKS FUNDING CORP	11/03/2032	1.240	18,330,000.00	18,330,000.00	18,330,000.00	14,845,853.21
821809762	3133ENGL8	FEDERAL FARM CREDIT BANKS FUNDING CORP	12/07/2029	2.000	20,000,000.00	20,000,000.00	20,000,000.00	18,428,022.40
821809678	3133EL5F7	FEDERAL FARM CREDIT BANKS FUNDING CORP	12/01/2028	1.030	25,000,000.00	25,000,000.00	25,000,000.00	22,690,538.50
821809747	3133ENJZ4	FEDERAL FARM CREDIT BANKS FUNDING CORP	01/05/2032	1.800	25,000,000.00	24,994,153.89	24,991,250.00	21,465,969.50
821809676	3133EMLM2	FEDERAL FARM CREDIT BANKS FUNDING CORP	02/21/2031	1.125	25,000,000.00	24,996,429.05	24,993,750.00	21,313,802.75
821810272	3133ELWV0	FEDERAL FARM CREDIT BANKS FUNDING CORP	04/21/2027	1.330	25,000,000.00	25,000,000.00	25,000,000.00	23,882,675.00
821810769	3133ENFR6	FEDERAL FARM CREDIT BANKS FUNDING CORP	12/01/2025	1.340	9,880,000.00	9,880,000.00	9,880,000.00	9,721,807.86
1434188056	3133ERJ69	FEDERAL FARM CREDIT BANKS FUNDING CORP	12/16/2032	5.200	25,000,000.00	25,000,000.00	25,000,000.00	25,097,677.75
859635093	3133ENH0	FEDERAL FARM CREDIT BANKS FUNDING CORP	04/26/2030	3.125	21,450,000.00	21,400,701.71	21,371,707.50	20,670,041.11
1321136050	3133ERLJ8	FEDERAL FARM CREDIT BANKS FUNDING CORP	07/18/2031	5.520	36,769,000.00	36,752,628.56	36,750,615.50	36,757,666.69
1386753176	3133ERXF3	FEDERAL FARM CREDIT BANKS FUNDING CORP	10/15/2031	4.900	30,101,000.00	30,101,000.00	30,101,000.00	30,110,490.85
821809519	3133ENKA7	FEDERAL FARM CREDIT BANKS FUNDING CORP	01/05/2032	2.125	30,000,000.00	30,000,000.00	30,000,000.00	26,226,624.90
821809491	3133EL7A6	FEDERAL FARM CREDIT BANKS FUNDING CORP	09/10/2030	0.950	25,000,000.00	24,936,332.83	24,881,250.00	21,471,046.75
821809052	3133EMGT3	FEDERAL FARM CREDIT BANKS FUNDING CORP	11/19/2030	1.340	50,000,000.00	50,000,000.00	50,000,000.00	43,282,700.50
821810797	3133EMWN8	FEDERAL FARM CREDIT BANKS FUNDING CORP	04/19/2029	1.700	25,000,000.00	25,000,000.00	25,000,000.00	22,998,013.25
821809164	3133EL5K6	FEDERAL FARM CREDIT BANKS FUNDING CORP	09/03/2030	1.240	50,000,000.00	49,946,577.22	49,900,000.00	43,293,206.50
821809308	3133ENJM3	FEDERAL FARM CREDIT BANKS FUNDING CORP	12/27/2027	1.480	50,000,000.00	50,000,000.00	50,000,000.00	47,150,324.00
821809732	3133ELE02	FEDERAL FARM CREDIT BANKS FUNDING CORP	12/18/2025	1.820	36,274,000.00	36,272,080.79	36,255,863.00	35,722,560.84
821810586	3133ENMT4	FEDERAL FARM CREDIT BANKS FUNDING CORP	02/01/2030	2.050	25,000,000.00	25,000,000.00	25,000,000.00	22,952,466.25
821809448	3133ELC28	FEDERAL FARM CREDIT BANKS FUNDING CORP	05/27/2025	0.730	50,000,000.00	50,000,000.00	50,000,000.00	49,869,523.50
821809493	3133EMYE6	FEDERAL FARM CREDIT BANKS FUNDING CORP	05/04/2026	1.000	25,000,000.00	24,992,442.50	24,962,500.00	24,296,955.00
821809465	3133EL6L3	FEDERAL FARM CREDIT BANKS FUNDING CORP	09/09/2030	1.320	32,190,000.00	32,190,000.00	32,190,000.00	28,084,642.88
821810530	3133EMWB4	FEDERAL FARM CREDIT BANKS FUNDING CORP	04/14/2031	2.040	25,000,000.00	25,000,000.00	25,000,000.00	22,134,977.25
863901902	3133ENXX3	FEDERAL FARM CREDIT BANKS FUNDING CORP	06/01/2029	3.930	25,000,000.00	24,989,059.44	24,981,250.00	24,692,172.00
866508567	3133ENXV7	FEDERAL FARM CREDIT BANKS FUNDING CORP	06/02/2031	4.330	25,000,000.00	25,000,000.00	25,000,000.00	24,641,094.50
1126839223	3133EPZZ1	FEDERAL FARM CREDIT BANKS FUNDING CORP	11/03/2028	5.570	24,295,000.00	24,295,000.00	24,295,000.00	24,386,105.04
821809521	3133ENKV1	FEDERAL FARM CREDIT BANKS FUNDING CORP	01/13/2027	1.500	25,000,000.00	24,994,038.88	24,982,500.00	24,091,923.50
821809050	3133EMJK9	FEDERAL FARM CREDIT BANKS FUNDING CORP	12/09/2030	1.280	50,000,000.00	49,929,901.40	49,875,000.00	43,261,180.00
1122064631	3133EPZH1	FEDERAL FARM CREDIT BANKS FUNDING CORP	10/27/2026	5.420	50,000,000.00	50,000,000.00	50,000,000.00	50,079,326.50
821809224	3133EL5K6	FEDERAL FARM CREDIT BANKS FUNDING CORP	09/03/2030	1.240	50,000,000.00	50,000,000.00	50,000,000.00	43,293,206.50
821810455	3133EMGK2	FEDERAL FARM CREDIT BANKS FUNDING CORP	11/12/2030	1.030	25,000,000.00	24,993,082.57	24,987,500.00	21,444,242.25
1365839319	3133ERUP4	FEDERAL FARM CREDIT BANKS FUNDING CORP	03/25/2030	4.840	50,000,000.00	50,000,000.00	50,000,000.00	49,984,310.50
821810743	3133ENG06	FEDERAL FARM CREDIT BANKS FUNDING CORP	12/06/2028	1.780	25,000,000.00	25,000,000.00	25,000,000.00	23,309,038.25
1055914263	3133EPNF8	FEDERAL FARM CREDIT BANKS FUNDING CORP	06/23/2026	4.820	25,000,000.00	24,985,697.99	24,962,500.00	25,019,182.50
1366639774	3133ERST9	FEDERAL FARM CREDIT BANKS FUNDING CORP	09/11/2030	5.120	47,700,000.00	47,700,000.00	47,740,545.00	47,605,408.52
821809702	3133EMUK6	FEDERAL FARM CREDIT BANKS FUNDING CORP	03/25/2026	1.050	25,000,000.00	25,000,000.00	25,000,000.00	24,351,392.00
1121394790	3133EPTY6	FEDERAL FARM CREDIT BANKS FUNDING CORP	10/20/2028	5.520	39,370,000.00	39,370,000.00	39,370,000.00	39,542,842.17
821809506	3133EMMD1	FEDERAL FARM CREDIT BANKS FUNDING CORP	01/06/2031	1.240	25,000,000.00	25,000,000.00	25,000,000.00	21,486,029.50
821810700	3133ENFN5	FEDERAL FARM CREDIT BANKS FUNDING CORP	11/30/2026	1.540	25,000,000.00	25,000,000.00	25,000,000.00	24,138,574.00
900293453	3133ENG61	FEDERAL FARM CREDIT BANKS FUNDING CORP	08/16/2032	4.700	25,000,000.00	24,981,768.41	24,975,000.00	24,791,134.00
1046329690	3133EPM0A	FEDERAL FARM CREDIT BANKS FUNDING CORP	06/09/2028	4.690	25,000,000.00	25,000,000.00	25,000,000.00	24,966,463.25
821810134	3133EMUQ3	FEDERAL FARM CREDIT BANKS FUNDING CORP	03/30/2027	1.300	25,000,000.00	25,000,000.00	25,000,000.00	23,864,601.75
821810638	3133ENDL1	FEDERAL FARM CREDIT BANKS FUNDING CORP	11/08/2027	1.400	20,000,000.00	20,000,000.00	20,000,000.00	18,878,379.60
821810709	3133ENFN5	FEDERAL FARM CREDIT BANKS FUNDING CORP	11/30/2026	1.540	25,000,000.00	25,000,000.00	25,000,000.00	24,138,574.00
1318202537	3133ERLJ8	FEDERAL FARM CREDIT BANKS FUNDING CORP	07/18/2031	5.520	25,000,000.00	25,000,000.00	25,000,000.00	24,992,294.25
821810248	3133ELWV0	FEDERAL FARM CREDIT BANKS FUNDING CORP	04/21/2027	1.330	25,000,000.00	25,000,000.00	25,000,000.00	23,882,675.00
1355455710	3133ERST9	FEDERAL FARM CREDIT BANKS FUNDING CORP	09/11/2030	5.120	50,000,000.00	50,000,000.00	50,000,000.00	49,900,847.50
821809375	3133ELXZ2	FEDERAL FARM CREDIT BANKS FUNDING CORP	04/27/2027	1.020	35,000,000.00	35,000,000.00	35,000,000.00	33,153,999.90
878042078	3133ENZ06	FEDERAL FARM CREDIT BANKS FUNDING CORP	06/29/2032	4.700	20,000,000.00	19,942,710.10	19,920,000.00	19,942,471.00
821809771	3133ENGL8	FEDERAL FARM CREDIT BANKS FUNDING CORP	12/07/2029	2.000	20,000,000.00	20,000,000.00	20,000,000.00	18,428,022.40
821809233	3133ENEF3	FEDERAL FARM CREDIT BANKS FUNDING CORP	11/16/2026	1.270	20,000,000.00	20,000,000.00	20,000,000.00	19,243,435.40
821810653	3133ENLL2	FEDERAL FARM CREDIT BANKS FUNDING CORP	01/20/2032	2.050	20,000,000.00	20,000,000.00	20,000,000.00	17,469,054.60
821809054	3133EMNB4	FEDERAL FARM CREDIT BANKS FUNDING CORP	01/14/2031	1.380	50,000,000.00	49,965,761.22	49,940,000.00	43,240,000.00
821810431	3133EMKY7	FEDERAL FARM CREDIT BANKS FUNDING CORP	12/21/2027	0.740	20,000,000.00	20,000,000.00	20,000,000.00	18,473,806.20
821810793	3133EMWN8	FEDERAL FARM CREDIT BANKS FUNDING CORP	04/19/2029	1.700	25,000,000.00	25,000,000.00	25,000,000.00	22,998,013.25
821810319	3133EMDT6	FEDERAL FARM CREDIT BANKS FUNDING CORP	01/21/2028	0.900	17,300,000.00	17,297,066.99	17,292,215.00	16,033,987.90
821809515	3133EMXK5	FEDERAL FARM CREDIT BANKS FUNDING CORP	04/30/2029	1.430	30,000,000.00	30,000,000.00	30,000,000.00	27,312,171.00
1393456855	3133ERYN5	FEDERAL FARM CREDIT BANKS FUNDING CORP	10/28/2031	4.900	50,000,000.00	50,000,000.00	50,000,000.00	50,067,401.50
821809880	3133ELC85	FEDERAL FARM CREDIT BANKS FUNDING CORP	05/27/2026	0.820	25,000,000.00	25,000,000.00	25,000,000.00	24,176,211.50
821809756	3133ENGL8	FEDERAL FARM CREDIT BANKS FUNDING CORP	12/07/2029	2.000	20,000,000.00	20,000,000.00	20,000,000.00	18,428,022.40
821810487	3133EMVA7	FEDERAL FARM CREDIT BANKS FUNDING CORP	04/01/2031	2.020	25,000,000.00	25,000,000.00	25,000,000.00	22,242,977.00
821809220	3133EL5K6	FEDERAL FARM CREDIT BANKS FUNDING CORP	09/03/2030	1.240	50,000,000.00	50,000,000.00	50,000,000.00	43,293,206.50
821810459	3133EMGK2	FEDERAL FARM CREDIT BANKS FUNDING CORP	11/12/2030	1.030	25,000,000.00	24,978,555.94	24,961,250.00	21,444,242.25
1373351812	3133ERV3	FEDERAL FARM CREDIT BANKS FUNDING CORP	04/01/2031	4.900	50,000,000.00	50,000,000.00	50,000,000.00	49,779,495.50
821809670	3133EL5F7	FEDERAL FARM CREDIT BANKS FUNDING CORP	12/01/2028	1.030	25,000,000.00	25,000,000.00	25,000,000.00	22,690,538.50
1109093626	3133EPW50	FEDERAL FARM CREDIT BANKS FUNDING CORP	09/25/2026	5.200	40,708,000.00	40,688,860.88	40,667,292.00	40,753,893.39
863901898	3133ENXX3	FEDERAL FARM CREDIT BANKS FUNDING CORP	06/01/2029	3.930	20,000,000.00	20,000,000.00	20,000,000.00	19,753,737.60
821809840	3133ENLR9	FEDERAL FARM CREDIT BANKS FUNDING CORP	01/24/2029	2.000	25,000,000.00	25,000,000.00	25,000,000.00	23,417,415.25
821809474	3133EMSG8	FEDERAL FARM CREDIT BANKS FUNDING CORP	03/03/2027	1.100	50,000,000.00	49,988,515.51	49,962,500.00	47,633,685.50
821809067	3133EL5L4	FEDERAL FARM CREDIT BANKS FUNDING CORP	06/03/2030	1.250	50,000,000.00	50,000,000.00	50,000,000.00	43,491,544.00
821809418	3133EMDT6	FEDERAL FARM CREDIT BANKS FUNDING CORP	01/21/2028	0.900	50,000,000.00	49,991,523.09	49,977,500.00	46,341,005.50
1131865559	3133EPB38	FEDERAL FARM CREDIT BANKS FUNDING CORP	11/17/2027	5.230	25,000,000.00	25,000,000.00	25,000,000.00	25,116,502.50
821809044	3133EMJK9	FEDERAL FARM CREDIT BANKS FUNDING CORP	12/09/2030	1.280	50,000,000.00	50,000,000.00	50,000,000.00	43,261,180.00
821809470	3133ELT53	FEDERAL FARM CREDIT BANKS FUNDING CORP	03/17/2027	1.000	50,000,000.00	50,000,000.00	50,000,000.00	47,502,495.50
868381884	3133ENYM6	FEDERAL FARM CREDIT BANKS FUNDING CORP	06/08/2028	3.780	25,000,000.00	25,000,000.00	25,000,000.00	24,819,170.25
821810450	3133ENLS7	FEDERAL FARM CREDIT BANKS FUNDING CORP	01/26/2032	2.320	25,000,000.00	25,000,000.00	25,000,000.00	22,158,922.00
821810762	3133EMFG2	FEDERAL FARM CREDIT BANKS FUNDING CORP	11/04/2030	1.370	6,000,000.00	6,000,000.00	6,000,000.00	5,212,587.60
1132575157	3133EPB38	FEDERAL FARM CREDIT BANKS FUNDING CORP	11/17/2027	5.230	25,000,000.00	25,000,000.00	25,000,000.00	25,116,50

LOS ANGELES COUNTY TREASURER  
 TREASURER PORTFOLIO COMPARED TO MARKET VALUE  
 FOR THE PERIOD: APRIL 1, 2025 TO APRIL 30, 2025  
 FUND: POOLED SURPLUS INVESTMENTS  
 ATTACHMENT X

Security ID	CUSIP	Description	Final Maturity	Face Rate	PAR	Amortized Cost	Historical Cost	Market Value
821809128	3133EMVH2	FEDERAL FARM CREDIT BANKS FUNDING CORP	04/05/2028	1.570	50,000,000.00	50,000,000.00	50,000,000.00	47,090,496.00
821810280	3133ENKM1	FEDERAL FARM CREDIT BANKS FUNDING CORP	01/12/2032	2.120	25,000,000.00	25,000,000.00	25,000,000.00	21,838,897.50
821810407	3133ENMP2	FEDERAL FARM CREDIT BANKS FUNDING CORP	01/27/2032	2.230	25,000,000.00	25,000,000.00	25,000,000.00	21,975,376.75
1137387134	3133EPD51	FEDERAL FARM CREDIT BANKS FUNDING CORP	11/14/2028	5.250	17,349,000.00	17,342,857.54	17,340,325.50	17,392,085.37
821809216	3133ELXZ2	FEDERAL FARM CREDIT BANKS FUNDING CORP	04/27/2027	1.020	50,000,000.00	50,000,000.00	50,000,000.00	47,362,857.00
821809057	3133EMNB4	FEDERAL FARM CREDIT BANKS FUNDING CORP	01/14/2031	1.380	50,000,000.00	49,992,864.98	49,987,500.00	43,240,009.00
821810764	3133EMGT3	FEDERAL FARM CREDIT BANKS FUNDING CORP	11/19/2030	1.340	6,525,000.00	6,525,000.00	6,525,000.00	5,648,392.42
821809231	3133ENJK7	FEDERAL FARM CREDIT BANKS FUNDING CORP	12/23/2031	2.050	45,000,000.00	45,000,000.00	45,000,000.00	39,412,157.40
821810650	3133EMGK2	FEDERAL FARM CREDIT BANKS FUNDING CORP	11/12/2030	1.030	20,000,000.00	19,926,801.90	19,868,200.00	17,155,393.80
1064302239	3133EPPV1	FEDERAL FARM CREDIT BANKS FUNDING CORP	07/14/2028	5.430	25,000,000.00	25,000,000.00	25,000,000.00	25,010,447.00
821810222	3133EMUQ3	FEDERAL FARM CREDIT BANKS FUNDING CORP	03/30/2027	1.300	25,000,000.00	25,000,000.00	25,000,000.00	23,864,601.75
1372483909	3133ERUP4	FEDERAL FARM CREDIT BANKS FUNDING CORP	03/25/2030	4.840	34,000,000.00	34,000,000.00	34,000,000.00	33,989,331.14
821809197	3133EMWV0	FEDERAL FARM CREDIT BANKS FUNDING CORP	04/21/2031	1.970	45,000,000.00	45,000,000.00	45,000,000.00	39,919,484.70
821810377	3133EMFU1	FEDERAL FARM CREDIT BANKS FUNDING CORP	11/03/2032	1.240	18,340,000.00	18,340,000.00	18,340,000.00	14,853,952.42
821809513	3133EMXW7	FEDERAL FARM CREDIT BANKS FUNDING CORP	04/28/2028	1.400	25,000,000.00	24,978,610.55	24,950,000.00	23,379,948.50
821809858	3133ELXZ2	FEDERAL FARM CREDIT BANKS FUNDING CORP	04/27/2027	1.020	50,000,000.00	50,000,000.00	50,000,000.00	47,362,857.00
821810560	3133ENMT4	FEDERAL FARM CREDIT BANKS FUNDING CORP	02/01/2030	2.050	25,000,000.00	25,000,000.00	25,000,000.00	22,952,466.25
821809076	3133EMLN0	FEDERAL FARM CREDIT BANKS FUNDING CORP	12/23/2030	1.240	48,935,000.00	48,905,387.46	48,882,639.55	42,055,020.38
821810773	3133ENEM8	FEDERAL FARM CREDIT BANKS FUNDING CORP	11/23/2026	1.430	10,000,000.00	10,000,000.00	10,000,000.00	9,635,789.10
829937660	3133ENTQ3	FEDERAL FARM CREDIT BANKS FUNDING CORP	04/04/2029	3.500	8,200,000.00	8,200,000.00	8,200,000.00	8,017,306.30
821810084	3133ENKB5	FEDERAL FARM CREDIT BANKS FUNDING CORP	01/05/2034	2.340	38,700,000.00	38,672,001.44	38,661,300.00	32,705,039.89
821810127	3133EL4P6	FEDERAL FARM CREDIT BANKS FUNDING CORP	08/20/2029	1.140	25,000,000.00	24,988,018.29	24,975,000.00	22,338,031.25
821809481	3133EMMD1	FEDERAL FARM CREDIT BANKS FUNDING CORP	01/06/2031	1.240	50,000,000.00	50,000,000.00	50,000,000.00	42,972,059.00
821809048	3133EMJK9	FEDERAL FARM CREDIT BANKS FUNDING CORP	12/09/2030	1.280	50,000,000.00	49,929,901.40	49,875,000.00	43,261,180.00
821809509	3133ENLE8	FEDERAL FARM CREDIT BANKS FUNDING CORP	01/18/2028	1.830	27,000,000.00	27,000,000.00	27,000,000.00	25,689,512.34
821810603	3133ENJC5	FEDERAL FARM CREDIT BANKS FUNDING CORP	12/22/2026	1.290	12,000,000.00	11,996,054.80	11,988,000.00	11,522,631.24
821809679	3133EMUK6	FEDERAL FARM CREDIT BANKS FUNDING CORP	03/25/2026	1.050	25,000,000.00	25,000,000.00	25,000,000.00	24,351,392.00
821809765	3133ENHE3	FEDERAL FARM CREDIT BANKS FUNDING CORP	12/14/2029	1.930	25,000,000.00	25,000,000.00	25,000,000.00	22,895,614.00
1346644418	3133ERRG8	FEDERAL FARM CREDIT BANKS FUNDING CORP	11/27/2030	5.300	49,625,000.00	49,625,000.00	49,625,000.00	49,609,355.72
821809423	3133ELN34	FEDERAL FARM CREDIT BANKS FUNDING CORP	06/22/2027	0.875	25,000,000.00	25,000,000.00	25,000,000.00	23,530,243.25
821810284	3133ENFG0	FEDERAL FARM CREDIT BANKS FUNDING CORP	11/29/2033	2.350	15,150,000.00	15,150,000.00	15,150,000.00	12,780,736.19
821810467	3133ENHB9	FEDERAL FARM CREDIT BANKS FUNDING CORP	12/14/2028	1.840	25,000,000.00	25,000,000.00	25,000,000.00	23,349,693.50
821809466	3133EMC26	FEDERAL FARM CREDIT BANKS FUNDING CORP	06/03/2030	1.740	25,000,000.00	25,000,000.00	25,000,000.00	22,501,737.50
840008631	3133ENUV0	FEDERAL FARM CREDIT BANKS FUNDING CORP	04/19/2032	4.000	25,000,000.00	25,000,000.00	25,000,000.00	24,086,180.50
821810674	3133ENMS6	FEDERAL FARM CREDIT BANKS FUNDING CORP	02/01/2028	1.875	21,250,000.00	21,237,803.80	21,223,437.50	20,223,889.14
821810547	3133EMWB4	FEDERAL FARM CREDIT BANKS FUNDING CORP	04/14/2031	2.040	25,000,000.00	25,000,000.00	25,000,000.00	22,134,977.25
821810758	3133ENHB9	FEDERAL FARM CREDIT BANKS FUNDING CORP	12/14/2028	1.840	25,000,000.00	25,000,000.00	25,000,000.00	23,349,693.50
825556677	3133ENSF8	FEDERAL FARM CREDIT BANKS FUNDING CORP	03/21/2029	2.870	50,000,000.00	49,978,316.37	49,961,000.00	48,099,776.50
821809298	3133EMVA7	FEDERAL FARM CREDIT BANKS FUNDING CORP	04/01/2031	2.020	50,000,000.00	49,881,524.13	49,800,000.00	44,485,954.00
821809511	3133ENMT4	FEDERAL FARM CREDIT BANKS FUNDING CORP	02/01/2030	2.050	27,200,000.00	27,200,000.00	27,200,000.00	24,972,283.28
821810633	3133ENEM8	FEDERAL FARM CREDIT BANKS FUNDING CORP	11/23/2026	1.430	20,000,000.00	20,000,000.00	20,000,000.00	19,271,578.20
821810704	3133ENFN5	FEDERAL FARM CREDIT BANKS FUNDING CORP	11/30/2026	1.540	25,000,000.00	25,000,000.00	25,000,000.00	24,138,574.00
821810661	3133ENMP2	FEDERAL FARM CREDIT BANKS FUNDING CORP	01/27/2032	2.230	20,900,000.00	20,900,000.00	20,900,000.00	18,371,414.96
821810452	3133EL6W9	FEDERAL FARM CREDIT BANKS FUNDING CORP	09/14/2028	1.000	20,000,000.00	20,000,000.00	20,000,000.00	18,277,090.80
867624350	3133ENYM6	FEDERAL FARM CREDIT BANKS FUNDING CORP	06/08/2028	3.780	25,000,000.00	25,000,000.00	25,000,000.00	24,819,170.25
821809496	3133ELXZ2	FEDERAL FARM CREDIT BANKS FUNDING CORP	04/27/2027	1.020	25,000,000.00	25,000,000.00	25,000,000.00	23,681,428.50
821810689	3133EMNB4	FEDERAL FARM CREDIT BANKS FUNDING CORP	01/14/2031	1.380	25,000,000.00	25,000,000.00	25,000,000.00	21,620,004.50
1104833999	3133EPWS0	FEDERAL FARM CREDIT BANKS FUNDING CORP	09/25/2026	5.200	25,000,000.00	25,000,000.00	25,000,000.00	25,028,184.50
821810310	3133ENGR5	FEDERAL FARM CREDIT BANKS FUNDING CORP	12/09/2031	2.200	25,000,000.00	25,000,000.00	25,000,000.00	22,039,924.50
821810605	3133ENKM1	FEDERAL FARM CREDIT BANKS FUNDING CORP	01/12/2032	2.120	25,000,000.00	25,000,000.00	25,000,000.00	21,838,897.50
821810282	3133ENKM1	FEDERAL FARM CREDIT BANKS FUNDING CORP	01/12/2032	2.120	25,000,000.00	25,000,000.00	25,000,000.00	21,838,897.50
821809425	3133EMXQ0	FEDERAL FARM CREDIT BANKS FUNDING CORP	04/28/2026	0.940	25,000,000.00	25,000,000.00	25,000,000.00	24,267,552.75
821809130	3133EMVH2	FEDERAL FARM CREDIT BANKS FUNDING CORP	04/05/2028	1.570	50,000,000.00	49,952,904.93	49,887,500.00	47,090,496.00
1513431834	313313GT9	FEDERAL FARM CREDIT BANKS FUNDING CORP	06/11/2025	0.000	50,000,000.00	49,760,833.34	49,556,666.67	49,756,166.50
1510401241	313313GJ1	FEDERAL FARM CREDIT BANKS FUNDING CORP	06/02/2025	0.000	50,000,000.00	49,813,777.78	49,598,458.33	49,801,000.00
1510401258	313313GJ1	FEDERAL FARM CREDIT BANKS FUNDING CORP	06/02/2025	0.000	25,000,000.00	24,906,888.89	24,799,229.17	24,900,500.00
1509455964	313313FR4	FEDERAL FARM CREDIT BANKS FUNDING CORP	05/16/2025	0.000	50,000,000.00	49,911,875.00	49,700,375.00	49,906,000.00
1502956689	313313FE3	FEDERAL FARM CREDIT BANKS FUNDING CORP	05/05/2025	0.000	50,000,000.00	49,976,500.00	49,694,500.00	49,970,625.00
1490089720	313313FH6	FEDERAL FARM CREDIT BANKS FUNDING CORP	05/08/2025	0.000	50,000,000.00	49,959,166.67	49,585,833.33	49,953,000.00
1444194155	313313FF0	FEDERAL FARM CREDIT BANKS FUNDING CORP	05/06/2025	0.000	50,000,000.00	49,970,833.33	49,218,333.33	49,964,750.00
1448405759	313313FA1	FEDERAL FARM CREDIT BANKS FUNDING CORP	05/01/2025	0.000	50,000,000.00	50,000,000.00	49,310,972.22	49,994,125.00
1530676664	313313JW9	FEDERAL FARM CREDIT BANKS FUNDING CORP	08/01/2025	0.000	50,000,000.00	49,463,333.33	49,375,833.33	49,471,062.50
1524830857	313313HA9	FEDERAL FARM CREDIT BANKS FUNDING CORP	06/18/2025	0.000	50,000,000.00	49,716,666.67	49,586,805.56	49,715,528.00
1513431840	313313GT9	FEDERAL FARM CREDIT BANKS FUNDING CORP	06/11/2025	0.000	50,000,000.00	49,760,833.34	49,556,666.67	49,756,166.50
1466690577	313313GM4	FEDERAL FARM CREDIT BANKS FUNDING CORP	06/05/2025	0.000	50,000,000.00	49,796,805.56	49,233,666.67	49,791,000.00
1444194159	313313FE3	FEDERAL FARM CREDIT BANKS FUNDING CORP	05/05/2025	0.000	50,000,000.00	49,976,777.78	49,233,666.67	49,970,625.00
1466074731	313313GL6	FEDERAL FARM CREDIT BANKS FUNDING CORP	06/04/2025	0.000	50,000,000.00	49,802,138.89	49,231,833.33	49,796,805.50
1440021921	313313FJ2	FEDERAL FARM CREDIT BANKS FUNDING CORP	05/09/2025	0.000	50,000,000.00	49,953,222.22	49,163,847.22	49,947,125.00
1490089713	313313FH6	FEDERAL FARM CREDIT BANKS FUNDING CORP	05/08/2025	0.000	50,000,000.00	49,959,166.67	49,585,833.33	49,953,000.00
1444891769	313313GL6	FEDERAL FARM CREDIT BANKS FUNDING CORP	06/04/2025	0.000	50,000,000.00	49,802,138.89	49,057,250.00	49,796,805.50
1510401250	313313GJ1	FEDERAL FARM CREDIT BANKS FUNDING CORP	06/02/2025	0.000	50,000,000.00	49,813,777.78	49,604,277.78	49,801,000.00
1522972745	313313GM4	FEDERAL FARM CREDIT BANKS FUNDING CORP	06/05/2025	0.000	50,000,000.00	49,794,375.00	49,659,250.00	49,791,000.00
1524830854	313313HA9	FEDERAL FARM CREDIT BANKS FUNDING CORP	06/18/2025	0.000	50,000,000.00	49,716,666.67	49,586,805.56	49,715,528.00
1475387255	313313GZ5	FEDERAL FARM CREDIT BANKS FUNDING CORP	06/17/2025	0.000	50,000,000.00	49,725,833.33	49,224,166.67	49,721,333.50
1469985099	313313HA9	FEDERAL FARM CREDIT BANKS FUNDING CORP	06/18/2025	0.000	50,000,000.00	49,722,000.00	49,189,166.67	49,715,528.00
1502956688	313313FE3	FEDERAL FARM CREDIT BANKS FUNDING CORP	05/05/2025	0.000	50,000,000.00	49,976,500.00	49,694,500.00	49,970,625.00
1514229891	313313GY8	FEDERAL FARM CREDIT BANKS FUNDING CORP	06/16/2025	0.000	50,000,000.00	49,731,027.78	49,532,222.22	49,719,500.00
1448405758	313313FA1	FEDERAL FARM CREDIT BANKS FUNDING CORP	05/01/2025	0.000	50,000,000.00	50,000,000.00	49,310,972.22	49,994,125.00
1509455965	313313FR4	FEDERAL FARM CREDIT BANKS FUNDING CORP	05/16/2025	0.000	50,000,000.00	49,911,875.00	49,700,375.00	49,906,000.00
1514229893	313313GE2	FEDERAL FARM CREDIT BANKS FUNDING CORP	05/29/2025	0.000	50,000,000.00	49,835,500.00	49,635,750.00	49,829,625.00
1467468509	313313GL6	FEDERAL FARM CREDIT BANKS FUNDING CORP	06/04/2025	0.000	50,000,000.00	49,802,611.11	49,256,888.89	49,796,805.50
1466690578	313313GM4	FEDERAL FARM CREDIT BANKS FUNDING CORP	06/05/2025	0.000	50,000,000.00	49,796,805.56	49,233,666.67	49,791,000.00
1469985092	313313HA9	FEDERAL FARM CREDIT BANKS FUNDING CORP	06/18/2025	0.000	50,000,000.00	49,		

LOS ANGELES COUNTY TREASURER  
 TREASURER PORTFOLIO COMPARED TO MARKET VALUE  
 FOR THE PERIOD: APRIL 1, 2025 TO APRIL 30, 2025  
 FUND: POOLED SURPLUS INVESTMENTS  
 ATTACHMENT X

Security ID	CUSIP	Description	Final Maturity	Face Rate	PAR	Amortized Cost	Historical Cost	Market Value
1467468516	313313GL6	FEDERAL FARM CREDIT BANKS FUNDING CORP	06/04/2025	0.000	50,000,000.00	49,802,611.11	49,256,888.89	49,796,805.50
876366161	3133ENZ3	FEDERAL FARM CREDIT BANKS FUNDING CORP	06/29/2029	4.270	25,000,000.00	25,000,000.00	25,000,000.00	24,938,691.25
821810727	3130AKA71	FEDERAL HOME LOAN BANKS	10/08/2030	1.250	50,000,000.00	50,000,000.00	50,000,000.00	43,131,515.00
821809307	3130AJW60	FEDERAL HOME LOAN BANKS	08/10/2028	1.020	32,995,000.00	32,995,000.00	32,995,000.00	30,230,645.58
821810783	3130AKPK6	FEDERAL HOME LOAN BANKS	01/27/2032	1.370	50,000,000.00	50,000,000.00	50,000,000.00	41,448,658.00
821810712	3130AKAQ9	FEDERAL HOME LOAN BANKS	10/07/2030	1.210	50,000,000.00	50,000,000.00	50,000,000.00	43,039,028.00
821809606	3130AMAB8	FEDERAL HOME LOAN BANKS	04/27/2029	1.550	25,000,000.00	25,000,000.00	25,000,000.00	22,940,714.75
870007040	3130ASF9G	FEDERAL HOME LOAN BANKS	06/29/2027	3.800	25,000,000.00	25,000,000.00	25,000,000.00	24,834,625.25
841371341	3130ARNL1	FEDERAL HOME LOAN BANKS	04/21/2027	3.260	25,000,000.00	25,000,000.00	25,000,000.00	24,678,508.25
850346601	3130ARV40	FEDERAL HOME LOAN BANKS	05/05/2025	3.100	25,000,000.00	25,000,000.00	25,000,000.00	24,996,161.00
821809632	3130APMY8	FEDERAL HOME LOAN BANKS	10/27/2027	1.400	25,000,000.00	25,000,000.00	25,000,000.00	23,846,408.75
821809587	3130AHL76	FEDERAL HOME LOAN BANKS	11/25/2026	2.080	40,950,000.00	40,950,000.00	40,950,000.00	39,822,281.64
821810738	3130AKPE0	FEDERAL HOME LOAN BANKS	01/27/2031	1.260	50,000,000.00	50,000,000.00	50,000,000.00	42,699,597.00
821809546	3130APNL5	FEDERAL HOME LOAN BANKS	10/27/2026	1.280	25,000,000.00	25,000,000.00	25,000,000.00	24,085,595.25
821809529	3130AKKQ8	FEDERAL HOME LOAN BANKS	12/23/2030	1.250	25,000,000.00	25,000,000.00	25,000,000.00	21,426,330.25
850346592	3130ARZT1	FEDERAL HOME LOAN BANKS	05/23/2025	3.450	25,000,000.00	25,000,000.00	25,000,000.00	24,984,821.25
821809167	3130AQLB7	FEDERAL HOME LOAN BANKS	01/26/2029	1.875	25,000,000.00	25,000,000.00	25,000,000.00	23,341,325.25
821809234	3130AQM42	FEDERAL HOME LOAN BANKS	01/27/2032	2.250	22,700,000.00	22,700,000.00	22,700,000.00	20,081,970.18
821809221	3130AQNRO	FEDERAL HOME LOAN BANKS	01/27/2027	1.750	25,000,000.00	25,000,000.00	25,000,000.00	24,142,814.75
821809460	3130AMD44	FEDERAL HOME LOAN BANKS	11/12/2026	1.100	30,000,000.00	30,000,000.00	30,000,000.00	28,781,804.40
842850552	3130ARV55	FEDERAL HOME LOAN BANKS	05/19/2025	3.210	25,000,000.00	25,000,000.00	25,000,000.00	24,984,628.25
841371336	3130ARUC3	FEDERAL HOME LOAN BANKS	05/12/2025	3.120	25,000,000.00	25,000,000.00	25,000,000.00	24,989,889.75
821810791	3130AQKQ3	FEDERAL HOME LOAN BANKS	01/27/2033	1.500	50,000,000.00	50,000,000.00	50,000,000.00	40,320,851.50
821809243	3130AJC31	FEDERAL HOME LOAN BANKS	03/14/2031	1.500	25,000,000.00	24,837,988.24	24,723,000.00	21,766,130.50
821809215	3130AQM26	FEDERAL HOME LOAN BANKS	01/27/2027	1.700	25,000,000.00	25,000,000.00	25,000,000.00	24,122,307.75
821809230	3130AQL76	FEDERAL HOME LOAN BANKS	01/20/2032	2.160	25,000,000.00	25,000,000.00	25,000,000.00	21,998,019.75
849799807	3130ARZC8	FEDERAL HOME LOAN BANKS	05/23/2025	3.400	25,000,000.00	25,000,000.00	25,000,000.00	24,984,081.00
1377030885	3130B2WQ4	FEDERAL HOME LOAN BANKS	10/10/2031	4.700	33,150,000.00	33,150,000.00	33,150,000.00	33,197,558.98
821809596	3130AQJR5	FEDERAL HOME LOAN BANKS	01/27/2027	1.500	25,000,000.00	25,000,000.00	25,000,000.00	24,000,563.25
821810778	3130AKXM3	FEDERAL HOME LOAN BANKS	02/17/2032	1.350	50,000,000.00	50,000,000.00	50,000,000.00	41,314,714.00
1313237110	3130B1WZ6	FEDERAL HOME LOAN BANKS	07/16/2031	5.600	25,835,000.00	25,835,000.00	25,835,000.00	25,861,897.59
850346595	3130ARZW4	FEDERAL HOME LOAN BANKS	05/23/2025	3.500	25,000,000.00	25,000,000.00	25,000,000.00	24,985,395.25
833040183	3130ARNE7	FEDERAL HOME LOAN BANKS	04/27/2027	3.250	50,000,000.00	50,000,000.00	50,000,000.00	49,348,326.50
821809611	3130AQ7B3	FEDERAL HOME LOAN BANKS	12/21/2027	1.610	25,000,000.00	25,000,000.00	25,000,000.00	23,702,505.00
821809583	3130AKK96	FEDERAL HOME LOAN BANKS	12/30/2030	1.250	40,440,000.00	40,440,000.00	40,440,000.00	34,638,622.38
841085426	3130ARKG5	FEDERAL HOME LOAN BANKS	04/21/2026	3.000	25,000,000.00	25,000,000.00	25,000,000.00	24,761,264.25
821809161	3130AQKU6	FEDERAL HOME LOAN BANKS	01/19/2029	1.770	25,000,000.00	25,000,000.00	25,000,000.00	23,261,626.75
821809368	3130AKJA5	FEDERAL HOME LOAN BANKS	12/16/2030	1.280	33,200,000.00	33,194,395.48	33,190,040.00	28,520,631.64
821810055	3130AKAQ9	FEDERAL HOME LOAN BANKS	10/07/2030	1.210	38,200,000.00	38,200,000.00	38,200,000.00	32,881,817.39
821809863	3130AQ4R1	FEDERAL HOME LOAN BANKS	12/13/2028	1.700	25,000,000.00	25,000,000.00	25,000,000.00	23,301,445.00
821809680	3130ALV68	FEDERAL HOME LOAN BANKS	03/30/2026	1.030	25,000,000.00	25,000,000.00	25,000,000.00	24,326,394.50
824373426	3130AJK40	FEDERAL HOME LOAN BANKS	05/04/2027	1.200	19,444,444.44	19,444,444.45	19,444,444.45	18,508,416.69
821809174	3130AHL76	FEDERAL HOME LOAN BANKS	11/25/2026	2.080	50,000,000.00	50,000,000.00	50,000,000.00	48,623,054.50
821809202	3130AHNR0	FEDERAL HOME LOAN BANKS	12/16/2026	2.020	50,000,000.00	50,000,000.00	50,000,000.00	48,530,009.00
821809241	3130AQRW5	FEDERAL HOME LOAN BANKS	02/17/2032	2.400	25,000,000.00	25,000,000.00	25,000,000.00	22,235,665.75
858143703	3130AS6Q7	FEDERAL HOME LOAN BANKS	06/07/2027	3.250	25,000,000.00	25,000,000.00	25,000,000.00	24,791,399.25
1141009813	3130AXVE5	FEDERAL HOME LOAN BANKS	11/28/2028	5.350	50,000,000.00	50,000,000.00	50,000,000.00	49,987,558.50
1429008951	3130B3WR0	FEDERAL HOME LOAN BANKS	12/09/2031	5.275	46,670,000.00	46,652,817.00	46,651,798.70	46,650,546.08
877589745	3130ASHH5	FEDERAL HOME LOAN BANKS	06/28/2027	4.260	25,000,000.00	25,000,000.00	25,000,000.00	24,952,194.25
821809650	3130ALD43	FEDERAL HOME LOAN BANKS	02/24/2031	1.460	25,000,000.00	25,000,000.00	25,000,000.00	21,557,175.75
853951950	3130ARVC2	FEDERAL HOME LOAN BANKS	05/12/2025	3.200	25,000,000.00	25,000,000.00	25,000,000.00	24,990,481.25
1430932218	3130B3ZR7	FEDERAL HOME LOAN BANKS	12/12/2031	5.250	29,750,000.00	29,750,000.00	29,750,000.00	29,740,230.40
870006897	3130ASF06	FEDERAL HOME LOAN BANKS	06/27/2025	3.500	25,000,000.00	25,000,000.00	25,000,000.00	24,962,112.75
1237998929	3130B0PR4	FEDERAL HOME LOAN BANKS	10/02/2028	5.000	25,000,000.00	25,000,000.00	25,000,000.00	25,009,803.75
869387879	3130ASEK1	FEDERAL HOME LOAN BANKS	06/27/2025	3.335	25,000,000.00	25,000,000.00	25,000,000.00	24,954,528.00
821809149	3130AJSQ3	FEDERAL HOME LOAN BANKS	07/06/2027	1.020	24,185,000.00	24,183,114.12	24,178,953.75	22,836,459.88
821810799	3130AQJW4	FEDERAL HOME LOAN BANKS	01/27/2027	1.520	50,000,000.00	50,000,000.00	50,000,000.00	48,097,482.00
821809562	3130APWC5	FEDERAL HOME LOAN BANKS	11/23/2026	1.375	25,000,000.00	25,000,000.00	25,000,000.00	24,073,056.50
821810784	3130AQF24	FEDERAL HOME LOAN BANKS	12/29/2026	1.400	50,000,000.00	50,000,000.00	50,000,000.00	48,054,066.00
821809534	3130APMZ5	FEDERAL HOME LOAN BANKS	10/27/2026	1.250	25,000,000.00	25,000,000.00	25,000,000.00	24,074,853.50
821809644	3130AME73	FEDERAL HOME LOAN BANKS	05/18/2028	1.450	25,000,000.00	25,000,000.00	25,000,000.00	23,360,286.50
821810681	3130AKTV8	FEDERAL HOME LOAN BANKS	01/28/2031	1.320	50,000,000.00	50,000,000.00	50,000,000.00	42,847,184.00
821810610	3130APP33	FEDERAL HOME LOAN BANKS	11/17/2028	1.600	12,000,000.00	12,000,000.00	12,000,000.00	11,162,041.92
1432940650	3130B3ZR7	FEDERAL HOME LOAN BANKS	12/12/2031	5.250	15,000,000.00	15,000,000.00	15,000,000.00	14,995,074.15
821809659	3130AQF32	FEDERAL HOME LOAN BANKS	12/29/2027	1.500	25,000,000.00	25,000,000.00	25,000,000.00	23,626,408.00
859220857	3130ARVY4	FEDERAL HOME LOAN BANKS	05/19/2025	3.350	25,000,000.00	25,000,000.00	25,000,000.00	24,986,323.25
855441198	3130ARVW8	FEDERAL HOME LOAN BANKS	05/16/2025	3.320	25,000,000.00	25,000,000.00	25,000,000.00	24,988,270.25
851779930	3130ARVU2	FEDERAL HOME LOAN BANKS	05/09/2025	3.300	25,000,000.00	25,000,000.00	25,000,000.00	24,993,598.25
821809166	3130AQBM4	FEDERAL HOME LOAN BANKS	12/14/2029	1.800	25,000,000.00	25,000,000.00	25,000,000.00	22,768,382.75
821810683	3130AQKV4	FEDERAL HOME LOAN BANKS	01/27/2027	1.625	25,000,000.00	25,000,000.00	25,000,000.00	24,091,681.00
821809558	3130AKPK6	FEDERAL HOME LOAN BANKS	01/27/2032	1.370	25,000,000.00	25,000,000.00	25,000,000.00	20,724,329.00
1349188571	3130B2E27	FEDERAL HOME LOAN BANKS	08/28/2031	5.150	50,000,000.00	50,000,000.00	50,000,000.00	50,069,728.50
821810696	3130AKT29	FEDERAL HOME LOAN BANKS	02/03/2031	1.320	50,000,000.00	50,000,000.00	50,000,000.00	42,829,031.50
821809601	3130AQH29	FEDERAL HOME LOAN BANKS	01/25/2027	1.540	25,000,000.00	25,000,000.00	25,000,000.00	24,058,960.75
821809953	3130AJV48	FEDERAL HOME LOAN BANKS	07/28/2027	0.770	50,000,000.00	50,000,000.00	50,000,000.00	46,878,729.00
821810734	3130AKYE0	FEDERAL HOME LOAN BANKS	02/24/2031	1.250	50,000,000.00	50,000,000.00	50,000,000.00	42,578,851.00
1327267068	3130B26C4	FEDERAL HOME LOAN BANKS	08/13/2031	5.420	25,000,000.00	25,000,000.00	25,000,000.00	25,052,653.75
870006889	3130ASFH7	FEDERAL HOME LOAN BANKS	06/27/2025	3.500	25,000,000.00	25,000,000.00	25,000,000.00	24,962,112.75
821810706	3130AKNQ5	FEDERAL HOME LOAN BANKS	01/27/2032	1.340	50,000,000.00	50,000,000.00	50,000,000.00	41,361,520.00
821809640	3130APXY6	FEDERAL HOME LOAN BANKS	12/01/2026	1.420	25,000,000.00	25,000,000.00	25,000,000.00	24,077,989.00

LOS ANGELES COUNTY TREASURER  
 TREASURER PORTFOLIO COMPARED TO MARKET VALUE  
 FOR THE PERIOD: APRIL 1, 2025 TO APRIL 30, 2025  
 FUND: POOLED SURPLUS INVESTMENTS  
 ATTACHMENT X

Security ID	CUSIP	Description	Final Maturity	Face Rate	PAR	Amortized Cost	Historical Cost	Market Value
821810693	3130AQLU5	FEDERAL HOME LOAN BANKS	01/27/2027	1.660	25,000,000.00	25,000,000.00	25,000,000.00	24,105,902.25
821810702	3130AL4N1	FEDERAL HOME LOAN BANKS	02/24/2031	1.320	50,000,000.00	50,000,000.00	50,000,000.00	42,757,274.00
821810028	3130AJJQ3	FEDERAL HOME LOAN BANKS	04/27/2027	1.200	50,000,000.00	50,000,000.00	50,000,000.00	47,610,654.00
877589744	3130ASDV8	FEDERAL HOME LOAN BANKS	06/28/2027	3.300	25,000,000.00	25,000,000.00	25,000,000.00	24,813,499.75
821810687	3130AQLQ4	FEDERAL HOME LOAN BANKS	01/27/2027	1.650	25,000,000.00	25,000,000.00	25,000,000.00	24,125,106.75
821810000	3130AKB96	FEDERAL HOME LOAN BANKS	10/02/2030	1.080	50,000,000.00	50,000,000.00	50,000,000.00	42,745,814.00
821809567	3130AK3V6	FEDERAL HOME LOAN BANKS	09/30/2030	1.300	39,950,000.00	39,950,000.00	39,950,000.00	34,680,541.87
821810730	3130AKKQ8	FEDERAL HOME LOAN BANKS	12/23/2030	1.250	50,000,000.00	50,000,000.00	50,000,000.00	42,852,660.50
821809694	3130AL4L5	FEDERAL HOME LOAN BANKS	08/24/2029	1.150	25,000,000.00	25,000,000.00	25,000,000.00	22,290,971.00
821810786	3130AKS23	FEDERAL HOME LOAN BANKS	01/27/2033	1.495	50,000,000.00	50,000,000.00	50,000,000.00	40,297,307.00
821809550	3130APYJ8	FEDERAL HOME LOAN BANKS	06/08/2026	1.290	25,000,000.00	25,000,000.00	25,000,000.00	24,280,501.50
821809972	3130AJRQ4	FEDERAL HOME LOAN BANKS	06/25/2027	1.000	50,000,000.00	50,000,000.00	50,000,000.00	47,232,326.50
112575155	3130AXQQ4	FEDERAL HOME LOAN BANKS	11/28/2028	5.250	50,000,000.00	50,000,000.00	50,000,000.00	50,140,584.50
821809145	3130AQ3P6	FEDERAL HOME LOAN BANKS	12/08/2031	2.080	24,000,000.00	24,000,000.00	24,000,000.00	21,064,136.88
821809636	3130APX26	FEDERAL HOME LOAN BANKS	12/01/2026	1.400	25,000,000.00	25,000,000.00	25,000,000.00	24,070,401.25
1496653693	313385GL4	FEDERAL HOME LOAN BANKS	06/04/2025	0.000	50,000,000.00	49,801,383.33	49,468,408.33	49,796,805.50
1470798343	313385GF7	FEDERAL HOME LOAN BANKS	05/30/2025	0.000	50,000,000.00	49,831,155.56	49,307,155.56	49,823,750.00
1524069775	313385HF6	FEDERAL HOME LOAN BANKS	06/23/2025	0.000	50,000,000.00	49,694,513.89	49,561,944.44	49,686,500.00
1540268819	313385JU1	FEDERAL HOME LOAN BANKS	07/30/2025	0.000	50,000,000.00	49,475,125.00	49,469,293.06	49,476,750.00
1524069818	313385GF7	FEDERAL HOME LOAN BANKS	05/30/2025	0.000	50,000,000.00	49,830,027.78	49,695,222.22	49,823,750.00
1539046024	313385JU1	FEDERAL HOME LOAN BANKS	07/30/2025	0.000	50,000,000.00	49,476,875.00	49,459,437.50	49,476,750.00
1531734820	313385JG2	FEDERAL HOME LOAN BANKS	07/18/2025	0.000	50,000,000.00	49,541,966.66	49,483,244.44	49,541,983.00
1525747962	313385HV1	FEDERAL HOME LOAN BANKS	07/07/2025	0.000	21,161,000.00	20,996,773.00	20,945,298.87	20,995,520.98
1534369054	313385HW9	FEDERAL HOME LOAN BANKS	07/08/2025	0.000	50,000,000.00	49,603,805.56	49,551,368.06	49,603,250.00
1475387254	313385FG6	FEDERAL HOME LOAN BANKS	05/07/2025	0.000	50,000,000.00	49,964,833.33	49,466,638.89	49,958,875.00
1475387256	313385FV3	FEDERAL HOME LOAN BANKS	05/20/2025	0.000	50,000,000.00	49,889,562.50	49,389,687.50	49,882,500.00
1524069805	313385GF7	FEDERAL HOME LOAN BANKS	05/30/2025	0.000	50,000,000.00	49,830,027.78	49,695,222.22	49,823,750.00
1539046022	313385JU1	FEDERAL HOME LOAN BANKS	07/30/2025	0.000	50,000,000.00	49,476,875.00	49,459,437.50	49,476,750.00
1455460822	313385FG6	FEDERAL HOME LOAN BANKS	05/07/2025	0.000	50,000,000.00	49,965,016.67	49,306,163.89	49,958,875.00
1510401254	313385HH2	FEDERAL HOME LOAN BANKS	06/25/2025	0.000	50,000,000.00	49,680,006.94	49,470,556.94	49,674,889.00
1500449809	313385FG6	FEDERAL HOME LOAN BANKS	05/07/2025	0.000	50,000,000.00	49,964,841.67	49,671,855.56	49,958,875.00
1534369058	313385JM9	FEDERAL HOME LOAN BANKS	07/23/2025	0.000	50,000,000.00	49,514,104.16	49,467,270.83	49,517,000.00
1540268823	313385HQ2	FEDERAL HOME LOAN BANKS	07/02/2025	0.000	50,000,000.00	49,637,472.22	49,625,777.78	49,631,718.00
1513431838	313385FY7	FEDERAL HOME LOAN BANKS	05/23/2025	0.000	50,000,000.00	49,670,750.00	49,671,000.00	49,864,875.00
1510401245	313385HH2	FEDERAL HOME LOAN BANKS	06/25/2025	0.000	50,000,000.00	49,680,006.94	49,470,556.94	49,674,889.00
1539046013	313385JV9	FEDERAL HOME LOAN BANKS	07/31/2025	0.000	50,000,000.00	49,471,062.50	49,453,625.00	49,471,000.00
1519664129	313385FU5	FEDERAL HOME LOAN BANKS	05/19/2025	0.000	50,000,000.00	49,894,000.00	49,723,222.22	49,888,375.00
1533029729	313385HG4	FEDERAL HOME LOAN BANKS	06/24/2025	0.000	50,000,000.00	49,682,375.00	49,623,555.56	49,680,694.50
1505913154	313385FP6	FEDERAL HOME LOAN BANKS	05/14/2025	0.000	50,000,000.00	49,923,913.89	49,672,244.44	49,917,750.00
1525747953	313385H22	FEDERAL HOME LOAN BANKS	07/11/2025	0.000	50,000,000.00	49,584,058.34	49,466,891.67	49,586,000.00
1510401256	313385FW1	FEDERAL HOME LOAN BANKS	05/21/2025	0.000	50,000,000.00	49,882,916.67	49,672,166.67	49,876,625.00
1535424897	313385JK3	FEDERAL HOME LOAN BANKS	07/21/2025	0.000	50,000,000.00	49,529,187.50	49,482,687.50	49,528,500.00
1477640203	313385FE1	FEDERAL HOME LOAN BANKS	05/05/2025	0.000	19,397,000.00	19,387,915.74	19,199,417.31	19,385,604.26
1524069794	313385GN0	FEDERAL HOME LOAN BANKS	06/06/2025	0.000	50,000,000.00	49,792,500.00	49,659,930.56	49,785,194.50
1526624634	313385HN9	FEDERAL HOME LOAN BANKS	06/30/2025	0.000	50,000,000.00	49,652,500.00	49,536,666.67	49,645,861.00
1521708890	313385FN1	FEDERAL HOME LOAN BANKS	05/13/2025	0.000	7,174,000.00	7,163,860.75	7,141,047.43	7,163,041.72
1480025634	313385FR2	FEDERAL HOME LOAN BANKS	05/16/2025	0.000	29,678,000.00	29,625,939.84	29,355,227.02	29,622,205.36
1470798350	313385GF7	FEDERAL HOME LOAN BANKS	05/30/2025	0.000	50,000,000.00	49,831,155.56	49,307,155.56	49,823,750.00
1456979756	313385FJ0	FEDERAL HOME LOAN BANKS	05/09/2025	0.000	50,000,000.00	49,953,422.22	49,307,155.56	49,947,125.00
1490929130	313385GF7	FEDERAL HOME LOAN BANKS	05/30/2025	0.000	50,000,000.00	49,830,027.78	49,466,638.89	49,823,750.00
1513431842	313385FY7	FEDERAL HOME LOAN BANKS	05/23/2025	0.000	50,000,000.00	49,870,750.00	49,671,000.00	49,864,875.00
1524069810	313385HF6	FEDERAL HOME LOAN BANKS	06/23/2025	0.000	50,000,000.00	49,694,513.89	49,561,944.44	49,686,500.00
1524830862	313385GJ9	FEDERAL HOME LOAN BANKS	06/02/2025	0.000	50,000,000.00	49,811,111.11	49,681,250.00	49,808,416.50
1540268813	313385JG2	FEDERAL HOME LOAN BANKS	07/18/2025	0.000	31,369,000.00	31,075,965.39	31,077,965.39	31,081,649.29
1519664133	313385HH2	FEDERAL HOME LOAN BANKS	06/25/2025	0.000	48,623,000.00	48,310,259.56	48,145,360.06	48,306,842.56
1510401246	313385FH4	FEDERAL HOME LOAN BANKS	05/08/2025	0.000	50,000,000.00	49,958,972.22	49,742,111.11	49,953,000.00
1536180393	313385JM9	FEDERAL HOME LOAN BANKS	07/23/2025	0.000	50,000,000.00	49,517,562.50	49,476,875.00	49,517,000.00
1533029718	313385HG4	FEDERAL HOME LOAN BANKS	06/24/2025	0.000	23,052,000.00	22,905,562.17	22,878,444.05	22,904,787.39
1524069814	313385GN0	FEDERAL HOME LOAN BANKS	06/06/2025	0.000	50,000,000.00	49,792,500.00	49,659,930.56	49,785,194.50
1524830853	313385GJ9	FEDERAL HOME LOAN BANKS	06/02/2025	0.000	50,000,000.00	49,811,111.11	49,681,250.00	49,808,416.50
1531734825	313385HG4	FEDERAL HOME LOAN BANKS	06/24/2025	0.000	50,000,000.00	49,601,444.44	49,601,444.44	49,680,694.50
1539046020	313385JV9	FEDERAL HOME LOAN BANKS	07/31/2025	0.000	50,000,000.00	49,471,062.50	49,453,625.00	49,471,000.00
1540268830	313385JF4	FEDERAL HOME LOAN BANKS	07/17/2025	0.000	50,000,000.00	49,550,833.34	49,539,166.67	49,545,075.00
1528840930	313385JE7	FEDERAL HOME LOAN BANKS	07/16/2025	0.000	50,000,000.00	49,555,188.89	49,467,397.22	49,557,250.00
1519664122	313385FU5	FEDERAL HOME LOAN BANKS	05/19/2025	0.000	50,000,000.00	49,894,000.00	49,723,222.22	49,888,375.00
1536180391	313385JP2	FEDERAL HOME LOAN BANKS	07/25/2025	0.000	50,000,000.00	49,503,694.44	49,468,661.11	49,505,500.00
1486875109	313385FE1	FEDERAL HOME LOAN BANKS	05/05/2025	0.000	50,000,000.00	49,976,611.11	49,573,152.78	49,970,625.00
1524069788	313385GF7	FEDERAL HOME LOAN BANKS	05/30/2025	0.000	50,000,000.00	49,830,027.78	49,695,222.22	49,823,750.00
1539046018	313385JU1	FEDERAL HOME LOAN BANKS	07/30/2025	0.000	50,000,000.00	49,476,875.00	49,459,437.50	49,476,750.00
1499409589	313385GN0	FEDERAL HOME LOAN BANKS	06/06/2025	0.000	39,109,000.00	38,944,742.20	38,707,480.93	38,940,983.43
1470798341	313385FB7	FEDERAL HOME LOAN BANKS	05/02/2025	0.000	50,000,000.00	49,994,172.22	49,469,672.22	49,988,250.00
1536180389	313385JM9	FEDERAL HOME LOAN BANKS	07/23/2025	0.000	19,527,000.00	19,338,588.86	19,322,698.76	19,338,369.18
1528840932	313385JE7	FEDERAL HOME LOAN BANKS	07/16/2025	0.000	50,000,000.00	49,555,188.89	49,467,397.22	49,557,250.00
1513431833	313385HK5	FEDERAL HOME LOAN BANKS	06/27/2025	0.000	50,000,000.00	49,667,975.00	49,469,925.00	49,663,278.00
1480669480	313385FR2	FEDERAL HOME LOAN BANKS	05/16/2025	0.000	50,000,000.00	49,912,041.67	49,466,386.11	49,906,000.00
1510401255	313385FW1	FEDERAL HOME LOAN BANKS	05/21/2025	0.000	50,000,000.00	49,882,916.67	49,672,166.67	49,876,625.00
1462061927	313385FR2	FEDERAL HOME LOAN BANKS	05/16/2025	0.000	50,000,000.00	49,912,604.17	49,306,659.72	49,906,000.00
1525747963	313385HV1	FEDERAL HOME LOAN BANKS	07/07/2025	0.000	50,000,000.00	49,611,958.33	49,490,333.33	49,609,000.00
1507654510	313385FR2	FEDERAL HOME LOAN BANKS	05/16/2025	0.000	50,000,000.00	49,912,416.67	49,673,022.22	49,906,000.00
1513431835	313385GJ9	FEDERAL HOME LOAN BANKS	06/02/2025	0.000	50,000,000.00	49,814,888.89	49,612,423.61	49,808,416.50
1515410925	313385HN9	FEDERAL HOME LOAN BANKS	06/30/2025	0.000	2,090,000.00	2,075,439.67	2,067,916.83	2,075,196.99
1539046023	313385JU1	FEDERAL HOME LOAN BANKS	07/30/2025	0.000	50,000,000.00	49,476,875.00	49,459,437.50	49,476,750.00
1521708893	313385FN1	FEDERAL HOME LOAN BANKS	05/13/2025	0.000	50,000,000.00	49,929,333.33	49,770,333.33	49,923,625.00
1476983956	313385FJ0	FEDERAL HOME LOAN BANKS	05/09/2025	0.000	50,000,000.00	49,953,022.22	49,465,627.78	49,947,125.00
1524069776	313385GN0	FEDERAL HOME LOAN BANKS	06/06/2025	0.000	50,000,000.00	49,792,500.00	49,659,930.56	49,785,194.50
1466074725	313385FY7	FEDERAL HOME LOAN BANKS	05/23/2025	0.000	50,000,000.00	4		

LOS ANGELES COUNTY TREASURER  
 TREASURER PORTFOLIO COMPARED TO MARKET VALUE  
 FOR THE PERIOD: APRIL 1, 2025 TO APRIL 30, 2025  
 FUND: POOLED SURPLUS INVESTMENTS  
 ATTACHMENT X

Security ID	CUSIP	Description	Final Maturity	Face Rate	PAR	Amortized Cost	Historical Cost	Market Value
1517717438	313385H02	FEDERAL HOME LOAN BANKS	07/02/2025	0.000	50,000,000.00	49,637,558.34	49,468,029.17	49,631,718.00
1539046027	313385JV9	FEDERAL HOME LOAN BANKS	07/31/2025	0.000	50,000,000.00	49,471,062.50	49,453,625.00	49,471,000.00
1534369057	313385HW9	FEDERAL HOME LOAN BANKS	07/08/2025	0.000	50,000,000.00	49,603,805.56	49,551,368.06	49,603,250.00
1470798346	313385FB7	FEDERAL HOME LOAN BANKS	05/02/2025	0.000	50,000,000.00	49,994,172.22	49,469,672.22	49,988,250.00
1541290118	313385JF4	FEDERAL HOME LOAN BANKS	07/17/2025	0.000	50,000,000.00	49,550,833.34	49,539,166.67	49,545,075.00
1539046025	313385JV9	FEDERAL HOME LOAN BANKS	07/31/2025	0.000	50,000,000.00	49,471,062.50	49,453,625.00	49,471,000.00
1490929128	313385GF7	FEDERAL HOME LOAN BANKS	05/30/2025	0.000	50,000,000.00	49,830,027.78	49,466,638.89	49,823,750.00
1517717436	313385HQ2	FEDERAL HOME LOAN BANKS	07/02/2025	0.000	50,000,000.00	49,637,558.34	49,468,029.17	49,631,718.00
1540268812	313385JU1	FEDERAL HOME LOAN BANKS	07/30/2025	0.000	50,000,000.00	49,475,125.00	49,469,293.06	49,476,750.00
1540268827	313385JU1	FEDERAL HOME LOAN BANKS	07/30/2025	0.000	50,000,000.00	49,475,125.00	49,469,293.06	49,476,750.00
1524069824	313385HF6	FEDERAL HOME LOAN BANKS	06/23/2025	0.000	50,000,000.00	49,694,513.89	49,561,944.44	49,686,500.00
1469978990	313385FE1	FEDERAL HOME LOAN BANKS	05/05/2025	0.000	50,000,000.00	49,976,777.78	49,442,666.67	49,970,625.00
1536180394	313385JP2	FEDERAL HOME LOAN BANKS	07/25/2025	0.000	50,000,000.00	49,503,694.44	49,468,661.11	49,505,500.00
1524069798	313385HF6	FEDERAL HOME LOAN BANKS	06/23/2025	0.000	50,000,000.00	49,694,513.89	49,561,944.44	49,686,500.00
1513431843	313385HK5	FEDERAL HOME LOAN BANKS	06/27/2025	0.000	50,000,000.00	49,667,975.00	49,469,925.00	49,663,278.00
1456979757	313385FJ0	FEDERAL HOME LOAN BANKS	05/09/2025	0.000	50,000,000.00	49,953,422.22	49,307,155.56	49,947,125.00
1507654515	313385HC3	FEDERAL HOME LOAN BANKS	06/20/2025	0.000	50,000,000.00	49,709,166.66	49,470,683.33	49,703,916.50
1497371054	313385GN0	FEDERAL HOME LOAN BANKS	06/06/2025	0.000	50,000,000.00	49,789,850.00	49,468,787.50	49,785,194.50
1537059257	313385GR1	FEDERAL HOME LOAN BANKS	06/09/2025	0.000	47,737,000.00	47,518,762.35	47,485,187.33	47,515,288.37
1469978992	313385FE1	FEDERAL HOME LOAN BANKS	05/05/2025	0.000	50,000,000.00	49,976,777.78	49,442,666.67	49,970,625.00
1485713895	313385FY7	FEDERAL HOME LOAN BANKS	05/23/2025	0.000	50,000,000.00	49,871,147.22	49,467,018.06	49,864,875.00
1449506069	313385FB7	FEDERAL HOME LOAN BANKS	05/02/2025	0.000	50,000,000.00	49,976,777.78	49,295,111.11	49,988,250.00
1510401251	313385FH4	FEDERAL HOME LOAN BANKS	05/08/2025	0.000	50,000,000.00	49,958,972.22	49,742,111.11	49,953,000.00
1534369051	313385JM9	FEDERAL HOME LOAN BANKS	07/23/2025	0.000	50,000,000.00	49,514,104.16	49,467,270.83	49,517,000.00
1540268816	313385HQ2	FEDERAL HOME LOAN BANKS	07/02/2025	0.000	50,000,000.00	49,637,472.22	49,625,777.78	49,631,718.00
1475387250	313385FG6	FEDERAL HOME LOAN BANKS	05/07/2025	0.000	50,000,000.00	49,964,833.33	49,466,638.89	49,958,875.00
1507654513	313385HC3	FEDERAL HOME LOAN BANKS	06/20/2025	0.000	50,000,000.00	49,709,166.66	49,470,683.33	49,703,916.50
1495658081	313385GL4	FEDERAL HOME LOAN BANKS	06/04/2025	0.000	50,000,000.00	49,801,383.33	49,468,408.33	49,796,805.50
1500449804	313385GT7	FEDERAL HOME LOAN BANKS	06/11/2025	0.000	50,000,000.00	49,761,345.83	49,470,304.17	49,756,166.50
1479404217	313385FP6	FEDERAL HOME LOAN BANKS	05/14/2025	0.000	50,000,000.00	49,923,643.06	49,465,501.39	49,917,750.00
1524830850	313385GR1	FEDERAL HOME LOAN BANKS	06/09/2025	0.000	39,147,000.00	38,966,972.73	38,865,418.89	38,965,184.11
1449506067	313385FB7	FEDERAL HOME LOAN BANKS	05/02/2025	0.000	50,000,000.00	49,994,222.22	49,295,111.11	49,988,250.00
1525747961	313385H22	FEDERAL HOME LOAN BANKS	07/11/2025	0.000	50,000,000.00	49,584,058.34	49,466,891.67	49,586,000.00
1475387252	313385FV3	FEDERAL HOME LOAN BANKS	05/20/2025	0.000	50,000,000.00	49,889,562.50	49,389,687.50	49,882,500.00
1483061324	313385FW1	FEDERAL HOME LOAN BANKS	05/21/2025	0.000	50,000,000.00	49,882,527.78	49,465,501.39	49,876,625.00
1524069815	313385GF7	FEDERAL HOME LOAN BANKS	05/30/2025	0.000	50,000,000.00	49,830,027.78	49,695,222.22	49,823,750.00
874729125	3134GXZ5	FEDERAL HOME LOAN MORTGAGE CORP	06/27/2025	4.000	25,000,000.00	25,000,000.00	25,000,000.00	24,979,678.25
904121276	3134GXW42	FEDERAL HOME LOAN MORTGAGE CORP	09/15/2025	4.000	25,000,000.00	25,000,000.00	25,000,000.00	24,955,366.50
821809094	3134GW2S4	FEDERAL HOME LOAN MORTGAGE CORP	08/27/2030	1.200	25,000,000.00	25,000,000.00	25,000,000.00	21,609,681.50
1087607704	3134H1AU7	FEDERAL HOME LOAN MORTGAGE CORP	08/29/2028	5.300	50,000,000.00	50,000,000.00	50,000,000.00	50,045,103.00
821810557	3134GW4D5	FEDERAL HOME LOAN MORTGAGE CORP	10/28/2030	1.310	50,000,000.00	50,000,000.00	50,000,000.00	43,438,833.50
821809107	3134GWYY6	FEDERAL HOME LOAN MORTGAGE CORP	10/22/2030	1.260	25,000,000.00	24,995,892.64	24,992,500.00	21,668,844.25
886107584	3134GXG99	FEDERAL HOME LOAN MORTGAGE CORP	07/25/2025	3.650	25,000,000.00	25,000,000.00	25,000,000.00	24,955,331.50
821809206	3134GW6R2	FEDERAL HOME LOAN MORTGAGE CORP	11/05/2032	1.500	50,000,000.00	50,000,000.00	50,000,000.00	40,845,601.50
821809092	3134GWS88	FEDERAL HOME LOAN MORTGAGE CORP	08/24/2029	1.150	25,000,000.00	25,000,000.00	25,000,000.00	22,309,959.25
821809021	3134GW3A2	FEDERAL HOME LOAN MORTGAGE CORP	09/09/2030	1.200	25,000,000.00	25,000,000.00	25,000,000.00	21,634,466.50
821810299	3134GWQ74	FEDERAL HOME LOAN MORTGAGE CORP	09/26/2030	1.330	50,000,000.00	50,000,000.00	50,000,000.00	43,474,391.50
821810327	3134GXF76	FEDERAL HOME LOAN MORTGAGE CORP	12/16/2031	1.330	50,000,000.00	50,000,000.00	50,000,000.00	42,037,116.00
821810742	3134GWW51	FEDERAL HOME LOAN MORTGAGE CORP	10/08/2030	1.240	50,000,000.00	50,000,000.00	50,000,000.00	43,220,989.00
821809464	3134GXBMS	FEDERAL HOME LOAN MORTGAGE CORP	11/12/2025	0.600	31,739,000.00	31,739,000.00	31,739,000.00	31,152,990.46
821809548	3134GVRW0	FEDERAL HOME LOAN MORTGAGE CORP	05/27/2025	0.750	50,000,000.00	50,000,000.00	50,000,000.00	49,870,889.00
821810766	3134GWYY6	FEDERAL HOME LOAN MORTGAGE CORP	10/22/2030	1.260	50,000,000.00	49,991,785.34	49,985,000.00	43,337,688.50
821809559	3134GXCS1	FEDERAL HOME LOAN MORTGAGE CORP	11/25/2025	0.625	50,000,000.00	50,000,000.00	50,121,500.00	49,009,917.00
1290537030	3134H12C6	FEDERAL HOME LOAN MORTGAGE CORP	06/27/2029	5.540	50,000,000.00	50,000,000.00	50,000,000.00	49,994,446.00
821809027	3134GW896	FEDERAL HOME LOAN MORTGAGE CORP	09/09/2030	1.250	25,000,000.00	25,000,000.00	25,000,000.00	21,693,582.25
821810596	3134GW6Q4	FEDERAL HOME LOAN MORTGAGE CORP	11/12/2030	1.310	50,000,000.00	50,000,000.00	50,000,000.00	43,232,716.00
1400333398	3134HAWM1	FEDERAL HOME LOAN MORTGAGE CORP	11/14/2031	5.060	50,000,000.00	50,000,000.00	50,000,000.00	50,121,983.00
821810333	3134GXS8	FEDERAL HOME LOAN MORTGAGE CORP	12/09/2031	1.330	50,000,000.00	50,000,000.00	50,000,000.00	42,060,666.00
1252508128	3134H1J87	FEDERAL HOME LOAN MORTGAGE CORP	05/03/2029	5.450	25,000,000.00	25,000,000.00	25,000,000.00	25,060,097.00
821810415	3134GXE66	FEDERAL HOME LOAN MORTGAGE CORP	11/23/2032	1.420	50,000,000.00	50,000,000.00	50,000,000.00	40,540,959.00
1455466556	3134HA2A0	FEDERAL HOME LOAN MORTGAGE CORP	01/29/2032	5.220	50,000,000.00	50,000,000.00	50,000,000.00	50,197,920.50
821809643	3134GVS64	FEDERAL HOME LOAN MORTGAGE CORP	05/27/2025	0.770	50,000,000.00	50,000,000.00	50,000,000.00	49,871,593.50
821809598	3134GWD41	FEDERAL HOME LOAN MORTGAGE CORP	07/29/2027	1.000	50,000,000.00	50,000,000.00	50,000,000.00	47,060,730.50
821810804	3134GWUN4	FEDERAL HOME LOAN MORTGAGE CORP	09/30/2030	1.240	50,000,000.00	50,000,000.00	50,000,000.00	43,248,763.00
1259362962	3134H1P31	FEDERAL HOME LOAN MORTGAGE CORP	05/21/2029	5.770	50,000,000.00	50,000,000.00	50,000,000.00	49,998,630.00
821809030	3134GWRG3	FEDERAL HOME LOAN MORTGAGE CORP	09/03/2030	1.260	25,000,000.00	25,000,000.00	25,000,000.00	21,691,972.25
821810292	3134GXEK6	FEDERAL HOME LOAN MORTGAGE CORP	11/25/2031	1.320	50,000,000.00	50,000,000.00	50,000,000.00	42,078,055.50
821809639	3134GWS20	FEDERAL HOME LOAN MORTGAGE CORP	09/28/2028	1.000	50,000,000.00	50,000,000.00	50,000,000.00	45,641,331.00
821810580	3134GW4K9	FEDERAL HOME LOAN MORTGAGE CORP	10/28/2030	1.310	50,000,000.00	50,000,000.00	50,000,000.00	43,438,833.50
821810750	3134GWUA2	FEDERAL HOME LOAN MORTGAGE CORP	09/30/2030	1.250	50,000,000.00	50,000,000.00	50,000,000.00	43,272,621.50
868541001	3134GXXS8	FEDERAL HOME LOAN MORTGAGE CORP	06/27/2025	3.250	25,000,000.00	25,000,000.00	25,000,000.00	24,953,389.00
821809211	3134GVG44	FEDERAL HOME LOAN MORTGAGE CORP	12/09/2025	0.500	50,000,000.00	50,000,000.00	50,000,000.00	48,886,193.00
821809090	3134GWIJ5	FEDERAL HOME LOAN MORTGAGE CORP	02/12/2029	1.100	25,000,000.00	25,000,000.00	25,000,000.00	22,597,827.50
821810509	3134GWZ22	FEDERAL HOME LOAN MORTGAGE CORP	10/28/2030	1.300	50,000,000.00	50,000,000.00	50,000,000.00	43,414,652.50
821809553	3134GXCS1	FEDERAL HOME LOAN MORTGAGE CORP	11/25/2025	0.625	50,000,000.00	50,000,000.00	50,121,500.00	49,009,917.00
907051191	3134GXY32	FEDERAL HOME LOAN MORTGAGE CORP	09/19/2025	4.050	25,000,000.00	25,000,000.00	25,000,000.00	24,969,975.25
821810772	3134GWZ74	FEDERAL HOME LOAN MORTGAGE CORP	10/21/2030	1.270	50,000,000.00	50,000,000.00	50,000,000.00	43,364,959.50
878006740	3134GXZV9	FEDERAL HOME LOAN MORTGAGE CORP	06/27/2025	4.000	25,000,000.00	25,000,000.00	25,000,000.00	24,979,678.25
821810281	3134GXE4	FEDERAL HOME LOAN MORTGAGE CORP	11/25/2031	1.320	50,000,000.00	50,000,000.00	50,000,000.00	42,078,055.50
821809635	3134GWS20	FEDERAL HOME LOAN MORTGAGE CORP	09/28/2028	1.000	50,000,000.00	50,000,000.00	50,000,000.00	45,641,331.00
821810703	3134GXK27	FEDERAL HOME LOAN MORTGAGE CORP	01/06/2031	1.150	50,000,000.00	50,000,000.00	50,000,000.00	42,694,430.00
821809088	3134GVX78	FEDERAL HOME LOAN MORTGAGE CORP	06/28/2027	1.000	25,000,000.00	24,999,922.99	24,999,750.00	23,582,481.50
821810746	3134GWTM8	FEDERAL HOME LOAN MORTGAGE CORP	09/30/2030	1.250	50,000,000.00	50,000,000.00	50,000,000.00	43,272,621.50
821809605	3134GVQR2	FEDERAL HOME LOAN MORTGAGE CORP	05/04/2027	1.050	50,000,000.00	50,000,000.00	50,000,000.00	47,405,577.50
821809108	3134GWC79	FEDERAL HOME LOAN MORTGAGE CORP	09/17/2030	1.280</				

LOS ANGELES COUNTY TREASURER  
 TREASURER PORTFOLIO COMPARED TO MARKET VALUE  
 FOR THE PERIOD: APRIL 1, 2025 TO APRIL 30, 2025  
 FUND: POOLED SURPLUS INVESTMENTS  
 ATTACHMENT X

Security ID	CUSIP	Description	Final Maturity	Face Rate	PAR	Amortized Cost	Historical Cost	Market Value
821809648	3134GWSX5	FEDERAL HOME LOAN MORTGAGE CORP	09/23/2030	1.250	50,000,000.00	50,000,000.00	50,000,000.00	43,294,274.50
821810414	3134GW6Y7	FEDERAL HOME LOAN MORTGAGE CORP	11/17/2031	1.410	50,000,000.00	50,000,000.00	50,000,000.00	42,361,491.50
1403344801	3134HAW58	FEDERAL HOME LOAN MORTGAGE CORP	11/18/2031	5.200	50,000,000.00	50,000,000.00	50,000,000.00	50,082,987.50
904121725	3134GXW26	FEDERAL HOME LOAN MORTGAGE CORP	09/12/2025	4.000	25,000,000.00	25,000,000.00	25,000,000.00	24,955,095.50
821810076	3134GVVJ4	FEDERAL HOME LOAN MORTGAGE CORP	05/27/2025	0.730	50,000,000.00	50,000,000.00	50,000,000.00	49,870,184.50
821810771	3134GWZ66	FEDERAL HOME LOAN MORTGAGE CORP	10/22/2030	1.270	50,000,000.00	50,000,000.00	50,000,000.00	43,361,803.50
1290537029	3134H1Z97	FEDERAL HOME LOAN MORTGAGE CORP	06/27/2029	5.530	50,000,000.00	50,000,000.00	50,000,000.00	49,992,058.50
821809661	3134GVMU9	FEDERAL HOME LOAN MORTGAGE CORP	04/28/2026	1.000	50,000,000.00	50,000,000.00	50,000,000.00	48,613,623.50
821810756	3134GWXP6	FEDERAL HOME LOAN MORTGAGE CORP	10/15/2030	1.250	50,000,000.00	50,000,000.00	50,000,000.00	43,221,717.00
821809063	3134GWAJ5	FEDERAL HOME LOAN MORTGAGE CORP	07/22/2026	0.830	25,000,000.00	25,000,000.00	25,000,000.00	24,084,055.00
821809091	3134GWQY5	FEDERAL HOME LOAN MORTGAGE CORP	08/25/2028	1.070	25,000,000.00	25,000,000.00	25,000,000.00	22,931,548.50
821810517	3134GW3N4	FEDERAL HOME LOAN MORTGAGE CORP	10/28/2030	1.300	50,000,000.00	50,000,000.00	50,000,000.00	43,414,652.50
1389644050	3134HATJ2	FEDERAL HOME LOAN MORTGAGE CORP	11/06/2031	5.020	50,000,000.00	50,000,000.00	50,000,000.00	50,012,797.00
821810347	3134GXA11	FEDERAL HOME LOAN MORTGAGE CORP	11/26/2030	1.360	50,000,000.00	50,000,000.00	50,000,000.00	43,309,228.50
821809026	3134GWD45	FEDERAL HOME LOAN MORTGAGE CORP	09/16/2030	1.250	25,000,000.00	25,000,000.00	25,000,000.00	21,682,010.00
821810063	3134GV2C1	FEDERAL HOME LOAN MORTGAGE CORP	06/23/2025	0.710	50,000,000.00	50,000,000.00	50,000,000.00	49,734,168.50
903285065	3134GXU44	FEDERAL HOME LOAN MORTGAGE CORP	09/07/2027	4.050	25,000,000.00	25,000,000.00	25,000,000.00	24,889,917.25
821809112	3134GWF68	FEDERAL HOME LOAN MORTGAGE CORP	09/17/2030	1.320	25,000,000.00	25,000,000.00	25,000,000.00	21,763,323.50
892077158	3134GXL77	FEDERAL HOME LOAN MORTGAGE CORP	07/28/2025	3.500	25,000,000.00	25,000,000.00	25,000,000.00	24,945,278.00
871902296	3134GXZV9	FEDERAL HOME LOAN MORTGAGE CORP	06/27/2025	4.000	25,000,000.00	25,000,000.00	25,000,000.00	24,979,678.25
821809631	3134GXCS1	FEDERAL HOME LOAN MORTGAGE CORP	11/25/2025	0.625	50,000,000.00	50,000,000.00	50,121,500.00	49,009,917.00
821810765	3134GWY77	FEDERAL HOME LOAN MORTGAGE CORP	10/15/2030	1.260	50,000,000.00	50,000,000.00	50,000,000.00	43,245,691.00
1365011209	3134HALW1	FEDERAL HOME LOAN MORTGAGE CORP	09/17/2029	4.700	50,000,000.00	50,000,000.00	50,000,000.00	50,044,105.50
821809209	3134GXAK0	FEDERAL HOME LOAN MORTGAGE CORP	08/09/2032	1.500	50,000,000.00	50,000,000.00	50,000,000.00	41,294,065.50
821809543	3134GVRV2	FEDERAL HOME LOAN MORTGAGE CORP	05/27/2025	0.750	50,000,000.00	50,000,000.00	50,000,000.00	49,870,889.00
821809532	3134GV5B0	FEDERAL HOME LOAN MORTGAGE CORP	07/09/2025	0.730	50,000,000.00	50,000,000.00	50,000,000.00	49,658,740.50
1455466555	3134HA2E2	FEDERAL HOME LOAN MORTGAGE CORP	01/29/2032	5.260	50,000,000.00	50,000,000.00	50,000,000.00	50,192,910.50
899279676	3134GXS21	FEDERAL HOME LOAN MORTGAGE CORP	08/25/2025	3.800	25,000,000.00	25,000,000.00	25,000,000.00	24,953,017.00
821810541	3134GW4S2	FEDERAL HOME LOAN MORTGAGE CORP	10/28/2030	1.300	50,000,000.00	50,000,000.00	50,000,000.00	43,414,652.50
821809024	3134GWRH1	FEDERAL HOME LOAN MORTGAGE CORP	08/26/2030	1.250	25,000,000.00	25,000,000.00	25,000,000.00	21,670,123.50
821810360	3134GXKB9	FEDERAL HOME LOAN MORTGAGE CORP	01/06/2033	1.360	50,000,000.00	50,000,000.00	50,000,000.00	40,208,640.50
821809110	3134GW6Q4	FEDERAL HOME LOAN MORTGAGE CORP	11/12/2030	1.310	25,000,000.00	25,000,000.00	25,000,000.00	21,616,358.00
821809642	3134GWSX5	FEDERAL HOME LOAN MORTGAGE CORP	09/23/2030	1.250	50,000,000.00	50,000,000.00	50,000,000.00	43,294,274.50
821809657	3134GVMG4	FEDERAL HOME LOAN MORTGAGE CORP	03/17/2026	1.000	50,000,000.00	50,000,000.00	50,000,000.00	48,698,619.00
906927716	3134GXO80	FEDERAL HOME LOAN MORTGAGE CORP	08/29/2025	3.750	25,000,000.00	25,000,000.00	25,000,000.00	24,948,754.50
821810506	3134GWNZ9	FEDERAL HOME LOAN MORTGAGE CORP	10/28/2030	1.300	50,000,000.00	50,000,000.00	50,000,000.00	43,414,652.50
1416248072	3134HAE66	FEDERAL HOME LOAN MORTGAGE CORP	11/21/2031	5.340	50,000,000.00	50,000,000.00	50,000,000.00	49,986,115.50
821810691	3134GVTY4	FEDERAL HOME LOAN MORTGAGE CORP	05/27/2027	1.050	50,000,000.00	50,000,000.00	50,000,000.00	47,324,044.00
821809599	3134GWQ33	FEDERAL HOME LOAN MORTGAGE CORP	09/28/2028	1.000	50,000,000.00	50,000,000.00	50,000,000.00	45,640,229.50
821810463	3134GWZ66	FEDERAL HOME LOAN MORTGAGE CORP	10/21/2030	1.290	50,000,000.00	50,000,000.00	50,000,000.00	43,413,233.00
907051190	3134GXY40	FEDERAL HOME LOAN MORTGAGE CORP	09/19/2025	4.100	25,000,000.00	25,000,000.00	25,000,000.00	24,973,693.00
821809653	3134GWD55	FEDERAL HOME LOAN MORTGAGE CORP	07/29/2027	0.830	50,000,000.00	50,000,000.00	50,000,000.00	46,875,616.50
821810448	3134GXEN0	FEDERAL HOME LOAN MORTGAGE CORP	11/23/2032	1.420	50,000,000.00	50,000,000.00	50,000,000.00	40,540,959.00
1365839306	3134HAMB6	FEDERAL HOME LOAN MORTGAGE CORP	09/17/2029	4.700	50,000,000.00	50,000,000.00	50,000,000.00	50,044,105.50
821809552	3134GVZ50	FEDERAL HOME LOAN MORTGAGE CORP	12/26/2025	0.750	50,000,000.00	50,000,000.00	50,000,000.00	48,888,112.50
821809212	3134GXAQ7	FEDERAL HOME LOAN MORTGAGE CORP	11/23/2032	1.500	50,000,000.00	50,000,000.00	50,000,000.00	40,788,491.50
821810368	3134GXFD1	FEDERAL HOME LOAN MORTGAGE CORP	12/02/2031	1.400	50,000,000.00	50,000,000.00	50,000,000.00	42,283,691.00
821810803	3134GXEZ3	FEDERAL HOME LOAN MORTGAGE CORP	12/09/2030	1.220	50,000,000.00	50,000,000.00	50,000,000.00	42,922,974.50
821808975	3134GW6M3	FEDERAL HOME LOAN MORTGAGE CORP	11/04/2032	1.500	50,000,000.00	50,000,000.00	50,000,000.00	40,848,773.00
821809089	3134GVS58	FEDERAL HOME LOAN MORTGAGE CORP	06/23/2027	1.000	25,000,000.00	25,000,000.00	25,000,000.00	23,591,944.25
821809649	3134GVSP4	FEDERAL HOME LOAN MORTGAGE CORP	05/27/2025	0.770	50,000,000.00	50,000,000.00	50,000,000.00	49,871,593.50
821810465	3134GWZ22	FEDERAL HOME LOAN MORTGAGE CORP	10/28/2030	1.300	50,000,000.00	50,000,000.00	50,000,000.00	43,414,652.50
821810760	3134GWXQ4	FEDERAL HOME LOAN MORTGAGE CORP	10/22/2030	1.250	50,000,000.00	50,000,000.00	50,000,000.00	43,313,521.00
1509455960	313397GJ4	FEDERAL HOME LOAN MORTGAGE CORP	06/02/2025	0.000	49,814,666.67	49,814,666.67	49,594,583.33	49,801,000.00
1517717428	313397GJ4	FEDERAL HOME LOAN MORTGAGE CORP	06/02/2025	0.000	50,000,000.00	49,815,333.33	49,642,208.33	49,801,000.00
1512374027	313397FM8	FEDERAL HOME LOAN MORTGAGE CORP	05/12/2025	0.000	50,000,000.00	49,936,138.89	49,727,138.89	49,929,500.00
1496597143	313397FE6	FEDERAL HOME LOAN MORTGAGE CORP	05/05/2025	0.000	7,130,000.00	7,126,676.63	7,079,318.57	7,125,811.13
1502131522	313397FE6	FEDERAL HOME LOAN MORTGAGE CORP	05/05/2025	0.000	41,099,000.00	41,079,843.30	40,845,173.72	41,074,854.34
1491814971	313397FX4	FEDERAL HOME LOAN MORTGAGE CORP	05/22/2025	0.000	50,000,000.00	49,878,229.17	49,518,715.28	49,870,750.00
1512374021	313397GF2	FEDERAL HOME LOAN MORTGAGE CORP	05/30/2025	0.000	50,000,000.00	49,831,840.28	49,623,090.28	49,823,750.00
1514229890	313397FB2	FEDERAL HOME LOAN MORTGAGE CORP	05/02/2025	0.000	43,038,000.00	43,033,008.79	42,863,307.56	43,027,800.00
1481298403	313397FE6	FEDERAL HOME LOAN MORTGAGE CORP	05/05/2025	0.000	16,360,000.00	16,352,347.16	16,206,943.11	16,350,388.50
1512374023	313397GF2	FEDERAL HOME LOAN MORTGAGE CORP	05/30/2025	0.000	50,000,000.00	49,831,840.28	49,623,090.28	49,823,750.00
1520670922	313397GJ4	FEDERAL HOME LOAN MORTGAGE CORP	06/02/2025	0.000	50,000,000.00	49,815,111.11	49,653,333.33	49,801,000.00
1507654514	313397FJ5	FEDERAL HOME LOAN MORTGAGE CORP	05/09/2025	0.000	21,607,000.00	21,586,905.49	21,481,409.31	21,584,150.60
1509455957	313397GJ4	FEDERAL HOME LOAN MORTGAGE CORP	06/02/2025	0.000	50,000,000.00	49,814,666.67	49,594,583.33	49,801,000.00
1520670938	313397GJ4	FEDERAL HOME LOAN MORTGAGE CORP	06/02/2025	0.000	50,000,000.00	49,815,111.11	49,653,333.33	49,801,000.00
1506830699	313397FX4	FEDERAL HOME LOAN MORTGAGE CORP	05/22/2025	0.000	18,374,000.00	18,329,198.06	18,237,460.76	18,326,503.21
1496597142	313397FE6	FEDERAL HOME LOAN MORTGAGE CORP	05/05/2025	0.000	50,000,000.00	49,976,694.44	49,644,590.28	49,970,625.00
1510401242	313397FJ5	FEDERAL HOME LOAN MORTGAGE CORP	05/09/2025	0.000	20,188,000.00	20,169,225.16	20,082,391.53	20,166,651.19
1481298404	313397FE6	FEDERAL HOME LOAN MORTGAGE CORP	05/05/2025	0.000	50,000,000.00	49,976,611.11	49,532,222.22	49,970,625.00
1491814967	313397FX4	FEDERAL HOME LOAN MORTGAGE CORP	05/22/2025	0.000	50,000,000.00	49,878,229.17	49,518,715.28	49,870,750.00
1512374017	313397GJ4	FEDERAL HOME LOAN MORTGAGE CORP	06/02/2025	0.000	50,000,000.00	49,814,666.67	49,606,166.67	49,801,000.00
1512374015	313397FM8	FEDERAL HOME LOAN MORTGAGE CORP	05/12/2025	0.000	50,000,000.00	49,936,138.89	49,727,138.89	49,929,500.00
821809122	3136GA2S1	FEDERAL NATIONAL MORTGAGE ASSOCIATION	09/11/2030	1.120	25,000,000.00	25,000,000.00	25,000,000.00	21,536,415.75
1466078954	3136GAA66	FEDERAL NATIONAL MORTGAGE ASSOCIATION	02/13/2032	5.240	50,000,000.00	50,000,000.00	50,000,000.00	50,167,078.00
821809178	3136GA2D2	FEDERAL NATIONAL MORTGAGE ASSOCIATION	10/28/2030	1.260	50,000,000.00	50,000,000.00	50,000,000.00	43,317,990.50
1445671811	3136GA4X4	FEDERAL NATIONAL MORTGAGE ASSOCIATION	12/31/2031	5.235	50,000,000.00	50,000,000.00	50,000,000.00	50,110,060.50
1444894283	3136GA4Q9	FEDERAL NATIONAL MORTGAGE ASSOCIATION	12/26/2031	5.200	50,000,000.00	50,000,000.00	50,000,000.00	50,267,792.50
1392036424	3136GAXD8	FEDERAL NATIONAL MORTGAGE ASSOCIATION	11/07/2031	4.860	50,000,000.00	50,000,000.00	50,000,000.00	50,038,312.50
821809223	3136GA4R8	FEDERAL NATIONAL MORTGAGE ASSOCIATION	08/26/2030	1.180	50,000,000.00	50,000,000.00	50,000,000.00	43,175,901.50
821809163	3136GA4T6	FEDERAL NATIONAL MORTGAGE ASSOCIATION	10/28/2030	1.200	50,000,000.00	50,000,000.00	50,000,000.00	43,172,860.00
1365011688	3136GAV73	FEDERAL NATIONAL MORTGAGE ASSOCIATION	09/26/2029	4.680	50,000,000.00	50,000,000.00	50,000,000.00	50,005,354.00
821809120	3136GA4E3	FEDERAL NATIONAL MORTGAGE ASSOCIATION	07/30/2027	0.875	25,000,000.00			

LOS ANGELES COUNTY TREASURER  
 TREASURER PORTFOLIO COMPARED TO MARKET VALUE  
 FOR THE PERIOD: APRIL 1, 2025 TO APRIL 30, 2025  
 FUND: POOLED SURPLUS INVESTMENTS  
 ATTACHMENT X

Security ID	CUSIP	Description	Final Maturity	Face Rate	PAR	Amortized Cost	Historical Cost	Market Value
821809176	3135GA6X4	FEDERAL NATIONAL MORTGAGE ASSOCIATION	12/09/2030	1.240	50,000,000.00	50,000,000.00	50,000,000.00	42,972,266.00
1477642171	3136GAAV1	FEDERAL NATIONAL MORTGAGE ASSOCIATION	02/25/2032	5.300	25,000,000.00	25,000,000.00	25,000,000.00	24,981,131.25
1444894281	3136GA4P1	FEDERAL NATIONAL MORTGAGE ASSOCIATION	12/30/2031	5.350	50,000,000.00	50,000,000.00	50,000,000.00	50,060,664.00
1453863613	3136GA5F2	FEDERAL NATIONAL MORTGAGE ASSOCIATION	01/08/2032	5.300	50,000,000.00	50,000,000.00	50,000,000.00	49,986,672.50
821809182	3135GAC41	FEDERAL NATIONAL MORTGAGE ASSOCIATION	12/10/2030	1.330	50,000,000.00	50,000,000.00	50,000,000.00	43,235,281.50
1397758860	3136GAY47	FEDERAL NATIONAL MORTGAGE ASSOCIATION	11/13/2031	5.000	50,000,000.00	50,000,000.00	50,000,000.00	49,963,655.00
1455466558	3136GA5Q8	FEDERAL NATIONAL MORTGAGE ASSOCIATION	01/29/2032	5.380	50,000,000.00	50,000,000.00	50,000,000.00	50,046,498.00
821809602	3135G05Q2	FEDERAL NATIONAL MORTGAGE ASSOCIATION	08/05/2030	0.875	50,000,000.00	49,503,211.86	49,085,000.00	42,844,643.50
821809656	3136GACK5	FEDERAL NATIONAL MORTGAGE ASSOCIATION	01/27/2032	1.310	50,000,000.00	50,000,000.00	50,000,000.00	41,175,641.00
1459584881	3136GA6Q7	FEDERAL NATIONAL MORTGAGE ASSOCIATION	01/22/2032	5.510	50,000,000.00	50,000,000.00	50,000,000.00	49,962,759.50
1457672774	3136GA6C8	FEDERAL NATIONAL MORTGAGE ASSOCIATION	01/29/2032	5.480	50,000,000.00	50,000,000.00	50,000,000.00	50,046,248.50
1430048865	3136GA2Q1	FEDERAL NATIONAL MORTGAGE ASSOCIATION	12/10/2031	5.200	50,000,000.00	50,000,000.00	50,000,000.00	49,974,260.00
1454708950	3136GA5K1	FEDERAL NATIONAL MORTGAGE ASSOCIATION	01/29/2032	5.330	50,000,000.00	50,000,000.00	50,000,000.00	50,046,647.00
821809503	3136GAAK7	FEDERAL NATIONAL MORTGAGE ASSOCIATION	12/17/2030	1.300	25,000,000.00	24,992,962.77	24,987,500.00	21,569,475.50
821809180	3135GA4C2	FEDERAL NATIONAL MORTGAGE ASSOCIATION	11/18/2030	1.320	50,000,000.00	50,000,000.00	50,000,000.00	43,237,461.50
1430932217	3136GA2V0	FEDERAL NATIONAL MORTGAGE ASSOCIATION	12/10/2031	5.150	50,000,000.00	50,000,000.00	50,000,000.00	49,981,800.00
821809172	3135GA3T6	FEDERAL NATIONAL MORTGAGE ASSOCIATION	11/25/2030	1.240	50,000,000.00	50,000,000.00	50,000,000.00	43,018,827.50
1447492254	3136GA4Y2	FEDERAL NATIONAL MORTGAGE ASSOCIATION	12/30/2031	5.270	50,000,000.00	50,000,000.00	50,000,000.00	50,007,334.00
821809185	3136G47J6	FEDERAL NATIONAL MORTGAGE ASSOCIATION	10/28/2032	1.450	50,000,000.00	50,000,000.00	50,000,000.00	40,716,352.00
1426915197	3136GA2G3	FEDERAL NATIONAL MORTGAGE ASSOCIATION	12/12/2031	5.200	50,000,000.00	50,000,000.00	50,000,000.00	49,974,137.00
1480029015	3136GAB99	FEDERAL NATIONAL MORTGAGE ASSOCIATION	02/26/2032	5.400	25,000,000.00	25,000,000.00	25,000,000.00	24,990,125.25
1419309041	3136GAZZ7	FEDERAL NATIONAL MORTGAGE ASSOCIATION	12/04/2031	5.240	50,000,000.00	50,000,000.00	50,000,000.00	49,991,269.50
1456157030	3136GA5X3	FEDERAL NATIONAL MORTGAGE ASSOCIATION	01/29/2032	5.260	50,000,000.00	50,000,000.00	50,000,000.00	50,189,489.00
821809217	3135GAAF8	FEDERAL NATIONAL MORTGAGE ASSOCIATION	12/08/2028	0.950	50,000,000.00	50,000,000.00	50,000,000.00	45,242,423.00
821809183	3135GACG4	FEDERAL NATIONAL MORTGAGE ASSOCIATION	01/20/2033	1.360	50,000,000.00	50,000,000.00	50,000,000.00	40,162,993.00
1381190716	3135GAW72	FEDERAL NATIONAL MORTGAGE ASSOCIATION	10/08/2031	4.640	50,000,000.00	50,000,000.00	50,000,000.00	49,538,975.50
821809189	3135GA4B4	FEDERAL NATIONAL MORTGAGE ASSOCIATION	11/23/2032	1.500	50,000,000.00	50,000,000.00	50,000,000.00	40,788,491.50
821809652	3135GACK5	FEDERAL NATIONAL MORTGAGE ASSOCIATION	01/27/2032	1.310	50,000,000.00	50,000,000.00	50,000,000.00	41,175,641.00
821809075	3136GA2K8	FEDERAL NATIONAL MORTGAGE ASSOCIATION	08/27/2032	1.220	49,250,000.00	48,868,443.72	48,634,375.00	39,719,252.78
821809118	3135G05Q2	FEDERAL NATIONAL MORTGAGE ASSOCIATION	08/05/2030	0.875	25,000,000.00	24,645,499.00	24,355,000.00	21,422,321.75
1393460784	3135GAXH9	FEDERAL NATIONAL MORTGAGE ASSOCIATION	11/12/2031	4.920	50,000,000.00	50,000,000.00	50,000,000.00	50,044,976.50
821809213	3136G4YZ0	FEDERAL NATIONAL MORTGAGE ASSOCIATION	07/09/2026	0.820	50,000,000.00	50,000,000.00	50,000,000.00	48,195,659.50
821809116	3135G04Z3	FEDERAL NATIONAL MORTGAGE ASSOCIATION	06/17/2025	0.500	25,000,000.00	24,999,754.27	24,990,500.00	24,877,850.00
1390503264	3135GAX97	FEDERAL NATIONAL MORTGAGE ASSOCIATION	11/06/2031	4.820	50,000,000.00	50,000,000.00	50,000,000.00	50,065,002.50
821809187	3135GA2E0	FEDERAL NATIONAL MORTGAGE ASSOCIATION	11/17/2032	1.460	50,000,000.00	50,000,000.00	50,000,000.00	40,886,802.00
1479412605	3136GAAAX7	FEDERAL NATIONAL MORTGAGE ASSOCIATION	02/27/2032	5.330	25,000,000.00	25,000,000.00	25,000,000.00	24,972,937.25
821809179	3135GA6Z9	FEDERAL NATIONAL MORTGAGE ASSOCIATION	12/09/2030	1.330	50,000,000.00	50,000,000.00	50,000,000.00	43,193,431.00
1445671810	3136GA4V8	FEDERAL NATIONAL MORTGAGE ASSOCIATION	12/31/2031	5.230	50,000,000.00	50,000,000.00	50,000,000.00	50,110,257.50
821809222	3135GAAE1	FEDERAL NATIONAL MORTGAGE ASSOCIATION	12/08/2028	1.000	50,000,000.00	50,000,000.00	50,000,000.00	45,309,485.50
1444894284	3136GA4R7	FEDERAL NATIONAL MORTGAGE ASSOCIATION	12/30/2031	5.350	50,000,000.00	50,000,000.00	50,000,000.00	50,060,877.00
1389644048	3135GA6X3	FEDERAL NATIONAL MORTGAGE ASSOCIATION	11/04/2031	4.810	50,000,000.00	50,000,000.00	50,000,000.00	50,080,044.00
1411476761	3135GAYU9	FEDERAL NATIONAL MORTGAGE ASSOCIATION	11/25/2030	5.125	50,000,000.00	50,000,000.00	50,000,000.00	50,016,791.50
821809177	3136GA2V2	FEDERAL NATIONAL MORTGAGE ASSOCIATION	11/18/2030	1.270	50,000,000.00	50,000,000.00	50,000,000.00	43,115,737.50
1418733003	3135GAZV6	FEDERAL NATIONAL MORTGAGE ASSOCIATION	12/04/2031	5.230	50,000,000.00	50,000,000.00	50,000,000.00	49,991,350.00
1399647648	3136GAY70	FEDERAL NATIONAL MORTGAGE ASSOCIATION	11/14/2031	5.050	50,000,000.00	50,000,000.00	50,000,000.00	50,118,034.00
1444894282	3136GA4T3	FEDERAL NATIONAL MORTGAGE ASSOCIATION	12/26/2031	5.270	50,000,000.00	50,000,000.00	50,000,000.00	50,084,114.00
821809162	3136G43U5	FEDERAL NATIONAL MORTGAGE ASSOCIATION	09/27/2030	1.200	50,000,000.00	50,000,000.00	50,000,000.00	43,161,648.50
821809190	3135GA4A6	FEDERAL NATIONAL MORTGAGE ASSOCIATION	11/16/2032	1.500	50,000,000.00	50,000,000.00	50,000,000.00	40,810,769.00
821809218	3136G4YY3	FEDERAL NATIONAL MORTGAGE ASSOCIATION	07/15/2027	0.950	50,000,000.00	50,000,000.00	50,000,000.00	47,049,987.00
821809502	3136G4U68	FEDERAL NATIONAL MORTGAGE ASSOCIATION	08/27/2030	1.250	25,000,000.00	25,000,000.00	25,000,000.00	21,668,452.25
1252508129	3135GARS2	FEDERAL NATIONAL MORTGAGE ASSOCIATION	05/03/2029	5.450	25,000,000.00	25,000,000.00	25,000,000.00	25,060,097.00
821809168	3136G42K8	FEDERAL NATIONAL MORTGAGE ASSOCIATION	08/27/2032	1.220	50,000,000.00	49,612,902.26	49,375,000.00	40,324,114.50
1408783128	3135GAYS4	FEDERAL NATIONAL MORTGAGE ASSOCIATION	11/20/2031	5.200	50,000,000.00	50,000,000.00	50,000,000.00	49,999,629.50
821809181	3135GAA84	FEDERAL NATIONAL MORTGAGE ASSOCIATION	12/16/2031	1.350	50,000,000.00	50,000,000.00	50,000,000.00	42,094,165.00
1389644052	3135GAX71	FEDERAL NATIONAL MORTGAGE ASSOCIATION	11/05/2031	5.025	50,000,000.00	50,000,000.00	50,000,000.00	50,058,299.50
1412349749	3135GAYY1	FEDERAL NATIONAL MORTGAGE ASSOCIATION	11/25/2031	5.220	50,000,000.00	50,000,000.00	50,000,000.00	50,007,016.00
821810668	3135G05C3	FEDERAL NATIONAL MORTGAGE ASSOCIATION	06/30/2025	0.750	21,000,000.00	21,000,000.00	21,000,000.00	20,875,493.73
1345839486	3135GAUE9	FEDERAL NATIONAL MORTGAGE ASSOCIATION	08/27/2030	5.117	50,000,000.00	50,000,000.00	50,000,000.00	50,015,700.00
1436788785	3136GA3P2	FEDERAL NATIONAL MORTGAGE ASSOCIATION	12/30/2031	5.200	50,000,000.00	50,000,000.00	50,000,000.00	50,040,902.00
1414283361	3135GAZ95	FEDERAL NATIONAL MORTGAGE ASSOCIATION	11/25/2031	5.140	50,000,000.00	50,000,000.00	50,000,000.00	50,106,328.50
821809186	3136G47K3	FEDERAL NATIONAL MORTGAGE ASSOCIATION	10/28/2031	1.365	50,000,000.00	50,000,000.00	50,000,000.00	42,299,176.00
1253218388	3135GARW3	FEDERAL NATIONAL MORTGAGE ASSOCIATION	05/10/2029	5.480	50,000,000.00	50,000,000.00	50,000,000.00	50,152,341.50
821809184	3135GA6T3	FEDERAL NATIONAL MORTGAGE ASSOCIATION	12/16/2031	1.360	50,000,000.00	50,000,000.00	50,000,000.00	42,122,633.00
821809500	3136G4R88	FEDERAL NATIONAL MORTGAGE ASSOCIATION	08/26/2030	1.180	25,000,000.00	25,000,000.00	25,000,000.00	21,587,950.75
1466698149	3136GAA82	FEDERAL NATIONAL MORTGAGE ASSOCIATION	02/12/2032	5.270	50,000,000.00	50,000,000.00	50,000,000.00	50,112,807.00
821809597	3135G05Q2	FEDERAL NATIONAL MORTGAGE ASSOCIATION	08/05/2030	0.875	50,000,000.00	49,488,968.40	49,058,500.00	42,844,643.50
821809175	3136G43V3	FEDERAL NATIONAL MORTGAGE ASSOCIATION	09/27/2030	1.250	50,000,000.00	50,000,000.00	50,000,000.00	43,280,902.50
1426915200	3136GA2F5	FEDERAL NATIONAL MORTGAGE ASSOCIATION	12/11/2031	5.200	50,000,000.00	50,000,000.00	50,000,000.00	49,972,073.00
1394336004	3135GAXQ9	FEDERAL NATIONAL MORTGAGE ASSOCIATION	11/12/2031	5.000	50,000,000.00	50,000,000.00	50,000,000.00	49,964,244.00
1413032062	3135GAZ53	FEDERAL NATIONAL MORTGAGE ASSOCIATION	11/25/2031	5.220	50,000,000.00	50,000,000.00	50,000,000.00	50,010,485.00
1257862196	3135GAS93	FEDERAL NATIONAL MORTGAGE ASSOCIATION	05/08/2029	5.770	50,000,000.00	50,000,000.00	50,000,000.00	50,009,696.00
821809188	3135GA2C4	FEDERAL NATIONAL MORTGAGE ASSOCIATION	11/18/2032	1.450	50,000,000.00	50,000,000.00	50,000,000.00	40,652,104.00
821809227	3135GA5Z0	FEDERAL NATIONAL MORTGAGE ASSOCIATION	12/08/2032	1.515	50,000,000.00	50,000,000.00	50,000,000.00	40,789,068.50
821809214	3136G4YQ0	FEDERAL NATIONAL MORTGAGE ASSOCIATION	07/09/2025	0.710	50,000,000.00	50,000,000.00	50,000,000.00	49,656,467.50
1345259372	3135GAUC3	FEDERAL NATIONAL MORTGAGE ASSOCIATION	08/27/2029	5.100	50,000,000.00	50,000,000.00	50,000,000.00	49,988,326.50
1469885100	313589FA6	FEDERAL NATIONAL MORTGAGE ASSOCIATION	05/01/2025	0.000	50,000,000.00	50,000,000.00	49,467,166.67	49,994,125.00
1539046028	313589JG9	FEDERAL NATIONAL MORTGAGE ASSOCIATION	07/18/2025	0.000	50,000,000.00	49,549,875.00	49,532,562.50	49,545,750.00
1469885098	313589FA6	FEDERAL NATIONAL MORTGAGE ASSOCIATION	05/01/2025	0.000	50,000,000.00	50,000,000.00	49,467,166.67	49,994,125.00
1539046011	313589JG9	FEDERAL NATIONAL MORTGAGE ASSOCIATION	07/18/2025	0.000	50,000,000.00	49,549,875.00	49,532,562.50	49,545,750.00
1484971769	313589FR9	FEDERAL NATIONAL MORTGAGE ASSOCIATION	05/16/2025	0.000	50,000,000.00	49,912,083.33	49,495,944.44	49,906,000.00
1539046016	313589JG9	FEDERAL NATIONAL MORTGAGE ASSOCIATION	07/18/2025	0.000	50,000,000.00	49,549,875.00	49,532,562.50	49,545,750.00
1501304383	313589FA6	FEDERAL NATIONAL MORTGAGE ASSOCIATION	05/01/2025	0.000	50,000,000.00	50,000,000.00	49,708,680.56	49,994,125.00
1539046029	313589JG9	FEDERAL NATIONAL MORTGAGE ASSOCIATION	07/18/2025	0.000	50,000,000.00	49,549,875.00	49,532,562.50	49,545,750.00
1520670928	313589GY3	FEDERAL NATIONAL MORTGAGE ASSOCIATION	06/16/2025	0.000	50,000,000.00	49,734,222.22	49,572,444.44	49,719,50

LOS ANGELES COUNTY TREASURER  
 TREASURER PORTFOLIO COMPARED TO MARKET VALUE  
 FOR THE PERIOD: APRIL 1, 2025 TO APRIL 30, 2025  
 FUND: POOLED SURPLUS INVESTMENTS  
 ATTACHMENT X

Security ID	CUSIP	Description	Final Maturity	Face Rate	PAR	Amortized Cost	Historical Cost	Market Value	
1520670921	313589G3	FEDERAL NATIONAL MORTGAGE ASSOCIATION	06/16/2025	0.000	50,000,000.00	49,734,222.22	49,572,444.44	49,719,500.00	
1509455952	313589GF4	FEDERAL NATIONAL MORTGAGE ASSOCIATION	05/30/2025	0.000	50,000,000.00	49,831,840.28	49,611,493.06	49,823,750.00	
1487574396	313589FR9	FEDERAL NATIONAL MORTGAGE ASSOCIATION	05/16/2025	0.000	50,000,000.00	49,912,395.83	49,526,937.50	49,906,000.00	
1501304386	313589FA6	FEDERAL NATIONAL MORTGAGE ASSOCIATION	05/01/2025	0.000	50,000,000.00	50,000,000.00	49,708,680.56	49,994,125.00	
1519664134	313589GF4	FEDERAL NATIONAL MORTGAGE ASSOCIATION	05/30/2025	0.000	50,000,000.00	49,832,041.67	49,664,083.33	49,823,750.00	
<b>AGENCIES TOTAL</b>						<b>27,994,074,444.44</b>	<b>27,950,063,856.96</b>	<b>27,901,044,054.55</b>	<b>26,578,414,123.78</b>
1521715707	06051WUE2	BANK OF AMERICA	09/05/2025	4.210	50,000,000.00	50,000,000.00	50,000,000.00	50,000,000.00	
1539060363	06051WVF8	BANK OF AMERICA	09/30/2025	4.420	50,000,000.00	50,000,000.00	50,000,000.00	50,000,000.00	
152656137	06051WUR3	BANK OF AMERICA	09/08/2025	4.380	50,000,000.00	50,000,000.00	50,000,000.00	50,000,000.00	
1513443265	06367DPZ2	BANK OF MONTREAL - CHICAGO BRANCH	10/01/2025	4.380	50,000,000.00	50,000,000.00	50,000,000.00	50,000,000.00	
1417167912	06367DMW2	BANK OF MONTREAL - CHICAGO BRANCH	05/20/2025	4.570	50,000,000.00	50,000,000.00	50,000,000.00	50,000,000.00	
1524842591	13606DHT2	CANADIAN IMPERIAL BANK OF COMMERCE	07/11/2025	4.360	50,000,000.00	50,000,000.00	50,000,000.00	50,000,000.00	
1524842584	13606DHT2	CANADIAN IMPERIAL BANK OF COMMERCE	07/11/2025	4.360	50,000,000.00	50,000,000.00	50,000,000.00	50,000,000.00	
1491814970	13606DFS6	CANADIAN IMPERIAL BANK OF COMMERCE	05/30/2025	4.330	50,000,000.00	50,000,000.00	50,000,000.00	50,000,000.00	
1491814968	13606DFS6	CANADIAN IMPERIAL BANK OF COMMERCE	05/30/2025	4.330	50,000,000.00	50,000,000.00	50,000,000.00	50,000,000.00	
1475406067	22536H4L0	CREDIT AGRICOLE CORPORATE AND INVESTMENT B	05/05/2025	4.350	50,000,000.00	50,000,000.00	50,000,000.00	50,000,000.00	
1498288743	22536JBU8	CREDIT AGRICOLE CORPORATE AND INVESTMENT B	06/10/2025	4.300	50,000,000.00	50,000,000.00	50,000,000.00	50,000,000.00	
1514231281	22536JFB6	CREDIT AGRICOLE CORPORATE AND INVESTMENT B	06/30/2025	4.310	50,000,000.00	50,000,000.00	50,000,000.00	50,000,000.00	
1486875102	23345HLS5	DNB BANK ASA	05/23/2025	4.360	50,000,000.00	50,000,000.00	50,000,000.00	50,000,000.00	
1470803885	23345HKS6	DNB BANK ASA	05/05/2025	4.330	50,000,000.00	50,000,000.00	50,000,000.00	50,000,000.00	
1536182353	23345HQE1	DNB BANK ASA	07/31/2025	4.410	50,000,000.00	50,000,000.00	50,000,000.00	50,000,000.00	
1508638407	23345HNK0	DNB BANK ASA	05/30/2025	4.330	50,000,000.00	50,000,000.00	50,000,000.00	50,000,000.00	
1480683938	23345HLN6	DNB BANK ASA	05/16/2025	4.360	50,000,000.00	50,000,000.00	50,000,000.00	50,000,000.00	
1536182354	23345HQE1	DNB BANK ASA	07/31/2025	4.410	50,000,000.00	50,000,000.00	50,000,000.00	50,000,000.00	
1521715706	23345HPQ5	DNB BANK ASA	07/07/2025	4.270	50,000,000.00	50,000,000.00	50,000,000.00	50,000,000.00	
1519679745	65558WHX9	NORDEA ABP - NEW YORK BRANCH	07/03/2025	4.310	50,000,000.00	50,000,000.00	50,000,000.00	50,000,000.00	
1490105893	65558WGS1	NORDEA ABP - NEW YORK BRANCH	05/30/2025	4.320	50,000,000.00	50,000,000.00	50,000,000.00	50,000,000.00	
1507699550	65558WHQ4	NORDEA ABP - NEW YORK BRANCH	06/20/2025	4.350	50,000,000.00	50,000,000.00	50,000,000.00	50,000,000.00	
1506842175	65558WHL5	NORDEA ABP - NEW YORK BRANCH	07/18/2025	4.330	50,000,000.00	50,000,000.00	50,000,000.00	50,000,000.00	
1522978647	83369XWS3	SOCIETE GENERALE - NEW YORK BRANCH	07/08/2025	4.310	50,000,000.00	50,000,000.00	50,000,000.00	50,000,000.00	
1522978649	83369XWS3	SOCIETE GENERALE - NEW YORK BRANCH	07/08/2025	4.310	50,000,000.00	50,000,000.00	50,000,000.00	50,000,000.00	
1487581284	86959TLG9	SVENSKA HANDELS AB PUBL - NEW YORK BRANCH	05/30/2025	4.340	50,000,000.00	50,000,000.00	50,000,000.00	50,000,000.00	
1502143735	86959TLX2	SVENSKA HANDELS AB PUBL - NEW YORK BRANCH	06/13/2025	4.330	50,000,000.00	50,000,000.00	50,000,000.00	50,000,000.00	
1496623287	86959TLP9	SVENSKA HANDELS AB PUBL - NEW YORK BRANCH	06/06/2025	4.350	50,000,000.00	50,000,000.00	50,000,000.00	50,000,000.00	
1539060365	86959TNN2	SVENSKA HANDELS AB PUBL - NEW YORK BRANCH	07/31/2025	4.370	50,000,000.00	50,000,000.00	50,000,000.00	50,000,000.00	
152656146	86959TMV5	SVENSKA HANDELS AB PUBL - NEW YORK BRANCH	07/08/2025	4.380	50,000,000.00	50,000,000.00	50,000,000.00	50,000,000.00	
1539060362	86959TNN2	SVENSKA HANDELS AB PUBL - NEW YORK BRANCH	07/31/2025	4.370	50,000,000.00	50,000,000.00	50,000,000.00	50,000,000.00	
1534443357	89115D4Y9	THE TORONTO-DOMINION BANK - NEW YORK BRANC	06/30/2025	4.440	50,000,000.00	50,000,000.00	50,000,000.00	50,000,000.00	
1508638405	89115DW77	THE TORONTO-DOMINION BANK - NEW YORK BRANC	06/23/2025	4.350	50,000,000.00	50,000,000.00	50,000,000.00	50,000,000.00	
1533034158	89115D3Q7	THE TORONTO-DOMINION BANK - NEW YORK BRANC	07/21/2025	4.440	50,000,000.00	50,000,000.00	50,000,000.00	50,000,000.00	
1533034156	89115D3Q7	THE TORONTO-DOMINION BANK - NEW YORK BRANC	07/21/2025	4.440	50,000,000.00	50,000,000.00	50,000,000.00	50,000,000.00	
1495666601	89115DTP1	THE TORONTO-DOMINION BANK - NEW YORK BRANC	06/05/2025	4.330	50,000,000.00	50,000,000.00	50,000,000.00	50,000,000.00	
1534443356	89115D4Y9	THE TORONTO-DOMINION BANK - NEW YORK BRANC	06/30/2025	4.440	50,000,000.00	50,000,000.00	50,000,000.00	50,000,000.00	
<b>CD TOTAL</b>						<b>1,850,000,000.00</b>	<b>1,850,000,000.00</b>	<b>1,850,000,000.00</b>	<b>1,850,000,000.00</b>
1519679747	04821TUB9	ATLANTIC ASSET SECURITIZATION CORP.	07/11/2025	0.000	40,000,000.00	39,657,622.22	39,517,777.78	39,643,742.00	
1478626345	04821TSE6	ATLANTIC ASSET SECURITIZATION CORP.	05/14/2025	0.000	50,000,000.00	49,921,277.78	49,436,833.33	49,906,517.50	
1498284878	04821TSK2	ATLANTIC ASSET SECURITIZATION CORP.	05/19/2025	0.000	50,000,000.00	49,891,750.00	49,560,986.11	49,876,285.50	
1524074237	04821TU94	ATLANTIC ASSET SECURITIZATION CORP.	07/09/2025	0.000	50,000,000.00	49,585,041.67	49,446,722.22	49,567,751.50	
1502963716	04821TTC9	ATLANTIC ASSET SECURITIZATION CORP.	06/12/2025	0.000	46,965,000.00	46,726,652.63	46,454,255.63	46,710,762.96	
1508624113	04821TSL0	ATLANTIC ASSET SECURITIZATION CORP.	05/20/2025	0.000	50,000,000.00	49,885,208.33	49,637,500.00	49,868,955.00	
1478630001	04821TSC0	ATLANTIC ASSET SECURITIZATION CORP.	05/12/2025	0.000	20,000,000.00	19,973,355.56	19,782,000.00	19,967,646.00	
1524842593	04821TU86	ATLANTIC ASSET SECURITIZATION CORP.	07/08/2025	0.000	50,000,000.00	49,588,222.22	49,455,000.00	49,570,823.00	
1517728810	04821TTW5	ATLANTIC ASSET SECURITIZATION CORP.	06/30/2025	0.000	50,000,000.00	49,637,500.00	49,456,250.00	49,620,238.00	
1498284885	04821TSK2	ATLANTIC ASSET SECURITIZATION CORP.	05/19/2025	0.000	25,000,000.00	24,785,875.00	24,780,493.06	24,938,142.75	
1497371053	04821TT62	ATLANTIC ASSET SECURITIZATION CORP.	06/06/2025	0.000	50,000,000.00	49,783,500.00	49,446,722.22	49,766,846.00	
1507654512	04821TTL9	ATLANTIC ASSET SECURITIZATION CORP.	06/20/2025	0.000	50,000,000.00	49,697,916.67	49,444,166.67	49,680,817.50	
1478626340	04821TSE6	ATLANTIC ASSET SECURITIZATION CORP.	05/14/2025	0.000	50,000,000.00	49,921,277.78	49,436,833.33	49,906,517.50	
1475387253	04821TSL0	ATLANTIC ASSET SECURITIZATION CORP.	05/20/2025	0.000	50,000,000.00	49,884,680.56	49,368,777.78	49,868,955.00	
1537059260	04821TUP8	ATLANTIC ASSET SECURITIZATION CORP.	07/23/2025	0.000	50,000,000.00	49,495,083.33	49,476,833.33	49,495,083.50	
1520692326	04821TU37	ATLANTIC ASSET SECURITIZATION CORP.	07/03/2025	0.000	50,000,000.00	49,621,125.00	49,452,736.11	49,603,903.50	
1534369053	04821TUN3	ATLANTIC ASSET SECURITIZATION CORP.	07/22/2025	0.000	25,000,000.00	24,749,444.44	24,721,944.44	24,740,601.25	
1524074236	04821TU94	ATLANTIC ASSET SECURITIZATION CORP.	07/09/2025	0.000	50,000,000.00	49,585,041.67	49,446,722.22	49,567,751.50	
1485713901	04821TSL0	ATLANTIC ASSET SECURITIZATION CORP.	05/20/2025	0.000	45,000,000.00	44,896,687.50	44,516,062.50	44,882,059.50	
1537059256	04821TUP8	ATLANTIC ASSET SECURITIZATION CORP.	07/23/2025	0.000	50,000,000.00	49,495,083.33	49,476,833.33	49,495,083.50	
1507654506	04821TTL9	ATLANTIC ASSET SECURITIZATION CORP.	06/20/2025	0.000	15,000,000.00	14,909,375.00	14,833,250.00	14,904,245.25	
1510401257	04821TU11	ATLANTIC ASSET SECURITIZATION CORP.	07/01/2025	0.000	50,000,000.00	49,630,611.11	49,406,555.56	49,613,296.00	
1517728811	04821TTW5	ATLANTIC ASSET SECURITIZATION CORP.	06/30/2025	0.000	50,000,000.00	49,637,500.00	49,456,250.00	49,620,238.00	
1496616679	04821TT54	ATLANTIC ASSET SECURITIZATION CORP.	06/05/2025	0.000	40,000,000.00	39,831,222.22	39,586,355.56	39,817,897.60	
1541270596	04821TUX1	ATLANTIC ASSET SECURITIZATION CORP.	07/31/2025	0.000	25,000,000.00	24,712,576.39	24,719,527.78	25,000,000.00	
1520670931	04821TUB9	ATLANTIC ASSET SECURITIZATION CORP.	07/11/2025	0.000	50,000,000.00	49,574,000.00	49,412,000.00	49,554,677.50	
152656142	04821TUE3	ATLANTIC ASSET SECURITIZATION CORP.	07/14/2025	0.000	50,000,000.00	49,550,861.11	49,429,472.22	49,533,362.00	
1524842577	04821TU86	ATLANTIC ASSET SECURITIZATION CORP.	07/08/2025	0.000	15,000,000.00	14,876,466.67	14,836,500.00	14,871,246.90	
1478630002	04821TSC0	ATLANTIC ASSET SECURITIZATION CORP.	05/12/2025	0.000	50,000,000.00	49,933,388.89	49,455,000.00	49,919,115.00	
1497371052	04821TT62	ATLANTIC ASSET SECURITIZATION CORP.	06/06/2025	0.000	50,000,000.00	49,783,500.00	49,446,722.22	49,766,846.00	
1514229892	0527M0SE8	AUTOBAHN FUNDING COMPANY, LLC	05/14/2025	0.000	50,000,000.00	49,921,638.89	49,716,694.44	49,906,946.00	
1533029724	0527M0TQ0	AUTOBAHN FUNDING COMPANY, LLC	06/24/2025	0.000	50,000,000.00	49,668,500.00	49,607,111.11	49,651,052.50	
1515414838	0527M0S24	AUTOBAHN FUNDING COMPANY, LLC	05/02/2025	0.000	50,000,000.00	49,993,958.33	49,806,666.67	49,989,427.00	
1514229882	0527M0SW8	AUTOBAHN FUNDING COMPANY, LLC	05/30/2025	0.000	40,000,000.00	39,859,833.33	39,695,		

LOS ANGELES COUNTY TREASURER  
 TREASURER PORTFOLIO COMPARED TO MARKET VALUE  
 FOR THE PERIOD: APRIL 1, 2025 TO APRIL 30, 2025  
 FUND: POOLED SURPLUS INVESTMENTS  
 ATTACHMENT X

Security ID	CUSIP	Description	Final Maturity	Face Rate	PAR	Amortized Cost	Historical Cost	Market Value
1522972760	1247P2U10	CAFCO LLC	07/01/2025	0.000	50,000,000.00	49,631,458.33	49,486,458.33	49,614,183.00
1449506072	1247P2SC9	CAFCO LLC	05/12/2025	0.000	50,000,000.00	49,932,472.22	49,189,666.67	49,918,002.00
1442823086	1247P2S54	CAFCO LLC	05/05/2025	0.000	50,000,000.00	49,975,277.78	49,159,444.44	49,964,682.50
1537070012	1247P2W59	CAFCO LLC	09/05/2025	0.000	50,000,000.00	49,238,000.00	49,220,000.00	49,238,000.00
1444194156	1247P2S70	CAFCO LLC	05/07/2025	0.000	50,000,000.00	49,962,916.67	49,165,625.00	49,950,555.50
1442823082	1247P2S54	CAFCO LLC	05/05/2025	0.000	50,000,000.00	49,975,277.78	49,159,444.44	49,964,682.50
1500449802	1247P2U77	CAFCO LLC	07/07/2025	0.000	50,000,000.00	49,603,583.33	49,301,833.33	49,586,594.00
1463028682	1247P2T95	CAFCO LLC	06/09/2025	0.000	50,000,000.00	49,763,291.67	49,132,069.44	49,746,384.00
1522972748	1247P2U10	CAFCO LLC	07/01/2025	0.000	50,000,000.00	49,631,458.33	49,486,458.33	49,614,183.00
1527581885	13608AU79	CANADIAN IMPERIAL BANK OF COMMERCE	07/07/2025	0.000	50,000,000.00	49,591,486.11	49,487,833.33	49,573,978.50
1527581891	13608AU79	CANADIAN IMPERIAL BANK OF COMMERCE	07/07/2025	0.000	50,000,000.00	49,591,486.11	49,487,833.33	49,573,978.50
1524842586	13608AUB0	CANADIAN IMPERIAL BANK OF COMMERCE	07/11/2025	0.000	50,000,000.00	49,575,972.22	49,444,583.33	49,558,782.00
1526656140	13608AUF1	CANADIAN IMPERIAL BANK OF COMMERCE	07/15/2025	0.000	50,000,000.00	49,547,916.67	49,427,361.11	49,530,529.00
1524842581	13608AUB0	CANADIAN IMPERIAL BANK OF COMMERCE	07/11/2025	0.000	50,000,000.00	49,575,972.22	49,444,583.33	49,558,782.00
1508624117	13738JTP5	CANCARA ASSET SECURITISATION LIMITED	06/23/2025	0.000	50,000,000.00	49,679,791.66	49,432,083.33	49,662,637.50
1531734846	13738JTQ3	CANCARA ASSET SECURITISATION LIMITED	06/24/2025	0.000	50,000,000.00	49,668,500.00	49,607,111.11	49,651,052.50
1506830700	13738JTH3	CANCARA ASSET SECURITISATION LIMITED	06/17/2025	0.000	50,000,000.00	49,716,041.67	49,456,250.00	49,699,004.00
1524842589	13738JTJ9	CANCARA ASSET SECURITISATION LIMITED	06/18/2025	0.000	10,000,000.00	9,942,000.00	9,915,416.67	9,938,588.20
1480669479	13738JSD3	CANCARA ASSET SECURITISATION LIMITED	05/13/2025	0.000	50,000,000.00	49,627,333.33	49,461,055.56	49,912,500.00
1502131526	13738JSD3	CANCARA ASSET SECURITISATION LIMITED	05/13/2025	0.000	30,000,000.00	29,956,500.00	29,778,875.00	29,947,680.00
1535424894	13738JU24	CANCARA ASSET SECURITISATION LIMITED	07/02/2025	0.000	10,000,000.00	9,924,222.22	9,914,444.44	9,920,724.80
1493909711	13738JT42	CANCARA ASSET SECURITISATION LIMITED	06/04/2025	0.000	45,000,000.00	44,815,125.00	44,494,312.50	44,800,135.20
1535424892	13738JU24	CANCARA ASSET SECURITISATION LIMITED	07/02/2025	0.000	50,000,000.00	49,621,111.11	49,572,222.22	49,603,624.00
1524842582	13738JTJ9	CANCARA ASSET SECURITISATION LIMITED	06/18/2025	0.000	50,000,000.00	49,710,000.00	49,577,083.33	49,692,941.00
1524842595	13738JTD2	CANCARA ASSET SECURITISATION LIMITED	06/13/2025	0.000	50,000,000.00	49,740,208.34	49,607,291.67	49,723,265.50
1506830688	13738JTH3	CANCARA ASSET SECURITISATION LIMITED	06/17/2025	0.000	40,000,000.00	39,772,833.33	39,565,000.00	39,759,203.20
1502956692	13738JSK7	CANCARA ASSET SECURITISATION LIMITED	05/19/2025	0.000	50,000,000.00	49,891,250.00	49,601,250.00	49,875,714.50
1495658083	13738JSC5	CANCARA ASSET SECURITISATION LIMITED	05/12/2025	0.000	46,000,000.00	45,938,998.89	45,617,356.67	45,925,927.12
1530676663	13738JTQ3	CANCARA ASSET SECURITISATION LIMITED	06/24/2025	0.000	45,000,000.00	44,703,000.00	44,620,500.00	44,685,947.25
1508624114	13738JTP5	CANCARA ASSET SECURITISATION LIMITED	06/23/2025	0.000	5,000,000.00	4,967,979.16	4,943,208.33	4,966,263.75
1536180397	13738JTW0	CANCARA ASSET SECURITISATION LIMITED	06/30/2025	0.000	50,000,000.00	49,635,000.00	49,592,416.67	49,617,619.00
1493909699	13738JT26	CANCARA ASSET SECURITISATION LIMITED	06/02/2025	0.000	50,000,000.00	49,806,666.67	49,450,208.33	49,790,095.00
1493909695	13738JT26	CANCARA ASSET SECURITISATION LIMITED	06/02/2025	0.000	50,000,000.00	49,806,666.67	49,450,208.33	49,790,095.00
1531734830	13738JTQ3	CANCARA ASSET SECURITISATION LIMITED	06/24/2025	0.000	15,000,000.00	14,900,550.00	14,882,133.33	14,895,315.75
1524842594	13738JTD2	CANCARA ASSET SECURITISATION LIMITED	06/13/2025	0.000	50,000,000.00	49,740,208.34	49,607,291.67	49,723,265.50
1504085233	13738JSP6	CANCARA ASSET SECURITISATION LIMITED	05/23/2025	0.000	50,000,000.00	49,667,083.33	49,613,333.33	49,851,133.50
1486878436	13738JS50	CANCARA ASSET SECURITISATION LIMITED	05/05/2025	0.000	50,000,000.00	49,975,833.33	49,577,083.33	49,965,476.00
1504085228	13738JSP6	CANCARA ASSET SECURITISATION LIMITED	05/23/2025	0.000	50,000,000.00	49,867,083.33	49,613,333.33	49,851,133.50
1522972757	15963TTB5	CHARIOT FUNDING LLC	06/11/2025	0.000	50,000,000.00	49,752,291.67	49,607,291.67	49,735,402.50
1521708892	15963TTB6	CHARIOT FUNDING LLC	06/06/2025	0.000	50,000,000.00	49,782,500.00	49,619,375.00	49,765,769.00
1526656145	15963TSE0	CHARIOT FUNDING LLC	05/14/2025	0.000	50,000,000.00	49,920,555.55	49,798,333.33	49,905,659.50
1522972749	15963TTB5	CHARIOT FUNDING LLC	06/11/2025	0.000	50,000,000.00	49,752,291.67	49,607,291.67	49,735,402.50
1521708887	15963TTB6	CHARIOT FUNDING LLC	06/06/2025	0.000	50,000,000.00	49,782,500.00	49,619,375.00	49,765,769.00
1476052577	15963TSS9	CHARIOT FUNDING LLC	05/05/2025	0.000	50,000,000.00	49,975,722.22	49,459,819.44	49,965,317.50
1521708896	15963TUJ3	CHARIOT FUNDING LLC	07/03/2025	0.000	50,000,000.00	49,623,750.00	49,462,500.00	49,606,647.50
1498284882	15963TTB6	CHARIOT FUNDING LLC	06/06/2025	0.000	50,000,000.00	49,782,500.00	49,450,208.33	49,765,769.00
1442823087	17177LS54	CIESCO, LLC	05/05/2025	0.000	50,000,000.00	49,975,277.78	49,159,444.44	49,964,682.50
1530676662	17177LW59	CIESCO, LLC	09/05/2025	0.000	50,000,000.00	49,229,180.56	49,138,138.89	49,211,392.50
1490929132	17177LU10	CIESCO, LLC	07/01/2025	0.000	50,000,000.00	49,634,000.00	49,256,000.00	49,616,844.00
1490929137	17177LU10	CIESCO, LLC	07/01/2025	0.000	25,000,000.00	24,817,000.00	24,628,000.00	24,808,422.00
1449506076	17177LT46	CIESCO, LLC	06/04/2025	0.000	50,000,000.00	49,722,222.22	49,052,777.78	49,775,375.50
1530676665	17177LW59	CIESCO, LLC	09/05/2025	0.000	50,000,000.00	49,229,180.56	49,138,138.89	49,211,392.50
1442823080	17177LS54	CIESCO, LLC	05/05/2025	0.000	50,000,000.00	49,975,277.78	49,159,444.44	49,964,682.50
1470804421	20260AS19	COMMERZBANK US FINANCE	05/01/2025	0.000	50,000,000.00	49,586,250.00	49,456,250.00	50,000,000.00
1508624115	20260AT26	COMMERZBANK US FINANCE	06/02/2025	0.000	50,000,000.00	49,806,444.44	49,563,013.89	49,792,025.50
1512380036	20260ATW0	COMMERZBANK US FINANCE	06/30/2025	0.000	50,000,000.00	49,637,500.00	49,420,000.00	49,638,750.00
1500449800	20260ATD2	COMMERZBANK US FINANCE	06/13/2025	0.000	50,000,000.00	49,736,027.78	49,422,944.44	49,720,084.50
1504268826	20260ATW0	COMMERZBANK US FINANCE	06/30/2025	0.000	50,000,000.00	49,638,750.00	49,626,708.33	49,638,750.00
1486875107	20260ASW1	COMMERZBANK US FINANCE	05/30/2025	0.000	50,000,000.00	49,821,166.67	49,395,666.67	49,804,401.00
1490089722	20260AS27	COMMERZBANK US FINANCE	05/02/2025	0.000	50,000,000.00	49,993,986.11	49,609,097.22	49,989,475.50
1500449803	20260ATD2	COMMERZBANK US FINANCE	06/13/2025	0.000	50,000,000.00	49,736,027.78	49,422,944.44	49,720,084.50
1490929136	20260ASW1	COMMERZBANK US FINANCE	05/30/2025	0.000	50,000,000.00	49,821,972.22	49,435,222.22	49,804,401.00
1508624120	20260AT26	COMMERZBANK US FINANCE	06/02/2025	0.000	50,000,000.00	49,808,444.44	49,563,013.89	49,792,025.50
1480683936	20260ASF8	COMMERZBANK US FINANCE	05/15/2025	0.000	50,000,000.00	49,914,638.89	49,445,152.78	49,899,575.00
1501304381	20260ATD2	COMMERZBANK US FINANCE	06/13/2025	0.000	50,000,000.00	49,737,222.22	49,431,666.67	49,720,084.50
1512380037	20260ATW0	COMMERZBANK US FINANCE	06/30/2025	0.000	50,000,000.00	49,637,500.00	49,420,000.00	49,638,750.00
1481298406	20260ASL5	COMMERZBANK US FINANCE	05/20/2025	0.000	50,000,000.00	49,884,416.67	49,422,083.33	49,868,655.50
1490089719	20260AS27	COMMERZBANK US FINANCE	05/02/2025	0.000	50,000,000.00	49,993,986.11	49,609,097.22	49,989,475.50
1490929131	20260ASW1	COMMERZBANK US FINANCE	05/30/2025	0.000	50,000,000.00	49,821,972.22	49,435,222.22	49,804,401.00
1481298414	20260ASL5	COMMERZBANK US FINANCE	05/20/2025	0.000	50,000,000.00	49,884,416.67	49,422,083.33	49,868,655.50
1510401247	20260AT26	COMMERZBANK US FINANCE	06/02/2025	0.000	50,000,000.00	49,808,222.22	49,586,479.17	49,792,025.50
1480683940	20260ASF8	COMMERZBANK US FINANCE	05/15/2025	0.000	50,000,000.00	49,914,638.89	49,445,152.78	49,899,575.00
1540268829	20260ATW0	COMMERZBANK US FINANCE	06/30/2025	0.000	50,000,000.00	49,638,750.00	49,626,708.33	49,638,750.00
1444194166	12619TS70	CRC FUNDING, LLC	05/07/2025	0.000	50,000,000.00	49,962,916.67	49,165,625.00	49,950,555.50
1444194157	12619TS70	CRC FUNDING, LLC	05/07/2025	0.000	25,000,000.00	24,981,458.33	24,582,812.50	24,975,277.75
1524069779	12619TU85	CRC FUNDING, LLC	07/08/2025	0.000	50,000,000.00	49,589,166.66	49,450,208.33	49,571,807.50
1522972751	12619TW91	CRC FUNDING, LLC	09/09/2025	0.000	50,000,000.00	49,239,472.22	49,100,138.89	49,222,445.50
1522978645	12619TU10	CRC FUNDING, LLC	07/01/2025	0.000	50,000,000.00	49,631,458.33	49,492,500.00	49,614,183.00
1449506068	12619TS88	CRC FUNDING, LLC	05/08/2025	0.000	50,000,000.00	49,957,125.00	49,216,000.00	49,944,262.50
1527581887	12619TWC4	CRC FUNDING, LLC	09/12/2025	0.000	50,000,000.00	49,186,694.45	49,083,513.89	49,168,885.00
1541252017	12619TTP9	CRC FUNDING, LLC	06/23/2025	0.000	50,000,000.00	49,680,527.78	49,674,500.00	50,000,000.00
1541252024	12619TTP9	CRC FUNDING, LLC	06/23/2025	0.000	25,000,000.00	24,840,263.89	24,837,250.00	25,000,000.00
1469416625	12619TUG7	CRC FUNDING, LLC	07/16/2025	0.000	50,000,000.00	49,544,000.00	49,986,000.00	49,526,683.50
1522978646	12619TU10	CRC FUNDING, LLC	07/01/2025	0.000	50,000,000.00	49,632,305.56	49,493,666.67	49,614,183.00
1527581886	12619TWC4	CRC FUNDING, LLC	09/12/2025	0.000	50,000,000.00	49,186,694.45	49,083,513.89	49,168,885.00
1526656141	22533TTA4	CREDIT AGRICOLE CORPORATE AND INVESTMENT B						

LOS ANGELES COUNTY TREASURER  
TREASURER PORTFOLIO COMPARED TO MARKET VALUE  
FOR THE PERIOD: APRIL 1, 2025 TO APRIL 30, 2025  
FUND: POOLED SURPLUS INVESTMENTS  
ATTACHMENT X

Security ID	CUSIP	Description	Final Maturity	Face Rate	PAR	Amortized Cost	Historical Cost	Market Value
1539046017	22533TUG9	CREDIT AGRICOLE CORPORATE AND INVESTMENT B	07/16/2025	0.000	50,000,000.00	49,547,166.67	49,529,291.67	49,547,166.50
1509455956	22533TSW7	CREDIT AGRICOLE CORPORATE AND INVESTMENT B	05/30/2025	0.000	50,000,000.00	49,826,805.56	49,599,861.11	49,810,568.50
1526856138	22533TTA4	CREDIT AGRICOLE CORPORATE AND INVESTMENT B	06/10/2025	0.000	50,000,000.00	49,760,555.55	49,640,833.33	49,743,850.00
1487574397	29101AT38	EMERSON ELECTRIC CO.	06/03/2025	0.000	50,000,000.00	49,802,000.00	49,406,000.00	49,785,500.00
1497371050	29101ATC8	EMERSON ELECTRIC CO.	06/12/2025	0.000	35,275,000.00	35,096,802.46	34,859,205.74	35,084,922.78
1480683937	29101ASF2	EMERSON ELECTRIC CO.	05/15/2025	0.000	50,000,000.00	49,916,000.00	49,484,000.00	49,901,176.50
1535449413	29101AVB7	EMERSON ELECTRIC CO.	08/11/2025	0.000	50,000,000.00	49,383,750.00	49,347,500.00	49,366,143.00
1485750762	29101ASL9	EMERSON ELECTRIC CO.	05/20/2025	0.000	50,000,000.00	49,886,000.00	49,496,000.00	49,870,454.50
1524842598	29101ATB0	EMERSON ELECTRIC CO.	06/11/2025	0.000	25,000,000.00	24,876,430.56	24,810,125.00	24,868,005.25
1480029017	29101AT95	EMERSON ELECTRIC CO.	06/09/2025	0.000	50,000,000.00	49,765,458.33	49,308,402.78	49,748,705.50
1484977339	29101ASK1	EMERSON ELECTRIC CO.	05/19/2025	0.000	50,000,000.00	49,892,000.00	49,478,000.00	49,876,571.50
1497371059	29101ATC8	EMERSON ELECTRIC CO.	06/12/2025	0.000	50,000,000.00	49,747,416.67	49,410,638.89	49,730,578.00
1484977341	29101ASK1	EMERSON ELECTRIC CO.	05/19/2025	0.000	25,000,000.00	24,946,000.00	24,739,000.00	24,938,285.75
1485750758	29101ASM7	EMERSON ELECTRIC CO.	05/21/2025	0.000	50,000,000.00	49,880,000.00	49,490,000.00	49,864,348.00
1526624632	29101ATW4	EMERSON ELECTRIC CO.	06/30/2025	0.000	40,000,000.00	39,708,666.67	39,611,555.56	39,694,793.60
1485750760	29101ASM7	EMERSON ELECTRIC CO.	05/21/2025	0.000	50,000,000.00	49,880,000.00	49,490,000.00	49,864,348.00
1524842597	29101ATB0	EMERSON ELECTRIC CO.	06/11/2025	0.000	50,000,000.00	49,752,861.11	49,620,250.00	49,736,010.50
1490931834	29101ATD6	EMERSON ELECTRIC CO.	06/13/2025	0.000	50,000,000.00	49,740,805.56	49,385,166.67	49,723,901.50
1486878438	29101AT53	EMERSON ELECTRIC CO.	06/05/2025	0.000	50,000,000.00	49,790,000.00	49,400,000.00	49,773,421.00
1497371051	29101ATG9	EMERSON ELECTRIC CO.	06/16/2025	0.000	50,000,000.00	49,722,722.22	49,385,166.67	49,705,746.00
1535449414	29101AVB7	EMERSON ELECTRIC CO.	08/11/2025	0.000	50,000,000.00	49,383,750.00	49,347,500.00	49,366,143.00
1485750763	29101ASL9	EMERSON ELECTRIC CO.	05/20/2025	0.000	50,000,000.00	49,886,000.00	49,496,000.00	49,870,454.50
1480029018	29101ASV7	EMERSON ELECTRIC CO.	05/29/2025	0.000	50,000,000.00	49,831,222.22	49,361,055.56	49,814,889.00
1480683934	29101ASF2	EMERSON ELECTRIC CO.	05/15/2025	0.000	50,000,000.00	49,916,000.00	49,484,000.00	49,901,176.50
1497371058	29101ATG9	EMERSON ELECTRIC CO.	06/16/2025	0.000	30,000,000.00	29,833,633.33	29,631,100.00	29,823,447.60
1480029016	29101AT95	EMERSON ELECTRIC CO.	06/09/2025	0.000	50,000,000.00	49,765,458.33	49,308,402.78	49,748,705.50
1486878437	29101AT53	EMERSON ELECTRIC CO.	06/05/2025	0.000	50,000,000.00	49,790,000.00	49,400,000.00	49,773,421.00
1535424891	29101AV84	EMERSON ELECTRIC CO.	08/08/2025	0.000	49,000,000.00	48,415,185.00	48,367,927.22	48,397,984.53
1490931831	29101ATD6	EMERSON ELECTRIC CO.	06/13/2025	0.000	50,000,000.00	49,740,805.56	49,385,166.67	49,723,901.50
1525753881	4497W0UG1	ING (U.S.) FUNDING LLC	07/16/2025	0.000	50,000,000.00	49,535,555.56	49,431,666.67	49,517,918.50
1440039265	4497W0TJ7	ING (U.S.) FUNDING LLC	06/18/2025	0.000	50,000,000.00	49,701,333.33	48,867,555.56	49,683,764.50
1457662718	4497W0UA4	ING (U.S.) FUNDING LLC	07/10/2025	0.000	50,000,000.00	49,580,000.00	48,914,000.00	49,562,739.50
1513443267	45685QW9	ING (U.S.) FUNDING LLC	06/30/2025	0.000	50,000,000.00	49,637,500.00	49,426,041.67	49,620,238.00
1513443266	45685QW9	ING (U.S.) FUNDING LLC	06/30/2025	0.000	50,000,000.00	49,637,500.00	49,426,041.67	49,620,238.00
1440039266	4497W0TJ7	ING (U.S.) FUNDING LLC	06/18/2025	0.000	50,000,000.00	49,701,333.33	48,867,555.56	49,683,764.50
1525747954	4497W0UE6	ING (U.S.) FUNDING LLC	07/14/2025	0.000	50,000,000.00	49,547,777.78	49,443,888.89	49,530,158.50
1458648939	4497W0UB2	ING (U.S.) FUNDING LLC	07/11/2025	0.000	50,000,000.00	49,573,013.89	48,935,541.67	49,555,703.50
1525747957	4497W0UE6	ING (U.S.) FUNDING LLC	07/14/2025	0.000	50,000,000.00	49,547,777.78	49,443,888.89	49,530,158.50
1457662719	4497W0UA4	ING (U.S.) FUNDING LLC	07/10/2025	0.000	50,000,000.00	49,580,000.00	48,914,000.00	49,562,739.50
1458648941	4497W0UB2	ING (U.S.) FUNDING LLC	07/11/2025	0.000	50,000,000.00	49,573,013.89	48,935,541.67	49,555,703.50
1502956693	47816FTD3	JOHNSON & JOHNSON	06/13/2025	0.000	50,000,000.00	49,744,986.11	49,460,319.44	49,728,355.00
1507654507	47816FSK8	JOHNSON & JOHNSON	05/19/2025	0.000	50,000,000.00	49,893,750.00	49,645,833.33	49,878,571.50
1471637045	47816FS51	JOHNSON & JOHNSON	05/05/2025	0.000	50,000,000.00	49,976,722.22	49,452,972.22	49,966,746.00
1479404222	47816FSG7	JOHNSON & JOHNSON	05/16/2025	0.000	50,000,000.00	49,911,666.67	49,446,444.44	49,896,944.50
1486875106	47816FU33	JOHNSON & JOHNSON	07/03/2025	0.000	50,000,000.00	49,627,250.00	49,219,000.00	49,610,307.00
1476983955	47816FSC6	JOHNSON & JOHNSON	05/12/2025	0.000	50,000,000.00	49,935,375.00	49,441,875.00	49,921,527.00
1533029720	47816FU74	JOHNSON & JOHNSON	07/07/2025	0.000	50,000,000.00	49,603,583.34	49,544,416.67	49,586,594.00
1485713896	47816FT27	JOHNSON & JOHNSON	06/02/2025	0.000	50,000,000.00	49,810,666.67	49,396,500.00	49,794,438.00
1484971771	47816FSL6	JOHNSON & JOHNSON	05/20/2025	0.000	50,000,000.00	49,887,847.22	49,468,750.00	49,872,553.50
1471637046	47816FS51	JOHNSON & JOHNSON	05/05/2025	0.000	50,000,000.00	49,976,722.22	49,452,972.22	49,966,746.00
1500449797	47816FSM4	JOHNSON & JOHNSON	05/21/2025	0.000	50,000,000.00	49,881,666.67	49,579,916.67	49,866,232.00
1488279885	47816FS10	JOHNSON & JOHNSON	05/01/2025	0.000	50,000,000.00	50,000,000.00	49,615,416.67	50,000,000.00
1500449801	47816FSM4	JOHNSON & JOHNSON	05/21/2025	0.000	50,000,000.00	49,881,666.67	49,579,916.67	49,866,232.00
1479404223	47816FSG7	JOHNSON & JOHNSON	05/16/2025	0.000	50,000,000.00	49,911,666.67	49,446,444.44	49,896,944.50
1479404219	47816FSE2	JOHNSON & JOHNSON	05/14/2025	0.000	50,000,000.00	49,923,444.44	49,458,222.22	49,909,090.50
1502956686	47816FTD3	JOHNSON & JOHNSON	06/13/2025	0.000	50,000,000.00	49,744,986.11	49,460,319.44	49,728,355.00
1533029719	47816FU74	JOHNSON & JOHNSON	07/07/2025	0.000	50,000,000.00	49,603,583.34	49,544,416.67	49,586,594.00
1502131518	47816FTA9	JOHNSON & JOHNSON	06/10/2025	0.000	36,700,000.00	36,527,102.22	36,315,302.44	36,515,039.71
1537059261	47816FUQ2	JOHNSON & JOHNSON	07/24/2025	0.000	50,000,000.00	49,506,500.00	49,471,250.00	49,489,483.00
1496597147	47816FT50	JOHNSON & JOHNSON	06/05/2025	0.000	50,000,000.00	49,793,402.78	49,456,944.44	49,777,092.50
1484971770	47816FSL6	JOHNSON & JOHNSON	05/20/2025	0.000	50,000,000.00	49,887,847.22	49,468,750.00	49,872,553.50
1507654505	47816FSN2	JOHNSON & JOHNSON	05/22/2025	0.000	50,000,000.00	49,876,041.67	49,628,125.00	49,860,547.00
1520670935	47816FU82	JOHNSON & JOHNSON	07/08/2025	0.000	50,000,000.00	49,600,500.00	49,436,000.00	49,583,619.50
1520670937	47816FU82	JOHNSON & JOHNSON	07/08/2025	0.000	50,000,000.00	49,600,500.00	49,436,000.00	49,583,619.50
1495658078	47816FT43	JOHNSON & JOHNSON	06/04/2025	0.000	50,000,000.00	49,798,361.11	49,454,388.89	49,782,012.00
1495658076	47816FT43	JOHNSON & JOHNSON	06/04/2025	0.000	50,000,000.00	49,798,361.11	49,454,388.89	49,782,012.00
1524842585	4820P2T47	JUPITER SECURITIZATION COMPANY LLC	06/04/2025	0.000	50,000,000.00	49,794,583.34	49,661,666.67	49,777,928.00
1521708894	4820P2T62	JUPITER SECURITIZATION COMPANY LLC	06/06/2025	0.000	50,000,000.00	49,782,500.00	49,619,375.00	49,765,769.00
1537059258	4820P2SP1	JUPITER SECURITIZATION COMPANY LLC	05/23/2025	0.000	50,000,000.00	49,865,861.11	49,829,277.78	49,849,764.50
1540268817	4820P2TR6	JUPITER SECURITIZATION COMPANY LLC	06/25/2025	0.000	50,000,000.00	49,663,888.89	49,651,666.67	49,663,889.00
1506830694	4820P2SG1	JUPITER SECURITIZATION COMPANY LLC	05/16/2025	0.000	50,000,000.00	49,909,375.00	49,649,583.33	49,894,271.00
1514229885	4820P2T21	JUPITER SECURITIZATION COMPANY LLC	06/02/2025	0.000	40,000,000.00	39,844,977.78	39,680,266.67	39,831,690.00
1524842590	4820P2T47	JUPITER SECURITIZATION COMPANY LLC	06/04/2025	0.000	50,000,000.00	49,794,583.34	49,661,666.67	49,777,928.00
1537059254	4820P2SP1	JUPITER SECURITIZATION COMPANY LLC	05/23/2025	0.000	25,000,000.00	24,932,930.56	24,914,638.89	24,924,882.25
1533029728	4820P2TD7	JUPITER SECURITIZATION COMPANY LLC	06/13/2025	0.000	50,000,000.00	49,737,222.22	49,676,111.11	49,720,084.50
1506830697	4820P2SG1	JUPITER SECURITIZATION COMPANY LLC	05/16/2025	0.000	10,000,000.00	9,981,875.00	9,929,916.67	9,978,854.20
1519664121	4820P2T21	JUPITER SECURITIZATION COMPANY LLC	06/02/2025	0.000	50,000,000.00	49,806,222.22	49,630,611.11	49,789,612.50
1521708897	4820P2T62	JUPITER SECURITIZATION COMPANY LLC	06/06/2025	0.000	50,000,000.00	49,782,500.00	49,619,375.00	49,765,769.00
1540268818	4820P2TR6	JUPITER SECURITIZATION COMPANY LLC	06/25/2025	0.000	50,000,000.00	49,663,888.89	49,651,666.67	49,663,889.00
1502963718	50286LTD5	LA FAYETTE ASSET SECURITIZATION LLC	06/13/2025	0.000	50,000,000.00	49,740,208.34	49,480,416.67	49,723,265.50
1522972740	50286LU76	LA FAYETTE ASSET SECURITIZATION LLC	07/07/2025	0.000	50,000,000.00	49,601,722.23	49,459,055.56	49,584,653.00
1524842587	50286LUE1	LA FAYETTE ASSET SECURITIZATION LLC	07/14/2025	0.000	50,000,000.00	49,551,888.89	49,424,722.22	49,534,430.00
1528849539	50286LUG6	LA FAYETTE ASSET SECURITIZATION LLC	07/16/2025	0.000	40,000,000.00	39,624,222.22	39,545,111.11	39,609,952.00
1475406066	50286LS53	LA FAYETTE ASSET SECURITIZATION LLC	05/05/2025	0.000	40,000,000.00	39,980,622.22	39,568,844.44	39,972,317.60
1477642172	50286LSC8	LA FAYETTE ASSET SECURITIZATION LLC	05/12/2025	0.000	50,			

LOS ANGELES COUNTY TREASURER  
 TREASURER PORTFOLIO COMPARED TO MARKET VALUE  
 FOR THE PERIOD: APRIL 1, 2025 TO APRIL 30, 2025  
 FUND: POOLED SURPLUS INVESTMENTS  
 ATTACHMENT X

Security ID	CUSIP	Description	Final Maturity	Face Rate	PAR	Amortized Cost	Historical Cost	Market Value
1519679744	50286LU27	LA FAYETTE ASSET SECURITIZATION LLC	07/02/2025	0.000	30,000,000.00	29,774,733.34	29,669,366.67	29,764,336.50
1517717430	50286LU76	LA FAYETTE ASSET SECURITIZATION LLC	07/07/2025	0.000	20,000,000.00	19,837,711.11	19,765,044.44	19,833,861.20
1478626344	50286LSC8	LA FAYETTE ASSET SECURITIZATION LLC	05/12/2025	0.000	35,000,000.00	34,953,372.22	34,614,261.11	34,943,380.50
1476052578	50286LS61	LA FAYETTE ASSET SECURITIZATION LLC	05/08/2025	0.000	50,000,000.00	49,969,722.22	49,455,000.00	49,958,368.00
1524069791	50286LUB7	LA FAYETTE ASSET SECURITIZATION LLC	07/11/2025	0.000	50,000,000.00	49,575,972.22	49,438,611.11	49,558,782.00
1484971774	50286LSL8	LA FAYETTE ASSET SECURITIZATION LLC	05/20/2025	0.000	45,000,000.00	44,896,212.50	44,508,375.00	44,882,059.50
1519679746	50286LU27	LA FAYETTE ASSET SECURITIZATION LLC	07/02/2025	0.000	50,000,000.00	49,626,277.78	49,451,472.22	49,607,227.50
1502963717	50286LTD5	LA FAYETTE ASSET SECURITIZATION LLC	06/13/2025	0.000	50,000,000.00	49,740,208.34	49,480,416.67	49,723,265.50
1513431839	50286LT60	LA FAYETTE ASSET SECURITIZATION LLC	06/08/2025	0.000	40,000,000.00	39,825,600.00	39,656,044.44	39,813,046.00
1524842579	50286LUE1	LA FAYETTE ASSET SECURITIZATION LLC	07/14/2025	0.000	50,000,000.00	49,551,888.89	49,424,722.22	49,534,430.00
1505915337	50286LTG8	LA FAYETTE ASSET SECURITIZATION LLC	06/16/2025	0.000	50,000,000.00	49,722,083.33	49,456,250.00	49,705,068.00
1533029723	50286LUM3	LA FAYETTE ASSET SECURITIZATION LLC	07/21/2025	0.000	50,000,000.00	49,502,750.00	49,441,361.11	49,484,991.00
1485713898	6117P4SL5	MONT BLANC CAPITAL CORP	05/20/2025	0.000	42,001,000.00	41,904,129.36	41,547,237.53	41,890,667.99
1484971766	6117P4TH3	MONT BLANC CAPITAL CORP	06/17/2025	0.000	24,371,000.00	24,232,274.85	24,022,711.33	24,223,951.24
1507654503	6117P4UM0	MONT BLANC CAPITAL CORP	07/21/2025	0.000	45,341,000.00	44,899,265.31	44,670,217.69	44,883,488.91
1483061327	6117P4TG5	MONT BLANC CAPITAL CORP	06/16/2025	0.000	2,709,000.00	2,693,873.25	2,670,196.59	2,692,873.65
1485713899	6117P4TL4	MONT BLANC CAPITAL CORP	06/20/2025	0.000	42,881,000.00	42,620,736.15	42,256,366.77	42,606,004.15
1502131523	6117P4UG3	MONT BLANC CAPITAL CORP	07/16/2025	0.000	16,435,000.00	16,284,765.84	16,187,904.34	16,279,060.78
1526624635	6117P4SL5	MONT BLANC CAPITAL CORP	05/20/2025	0.000	32,671,000.00	32,595,475.54	32,531,875.99	32,585,176.88
1540268822	6117P4T26	MONT BLANC CAPITAL CORP	06/02/2025	0.000	40,000,000.00	39,844,266.66	39,834,533.33	39,844,266.80
1537059259	6117P4SP6	MONT BLANC CAPITAL CORP	05/23/2025	0.000	18,185,000.00	18,136,213.69	18,122,908.33	18,130,359.35
1534369047	6117P4SL5	MONT BLANC CAPITAL CORP	05/20/2025	0.000	11,829,000.00	11,801,530.43	11,788,518.53	11,797,926.52
1534369049	6117P4SL5	MONT BLANC CAPITAL CORP	05/20/2025	0.000	50,000,000.00	49,883,888.89	49,828,888.89	49,868,655.50
1501304384	6117P4UF5	MONT BLANC CAPITAL CORP	07/15/2025	0.000	50,000,000.00	49,550,000.00	49,256,000.00	49,532,692.50
1484971772	6117P4TH3	MONT BLANC CAPITAL CORP	06/17/2025	0.000	50,000,000.00	49,715,388.89	49,285,444.44	49,698,312.00
1526624629	6117P4SL5	MONT BLANC CAPITAL CORP	05/20/2025	0.000	50,000,000.00	49,884,416.66	49,787,083.33	49,868,655.50
1483061322	6117P4TG5	MONT BLANC CAPITAL CORP	06/16/2025	0.000	50,000,000.00	49,720,805.56	49,283,805.56	49,702,356.00
1460490028	6117P4SF8	MONT BLANC CAPITAL CORP	05/15/2025	0.000	46,994,000.00	46,914,136.31	46,315,158.62	46,900,042.55
1464331363	6117P4TG5	MONT BLANC CAPITAL CORP	06/16/2025	0.000	28,978,000.00	28,515,449.52	28,462,078.91	28,805,497.44
1526656143	63873JV83	NATIXIS	08/11/2025	0.000	50,000,000.00	49,397,916.67	49,279,861.11	49,380,714.50
1526656144	63873JV83	NATIXIS	08/11/2025	0.000	50,000,000.00	49,397,916.67	49,279,861.11	49,380,714.50
1476052579	63873JS76	NATIXIS	05/07/2025	0.000	50,000,000.00	49,963,916.67	49,452,736.11	49,951,889.00
1493909702	63873JT26	NATIXIS	06/02/2025	0.000	50,000,000.00	49,808,444.44	49,455,263.89	49,792,025.50
1495658082	63873JT26	NATIXIS	06/02/2025	0.000	50,000,000.00	49,809,333.33	49,463,750.00	49,792,025.50
1481298405	63873JSL5	NATIXIS	05/20/2025	0.000	50,000,000.00	49,885,472.22	49,427,361.11	49,869,855.00
1477640205	63873JS84	NATIXIS	05/08/2025	0.000	50,000,000.00	49,957,902.78	49,458,750.00	49,945,273.50
1480025635	63873JSK7	NATIXIS	05/19/2025	0.000	50,000,000.00	49,891,500.00	49,421,333.33	49,876,000.00
1475387247	63873JS50	NATIXIS	05/05/2025	0.000	50,000,000.00	49,975,944.44	49,458,750.00	49,965,635.00
1528840934	63873JVF4	NATIXIS	08/15/2025	0.000	50,000,000.00	49,366,944.45	49,271,388.89	49,349,521.00
1498284883	63873JTS9	NATIXIS	06/05/2025	0.000	50,000,000.00	49,790,972.22	49,462,500.00	49,774,470.00
1479404220	63873JSE1	NATIXIS	05/14/2025	0.000	50,000,000.00	49,921,458.33	49,444,166.67	49,906,732.00
1524069799	63873JV64	NATIXIS	08/06/2025	0.000	50,000,000.00	49,427,430.56	49,291,666.67	49,410,253.50
1524069821	63873JV64	NATIXIS	08/06/2025	0.000	50,000,000.00	49,427,430.56	49,291,666.67	49,410,253.50
1475387248	63873JS92	NATIXIS	05/09/2025	0.000	50,000,000.00	49,951,888.89	49,434,694.44	49,938,767.50
1528840929	63873JVF4	NATIXIS	08/15/2025	0.000	50,000,000.00	49,366,944.45	49,271,388.89	49,349,521.00
1476983946	63873JS27	NATIXIS	05/02/2025	0.000	50,000,000.00	49,993,986.11	49,488,819.44	49,989,475.50
1522972742	67983TU79	OLD LINE FUNDING, LLC	07/07/2025	0.000	50,000,000.00	49,602,652.78	49,466,250.00	49,585,623.50
1525747968	67983TTV6	OLD LINE FUNDING, LLC	06/30/2025	0.000	50,000,000.00	49,645,000.00	49,520,750.00	49,628,095.00
1524842578	67983TU95	OLD LINE FUNDING, LLC	07/09/2025	0.000	50,000,000.00	49,590,791.66	49,460,319.44	49,573,741.50
1510401248	67983TTP1	OLD LINE FUNDING, LLC	06/23/2025	0.000	50,000,000.00	49,682,000.00	49,460,000.00	49,664,964.50
1476065581	67983TS72	OLD LINE FUNDING, LLC	05/07/2025	0.000	50,000,000.00	49,964,083.33	49,467,236.11	49,952,111.00
1475387251	67983TS56	OLD LINE FUNDING, LLC	05/05/2025	0.000	50,000,000.00	49,976,000.00	49,460,000.00	49,965,714.50
1510401252	67983TTH9	OLD LINE FUNDING, LLC	06/17/2025	0.000	37,600,000.00	37,387,936.00	37,220,992.00	37,375,212.16
1522972758	67983TU79	OLD LINE FUNDING, LLC	07/07/2025	0.000	50,000,000.00	49,662,652.78	49,466,250.00	49,585,623.50
1470804420	67983TS23	OLD LINE FUNDING, LLC	05/02/2025	0.000	50,000,000.00	49,994,027.78	49,474,444.44	49,989,548.50
1525747952	67983TUE4	OLD LINE FUNDING, LLC	07/14/2025	0.000	50,000,000.00	49,662,166.67	49,437,916.67	49,545,108.00
1484977340	67983TSL1	OLD LINE FUNDING, LLC	05/20/2025	0.000	50,000,000.00	49,885,472.22	49,487,638.89	49,869,855.00
1525747967	67983TUE4	OLD LINE FUNDING, LLC	07/14/2025	0.000	50,000,000.00	49,562,166.67	49,437,916.67	49,545,108.00
1476983950	67983TS98	OLD LINE FUNDING, LLC	05/09/2025	0.000	50,000,000.00	49,952,000.00	49,472,000.00	49,938,909.00
1524842592	67983TU95	OLD LINE FUNDING, LLC	07/09/2025	0.000	50,000,000.00	49,590,791.66	49,460,319.44	49,573,741.50
1493909697	67983TS98	OLD LINE FUNDING, LLC	05/09/2025	0.000	50,000,000.00	49,951,777.78	49,602,166.67	49,938,909.00
1528853689	67983TUG9	OLD LINE FUNDING, LLC	07/16/2025	0.000	50,000,000.00	49,546,111.11	49,462,500.00	49,528,875.00
1479412606	67983TSE7	OLD LINE FUNDING, LLC	05/14/2025	0.000	50,000,000.00	49,921,638.89	49,457,500.00	49,906,946.00
1505913156	71344TT28	PEPSICO, INC.	06/02/2025	0.000	50,000,000.00	49,810,666.67	49,550,333.33	49,794,438.00
1522972753	71344TUM2	PEPSICO, INC.	07/21/2025	0.000	50,000,000.00	49,542,125.00	49,406,458.33	49,525,772.50
1536180396	71344TUW0	PEPSICO, INC.	07/30/2025	0.000	50,000,000.00	49,475,000.00	49,434,166.67	49,458,064.50
1504088493	71344TT69	PEPSICO, INC.	06/08/2025	0.000	50,000,000.00	49,787,000.00	49,520,750.00	49,770,615.50
1534369048	71344TUW0	PEPSICO, INC.	07/30/2025	0.000	50,000,000.00	49,475,000.00	49,422,500.00	49,458,064.50
1524069816	71344TUP5	PEPSICO, INC.	07/23/2025	0.000	50,000,000.00	49,515,833.34	49,381,666.67	49,498,944.00
1524069773	71344TUP5	PEPSICO, INC.	07/23/2025	0.000	50,000,000.00	49,515,833.34	49,381,666.67	49,498,944.00
1505913153	71344TT28	PEPSICO, INC.	06/02/2025	0.000	50,000,000.00	49,810,666.67	49,550,333.33	49,794,438.00
1504085230	71344TT28	PEPSICO, INC.	06/02/2025	0.000	50,000,000.00	49,810,666.67	49,544,416.67	49,794,438.00
1527581893	71344TUU4	PEPSICO, INC.	07/28/2025	0.000	50,000,000.00	49,481,777.78	49,381,666.67	49,464,693.50
1531734847	71344TUX8	PEPSICO, INC.	07/31/2025	0.000	50,000,000.00	49,464,111.11	49,381,666.67	49,452,225.00
1535424896	71344TUX8	PEPSICO, INC.	07/31/2025	0.000	50,000,000.00	49,469,166.66	49,428,333.33	49,452,225.00
1534369059	71344TUW0	PEPSICO, INC.	07/30/2025	0.000	23,758,500.00	22,758,500.00	22,734,350.00	22,750,709.67
1525747955	71344TUF7	PEPSICO, INC.	07/15/2025	0.000	50,000,000.00	49,562,500.00	49,440,000.00	49,545,673.00
1458663310	71344TU75	PEPSICO, INC.	07/07/2025	0.000	50,000,000.00	49,606,375.00	49,971,875.00	49,589,505.50
1528849538	71344TUX8	PEPSICO, INC.	07/31/2025	0.000	50,000,000.00	49,464,111.11	49,369,888.89	49,452,225.00
1535424893	71344TUX8	PEPSICO, INC.	07/31/2025	0.000	50,000,000.00	49,469,166.66	49,428,333.33	49,452,225.00
1460488424	71344TU75	PEPSICO, INC.	07/07/2025	0.000	50,000,000.00	49,609,166.67	48,990,833.33	49,589,505.50
1496597145	82124LT51	SHEFFIELD RECEIVABLES COMPANY LLC	06/05/2025	0.000	50,000,000.00	49,788,055.55	49,448,944.44	49,771,323.00
1478626343	82124LSG8	SHEFFIELD RECEIVABLES COMPANY LLC	05/16/2025	0.000	50,000,000.00	49,908,958.33	49,423,042.78	49,894,271.00
1499409595	82124LSF0	SHEFFIELD RECEIVABLES COMPANY LLC	05/15/2025	0.000	50,000,000.00	49,915,222.22	49,606,388.89	49,900,261.50
1515410926	82124LTJ1	SHEFFIELD RECEIVABLES COMPANY LLC	06/18/2025	0.000	50,000,000.00	49,709,333.33	49,521,611.11	49,692,235.50
1509455966	82124LTG7	SHEFFIELD RECEIVABLES COMPANY LLC	06/16/2025	0.000	50,000,000.00	49,722,083.33	49,492,500.00	49,705,068.00

LOS ANGELES COUNTY TREASURER  
TREASURER PORTFOLIO COMPARED TO MARKET VALUE  
FOR THE PERIOD: APRIL 1, 2025 TO APRIL 30, 2025  
FUND: POOLED SURPLUS INVESTMENTS  
ATTACHMENT X

Security ID	CUSIP	Description	Final Maturity	Face Rate	PAR	Amortized Cost	Historical Cost	Market Value
1478626336	82124LSC7	SHEFFIELD RECEIVABLES COMPANY LLC	05/12/2025	0.000	50,000,000.00	49,933,083.33	49,446,416.67	49,918,744.00
1530676661	82124LUF7	SHEFFIELD RECEIVABLES COMPANY LLC	07/15/2025	0.000	50,000,000.00	49,538,541.67	49,446,250.00	49,520,793.50
1521708891	82124LT69	SHEFFIELD RECEIVABLES COMPANY LLC	06/06/2025	0.000	50,000,000.00	49,783,500.00	49,639,166.67	49,765,769.00
1502131527	82124LSG8	SHEFFIELD RECEIVABLES COMPANY LLC	05/16/2025	0.000	50,000,000.00	49,909,375.00	49,613,333.33	49,894,271.00
1476052584	82124LS78	SHEFFIELD RECEIVABLES COMPANY LLC	05/07/2025	0.000	50,000,000.00	49,963,750.00	49,450,208.33	49,951,666.50
1484971763	82124LSL7	SHEFFIELD RECEIVABLES COMPANY LLC	05/20/2025	0.000	50,000,000.00	49,884,680.56	49,453,750.00	49,868,955.00
1477642170	82124LS29	SHEFFIELD RECEIVABLES COMPANY LLC	05/02/2025	0.000	50,000,000.00	49,993,944.44	49,491,333.33	49,989,403.00
1478626337	82124LSC7	SHEFFIELD RECEIVABLES COMPANY LLC	05/12/2025	0.000	25,000,000.00	24,966,541.67	24,723,208.33	24,959,372.00
1499409592	82124LSF0	SHEFFIELD RECEIVABLES COMPANY LLC	05/15/2025	0.000	50,000,000.00	49,915,222.22	49,606,388.89	49,900,261.50
1535442107	82124LUQ3	SHEFFIELD RECEIVABLES COMPANY LLC	07/24/2025	0.000	50,000,000.00	49,487,833.34	49,439,055.56	49,470,172.50
1524830861	82124LU75	SHEFFIELD RECEIVABLES COMPANY LLC	07/07/2025	0.000	50,000,000.00	49,596,138.89	49,463,527.78	49,583,682.50
1514229888	82124LU26	SHEFFIELD RECEIVABLES COMPANY LLC	07/02/2025	0.000	50,000,000.00	49,625,416.67	49,420,000.00	49,608,128.00
1531734841	82124LUJ9	SHEFFIELD RECEIVABLES COMPANY LLC	07/18/2025	0.000	50,000,000.00	49,522,250.00	49,436,500.00	49,504,555.50
1491852484	82124LT28	SHEFFIELD RECEIVABLES COMPANY LLC	06/02/2025	0.000	50,000,000.00	49,806,222.22	49,430,777.78	49,789,612.50
1496620215	82124LT69	SHEFFIELD RECEIVABLES COMPANY LLC	06/06/2025	0.000	50,000,000.00	49,782,500.00	49,438,125.00	49,765,769.00
1541252026	82124LTP7	SHEFFIELD RECEIVABLES COMPANY LLC	06/23/2025	0.000	50,000,000.00	49,677,583.33	49,671,500.00	49,662,637.50
1507654509	19121ASU6	THE COCA-COLA COMPANY	05/28/2025	0.000	50,000,000.00	49,838,937.50	49,588,395.83	49,822,831.50
1525747964	19121AU7	THE COCA-COLA COMPANY	07/10/2025	0.000	50,000,000.00	49,581,944.45	49,456,527.78	49,564,764.00
1519664127	19121AS93	THE COCA-COLA COMPANY	05/09/2025	0.000	50,000,000.00	49,952,000.00	49,778,000.00	49,938,909.00
1497371057	19121ATP6	THE COCA-COLA COMPANY	06/23/2025	0.000	50,000,000.00	49,687,888.89	49,358,111.11	49,671,168.50
1520670934	19121AT43	THE COCA-COLA COMPANY	06/04/2025	0.000	50,000,000.00	49,796,472.22	49,652,805.56	49,779,970.00
1525747958	19121AU7	THE COCA-COLA COMPANY	07/10/2025	0.000	50,000,000.00	49,581,944.45	49,456,527.78	49,564,764.00
1499409593	19121AS69	THE COCA-COLA COMPANY	05/06/2025	0.000	50,000,000.00	49,970,312.50	49,667,500.00	49,959,179.50
1502131517	19121ASM4	THE COCA-COLA COMPANY	05/21/2025	0.000	50,000,000.00	49,881,388.89	49,590,791.67	49,865,918.00
1520670930	19121AT43	THE COCA-COLA COMPANY	06/04/2025	0.000	50,000,000.00	49,796,472.22	49,652,805.56	49,779,970.00
1500449805	19121AT92	THE COCA-COLA COMPANY	06/09/2025	0.000	23,195,000.00	23,088,206.35	22,954,029.72	23,080,578.14
1498284879	19123CSK2	THE COCA-COLA COMPANY	05/19/2025	0.000	50,000,000.00	49,893,000.00	49,566,055.56	49,877,714.50
1519664130	19121AS93	THE COCA-COLA COMPANY	05/09/2025	0.000	50,000,000.00	49,952,000.00	49,778,000.00	49,938,909.00
1500449799	19121AT92	THE COCA-COLA COMPANY	06/09/2025	0.000	50,000,000.00	49,769,791.67	49,480,555.56	49,753,348.00
1526624631	19121AU90	THE COCA-COLA COMPANY	07/09/2025	0.000	50,000,000.00	49,590,791.67	49,472,180.56	49,568,750.00
1500449806	19121AT92	THE COCA-COLA COMPANY	06/09/2025	0.000	50,000,000.00	49,769,791.67	49,480,555.56	49,753,348.00
1498284884	19123CSE6	THE COCA-COLA COMPANY	05/14/2025	0.000	50,000,000.00	49,922,902.78	49,596,722.22	49,908,447.00
1524842583	19121AU90	THE COCA-COLA COMPANY	07/09/2025	0.000	50,000,000.00	49,586,000.00	49,454,000.00	49,568,750.00
1524842596	19121AU90	THE COCA-COLA COMPANY	07/09/2025	0.000	50,000,000.00	49,586,000.00	49,454,000.00	49,568,750.00
1502131520	19121ASM4	THE COCA-COLA COMPANY	05/21/2025	0.000	50,000,000.00	49,881,388.89	49,590,791.67	49,865,918.00
1507654511	19121ASU6	THE COCA-COLA COMPANY	05/28/2025	0.000	50,000,000.00	49,838,937.50	49,588,395.83	49,822,831.50
1524830855	74271TT94	THE PROCTER & GAMBLE COMPANY	06/09/2025	0.000	38,000,000.00	37,822,571.67	37,722,483.89	37,809,898.16
1522972743	74271TT60	THE PROCTER & GAMBLE COMPANY	06/06/2025	0.000	50,000,000.00	49,785,000.00	49,641,666.67	49,768,461.50
1528840935	74271TTC7	THE PROCTER & GAMBLE COMPANY	06/12/2025	0.000	50,000,000.00	49,745,083.33	49,647,972.22	49,728,089.00
1528840931	74271TTC7	THE PROCTER & GAMBLE COMPANY	06/12/2025	0.000	19,913,000.00	19,811,476.89	19,772,801.42	19,804,708.73
1534369056	89119AU22	THE TORONTO-DOMINION BANK	07/02/2025	0.000	50,000,000.00	49,621,111.11	49,566,111.11	49,603,624.00
1530675696	89119ATR9	THE TORONTO-DOMINION BANK	06/25/2025	0.000	50,000,000.00	49,670,000.00	49,580,000.00	49,652,931.00
1534369045	89119AU22	THE TORONTO-DOMINION BANK	07/02/2025	0.000	50,000,000.00	49,621,111.11	49,566,111.11	49,603,624.00
1509455953	89119ATR9	THE TORONTO-DOMINION BANK	06/25/2025	0.000	50,000,000.00	49,672,291.67	49,445,875.00	49,652,931.00
1530675697	89119ATR9	THE TORONTO-DOMINION BANK	06/25/2025	0.000	50,000,000.00	49,670,000.00	49,580,000.00	49,652,931.00
1505913152	89119ATH1	THE TORONTO-DOMINION BANK	06/17/2025	0.000	50,000,000.00	49,718,000.00	49,454,000.00	49,701,080.00
1506830692	89119ATL2	THE TORONTO-DOMINION BANK	06/20/2025	0.000	50,000,000.00	49,700,000.00	49,442,000.00	49,683,019.00
1519664120	89119AS74	THE TORONTO-DOMINION BANK	05/07/2025	0.000	50,000,000.00	49,964,000.00	49,790,000.00	49,951,889.00
1504085232	89119ATC2	THE TORONTO-DOMINION BANK	06/12/2025	0.000	50,000,000.00	49,748,583.33	49,479,208.33	49,731,822.00
1505913155	89119ATH1	THE TORONTO-DOMINION BANK	06/17/2025	0.000	50,000,000.00	49,718,000.00	49,454,000.00	49,701,080.00
1517717431	89119AT65	THE TORONTO-DOMINION BANK	06/06/2025	0.000	50,000,000.00	49,784,000.00	49,604,000.00	49,767,384.50
1509455958	89119ATR9	THE TORONTO-DOMINION BANK	06/25/2025	0.000	50,000,000.00	49,672,291.67	49,445,875.00	49,652,931.00
1515414839	89119AS74	THE TORONTO-DOMINION BANK	05/07/2025	0.000	50,000,000.00	49,963,916.67	49,777,486.11	49,951,889.00
1533034159	88602TUM3	THUNDER BAY FUNDING, LLC	07/21/2025	0.000	50,000,000.00	49,516,250.00	49,468,472.22	49,498,973.00
1533034157	88602TUM3	THUNDER BAY FUNDING, LLC	07/21/2025	0.000	50,000,000.00	49,516,250.00	49,468,472.22	49,498,973.00
1536182351	88602TUU5	THUNDER BAY FUNDING, LLC	07/28/2025	0.000	50,000,000.00	49,474,444.45	49,456,527.78	49,474,444.50
1499409591	88602TB9	THUNDER BAY FUNDING, LLC	06/11/2025	0.000	50,000,000.00	49,754,569.45	49,443,291.67	49,737,835.50
1528849541	88602TUF8	THUNDER BAY FUNDING, LLC	07/15/2025	0.000	50,000,000.00	49,552,083.34	49,456,527.78	49,534,856.00
1480669484	88602TS87	THUNDER BAY FUNDING, LLC	05/08/2025	0.000	50,000,000.00	49,948,000.00	49,496,000.00	49,945,800.00
1524842580	88602TUA9	THUNDER BAY FUNDING, LLC	07/10/2025	0.000	50,000,000.00	49,584,861.11	49,460,319.44	49,567,800.50
1496597148	88602TTS2	THUNDER BAY FUNDING, LLC	06/05/2025	0.000	50,000,000.00	49,790,486.11	49,461,250.00	49,773,945.50
1512374011	88602TTA1	THUNDER BAY FUNDING, LLC	06/10/2025	0.000	50,000,000.00	49,760,555.56	49,551,041.67	49,743,850.00
1521708895	88602TJ35	THUNDER BAY FUNDING, LLC	07/03/2025	0.000	50,000,000.00	49,627,250.00	49,467,500.00	49,610,307.00
1493909703	88602TS95	THUNDER BAY FUNDING, LLC	05/09/2025	0.000	30,000,000.00	29,971,133.33	29,758,241.67	29,963,260.50
1536182352	88602TUU5	THUNDER BAY FUNDING, LLC	07/28/2025	0.000	50,000,000.00	49,474,444.45	49,456,527.78	49,474,444.50
1524842588	88602TUA9	THUNDER BAY FUNDING, LLC	07/10/2025	0.000	50,000,000.00	49,584,861.11	49,460,319.44	49,567,800.50
1506830701	88602TH6	THUNDER BAY FUNDING, LLC	06/17/2025	0.000	50,000,000.00	49,718,000.00	49,466,000.00	49,701,080.00
1507654504	88602TDS	THUNDER BAY FUNDING, LLC	06/13/2025	0.000	50,000,000.00	49,742,000.00	49,514,000.00	49,725,174.00
1521708888	88602TU35	THUNDER BAY FUNDING, LLC	07/03/2025	0.000	10,000,000.00	9,925,450.00	9,893,500.00	9,922,061.40
1507654502	88602TDS	THUNDER BAY FUNDING, LLC	06/13/2025	0.000	50,000,000.00	49,742,000.00	49,514,000.00	49,725,174.00
1480025633	88602TS79	THUNDER BAY FUNDING, LLC	05/07/2025	0.000	50,000,000.00	49,964,000.00	49,496,000.00	49,952,000.00
1478630000	88602TSD6	THUNDER BAY FUNDING, LLC	05/13/2025	0.000	50,000,000.00	49,928,000.00	49,460,000.00	49,913,600.00
1499409594	88602TB9	THUNDER BAY FUNDING, LLC	06/11/2025	0.000	50,000,000.00	49,754,569.45	49,443,291.67	49,737,835.50
1500449808	88602TTA1	THUNDER BAY FUNDING, LLC	06/10/2025	0.000	50,000,000.00	49,760,555.56	49,555,263.89	49,743,850.00
1484977338	88602TSM6	THUNDER BAY FUNDING, LLC	05/21/2025	0.000	50,000,000.00	49,879,444.44	49,463,527.78	49,863,720.00
1528849540	88602TUF8	THUNDER BAY FUNDING, LLC	07/15/2025	0.000	50,000,000.00	49,552,083.34	49,456,527.78	49,534,856.00
1452156947	89233GT22	TOYOTA MOTOR CREDIT CORPORATION	06/02/2025	0.000	50,000,000.00	49,806,666.67	49,087,708.33	49,790,095.00
1534369046	89233GX35	TOYOTA MOTOR CREDIT CORPORATION	10/03/2025	0.000	50,000,000.00	49,061,388.88	49,012,944.44	49,043,567.00
1517717434	89233GU87	TOYOTA MOTOR CREDIT CORPORATION	07/08/2025	0.000	50,000,000.00	49,592,000.00	49,424,000.00	49,574,760.50
1524069812	89233GX76	TOYOTA MOTOR CREDIT CORPORATION	10/07/2025	0.000	50,000,000.00	49,068,083.34	48,933,277.78	49,050,825.50
1452156938	89233GT22	TOYOTA MOTOR CREDIT CORPORATION	06/02/2025	0.000	50,000,000.00	49,806,666.67	49,087,708.33	49,790,095.00
1524069817	89233GX76	TOYOTA MOTOR CREDIT CORPORATION	10/07/2025	0.000	50,000,000.00	49,068,083.34	48,933,277.78	49,050,825.50
1534369044	89233GX35	TOYOTA MOTOR CREDIT CORPORATION	10/03/2025	0.000	50,000,000.00	49,061,388.88	49,012,944.44	49,043,567.00
1478626346	89233GT44	TOYOTA MOTOR CREDIT CORPORATION	06/10/2025	0.000	50,000,000.00	49,757,222.22	49,271,666.67	49,740,284.00
1517717433	89233GU87	TOYOTA MOTOR CREDIT CORPORATION	07/08/2025	0.000	50,000,000.00	49,592,000.00	49,424,000.00	49,574,760.50

LOS ANGELES COUNTY TREASURER  
 TREASURER PORTFOLIO COMPARED TO MARKET VALUE  
 FOR THE PERIOD: APRIL 1, 2025 TO APRIL 30, 2025  
 FUND: POOLED SURPLUS INVESTMENTS  
 ATTACHMENT X

Security ID	CUSIP	Description	Final Maturity	Face Rate	PAR	Amortized Cost	Historical Cost	Market Value
1520670932	90477DTH9	UNILEVER CAPITAL CORPORATION	06/17/2025	0.000	40,000,000.00	39,774,400.00	39,640,000.00	39,760,864.00
1540278057	90477DU87	UNILEVER CAPITAL CORPORATION	07/08/2025	0.000	50,000,000.00	49,589,166.67	49,583,125.00	49,578,700.00
1509455955	90477DSF4	UNILEVER CAPITAL CORPORATION	05/15/2025	0.000	20,500,000.00	20,465,400.56	20,371,487.78	20,459,294.79
1513431844	90477DT30	UNILEVER CAPITAL CORPORATION	06/03/2025	0.000	50,000,000.00	49,801,541.67	49,591,055.56	49,782,521.00
1521708898	90477DT97	UNILEVER CAPITAL CORPORATION	06/09/2025	0.000	50,000,000.00	49,766,000.00	49,604,000.00	49,748,705.50
1525747960	90477DTW6	UNILEVER CAPITAL CORPORATION	06/30/2025	0.000	50,000,000.00	49,635,833.33	49,508,375.00	49,618,492.00
1525747965	90477DTW6	UNILEVER CAPITAL CORPORATION	06/30/2025	0.000	41,000,000.00	40,702,066.67	40,597,790.00	40,687,163.44
1508638404	90477DS80	UNILEVER CAPITAL CORPORATION	05/08/2025	0.000	30,850,000.00	30,823,906.04	30,682,253.13	30,816,077.96
1520670936	90477DT97	UNILEVER CAPITAL CORPORATION	06/09/2025	0.000	40,000,000.00	39,812,366.67	39,677,655.56	39,798,964.40
1521708889	90477DT97	UNILEVER CAPITAL CORPORATION	06/09/2025	0.000	21,700,000.00	21,598,444.00	21,528,136.00	21,590,938.19
1540278058	90477DU87	UNILEVER CAPITAL CORPORATION	07/08/2025	0.000	17,700,000.00	17,554,565.00	17,552,426.25	17,550,859.80
1530675698	90477DT30	UNILEVER CAPITAL CORPORATION	06/03/2025	0.000	10,000,000.00	9,959,850.00	9,941,600.00	9,956,504.20
1508638406	90477DS80	UNILEVER CAPITAL CORPORATION	05/08/2025	0.000	50,000,000.00	49,957,708.33	49,728,125.00	49,945,021.00
<b>CPD TOTAL</b>					<b>19,114,793,000.00</b>	<b>19,099,380,902.14</b>	<b>18,905,816,932.24</b>	<b>19,004,362,818.11</b>
1052207560	LACCAL20230614	LAC-CAL BAN	06/30/2025	7.500	5,000,000.00	5,000,000.00	5,000,000.00	5,000,000.00
1485044396	LACCAL20250219	LAC-CAL BAN	06/30/2027	4.875	5,000,000.00	5,000,000.00	5,000,000.00	5,000,000.00
1215324857	LACCAL20240229	LAC-CAL BAN	06/30/2026	4.779	10,000,000.00	10,000,000.00	10,000,000.00	10,000,000.00
1441083733	LACCAL20241218	LAC-CAL BAN	06/30/2027	4.779	5,000,000.00	5,000,000.00	5,000,000.00	5,000,000.00
1318200749	LACCAL20240716	LAC-CAL BAN	06/30/2027	4.779	5,000,000.00	5,000,000.00	5,000,000.00	5,000,000.00
1535477005	LACCAL20250423	LAC-CAL BAN	06/30/2027	4.703	5,000,000.00	5,000,000.00	5,000,000.00	5,000,000.00
<b>LACCALBANS TOTAL</b>					<b>35,000,000.00</b>	<b>35,000,000.00</b>	<b>35,000,000.00</b>	<b>35,000,000.00</b>
1307818801	SHRODE20240702	SHRODE AVE	09/02/2044	4.750	282,408.02	282,408.02	282,408.02	282,408.02
<b>LA COUNTY REFUNDING BDN TOTAL</b>					<b>282,408.02</b>	<b>282,408.02</b>	<b>282,408.02</b>	<b>282,408.02</b>
<b>CA MUNI BDN TOTAL</b>					<b>35,282,408.02</b>	<b>35,282,408.02</b>	<b>35,282,408.02</b>	<b>35,282,408.02</b>
1469416627	912797P0	UNITED STATES TREASURY	05/20/2025	0.000	50,000,000.00	49,889,826.39	49,356,354.17	49,888,243.00
1514229894	912797P24	UNITED STATES TREASURY	07/08/2025	0.000	50,000,000.00	49,606,638.89	49,409,958.33	49,604,726.50
1515410924	912797P24	UNITED STATES TREASURY	07/08/2025	0.000	50,000,000.00	49,606,072.22	49,426,487.50	49,604,726.50
1522972744	912797NX1	UNITED STATES TREASURY	07/03/2025	0.000	28,030,403.07	27,830,403.07	27,752,842.34	27,828,195.40
1512374025	912797LN5	UNITED STATES TREASURY	06/12/2025	0.000	50,000,000.00	49,757,041.67	49,548,791.67	49,753,139.00
1493909730	912797NN3	UNITED STATES TREASURY	05/29/2025	0.000	50,000,000.00	49,837,444.45	49,494,916.67	49,835,896.50
1520670924	912797NV5	UNITED STATES TREASURY	06/20/2025	0.000	50,000,000.00	49,710,069.44	49,547,708.33	49,707,048.50
1527581892	912797PG6	UNITED STATES TREASURY	07/31/2025	0.000	50,000,000.00	49,470,430.56	49,371,500.00	49,472,958.50
1522972759	912797PS0	UNITED STATES TREASURY	06/17/2025	0.000	50,000,000.00	49,731,055.55	49,593,722.22	49,724,528.00
1462061926	912797PH4	UNITED STATES TREASURY	05/13/2025	0.000	50,000,000.00	49,930,250.00	49,319,937.50	49,929,750.00
1526624625	912797PG6	UNITED STATES TREASURY	07/31/2025	0.000	50,000,000.00	49,471,062.50	49,354,812.50	49,472,958.50
1524069803	912797QA8	UNITED STATES TREASURY	07/15/2025	0.000	50,000,000.00	49,565,625.00	49,432,416.67	49,563,646.00
1533029727	912797QJ9	UNITED STATES TREASURY	08/12/2025	0.000	50,000,000.00	49,399,166.66	49,340,833.33	49,399,989.00
1539046009	912797QK6	UNITED STATES TREASURY	08/19/2025	0.000	50,000,000.00	49,361,388.89	49,343,972.22	49,359,479.00
1541252031	912797PF8	UNITED STATES TREASURY	07/24/2025	0.000	50,000,000.00	49,512,916.67	49,507,118.06	49,513,543.50
1459582613	912797PH4	UNITED STATES TREASURY	05/13/2025	0.000	50,000,000.00	49,309,166.67	49,307,486.11	49,929,750.00
1470798345	912797P0	UNITED STATES TREASURY	05/20/2025	0.000	50,000,000.00	49,889,958.33	49,362,916.67	49,888,243.00
1452156951	912797ND5	UNITED STATES TREASURY	05/01/2025	0.000	50,000,000.00	50,000,000.00	49,322,361.11	50,000,000.00
1513431836	912797P0	UNITED STATES TREASURY	05/20/2025	0.000	50,000,000.00	49,889,166.67	49,685,000.00	49,888,243.00
1524069777	912797PE1	UNITED STATES TREASURY	07/17/2025	0.000	50,000,000.00	49,555,111.11	49,422,222.22	49,552,812.00
1485713900	912797NM5	UNITED STATES TREASURY	05/22/2025	0.000	50,000,000.00	49,877,645.83	49,469,798.61	49,876,251.50
1512374012	912797NV5	UNITED STATES TREASURY	06/20/2025	0.000	50,000,000.00	49,710,416.67	49,501,916.67	49,707,048.50
1467468512	912797P0	UNITED STATES TREASURY	05/20/2025	0.000	50,000,000.00	49,889,562.50	49,343,187.50	49,888,243.00
1527581890	912797PG6	UNITED STATES TREASURY	07/31/2025	0.000	50,000,000.00	49,470,430.56	49,371,500.00	49,472,958.50
1540268821	912797QK6	UNITED STATES TREASURY	08/19/2025	0.000	50,000,000.00	49,361,083.34	49,349,466.67	49,359,479.00
1524830868	912797QA8	UNITED STATES TREASURY	07/15/2025	0.000	50,000,000.00	49,566,666.67	49,439,555.56	49,563,646.00
1506830691	912797PL5	UNITED STATES TREASURY	06/03/2025	0.000	50,000,000.00	49,808,645.84	49,559,305.56	49,806,648.50
1480669483	912797P0	UNITED STATES TREASURY	05/20/2025	0.000	50,000,000.00	49,889,430.55	49,441,333.33	49,888,243.00
1524069790	912797QH3	UNITED STATES TREASURY	08/05/2025	0.000	50,000,000.00	49,442,666.67	49,309,138.89	49,442,666.50
1533029725	912797PG6	UNITED STATES TREASURY	07/31/2025	0.000	50,000,000.00	49,471,062.50	49,412,937.50	49,472,958.50
1526624623	912797PG6	UNITED STATES TREASURY	07/31/2025	0.000	50,000,000.00	49,471,062.50	49,354,812.50	49,472,958.50
1525747966	912797QH3	UNITED STATES TREASURY	08/05/2025	0.000	50,000,000.00	49,440,666.67	49,318,312.50	49,442,666.50
1459582615	912797PH4	UNITED STATES TREASURY	05/13/2025	0.000	50,000,000.00	49,309,166.67	49,307,486.11	49,929,750.00
1475387258	912797LB1	UNITED STATES TREASURY	05/15/2025	0.000	50,000,000.00	49,919,013.89	49,421,527.78	49,918,041.50
1526624621	912797PN1	UNITED STATES TREASURY	08/14/2025	0.000	50,000,000.00	49,393,333.34	49,277,777.78	49,390,526.00
1528840936	912797QJ9	UNITED STATES TREASURY	08/12/2025	0.000	38,847,000.00	38,381,855.73	38,309,600.31	38,380,827.45
1476052583	912797P0	UNITED STATES TREASURY	05/20/2025	0.000	39,806,000.00	39,718,078.50	39,324,745.46	39,717,028.02
1524069807	912797PU5	UNITED STATES TREASURY	07/01/2025	0.000	50,000,000.00	49,649,250.00	49,517,000.00	49,643,171.00
1525747951	912797QH3	UNITED STATES TREASURY	08/05/2025	0.000	50,000,000.00	49,440,666.67	49,318,312.50	49,442,666.50
1524830859	912797QH3	UNITED STATES TREASURY	08/05/2025	0.000	50,000,000.00	49,441,333.34	49,313,305.56	49,442,666.50
1526624636	912797QH3	UNITED STATES TREASURY	08/05/2025	0.000	50,000,000.00	49,440,000.00	49,323,333.33	49,442,666.50
1524069820	912797LV5	UNITED STATES TREASURY	07/10/2025	0.000	50,000,000.00	49,593,611.11	49,460,083.33	49,592,133.50
1508624111	912797PR2	UNITED STATES TREASURY	06/10/2025	0.000	50,000,000.00	49,768,611.11	49,531,437.50	49,765,618.00
1537059255	912797PF8	UNITED STATES TREASURY	07/24/2025	0.000	50,000,000.00	49,511,983.33	49,477,125.00	49,513,543.50
1524069792	912797PU5	UNITED STATES TREASURY	07/01/2025	0.000	50,000,000.00	49,647,047.22	49,513,966.67	49,643,171.00
1522972755	912797NX1	UNITED STATES TREASURY	07/03/2025	0.000	50,000,000.00	49,636,875.00	49,498,541.67	49,632,937.50
1466074726	912797P0	UNITED STATES TREASURY	05/20/2025	0.000	50,000,000.00	49,889,562.50	49,319,937.50	49,888,243.00
1466074728	912797P0	UNITED STATES TREASURY	05/20/2025	0.000	50,000,000.00	49,889,562.50	49,319,937.50	49,888,243.00
1539046026	912797MG9	UNITED STATES TREASURY	08/07/2025	0.000	41,817,000.00	41,342,307.36	41,327,775.95	41,340,969.91
1524069809	912797PU5	UNITED STATES TREASURY	07/01/2025	0.000	50,000,000.00	49,649,250.00	49,517,000.00	49,643,171.00
1517717437	912797PU5	UNITED STATES TREASURY	07/01/2025	0.000	50,000,000.00	49,646,708.33	49,472,958.33	49,643,171.00
1470798349	912797ND5	UNITED STATES TREASURY	05/01/2025	0.000	50,000,000.00	50,000,000.00	49,471,694.44	50,000,000.00
1507685157	912797PL5	UNITED STATES TREASURY	06/03/2025	0.000	50,000,000.00	49,808,645.84	49,559,305.56	49,806,648.50
1510401243	912797PL5	UNITED STATES TREASURY	06/03/2025	0.000	50,000,000.00	49,809,104.16	49,595,069.44	49,806,648.50
1484971764	912797PK7	UNITED STATES TREASURY	05/27/2025	0.000	50,000,000.00	49,848,333.33	49,434,166.67	49,847,365.50
1540268825	912797QK6	UNITED STATES TREASURY	08/19/2025	0.000	50,000,000.00	49,361,083.34	49,349,466.67	49,359,479.00
1502956691	912797LN5	UNITED STATES TREASURY	06/12/2025	0.000	50,000,000.00</			

LOS ANGELES COUNTY TREASURER  
 TREASURER PORTFOLIO COMPARED TO MARKET VALUE  
 FOR THE PERIOD: APRIL 1, 2025 TO APRIL 30, 2025  
 FUND: POOLED SURPLUS INVESTMENTS  
 ATTACHMENT X

Security ID	CUSIP	Description	Final Maturity	Face Rate	PAR	Amortized Cost	Historical Cost	Market Value
1512374018	912797NW3	UNITED STATES TREASURY	06/26/2025	0.000	50,000,000.00	49,676,250.00	49,468,125.00	49,670,390.50
1501304385	912797NP8	UNITED STATES TREASURY	06/05/2025	0.000	50,000,000.00	49,796,805.56	49,506,527.78	49,794,375.00
1524069825	912797PU5	UNITED STATES TREASURY	07/01/2025	0.000	50,000,000.00	49,649,250.00	49,517,000.00	49,643,171.00
1502956685	912797LN5	UNITED STATES TREASURY	06/12/2025	0.000	50,000,000.00	49,756,166.67	49,477,500.00	49,753,139.00
1524830849	912797MG9	UNITED STATES TREASURY	08/07/2025	0.000	50,000,000.00	49,433,777.78	49,306,666.67	49,430,817.50
1536180395	912797PG6	UNITED STATES TREASURY	07/31/2025	0.000	50,000,000.00	49,471,315.28	49,430,647.22	49,472,958.50
1466074729	912797ND5	UNITED STATES TREASURY	05/01/2025	0.000	50,000,000.00	50,000,000.00	49,430,375.00	50,000,000.00
1525747956	912797QH3	UNITED STATES TREASURY	08/05/2025	0.000	50,000,000.00	49,440,666.67	49,318,312.50	49,442,666.50
1481298402	912797PJ0	UNITED STATES TREASURY	05/20/2025	0.000	50,000,000.00	49,889,496.53	49,447,482.64	49,888,243.00
1541252010	912797PF8	UNITED STATES TREASURY	07/24/2025	0.000	50,000,000.00	49,512,916.67	49,507,118.06	49,513,543.50
1541252021	912797PG6	UNITED STATES TREASURY	07/31/2025	0.000	50,000,000.00	49,472,958.34	49,467,166.67	49,472,958.50
1512374020	912797NV5	UNITED STATES TREASURY	06/20/2025	0.000	50,000,000.00	49,710,416.67	49,501,916.67	49,707,048.50
1526624630	912797QH3	UNITED STATES TREASURY	08/05/2025	0.000	50,000,000.00	49,440,000.00	49,323,333.33	49,442,666.50
1524069784	912797LW5	UNITED STATES TREASURY	07/01/2025	0.000	50,000,000.00	49,593,611.11	49,460,083.33	49,592,133.50
1514229889	912797PU5	UNITED STATES TREASURY	07/01/2025	0.000	50,000,000.00	49,646,708.34	49,449,791.67	49,643,171.00
1540268828	912797PG6	UNITED STATES TREASURY	07/31/2025	0.000	50,000,000.00	49,472,958.33	49,461,375.00	49,472,958.50
1447478251	912797ND5	UNITED STATES TREASURY	05/01/2025	0.000	50,000,000.00	50,000,000.00	49,282,986.11	50,000,000.00
1484971767	912797NM5	UNITED STATES TREASURY	05/22/2025	0.000	50,000,000.00	49,877,354.17	49,462,694.44	49,876,251.50
1524069797	912797PU5	UNITED STATES TREASURY	07/01/2025	0.000	50,000,000.00	49,649,250.00	49,517,000.00	49,643,171.00
1539046014	912797MG9	UNITED STATES TREASURY	08/07/2025	0.000	50,000,000.00	49,432,416.67	49,415,041.67	49,430,817.50
1519664131	912797LW5	UNITED STATES TREASURY	07/10/2025	0.000	50,000,000.00	49,594,583.33	49,426,625.00	49,592,133.50
1540268815	912797QK6	UNITED STATES TREASURY	08/19/2025	0.000	50,000,000.00	50,000,000.00	49,349,466.67	49,359,479.00
1541252012	912797QL4	UNITED STATES TREASURY	08/26/2025	0.000	50,000,000.00	49,321,562.50	49,315,763.89	49,313,700.00
1526624628	912797PN1	UNITED STATES TREASURY	08/14/2025	0.000	50,000,000.00	49,393,333.34	49,277,777.78	49,390,526.00
1522972747	912797NX1	UNITED STATES TREASURY	07/03/2025	0.000	50,000,000.00	49,636,875.00	49,498,541.67	49,632,937.50
1534369050	912797QJ9	UNITED STATES TREASURY	08/12/2025	0.000	50,000,000.00	49,402,027.78	49,349,777.78	49,399,989.00
1473575539	912797LB1	UNITED STATES TREASURY	05/15/2025	0.000	50,000,000.00	49,918,916.67	49,410,041.67	49,918,041.50
1524069786	912797QB6	UNITED STATES TREASURY	07/22/2025	0.000	50,000,000.00	49,625,083.33	49,391,875.00	49,522,587.50
1452156953	912797ND5	UNITED STATES TREASURY	05/01/2025	0.000	50,000,000.00	50,000,000.00	49,322,361.11	50,000,000.00
1469416624	912797ND5	UNITED STATES TREASURY	05/01/2025	0.000	50,000,000.00	50,000,000.00	49,465,633.33	50,000,000.00
1512374014	912797NV5	UNITED STATES TREASURY	06/20/2025	0.000	50,000,000.00	49,710,416.67	49,501,916.67	49,707,048.50
1524830866	912797QB6	UNITED STATES TREASURY	07/22/2025	0.000	50,000,000.00	49,524,513.89	49,396,944.44	49,522,587.50
1502956696	912797PH4	UNITED STATES TREASURY	05/13/2025	0.000	50,000,000.00	49,930,333.33	49,651,666.67	49,929,750.00
1524069827	912797NX1	UNITED STATES TREASURY	07/03/2025	0.000	50,000,000.00	49,635,562.50	49,502,513.89	49,632,937.50
1469978993	912797PJ0	UNITED STATES TREASURY	05/20/2025	0.000	50,000,000.00	49,889,826.39	49,356,354.17	49,888,243.00
1479404216	912797PJ0	UNITED STATES TREASURY	05/20/2025	0.000	50,000,000.00	49,888,902.78	49,426,972.22	49,888,243.00
1537059262	912797PF8	UNITED STATES TREASURY	07/24/2025	0.000	50,000,000.00	49,511,983.33	49,477,125.00	49,513,543.50
1514229883	912797PZ4	UNITED STATES TREASURY	07/08/2025	0.000	50,000,000.00	49,606,638.89	49,409,958.33	49,604,726.50
1534369052	912797PF8	UNITED STATES TREASURY	07/24/2025	0.000	47,367,000.00	46,905,566.48	46,856,127.17	46,906,160.30
1533029722	912797PG6	UNITED STATES TREASURY	07/31/2025	0.000	50,000,000.00	49,471,062.50	49,412,937.50	49,472,958.50
1524830851	912797MG9	UNITED STATES TREASURY	08/07/2025	0.000	50,000,000.00	49,433,777.78	49,306,666.67	49,430,817.50
1519664135	912797NX1	UNITED STATES TREASURY	07/03/2025	0.000	50,000,000.00	49,633,987.50	49,465,505.56	49,632,937.50
1526624626	912797PN1	UNITED STATES TREASURY	08/14/2025	0.000	50,000,000.00	49,393,333.34	49,277,777.78	49,390,526.00
1535424890	912797PF8	UNITED STATES TREASURY	07/24/2025	0.000	48,692,000.00	48,215,954.54	48,170,166.88	48,218,269.20
1512374016	912797LN5	UNITED STATES TREASURY	06/12/2025	0.000	50,000,000.00	49,757,041.67	49,548,791.67	49,753,139.00
1460488427	912797PH4	UNITED STATES TREASURY	05/13/2025	0.000	50,000,000.00	49,930,150.00	49,313,141.67	49,929,750.00
1469978991	912797PJ0	UNITED STATES TREASURY	05/20/2025	0.000	50,000,000.00	49,889,826.39	49,356,354.17	49,888,243.00
1447478247	912797ND5	UNITED STATES TREASURY	05/01/2025	0.000	50,000,000.00	50,000,000.00	49,282,986.11	50,000,000.00
1524830864	912797QA8	UNITED STATES TREASURY	07/15/2025	0.000	50,000,000.00	49,566,666.67	49,439,555.56	49,563,646.00
1524069801	912797PU5	UNITED STATES TREASURY	07/01/2025	0.000	50,000,000.00	49,647,047.22	49,513,966.67	49,643,171.00
1520670925	912797NV5	UNITED STATES TREASURY	06/20/2025	0.000	50,000,000.00	49,710,069.44	49,547,708.33	49,707,048.50
1524069789	912797PU5	UNITED STATES TREASURY	07/01/2025	0.000	50,000,000.00	49,649,250.00	49,517,000.00	49,643,171.00
1504085234	912797LN5	UNITED STATES TREASURY	06/12/2025	0.000	50,000,000.00	49,756,166.67	49,494,916.67	49,753,139.00
1524830856	912797QC4	UNITED STATES TREASURY	07/29/2025	0.000	50,000,000.00	49,483,305.55	49,355,583.33	49,482,950.00
1526624624	912797PN1	UNITED STATES TREASURY	08/14/2025	0.000	50,000,000.00	49,393,333.34	49,277,777.78	49,390,526.00
1539046010	912797PG6	UNITED STATES TREASURY	07/31/2025	0.000	50,000,000.00	49,471,694.45	49,454,277.78	49,472,958.50
1508624116	912797NP8	UNITED STATES TREASURY	06/05/2025	0.000	50,000,000.00	49,798,020.83	49,561,416.67	49,794,375.00
1524069774	912797QH3	UNITED STATES TREASURY	08/05/2025	0.000	50,000,000.00	49,442,666.67	49,309,138.89	49,442,666.50
1476983958	912797NE3	UNITED STATES TREASURY	05/08/2025	0.000	50,000,000.00	49,959,108.33	49,468,408.33	49,959,118.00
1496597146	912797PJ0	UNITED STATES TREASURY	05/20/2025	0.000	50,000,000.00	49,889,509.72	49,558,038.89	49,888,243.00
1470798342	912797ND5	UNITED STATES TREASURY	05/01/2025	0.000	50,000,000.00	50,000,000.00	49,471,694.44	50,000,000.00
1512374024	912797NN3	UNITED STATES TREASURY	05/29/2025	0.000	50,000,000.00	49,837,055.56	49,627,555.56	49,835,896.50
1524830869	912797QB6	UNITED STATES TREASURY	07/22/2025	0.000	50,000,000.00	49,524,513.89	49,396,944.44	49,522,587.50
1480669482	912797PJ0	UNITED STATES TREASURY	05/20/2025	0.000	50,000,000.00	49,889,430.55	49,441,333.33	49,888,243.00
1464321070	912797PJ0	UNITED STATES TREASURY	05/20/2025	0.000	50,000,000.00	49,889,694.44	49,309,138.89	49,888,243.00
1512374013	912797NV5	UNITED STATES TREASURY	06/20/2025	0.000	50,000,000.00	49,710,416.67	49,501,916.67	49,707,048.50
1541252028	912797PF8	UNITED STATES TREASURY	07/24/2025	0.000	47,028,000.00	46,569,868.90	46,564,414.96	46,570,458.47
1524069819	912797PE1	UNITED STATES TREASURY	07/11/2025	0.000	50,000,000.00	49,555,111.11	49,422,222.22	49,552,812.00
1510401253	912797PL5	UNITED STATES TREASURY	06/03/2025	0.000	50,000,000.00	49,809,104.16	49,595,069.44	49,806,648.50
1460488430	912797PC5	UNITED STATES TREASURY	05/06/2025	0.000	50,000,000.00	49,970,972.22	49,355,583.33	49,970,805.50
1534369055	912797QJ9	UNITED STATES TREASURY	08/12/2025	0.000	50,000,000.00	49,402,027.78	49,349,777.78	49,399,989.00
1478626342	912797LB1	UNITED STATES TREASURY	05/15/2025	0.000	50,000,000.00	49,918,333.33	49,451,666.67	49,918,041.50
1520670927	912797NV5	UNITED STATES TREASURY	06/20/2025	0.000	50,000,000.00	49,710,069.44	49,547,708.33	49,707,048.50
1507654508	912797PR2	UNITED STATES TREASURY	06/10/2025	0.000	50,000,000.00	49,768,500.00	49,525,425.00	49,765,618.00
1524069804	912797PE1	UNITED STATES TREASURY	07/17/2025	0.000	50,000,000.00	49,555,111.11	49,422,222.22	49,552,812.00
1469416630	912797ND5	UNITED STATES TREASURY	05/01/2025	0.000	50,000,000.00	50,000,000.00	49,465,633.33	50,000,000.00
1500449795	912797PR2	UNITED STATES TREASURY	06/10/2025	0.000	50,000,000.00	49,768,055.56	49,472,326.39	49,765,618.00
1515410923	912797PZ4	UNITED STATES TREASURY	07/08/2025	0.000	50,000,000.00	49,606,072.22	49,426,487.50	49,604,726.50
1519664124	912797NX1	UNITED STATES TREASURY	07/03/2025	0.000	50,000,000.00	49,633,987.50	49,465,505.56	49,632,937.50
1541252015	912797QL4	UNITED STATES TREASURY	08/26/2025	0.000	50,000,000.00	49,321,562.50	49,315,763.89	49,313,700.00
1476052580	912797PJ0	UNITED STATES TREASURY	05/20/2025	0.000	50,000,000.00	49,889,562.50	49,395,500.00	49,888,243.00
1477640204	912797PL5	UNITED STATES TREASURY	06/03/2025	0.000	50,000,000.00	49,807,958.33	49,324,944.44	49,806,648.50
1541252019	912797QL4	UNITED STATES TREASURY	08/26/2025	0.000	50,000,000.00	49,322,375.00	49,316,583.33	49,313,700.00
1524830860	912797MG9	UNITED STATES TREASURY	08/07/2025	0.000	50,000,000.00	49,433,777.78	49,306,666.67	49,430,817.50
1513431837	912797PJ0	UNITED STATES TREASURY	05/20/2025	0.000	50,000,000.00	49,889,166.67	49,685,000.00	49,888,243.00
1508624112	912797PR2	UNITED STATES TREASURY	06/10/2025	0.000	50,000,000.00	49,768,611.11	49,531,437.50	49,765,618.00
152297								

LOS ANGELES COUNTY TREASURER  
 TREASURER PORTFOLIO COMPARED TO MARKET VALUE  
 FOR THE PERIOD: APRIL 1, 2025 TO APRIL 30, 2025  
 FUND: POOLED SURPLUS INVESTMENTS  
 ATTACHMENT X

Security ID	CUSIP	Description	Final Maturity	Face Rate	PAR	Amortized Cost	Historical Cost	Market Value
1510401244	912797NV5	UNITED STATES TREASURY	06/20/2025	0.000	50,000,000.00	49,710,000.00	49,495,400.00	49,707,048.50
1457662714	912797PC5	UNITED STATES TREASURY	05/06/2025	0.000	50,000,000.00	49,970,972.22	49,326,555.56	49,970,805.50
1484971765	912797NM5	UNITED STATES TREASURY	05/22/2025	0.000	19,484,000.00	19,436,207.37	19,274,622.77	19,435,777.68
1524069793	912797QA8	UNITED STATES TREASURY	07/15/2025	0.000	50,000,000.00	49,565,625.00	49,432,416.67	49,563,646.00
1522972741	912797NX1	UNITED STATES TREASURY	07/03/2025	0.000	50,000,000.00	49,637,137.50	49,498,904.17	49,632,937.50
1526624622	912797QH3	UNITED STATES TREASURY	08/05/2025	0.000	50,000,000.00	49,440,000.00	49,323,333.33	49,442,666.50
1524069778	912797LW5	UNITED STATES TREASURY	07/10/2025	0.000	50,000,000.00	49,593,611.11	49,460,083.33	49,592,133.50
1500449810	912797PR2	UNITED STATES TREASURY	06/10/2025	0.000	46,708,000.00	46,491,326.78	46,215,068.42	46,489,049.71
1486875105	912797LB1	UNITED STATES TREASURY	05/15/2025	0.000	50,000,000.00	49,918,625.00	49,517,562.50	49,918,041.50
1524830858	912797QH3	UNITED STATES TREASURY	08/05/2025	0.000	50,000,000.00	49,441,333.34	49,313,305.56	49,442,666.50
1460488419	912797PH4	UNITED STATES TREASURY	05/13/2025	0.000	50,000,000.00	49,930,150.00	49,313,141.67	49,929,750.00
1540268824	912797PG6	UNITED STATES TREASURY	07/31/2025	0.000	50,000,000.00	49,472,958.33	49,461,375.00	49,472,958.50
1493909714	912797NN3	UNITED STATES TREASURY	05/29/2025	0.000	50,000,000.00	49,837,444.45	49,494,916.67	49,835,896.50
1520670923	912797NV5	UNITED STATES TREASURY	06/20/2025	0.000	50,000,000.00	49,710,069.44	49,547,778.33	49,707,048.50
1519864128	912797LW5	UNITED STATES TREASURY	07/10/2025	0.000	50,000,000.00	49,594,583.33	49,426,625.00	49,592,133.50
1477640202	912797PL5	UNITED STATES TREASURY	06/03/2025	0.000	50,000,000.00	49,807,958.33	49,324,944.44	49,806,648.50
1496597140	912797PJ0	UNITED STATES TREASURY	05/20/2025	0.000	50,000,000.00	49,889,509.72	49,558,038.89	49,888,243.00
1541252032	912797PG6	UNITED STATES TREASURY	07/31/2025	0.000	50,000,000.00	49,472,958.34	49,467,166.67	49,472,958.50
1501304379	912797NP8	UNITED STATES TREASURY	06/05/2025	0.000	16,263,000.00	16,196,908.98	16,102,493.23	16,196,118.41
1524069795	912797QA8	UNITED STATES TREASURY	07/15/2025	0.000	50,000,000.00	49,565,625.00	49,432,416.67	49,563,646.00
1526624633	912797QH3	UNITED STATES TREASURY	08/05/2025	0.000	50,000,000.00	49,440,000.00	49,323,333.33	49,442,666.50
1524069823	912797NX1	UNITED STATES TREASURY	07/03/2025	0.000	50,000,000.00	49,635,562.50	49,502,513.89	49,632,937.50
1475387246	912797LB1	UNITED STATES TREASURY	05/15/2025	0.000	50,000,000.00	49,919,013.89	49,421,527.78	49,918,041.50
1526624620	912797PN1	UNITED STATES TREASURY	08/14/2025	0.000	50,000,000.00	49,393,333.34	49,277,777.78	49,390,526.00
1524069780	912797NX1	UNITED STATES TREASURY	07/03/2025	0.000	50,000,000.00	49,635,562.50	49,502,513.89	49,632,937.50
1469416634	912797PJ0	UNITED STATES TREASURY	05/20/2025	0.000	50,000,000.00	49,889,826.39	49,356,354.17	49,888,243.00
1524069808	912797LW5	UNITED STATES TREASURY	07/10/2025	0.000	50,000,000.00	49,593,611.11	49,460,083.33	49,592,133.50
1457662732	912797PC5	UNITED STATES TREASURY	05/06/2025	0.000	50,000,000.00	49,970,902.78	49,324,944.44	49,970,805.50
1527581884	912797MG9	UNITED STATES TREASURY	08/07/2025	0.000	50,000,000.00	49,430,375.00	49,331,562.50	49,430,817.50
1481298401	912797PJ0	UNITED STATES TREASURY	05/20/2025	0.000	50,000,000.00	49,889,496.53	49,447,482.64	49,888,243.00
1484971768	912797PK7	UNITED STATES TREASURY	05/27/2025	0.000	50,000,000.00	49,848,333.33	49,434,166.67	49,847,365.50
1524069796	912797QB6	UNITED STATES TREASURY	07/22/2025	0.000	50,000,000.00	49,525,083.33	49,391,875.00	49,522,587.50
1466074730	912797ND5	UNITED STATES TREASURY	05/01/2025	0.000	50,000,000.00	50,000,000.00	49,430,375.00	50,000,000.00
1517717435	912797PU5	UNITED STATES TREASURY	07/01/2025	0.000	50,000,000.00	49,646,708.33	49,472,958.33	49,643,171.00
1535424895	912797PF8	UNITED STATES TREASURY	07/24/2025	0.000	50,000,000.00	49,511,166.67	49,464,611.11	49,513,543.50
1528840933	912797QJ9	UNITED STATES TREASURY	08/12/2025	0.000	50,000,000.00	49,401,312.50	49,308,312.50	49,399,989.00
1524830863	912797MG9	UNITED STATES TREASURY	08/07/2025	0.000	50,000,000.00	49,433,777.78	49,306,666.67	49,430,817.50
1513431841	912797NM5	UNITED STATES TREASURY	05/22/2025	0.000	50,000,000.00	49,877,500.00	49,673,333.33	49,876,251.50
1514229886	912797PU5	UNITED STATES TREASURY	07/01/2025	0.000	50,000,000.00	49,646,708.34	49,449,791.67	49,643,171.00
1483061326	912797NM5	UNITED STATES TREASURY	05/22/2025	0.000	50,000,000.00	49,877,500.00	49,457,500.00	49,876,251.50
1524069781	912797PU5	UNITED STATES TREASURY	07/01/2025	0.000	50,000,000.00	49,647,047.22	49,513,966.67	49,643,171.00
1522972752	912797NX1	UNITED STATES TREASURY	07/03/2025	0.000	50,000,000.00	49,637,137.50	49,498,904.17	49,632,937.50
1539046030	912797PG6	UNITED STATES TREASURY	07/31/2025	0.000	50,000,000.00	49,471,694.45	49,454,277.78	49,472,958.50
1507654500	912797PR2	UNITED STATES TREASURY	06/10/2025	0.000	50,000,000.00	49,768,500.00	49,525,425.00	49,765,618.00
1486875108	912797LB1	UNITED STATES TREASURY	05/15/2025	0.000	50,000,000.00	49,918,625.00	49,517,562.50	49,918,041.50
1524069826	912797PE1	UNITED STATES TREASURY	07/17/2025	0.000	50,000,000.00	49,555,111.11	49,422,222.22	49,552,812.00
1504085225	912797LN5	UNITED STATES TREASURY	06/12/2025	0.000	50,000,000.00	49,756,166.67	49,494,916.67	49,753,139.00
1539046015	912797PG6	UNITED STATES TREASURY	07/31/2025	0.000	50,000,000.00	49,471,694.45	49,454,277.78	49,472,958.50
1462061918	912797PH4	UNITED STATES TREASURY	05/13/2025	0.000	50,000,000.00	49,930,250.00	49,319,937.50	49,929,750.00
1519864132	912797LW5	UNITED STATES TREASURY	07/10/2025	0.000	50,000,000.00	49,594,583.33	49,426,625.00	49,592,133.50
1509455954	912797NP8	UNITED STATES TREASURY	06/05/2025	0.000	50,000,000.00	49,797,534.72	49,577,715.28	49,794,375.00
1520670933	912797NX1	UNITED STATES TREASURY	07/03/2025	0.000	50,000,000.00	49,635,125.00	49,472,958.33	49,632,937.50
1540268814	912797QH3	UNITED STATES TREASURY	08/19/2025	0.000	50,000,000.00	49,361,083.34	49,349,466.67	49,359,479.00
1524069811	912797QH3	UNITED STATES TREASURY	08/05/2025	0.000	50,000,000.00	49,442,666.67	49,309,138.89	49,442,666.50
1524069873	912797NX1	UNITED STATES TREASURY	07/03/2025	0.000	50,000,000.00	49,635,562.50	49,502,513.89	49,632,937.50
1512374019	912797NW3	UNITED STATES TREASURY	06/28/2025	0.000	50,000,000.00	49,676,250.00	49,468,125.00	49,670,390.50
1479404221	912797PJ0	UNITED STATES TREASURY	05/20/2025	0.000	50,000,000.00	49,888,902.78	49,426,972.22	49,888,243.00
1483061328	912797NM5	UNITED STATES TREASURY	05/22/2025	0.000	50,000,000.00	49,877,500.00	49,457,500.00	49,876,251.50
1522972750	912797NX1	UNITED STATES TREASURY	07/03/2025	0.000	50,000,000.00	49,636,875.00	49,498,541.67	49,632,937.50
1471637050	912797NE3	UNITED STATES TREASURY	05/08/2025	0.000	50,000,000.00	49,959,477.78	49,438,477.78	49,959,118.00
1499409588	912797PL5	UNITED STATES TREASURY	06/03/2025	0.000	50,000,000.00	49,808,645.84	49,507,118.06	49,806,648.50
1539046021	912797QK6	UNITED STATES TREASURY	08/19/2025	0.000	50,000,000.00	49,361,388.89	49,343,972.22	49,359,479.00
1524069828	912797PU5	UNITED STATES TREASURY	07/01/2025	0.000	50,000,000.00	49,647,047.22	49,513,966.67	49,643,171.00
1536180392	912797PG6	UNITED STATES TREASURY	07/31/2025	0.000	50,000,000.00	49,471,315.28	49,430,647.22	49,472,958.50
1508624119	912797NP8	UNITED STATES TREASURY	06/05/2025	0.000	50,000,000.00	49,798,020.83	49,561,416.67	49,794,375.00
1522972761	912797NX1	UNITED STATES TREASURY	07/03/2025	0.000	49,606,000.00	49,245,996.86	49,108,852.80	49,241,829.95
1514229884	912797PU5	UNITED STATES TREASURY	07/01/2025	0.000	50,000,000.00	49,646,708.34	49,449,791.67	49,643,171.00
1491814963	912797PC5	UNITED STATES TREASURY	05/06/2025	0.000	50,000,000.00	49,970,993.06	49,611,306.94	49,970,805.50
1524069800	912797NX1	UNITED STATES TREASURY	07/03/2025	0.000	50,000,000.00	49,635,562.50	49,502,513.89	49,632,937.50
1527581888	912797MG9	UNITED STATES TREASURY	08/07/2025	0.000	50,000,000.00	49,430,375.00	49,331,562.50	49,430,817.50
1524069813	912797PU5	UNITED STATES TREASURY	07/01/2025	0.000	50,000,000.00	49,649,250.00	49,517,000.00	49,643,171.00
1524830852	912797QC4	UNITED STATES TREASURY	07/29/2025	0.000	50,000,000.00	49,483,305.55	49,355,583.33	49,482,950.00
1519864136	912797LW5	UNITED STATES TREASURY	07/10/2025	0.000	50,000,000.00	49,594,583.33	49,426,625.00	49,592,133.50
1467488514	912797PJ0	UNITED STATES TREASURY	05/20/2025	0.000	50,000,000.00	49,889,562.50	49,343,187.50	49,888,243.00
1457662736	912797PC5	UNITED STATES TREASURY	05/06/2025	0.000	50,000,000.00	49,970,902.78	49,324,944.44	49,970,805.50
1473575538	912797LB1	UNITED STATES TREASURY	05/15/2025	0.000	50,000,000.00	49,918,916.67	49,415,041.67	49,918,041.50
1524069785	912797QB6	UNITED STATES TREASURY	07/22/2025	0.000	50,000,000.00	49,525,083.33	49,391,875.00	49,522,587.50
1478626341	912797LB1	UNITED STATES TREASURY	05/15/2025	0.000	50,000,000.00	49,918,333.33	49,451,666.67	49,918,041.50
1525747959	912797QH3	UNITED STATES TREASURY	08/05/2025	0.000	50,000,000.00	49,440,666.67	49,318,312.50	49,442,666.50
1476983948	912797NE3	UNITED STATES TREASURY	05/08/2025	0.000	50,000,000.00	49,959,108.33	49,468,408.33	49,959,118.00
1460488426	912797PC5	UNITED STATES TREASURY	05/06/2025	0.000	50,000,000.00	49,970,972.22	49,355,583.33	49,970,805.50
1513431832	912797NM5	UNITED STATES TREASURY	05/22/2025	0.000	50,000,000.00	49,877,500.00	49,673,333.33	49,876,251.50
1499409590	912797PL5	UNITED STATES TREASURY	06/03/2025	0.000	50,000,000.00	49,808,645.84	49,507,118.06	49,806,648.50
1457662723	912797PC5	UNITED STATES TREASURY	05/06/2025	0.000	50,000,000.00	49,970,972.22	49,326,555.56	49,970,805.50
1539046019	912797PG6	UNITED STATES TREASURY	07/31/2025	0.000	50,000,000.00	49,471,694.45	49,454,277.78	49,472,958.50
1471637048	912797NE3	UNITED STATES TREASURY	05/08/2025	0.000	50,000,000.00	49,959,477.78	49,438,477.78	49,959,118.00
152406								

LOS ANGELES COUNTY TREASURER  
 TREASURER PORTFOLIO COMPARED TO MARKET VALUE  
 FOR THE PERIOD: APRIL 1, 2025 TO APRIL 30, 2025  
 FUND: POOLED SURPLUS INVESTMENTS  
 ATTACHMENT X

Security ID	CUSIP	Description	Final Maturity	Face Rate	PAR	Amortized Cost	Historical Cost	Market Value	
1533029721	912797QJ9	UNITED STATES TREASURY	08/12/2025	0.000	50,000,000.00	49,399,166.66	49,340,833.33	49,399,989.00	
1485713897	912797NM5	UNITED STATES TREASURY	05/22/2025	0.000	50,000,000.00	49,877,645.83	49,469,798.61	49,876,251.50	
1526624627	912797QH3	UNITED STATES TREASURY	08/05/2025	0.000	50,000,000.00	49,440,000.00	49,323,333.33	49,442,666.50	
1520670929	912797NX1	UNITED STATES TREASURY	07/03/2025	0.000	6,848,000.00	6,798,026.72	6,775,816.37	6,797,727.12	
1524069787	912797QB6	UNITED STATES TREASURY	07/22/2025	0.000	50,000,000.00	49,525,083.33	49,391,875.00	49,522,587.50	
1464321066	912797PJ0	UNITED STATES TREASURY	05/20/2025	0.000	50,000,000.00	49,889,694.44	49,309,138.89	49,888,243.00	
1517717429	912797PU5	UNITED STATES TREASURY	07/01/2025	0.000	8,988,000.00	8,924,492.29	8,893,258.99	8,923,856.42	
<b>US T-BILL GOVERNMENT TOTAL</b>						<b>12,089,488,000.00</b>	<b>12,010,948,832.54</b>	<b>11,952,490,356.59</b>	<b>12,010,567,584.05</b>
821809322	91282CA7	UNITED STATES TREASURY	11/30/2027	0.625	50,000,000.00	49,976,741.32	49,937,500.00	46,373,047.00	
821809135	91282CA7	UNITED STATES TREASURY	11/30/2027	0.625	50,000,000.00	49,982,679.04	49,953,125.00	46,373,047.00	
821809634	91282CBT7	UNITED STATES TREASURY	03/31/2026	0.750	50,000,000.00	49,937,033.54	49,766,000.00	48,583,593.50	
821809139	91282CA7	UNITED STATES TREASURY	11/30/2027	0.625	50,000,000.00	49,936,489.75	49,828,125.00	46,373,047.00	
821808956	91282CCF6	UNITED STATES TREASURY	05/31/2026	0.750	50,000,000.00	49,939,205.95	49,722,656.00	48,355,469.00	
821809318	91282CA7	UNITED STATES TREASURY	11/30/2027	0.625	50,000,000.00	49,976,869.11	49,937,500.00	46,373,047.00	
821809866	91282CBT7	UNITED STATES TREASURY	03/31/2026	0.750	50,000,000.00	49,935,842.64	49,650,400.00	48,583,593.50	
821809333	91282CBT7	UNITED STATES TREASURY	03/31/2026	0.750	50,000,000.00	49,935,842.64	49,650,400.00	48,583,593.50	
821809152	91282CA7	UNITED STATES TREASURY	11/30/2027	0.625	50,000,000.00	49,968,207.52	49,914,062.50	46,373,047.00	
821809628	91282CBT7	UNITED STATES TREASURY	03/31/2026	0.750	50,000,000.00	49,957,033.54	49,766,000.00	48,583,593.50	
821810710	91282CAV3	UNITED STATES TREASURY	11/15/2030	0.875	50,000,000.00	50,000,000.00	50,000,000.00	42,775,390.50	
821809320	91282CA7	UNITED STATES TREASURY	11/30/2027	0.625	50,000,000.00	49,976,869.11	49,937,500.00	46,373,047.00	
821809208	91282CCF6	UNITED STATES TREASURY	05/31/2026	0.750	50,000,000.00	49,939,205.95	49,722,656.00	48,355,469.00	
821809615	91282CCF6	UNITED STATES TREASURY	05/31/2026	0.750	50,000,000.00	49,939,205.95	49,722,656.00	48,355,469.00	
821809137	91282CA7	UNITED STATES TREASURY	11/30/2027	0.625	50,000,000.00	49,982,679.04	49,953,125.00	46,373,047.00	
821809314	91282CA7	UNITED STATES TREASURY	11/30/2027	0.625	50,000,000.00	49,968,207.52	49,914,062.50	46,373,047.00	
821809570	91282CBT7	UNITED STATES TREASURY	03/31/2026	0.750	50,000,000.00	49,939,063.36	49,667,950.00	48,583,593.50	
821809316	91282CA7	UNITED STATES TREASURY	11/30/2027	0.625	50,000,000.00	49,968,207.52	49,914,062.50	46,373,047.00	
821809609	91282CBW0	UNITED STATES TREASURY	04/30/2026	0.750	50,000,000.00	49,970,775.20	49,855,000.00	48,465,234.50	
821809226	91282CCF6	UNITED STATES TREASURY	05/31/2026	0.750	50,000,000.00	49,939,205.95	49,722,656.00	48,355,469.00	
821809146	91282CA7	UNITED STATES TREASURY	11/30/2027	0.625	50,000,000.00	49,936,489.75	49,828,125.00	46,373,047.00	
821809663	91282CBT7	UNITED STATES TREASURY	03/31/2026	0.750	50,000,000.00	49,939,063.36	49,667,950.00	48,583,593.50	
821809622	91282CCF6	UNITED STATES TREASURY	05/31/2026	0.750	50,000,000.00	49,939,205.95	49,722,656.00	48,355,469.00	
821809144	91282CA7	UNITED STATES TREASURY	11/30/2027	0.625	50,000,000.00	49,936,489.75	49,828,125.00	46,373,047.00	
821810741	91282CCV1	UNITED STATES TREASURY	08/31/2028	1.125	50,000,000.00	49,751,668.14	49,484,375.00	46,121,094.00	
821809278	91282CBT7	UNITED STATES TREASURY	03/31/2026	0.750	50,000,000.00	49,935,842.64	49,650,400.00	48,583,593.50	
821809134	91282CA7	UNITED STATES TREASURY	11/30/2027	0.625	50,000,000.00	49,982,679.04	49,953,125.00	46,373,047.00	
821809560	91282CBT7	UNITED STATES TREASURY	03/31/2026	0.750	50,000,000.00	49,957,033.54	49,766,000.00	48,583,593.50	
821810737	91282CAV3	UNITED STATES TREASURY	11/15/2030	0.875	50,000,000.00	49,410,615.44	48,953,143.50	42,775,390.50	
821809153	91282CA7	UNITED STATES TREASURY	11/30/2027	0.625	50,000,000.00	49,968,207.52	49,914,062.50	46,373,047.00	
821809276	91282CBT7	UNITED STATES TREASURY	03/31/2026	0.750	50,000,000.00	49,935,842.64	49,650,400.00	48,583,593.50	
821809629	91282CBT7	UNITED STATES TREASURY	03/31/2026	0.750	50,000,000.00	49,957,033.54	49,766,000.00	48,583,593.50	
821809328	91282CBT7	UNITED STATES TREASURY	03/31/2026	0.750	50,000,000.00	49,935,842.64	49,650,400.00	48,583,593.50	
821809556	91282CBT7	UNITED STATES TREASURY	03/31/2026	0.750	50,000,000.00	49,957,033.54	49,766,000.00	48,583,593.50	
821810678	91282CCV1	UNITED STATES TREASURY	08/31/2028	1.125	50,000,000.00	49,690,322.65	49,357,000.00	46,121,094.00	
821809330	91282CBT7	UNITED STATES TREASURY	03/31/2026	0.750	50,000,000.00	49,935,842.64	49,650,400.00	48,583,593.50	
821809528	91282CAV3	UNITED STATES TREASURY	11/15/2030	0.875	50,000,000.00	50,000,000.00	50,000,000.00	42,775,390.50	
821809147	91282CA7	UNITED STATES TREASURY	11/30/2027	0.625	50,000,000.00	49,936,489.75	49,828,125.00	46,373,047.00	
821809324	91282CA7	UNITED STATES TREASURY	11/30/2027	0.625	50,000,000.00	49,976,741.32	49,937,500.00	46,373,047.00	
821809132	91282CA7	UNITED STATES TREASURY	11/30/2027	0.625	50,000,000.00	49,982,679.04	49,953,125.00	46,373,047.00	
821809666	91282CBT7	UNITED STATES TREASURY	03/31/2026	0.750	50,000,000.00	49,939,063.36	49,667,950.00	48,583,593.50	
821809638	91282CBW0	UNITED STATES TREASURY	04/30/2026	0.750	50,000,000.00	49,970,775.20	49,855,000.00	48,465,234.50	
821809873	91282CBT7	UNITED STATES TREASURY	03/31/2026	0.750	50,000,000.00	49,939,063.36	49,667,950.00	48,583,593.50	
821809326	91282CA7	UNITED STATES TREASURY	11/30/2027	0.625	50,000,000.00	49,953,353.78	49,875,000.00	46,373,047.00	
<b>US T-NOTE GOVERNMENT TOTAL</b>						<b>2,200,000,000.00</b>	<b>2,197,056,743.22</b>	<b>2,189,928,248.50</b>	<b>2,076,371,875.00</b>
<b>UST GOVERNMENT TOTAL</b>						<b>14,289,488,000.00</b>	<b>14,208,005,575.76</b>	<b>14,142,418,605.09</b>	<b>14,086,939,459.05</b>
<b>GRAND TOTAL</b>						<b>63,283,637,852.46</b>	<b>63,052,732,742.87</b>	<b>62,834,561,999.90</b>	<b>61,554,998,808.96</b>

LOS ANGELES COUNTY TREASURER  
 TREASURER PORTFOLIO COMPARED TO MARKET VALUE  
 FOR THE PERIOD: APRIL 1, 2025 TO APRIL 30, 2025  
 FUND: SPECIFIC PURPOSE INVESTMENTS  
 ATTACHMENT X

Security ID	CUSIP	Description	Final Maturity	Face Rate	PAR	Amortized Cost	Historical Cost	Market Value
<b>AVCCD-ANTELOPE VALLEY CCD</b>								
821801195	3130AJTQ2	FEDERAL HOME LOAN BANKS	07/27/2040	2.030	25,230,000.00	25,230,000.00	25,230,000.00	17,260,779.54
<b>FHLB TOTAL</b>					<b>25,230,000.00</b>	<b>25,230,000.00</b>	<b>25,230,000.00</b>	<b>17,260,779.54</b>
<b>AVCCD TOTAL</b>					<b>25,230,000.00</b>	<b>25,230,000.00</b>	<b>25,230,000.00</b>	<b>17,260,779.54</b>
<b>EL SEGUNDO UNIFIED SCHOOL DIST.</b>								
821801197	3133EH4Z3	FEDERAL FARM CREDIT BANKS FUNDING CORP	12/27/2039	3.250	9,000,000.00	9,000,000.00	9,000,000.00	7,572,142.17
821801199	3133EH5A7	FEDERAL FARM CREDIT BANKS FUNDING CORP	12/26/2041	3.270	7,000,000.00	7,000,000.00	7,000,000.00	5,613,842.64
<b>FFCB TOTAL</b>					<b>16,000,000.00</b>	<b>16,000,000.00</b>	<b>16,000,000.00</b>	<b>13,185,984.81</b>
<b>ESUSD TOTAL</b>					<b>16,000,000.00</b>	<b>16,000,000.00</b>	<b>16,000,000.00</b>	<b>13,185,984.81</b>
<b>GF - GENERAL FUND</b>								
821801187	35272RPVLAC	RPV TAX ALLOCATION BOND 1997	12/02/2027	5.000	1,610,000.00	1,610,000.00	1,610,000.00	1,610,000.00
<b>LONG TERM BDS TOTAL</b>					<b>1,610,000.00</b>	<b>1,610,000.00</b>	<b>1,610,000.00</b>	<b>1,610,000.00</b>
<b>GF TOTAL</b>					<b>1,610,000.00</b>	<b>1,610,000.00</b>	<b>1,610,000.00</b>	<b>1,610,000.00</b>
<b>PHHPA-PH HABITAT PRESERVATION AU</b>								
821801198	3133EMW65	FEDERAL FARM CREDIT BANKS FUNDING CORP	07/29/2041	2.500	22,675,000.00	22,675,000.00	22,675,000.00	16,350,601.24
<b>FFCB TOTAL</b>					<b>22,675,000.00</b>	<b>22,675,000.00</b>	<b>22,675,000.00</b>	<b>16,350,601.24</b>
821801196	3134GWS09	FEDERAL HOME LOAN MORTGAGE CORP	08/27/2043	2.000	9,500,000.00	9,500,000.00	9,500,000.00	6,018,285.34
<b>FHLMC TOTAL</b>					<b>9,500,000.00</b>	<b>9,500,000.00</b>	<b>9,500,000.00</b>	<b>6,018,285.34</b>
<b>PHHPA TOTAL</b>					<b>32,175,000.00</b>	<b>32,175,000.00</b>	<b>32,175,000.00</b>	<b>22,368,886.58</b>
<b>SCP61 - SCAQMD - GENERAL FUND</b>								
1512371547	912797PY7	UNITED STATES TREASURY	09/25/2025	4.070	30,000,000.00	29,501,425.00	29,382,716.67	29,499,097.50
1458647446	912797LW5	UNITED STATES TREASURY	07/10/2025	4.120	30,000,000.00	29,759,666.67	29,392,300.00	29,755,280.10
<b>UST BILL TOTAL</b>					<b>60,000,000.00</b>	<b>59,261,091.67</b>	<b>58,775,016.67</b>	<b>59,254,377.60</b>
<b>SCP61 - SCAQMD GENERAL FUND TOTAL</b>					<b>60,000,000.00</b>	<b>59,261,091.67</b>	<b>58,775,016.67</b>	<b>59,254,377.60</b>
<b>SCP66 - SCAQMD CMP AB SPE REV FD</b>								
1449505358	912797NW3	UNITED STATES TREASURY	06/26/2025	4.110	20,000,000.00	19,872,133.33	19,595,850.00	19,868,156.20
1512371544	912797PY7	UNITED STATES TREASURY	09/25/2025	4.070	20,000,000.00	19,667,616.67	19,588,477.78	19,666,065.00
<b>UST BILL TOTAL</b>					<b>40,000,000.00</b>	<b>39,539,750.00</b>	<b>39,184,327.78</b>	<b>39,534,221.20</b>
<b>SCP66 - SCAQMD CMP AB SPE REV FD TOTAL</b>					<b>40,000,000.00</b>	<b>39,539,750.00</b>	<b>39,184,327.78</b>	<b>39,534,221.20</b>
<b>SCP6G - SCAQMD - INVESTMENT</b>								
1449505359	912797NW3	UNITED STATES TREASURY	06/26/2025	4.110	10,000,000.00	9,936,066.67	9,797,925.00	9,934,078.10
1512371546	912797PY7	UNITED STATES TREASURY	09/25/2025	4.070	10,000,000.00	9,833,808.33	9,794,238.89	9,833,032.50
<b>UST BILL TOTAL</b>					<b>20,000,000.00</b>	<b>19,769,875.00</b>	<b>19,592,163.89</b>	<b>19,767,110.60</b>
<b>SCP6G - SCAQMD INVESTMENT TOTAL</b>					<b>20,000,000.00</b>	<b>19,769,875.00</b>	<b>19,592,163.89</b>	<b>19,767,110.60</b>
<b>SCP6H - SCAQMD - FD 07 DEBT SERVICE FUND</b>								
1512371540	912797PY7	UNITED STATES TREASURY	09/25/2025	4.070	5,000,000.00	4,916,904.16	4,897,119.44	4,916,516.25
<b>UST BILL TOTAL</b>					<b>5,000,000.00</b>	<b>4,916,904.16</b>	<b>4,897,119.44</b>	<b>4,916,516.25</b>
<b>SCP6H - SCAQMD - FD 07 DEBT SERVICE FUND</b>					<b>5,000,000.00</b>	<b>4,916,904.16</b>	<b>4,897,119.44</b>	<b>4,916,516.25</b>
<b>SCP9A - SCAQMD - FD66 SPE REV FD</b>								
1449505360	912797NW3	UNITED STATES TREASURY	06/26/2025	4.110	20,000,000.00	19,872,133.33	19,595,850.00	19,868,156.20
1512371543	912797PY7	UNITED STATES TREASURY	09/25/2025	4.070	20,000,000.00	19,667,616.67	19,588,477.78	19,666,065.00
<b>UST BILL TOTAL</b>					<b>40,000,000.00</b>	<b>39,539,750.00</b>	<b>39,184,327.78</b>	<b>39,534,221.20</b>
<b>SCP9A - SCAQMD - FD66 SPE REV FD TOTAL</b>					<b>40,000,000.00</b>	<b>39,539,750.00</b>	<b>39,184,327.78</b>	<b>39,534,221.20</b>
<b>SCU5F - SCAQMD CLEAN FUELS PROG</b>								
1449505361	912797NW3	UNITED STATES TREASURY	06/26/2025	4.110	30,000,000.00	29,808,200.00	29,393,775.00	29,802,234.30
<b>UST BILL TOTAL</b>					<b>30,000,000.00</b>	<b>29,808,200.00</b>	<b>29,393,775.00</b>	<b>29,802,234.30</b>
<b>SCU5F - SCAQMD CLEAN FUELS PROG TOTAL</b>					<b>30,000,000.00</b>	<b>29,808,200.00</b>	<b>29,393,775.00</b>	<b>29,802,234.30</b>
<b>SCAQMD - SOUTH COAST AIR QUALITY MG</b>								
1460490010	SOFCLAIFMMF	S OF C LAIF	12/31/2025		459,509.76	459,509.76	459,509.76	459,509.76
1528789839	SOFCLAIFMMF	S OF C LAIF	12/31/2025		438,398.55	438,398.55	438,398.55	438,398.55
1315865883	SOFCLAIFMMF	S OF C LAIF	12/31/2025		441,861.28	441,861.28	441,861.28	441,861.28
1019883116	SOFCLAIFMMF	S OF C LAIF	12/31/2025		252,547.20	252,547.20	252,547.20	252,547.20
841762248	SOFCLAIFMMF	S OF C LAIF	12/31/2025		29,197.19	29,197.19	29,197.19	29,197.19
1179317493	SOFCLAIFMMF	S OF C LAIF	12/31/2025		385,394.41	385,394.41	385,394.41	385,394.41
1119045543	SOFCLAIFMMF	S OF C LAIF	12/31/2025		342,844.91	342,844.91	342,844.91	342,844.91
888240922	SOFCLAIFMMF	S OF C LAIF	12/31/2025		69,421.99	69,421.99	69,421.99	69,421.99
821801181	SOFCLAIFMMF	S OF C LAIF	12/31/2025		36,281,925.48	36,281,925.48	36,281,925.48	36,281,925.48
928828368	SOFCLAIFMMF	S OF C LAIF	12/31/2025		126,406.68	126,406.68	126,406.68	126,406.68
1249649042	SOFCLAIFMMF	S OF C LAIF	12/31/2025		414,010.37	414,010.37	414,010.37	414,010.37
1386791310	SOFCLAIFMMF	S OF C LAIF	12/31/2025		469,657.25	469,657.25	469,657.25	469,657.25
1067192516	SOFCLAIFMMF	S OF C LAIF	12/31/2025		315,309.75	315,309.75	315,309.75	315,309.75
974008792	SOFCLAIFMMF	S OF C LAIF	12/31/2025		194,729.00	194,729.00	194,729.00	194,729.00
<b>MMFUND TOTAL</b>					<b>40,221,213.82</b>	<b>40,221,213.82</b>	<b>40,221,213.82</b>	<b>40,221,213.82</b>
<b>SCAQMD TOTAL</b>					<b>40,221,213.82</b>	<b>40,221,213.82</b>	<b>40,221,213.82</b>	<b>40,221,213.82</b>
<b>SLIM - SCHOOLS LINKED INSURANCE MG</b>								
1249649045	SOFCLAIFMMF	S OF C LAIF	12/31/2025		38,349.08	38,349.08	38,349.08	38,349.08
1179317495	SOFCLAIFMMF	S OF C LAIF	12/31/2025		35,698.43	35,698.43	35,698.43	35,698.43
888240666	SOFCLAIFMMF	S OF C LAIF	12/31/2025		6,430.44	6,430.44	6,430.44	6,430.44
856250279	SOFCLAIFMMF	S OF C LAIF	12/31/2025		2,704.49	2,704.49	2,704.49	2,704.49
1119044120	SOFCLAIFMMF	S OF C LAIF	12/31/2025		31,757.14	31,757.14	31,757.14	31,757.14
821801178	SOFCLAIFMMF	S OF C LAIF	12/31/2025		3,430,204.55	3,430,204.55	3,430,204.55	3,430,204.55

LOS ANGELES COUNTY TREASURER  
 TREASURER PORTFOLIO COMPARED TO MARKET VALUE  
 FOR THE PERIOD: APRIL 1, 2025 TO APRIL 30, 2025  
 FUND: SPECIFIC PURPOSE INVESTMENTS  
 ATTACHMENT X

Security ID	CUSIP	Description	Final Maturity	Face Rate	PAR	Amortized Cost	Historical Cost	Market Value
974008832	SOFCLAIFMMF	S OF C LAIF	12/31/2025		18,037.42	18,037.42	18,037.42	18,037.42
1460489284	SOFCLAIFMMF	S OF C LAIF	12/31/2025		43,170.67	43,170.67	43,170.67	43,170.67
1315866188	SOFCLAIFMMF	S OF C LAIF	12/31/2025		40,928.86	40,928.86	40,928.86	40,928.86
1067192408	SOFCLAIFMMF	S OF C LAIF	12/31/2025		29,206.61	29,206.61	29,206.61	29,206.61
928828246	SOFCLAIFMMF	S OF C LAIF	12/31/2025		11,708.84	11,708.84	11,708.84	11,708.84
1386791004	SOFCLAIFMMF	S OF C LAIF	12/31/2025		43,503.56	43,503.56	43,503.56	43,503.56
1019882651	SOFCLAIFMMF	S OF C LAIF	12/31/2025		23,393.02	23,393.02	23,393.02	23,393.02
1528793063	SOFCLAIFMMF	S OF C LAIF	12/31/2025		41,380.71	41,380.71	41,380.71	41,380.71
<b>MMFUND TOTAL</b>					<b>3,796,473.82</b>	<b>3,796,473.82</b>	<b>3,796,473.82</b>	<b>3,796,473.82</b>
<b>SLIM TOTAL</b>					<b>3,796,473.82</b>	<b>3,796,473.82</b>	<b>3,796,473.82</b>	<b>3,796,473.82</b>
<b>WASIA - WHITTIER AREA SCHOOLS INS</b>								
1386791032	SOFCLAIFMMF	S OF C LAIF	12/31/2025		525.54	525.54	525.54	525.54
888240807	SOFCLAIFMMF	S OF C LAIF	12/31/2025		77.68	77.68	77.68	77.68
841763124	SOFCLAIFMMF	S OF C LAIF	12/31/2025		32.67	32.67	32.67	32.67
974008805	SOFCLAIFMMF	S OF C LAIF	12/31/2025		217.90	217.90	217.90	217.90
1315867195	SOFCLAIFMMF	S OF C LAIF	12/31/2025		494.44	494.44	494.44	494.44
1249649044	SOFCLAIFMMF	S OF C LAIF	12/31/2025		463.27	463.27	463.27	463.27
821801182	SOFCLAIFMMF	S OF C LAIF	12/31/2025		41,438.47	41,438.47	41,438.47	41,438.47
1067192501	SOFCLAIFMMF	S OF C LAIF	12/31/2025		352.83	352.83	352.83	352.83
928828020	SOFCLAIFMMF	S OF C LAIF	12/31/2025		141.45	141.45	141.45	141.45
1460489838	SOFCLAIFMMF	S OF C LAIF	12/31/2025		521.52	521.52	521.52	521.52
1528791699	SOFCLAIFMMF	S OF C LAIF	12/31/2025		499.90	499.90	499.90	499.90
1019883193	SOFCLAIFMMF	S OF C LAIF	12/31/2025		282.60	282.60	282.60	282.60
1119058422	SOFCLAIFMMF	S OF C LAIF	12/31/2025		383.64	383.64	383.64	383.64
1179317491	SOFCLAIFMMF	S OF C LAIF	12/31/2025		431.25	431.25	431.25	431.25
<b>MMFUND TOTAL</b>					<b>45,863.16</b>	<b>45,863.16</b>	<b>45,863.16</b>	<b>45,863.16</b>
<b>WASIA TOTAL</b>					<b>45,863.16</b>	<b>45,863.16</b>	<b>45,863.16</b>	<b>45,863.16</b>
<b>GRAND TOTAL</b>					<b>314,078,550.80</b>	<b>311,914,121.63</b>	<b>310,105,281.36</b>	<b>291,297,882.88</b>

LOS ANGELES COUNTY TREASURER  
TRUSTEE & MANAGED FUNDS  
AS OF APRIL 30, 2025  
TRUSTEE: DEUTSCHE BANK  
ATTACHMENT XI

<b>ISSUE DATE</b>	<b>FUND TITLE</b>	<b>FUND BALANCE</b>
08/31/11	HIGH DESERT COMPLEX SOLAR PROJECTS 2011 QECB	<u>2,930,306.24</u>
	<b>DEUTSCHE BANK - TRUSTEE TOTAL</b>	<b><u><u>\$2,930,306.24</u></u></b>

LOS ANGELES COUNTY TREASURER  
TRUSTEE & MANAGED FUNDS  
AS OF APRIL 30, 2025  
TRUSTEE: BANK OF NEW YORK MELLON TRUST COMPANY  
ATTACHMENT XI

<b>ISSUE DATE</b>	<b>FUND TITLE</b>	<b>FUND BALANCE</b>
02/08/06	CCTSA TOBACCO BONDS 2006	1.00
06/10/20	CCTSA TOBACCO BONDS 2020	40,574,234.89
01/30/03	FLOOD CONTROL REFUNDING SER 2003A & 2005A	41.81
12/21/11	LAC-CAL 2011, SERIES A	1,919.34
12/11/96	LACPWFA REFUNDING 1996 SERIES A & B	333,018.84
<b>BANK OF NEW YORK MELLON TRUST COMPANY - TRUSTEE TOTAL</b>		<b><u><u>\$40,909,215.88</u></u></b>

**LOS ANGELES COUNTY TREASURER**  
**TRUSTEE & MANAGED FUNDS**  
**AS OF APRIL 30, 2025**  
**TRUSTEE: U.S. BANK**  
**ATTACHMENT XI**

ISSUE DATE	FUND TITLE	FUND BALANCE
04/05/19	COMMERCIAL PAPER 2019	13,959,741.30
11/03/20	2020 LACMA LEASE REVENUE BONDS	9,380.67
07/26/18	2018 LEASE REVENUE BONDS SERIES A & B	23,208,564.62
08/31/11	MASTER REFUNDING 2005A	10,092.11
11/23/10	MULTIPLE CAPITAL FAC PROJ I A & B (2010)	52,284,446.24
07/20/22	COMMUNITY FACILITIES DISTRICT NO. 2021-01, SERIES 2022	5,403,454.96
09/11/24	COMMUNITY FACILITIES DISTRICT NO. 2021-01, SERIES 2024	21,708,698.49
08/22/24	LACF2 INC. LEASE REVENUE BONDS 2024 SERIESA & 2024 SERIESB (VERMONT CORRIDOR SITE 2)	206,247,376.48
<b>U.S. BANK - TRUSTEE TOTAL</b>		<b><u><u>\$322,831,754.87</u></u></b>

LOS ANGELES COUNTY TREASURER  
TRUSTEE & MANAGED FUNDS  
AS OF APRIL 30, 2025  
TRUSTEE: ZIONS BANK  
ATTACHMENT XI

<b>ISSUE DATE</b>	<b>FUND TITLE</b>	<b>FUND BALANCE</b>
02/04/15	MULTIPLE CAPITAL PROJECTS (2015 SERIES A)	105,616.21
09/02/15	MULTIPLE CAPITAL PROJECTS (2015 SERIES B & C)	14,643,742.86
03/17/16	LEASE REVENUE BONDS (2016 SERIES D)	1,269,853.16
10/28/21	LEASE REVENUE BONDS (2021 SERIES F)	9,108,811.25
04/13/22	LEASE REVENUE REFUNDING BONDS 2022 (VERMONT MANCHESTER)	4,840,702.96
09/05/24	LEASE REVENUE BONDS (2024 SERIES H)	282,695,650.38
	<b>ZIONS BANK - TRUSTEE TOTAL</b>	<b><u><u>\$312,664,376.82</u></u></b>

LOS ANGELES COUNTY TREASURER  
TRUSTEE & MANAGED FUNDS  
AS OF APRIL 30, 2025  
TRUSTEE: LOS ANGELES COUNTY  
ATTACHMENT XI

ISSUE DATE	FUND TITLE	FUND BALANCE
	SPECIAL SAFEKEEPING (KNOX-KEENE)	<u>307,235.52</u>
	<b>TREASURER TOTAL</b>	<b><u><u>\$307,235.52</u></u></b>

LOS ANGELES COUNTY TREASURER  
 FLOATING RATE SECURITIES - PSI NON-TRADING  
 AS OF APRIL 30, 2025  
 ATTACHMENT XII

INV ID	Instrument Description	Face Rate	Maturity Date	Par	Cost	Reset Provisions
<u>CORPORATE AND AGENCY ISSUED</u>						
<b>LACCAL BANS</b>						
1052207560	LAC-CAL BAN	7.500%	06/30/25	5,000,000.00	5,000,000.00	6-month U.S. Treasury Bill + 50% at the time of draw. Interest adjusted on Jan 2 and July 1. Interest accrued to that point will be payable on that date. Reset to Bank of America prime rate on the 3rd reset date.
1485044396	LAC-CAL BAN	4.875%	06/30/27	5,000,000.00	5,000,000.00	
1215324857	LAC-CAL BAN	4.779%	06/30/26	10,000,000.00	10,000,000.00	
1441083733	LAC-CAL BAN	4.779%	06/30/27	5,000,000.00	5,000,000.00	
1318200749	LAC-CAL BAN	4.779%	06/30/27	5,000,000.00	5,000,000.00	
1535477005	LAC-CAL BAN	4.703%	06/30/27	5,000,000.00	5,000,000.00	
<b>LACCAL BANS TOTAL</b>				<b>35,000,000.00</b>	<b>35,000,000.00</b>	
<b>LOS ANGELES COUNTY ISSUED TOTAL</b>				<b>35,000,000.00</b>	<b>35,000,000.00</b>	
<b>NTRD - PSI NON-TRADING Total</b>				<b>35,000,000.00</b>	<b>35,000,000.00</b>	
<b>BANS as a Percentage of Total Floating Rate Notes</b>					<b>100.00%</b>	

**LOS ANGELES COUNTY TREASURER**  
**BOND ANTICIPATION NOTES / LACCAL**  
**AS OF APRIL 30, 2025**  
**ATTACHMENT XIII**

<b>INV ID</b>	<b>DESCRIPTION</b>	<b>DRAW DATE</b>	<b>AMOUNT</b>	<b>Face Rate</b>
1052207560	LAC-CAL BANS	06/14/23	5,000,000.00	7.500%
1485044396	LAC-CAL BANS	02/19/25	5,000,000.00	4.875%
1215324857	LAC-CAL BANS	02/29/24	10,000,000.00	4.779%
1441083733	LAC-CAL BANS	12/18/24	5,000,000.00	4.779%
1318200749	LAC-CAL BANS	07/16/24	5,000,000.00	4.779%
1535477005	LAC-CAL BANS	04/23/25	5,000,000.00	4.703%
			<b>35,000,000.00</b>	

**LOS ANGELES COUNTY TREASURER**  
**INVENTORY REPORT - TOTALS SECTION**  
**SECURITY TYPE GROUPING - COST & WTG AVG DAYS TO MATURITY**  
**AS OF APRIL 30, 2025**  
**ATTACHMENT XIV**

SECURITY TYPE	NON-TRADING		TRADING	
	COST	WTD AVG DTM	COST	WTD AVG DTM
AGENCIES	27,950,063,856.95	1,143.00 DAYS	0.00	0.00 DAYS
COLLATERALIZED CDS	0.00	0.00 DAYS	0.00	0.00 DAYS
NEGOTIABLE CDS	1,850,000,000.00	63.00 DAYS	0.00	0.00 DAYS
EURO CDS	0.00	0.00 DAYS	0.00	0.00 DAYS
CORP & DEPOSIT NOTES	0.00	0.00 DAYS	0.00	0.00 DAYS
BANKERS ACCEPTANCE	0.00	0.00 DAYS	0.00	0.00 DAYS
COMMERCIAL PAPER	19,009,380,902.14	47.00 DAYS	0.00	0.00 DAYS
MUNICIPALS	35,282,408.02	634.00 DAYS	0.00	0.00 DAYS
GOVERNMENTS	14,208,005,575.76	161.00 DAYS	0.00	0.00 DAYS
REPURCHASE AGREEMENT		0.00 DAYS	0.00	0.00 DAYS
ASSET BACKED	0.00	0.00 DAYS	0.00	0.00 DAYS
OTHER	0.00	0.00 DAYS	0.00	0.00 DAYS
<b>TOTAL</b>	<b>\$63,052,732,742.87</b>	<b>558.00 DAYS</b>	<b>\$0.00</b>	<b>0.00 DAYS</b>

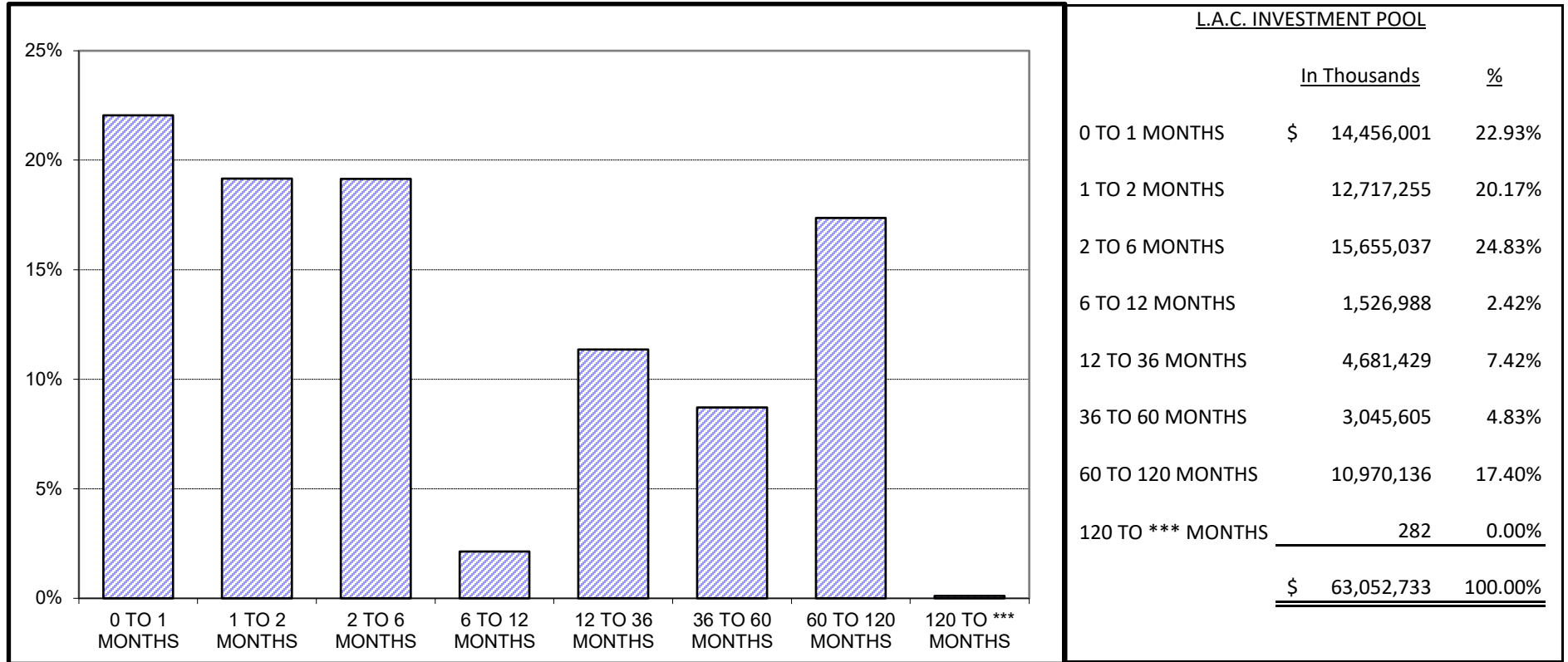
LOS ANGELES COUNTY TREASURER  
INVENTORY REPORT - TOTALS SECTION  
MATURITY RANGE GROUPING  
AS OF APRIL 30, 2025  
ATTACHMENT XV

Maturity Range	Date Range	Amortized Cost	%
<b>PSI - NTRD/TRD</b>			
0 to 1 Months	05/01/25 - 05/31/25	\$ 14,456,000,512.87	22.93%
1 to 2 Months	06/01/25 - 06/30/25	\$ 12,717,254,863.07	20.17%
2 to 3 Months	07/01/25 - 07/31/25	\$ 12,067,221,492.90	19.14%
3 to 4 Months	08/01/25 - 08/31/25	\$ 2,697,824,396.72	4.28%
4 to 5 Months	09/01/25 - 09/30/25	\$ 643,732,055.56	1.02%
5 to 6 Months	10/01/25 - 10/31/25	\$ 246,258,944.44	0.39%
6 to 12 Months	11/01/25 - 04/30/26	\$ 1,526,988,017.46	2.42%
12 to 24 Months	05/01/26 - 04/30/27	\$ 2,239,233,683.73	3.55%
24 to 36 Months	05/01/27 - 04/30/28	\$ 2,442,195,470.79	3.87%
36 to 48 Months	05/01/28 - 04/30/29	\$ 1,603,506,613.40	2.54%
48 to 60 Months	05/01/29 - 04/30/30	\$ 1,442,098,537.69	2.29%
60 to 120 Months	05/01/30 - 04/30/35	\$ 10,970,135,746.22	17.40%
120 to *** Months	05/01/35 -	\$ 282,408.02	0.00%
<b>Portfolio Total:</b>		<b>\$ 63,052,732,742.87</b>	<b>100.00%</b>
<b>AVCCD</b>			
120 to *** Months	05/01/35 -	\$ 25,230,000.00	100.0%
<b>Portfolio Total:</b>		<b>\$ 25,230,000.00</b>	<b>100.0%</b>
<b>ESUSD</b>			
120 to *** Months	05/01/35 -	\$ 16,000,000.00	100.0%
<b>Portfolio Total:</b>		<b>\$ 16,000,000.00</b>	<b>100.0%</b>
<b>GF</b>			
24 to 36 Months	05/01/27 - 04/30/28	\$ 1,610,000.00	100.0%
<b>Portfolio Total:</b>		<b>\$ 1,610,000.00</b>	<b>100.0%</b>
<b>PHHPA</b>			
120 to *** Months	05/01/35 -	\$ 32,175,000.00	100.0%
<b>Portfolio Total:</b>		<b>\$ 32,175,000.00</b>	<b>100.0%</b>
<b>SCP61</b>			
2 to 3 Months	07/01/25 - 07/31/25	\$ 29,759,666.67	50.2%
4 to 5 Months	09/01/25 - 09/30/25	\$ 29,501,425.00	49.8%
<b>Portfolio Total:</b>		<b>\$ 59,261,091.67</b>	<b>100.0%</b>
<b>SCP66</b>			
1 to 2 Months	06/01/25 - 06/30/25	\$ 19,872,133.33	50.3%
4 to 5 Months	09/01/25 - 09/30/25	\$ 19,667,616.67	49.7%
<b>Portfolio Total:</b>		<b>\$ 39,539,750.00</b>	<b>100.0%</b>

LOS ANGELES COUNTY TREASURER  
 INVENTORY REPORT - TOTALS SECTION  
 MATURITY RANGE GROUPING  
 AS OF APRIL 30, 2025  
 ATTACHMENT XV

Maturity Range	Date Range	Amortized Cost	%
<b>SCP6G</b>			
1 to 2 Months	06/01/25 - 06/30/25	\$ 9,936,066.67	50.3%
4 to 5 Months	09/01/25 - 09/30/25	\$ 9,833,808.33	49.7%
<b>Portfolio Total:</b>		<b>\$ 19,769,875.00</b>	<b>100.0%</b>
<b>SCP6H</b>			
4 to 5 Months	09/01/25 - 09/30/25	\$ 4,916,904.16	100.0%
<b>Portfolio Total:</b>		<b>\$ 4,916,904.16</b>	<b>100.0%</b>
<b>SCP9A</b>			
1 to 2 Months	06/01/25 - 06/30/25	\$ 19,872,133.33	50.3%
4 to 5 Months	09/01/25 - 09/30/25	\$ 19,667,616.67	49.7%
<b>Portfolio Total:</b>		<b>\$ 39,539,750.00</b>	<b>100.0%</b>
<b>SCU5F</b>			
1 to 2 Months	06/01/25 - 06/30/25	\$ 29,808,200.00	100.0%
<b>Portfolio Total:</b>		<b>\$ 29,808,200.00</b>	<b>100.0%</b>
<b>SCAQMD</b>			
6 to 12 Months	11/01/25 - 04/30/26	\$ 40,221,213.82	100.0%
<b>Portfolio Total:</b>		<b>\$ 40,221,213.82</b>	<b>100.0%</b>
<b>SLIM</b>			
6 to 12 Months	11/01/25 - 04/30/26	\$ 3,796,473.82	100.0%
<b>Portfolio Total:</b>		<b>\$ 3,796,473.82</b>	<b>100.0%</b>
<b>WASIA</b>			
6 to 12 Months	11/01/25 - 04/30/26	\$ 45,863.16	100.0%
<b>Portfolio Total:</b>		<b>\$ 45,863.16</b>	<b>100.0%</b>

**LOS ANGELES COUNTY TREASURER  
COMPOSITION OF PSI PORTFOLIO BY MATURITY  
AS OF APRIL 30, 2025  
ATTACHMENT XVI**



*Maturity Limits Are In Compliance With The Los Angeles County Treasurer's Investment Policy.*

**LOCAL AGENCY INVESTMENT FUND (LAIF)  
 FOR SPECIFIC PURPOSE INVESTMENTS  
 AS OF APRIL 30, 2025  
 ATTACHMENT XVII**

<b>ISSUE DATE</b>	<b>FUND TITLE</b>	<b>FUND BALANCE</b>
	SOUTH COAST AIR QUALITY MGMT DISTRICT (SCAQMD)	\$40,221,213.82
	SCHOOLS LINKED FOR INSURANCE MANAGEMENT (SLIM)	3,796,473.82
	WHITTIER AREA SCHOOLS INSURANCE AUTHORITY (WASIA)	45,863.16
	LAIF TOTAL	<u><u>\$44,063,550.80</u></u>

**Fiona Ma, CPA**

**Treasurer**

**State of California**



**POOLED MONEY  
INVESTMENT BOARD REPORT**

**MARCH 31, 2025**

STATE OF CALIFORNIA  
STATE TREASURER'S OFFICE  
POOLED MONEY INVESTMENT BOARD REPORT

MARCH 2025

TABLE OF CONTENTS

SUMMARY.....	01
SELECTED INVESTMENT DATA.....	02
PORTFOLIO COMPOSITION.....	03
INVESTMENT TRANSACTIONS.....	04
TIME DEPOSITS.....	37
BANK DEMAND DEPOSITS.....	43
POOLED MONEY INVESTMENT BOARD DESIGNATION...	44



POOLED MONEY INVESTMENT ACCOUNT

## Summary of Investment Data A Comparison of March 2025 with March 2024

(Dollars In Thousands)

	March 2025	March 2024	Change
<b>Average Daily Portfolio (\$)</b>	155,932,622	161,237,976	-5,305,354
<b>Accrued Earnings (\$)</b>	571,204	577,939	-6,735
<b>Effective Yield (%)</b>	4.313	4.232	+0.081
<b>Average Life-Month End (In Days)</b>	244	226	+18
<b>Total Security Transactions</b>			
<b>Amount (\$)</b>	66,940,176	55,590,784	+11,349,392
<b>Number</b>	1,346	1,120	+226
<b>Total Time Deposit Transactions</b>			
<b>Amount (\$)</b>	2,856,000	2,244,000	+612,000
<b>Number</b>	67	62	+5
<b>Average Workday Investment Activity (\$)</b>	3,489,809	2,754,037	+735,772
<b>Prescribed Demand Account Balances For Services (\$)</b>	112,000	154,000	-42,000



## Selected Investment Data Analysis of the Pooled Money Investment Account Portfolio

(Dollars In Thousands)

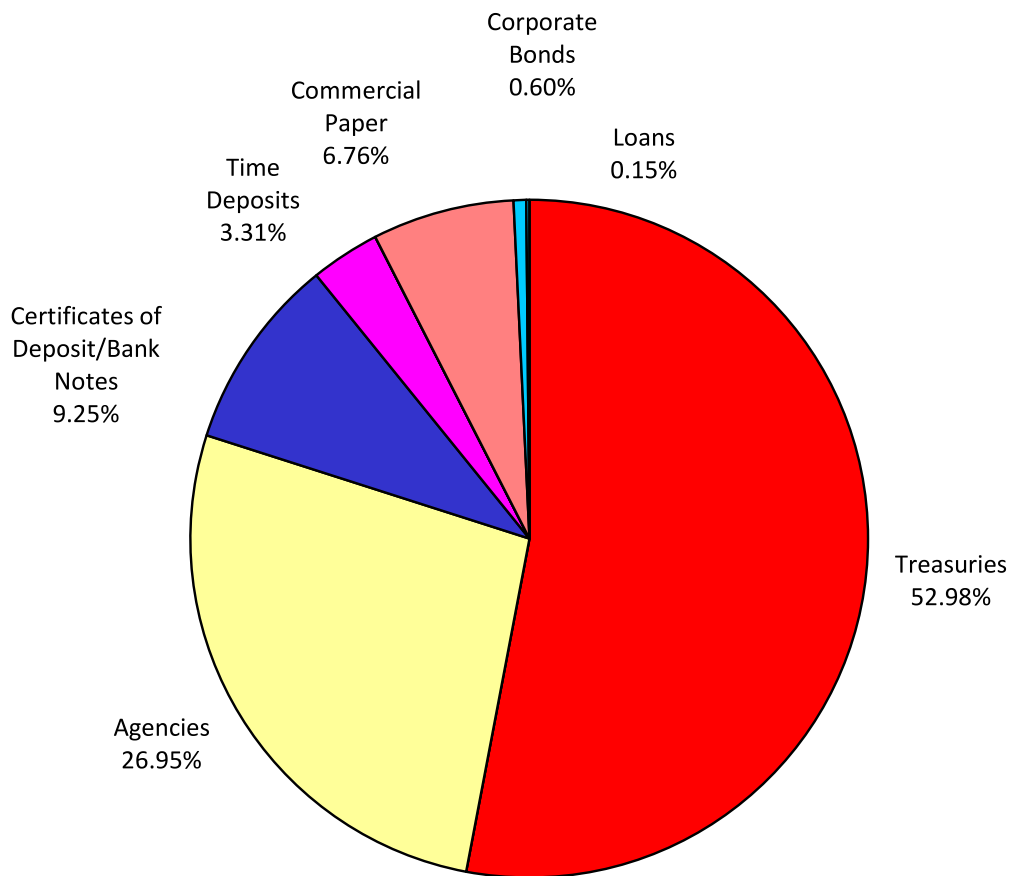
March 31, 2025

<u>TYPE OF SECURITY</u>	<u>AMOUNT (\$)</u>	<u>*PERCENT OF PORTFOLIO</u>	<u>*DIFFERENCE IN PERCENT OF PORTFOLIO FROM PRIOR MONTH</u>
<b>Government</b>			
Bills	40,147,336	25.61	+0.18
Bonds	0	0.00	0
Notes	42,918,756	27.37	-0.21
Strips	0	0.00	0
<b>Total Government</b>	<u>83,066,092</u>	<u>52.98</u>	<u>-0.03</u>
<b>Agency Debentures</b>	13,022,260	8.30	-0.24
<b>Certificates of Deposit</b>	14,500,000	9.25	+0.03
<b>Bank Notes</b>	0	0.00	0
<b>Repurchases</b>	0	0.00	0
<b>Agency Discount Notes</b>	29,244,125	18.65	-0.17
<b>Time Deposits</b>	5,184,500	3.31	+0.07
<b>GNMAs</b>	0	0.00	0
<b>Commercial Paper</b>	10,600,785	6.76	+0.30
<b>Remics</b>	1,138	0.00	0
<b>Corporate Bonds</b>	940,730	0.60	+0.03
<b>PMIA Loans</b>	233,331	0.15	+0.01
<b>GF Loans</b>	0	0.00	0
<b>Other</b>	0	0.00	0
<b>Reversed Repurchases</b>	0	0.00	0
<b>Total (All Types)</b>	<u>156,792,961</u>	<u>100.00</u>	

\*Percentages may be off due to rounding.

<u>INVESTMENT ACTIVITY</u>	<u>March 2025</u>		<u>February 2025</u>	
	<u>NUMBER</u>	<u>AMOUNT (\$)</u>	<u>NUMBER</u>	<u>AMOUNT (\$)</u>
Pooled Money	1,346	66,940,176	1,008	50,074,879
Time Deposits	67	2,856,000	44	1,269,000
Other	36	32,641	1	510,276
<b>Total</b>	<u>1,449</u>	<u>69,828,817</u>	<u>1,053</u>	<u>51,854,155</u>
<b>PMIA Monthly Average Effective Yield (%)</b>		4.313	4.333	
<b>Year to Date Yield Last Day of Month (%)</b>		4.459	4.477	

# Pooled Money Investment Account Portfolio Composition \$156.8 billion 3/31/2025



Percentages may not total 100%, due to rounding.

**INVESTMENT TRANSACTIONS**

<u>DATE</u>	<u>TYPE</u>	<u>a/</u> <u>DESCRIPTION</u>	<u>CPN (%)</u>	<u>MATURITY</u> <u>DATE</u>	<u>b/</u> <u>TRANS</u> <u>YIELD (%)</u>	<u>d/</u> <u>PAR (\$)</u> <u>(000)</u>	<u>DAYS</u> <u>HELD</u>	<u>AMOUNT</u> <u>EARNED (\$)</u>	<u>EFFECTIVE</u> <u>YIELD (%)</u>
03/03/25	<b>REDEMPTIONS</b>								
	CD	WELLS FGO	5.240	03/03/25	5.240	50,000	363	2,641,833.33	5.313
	CD	WELLS FGO	5.240	03/03/25	5.240	50,000	363	2,641,833.33	5.313
	CP	BNP NY		03/03/25	4.550	50,000	167	1,055,347.22	4.713
	CP	BNP NY		03/03/25	4.550	50,000	167	1,055,347.22	4.713
	CP	NATIXIS NY		03/03/25	4.550	50,000	168	1,061,666.67	4.713
	CP	NATIXIS NY		03/03/25	4.550	50,000	168	1,061,666.67	4.713
	CP	SOC GEN NY		03/03/25	4.700	50,000	172	1,122,777.78	4.875
	CP	SOC GEN NY		03/03/25	4.700	50,000	172	1,122,777.78	4.875
	CP	TOYOTA		03/03/25	4.800	50,000	181	1,206,666.67	4.987
	CP	TOYOTA		03/03/25	4.800	50,000	181	1,206,666.67	4.987
	CP	BOFA		03/03/25	5.240	50,000	258	1,877,666.67	5.520
	CP	BOFA		03/03/25	5.240	50,000	258	1,877,666.67	5.520
	CP	RBC NY		03/03/25	5.140	50,000	259	1,848,972.22	5.412
	CP	RBC NY		03/03/25	5.140	50,000	259	1,848,972.22	5.412
	CP	CGMI		03/03/25	5.200	50,000	259	1,870,555.56	5.477
	CP	CGMI		03/03/25	5.200	50,000	259	1,870,555.56	5.477
	CP	CGMI		03/03/25	5.270	50,000	270	1,976,250.00	5.563
	CP	CGMI		03/03/25	5.270	50,000	270	1,976,250.00	5.563
	DEB	FFCB	5.200	03/03/25	5.202	50,000	531	3,784,444.44	5.217
	DEB	FFCB	5.200	03/03/25	5.202	50,000	531	3,784,444.44	5.217
	DEB	FFCB	5.200	03/03/25	5.202	50,000	531	3,784,444.44	5.217
	DEB	FHLMC	3.020	03/03/25	3.020	50,000	992	4,102,166.67	3.027
	DEB	FHLMC	3.020	03/03/25	3.020	50,000	992	4,102,166.67	3.027
	DEB	FHLMC	3.020	03/03/25	3.020	50,000	992	4,102,166.67	3.027
	DN	FNMA		03/03/25	4.235	50,000	11	64,701.39	4.299
	DN	FNMA		03/03/25	4.235	50,000	11	64,701.39	4.299
	DN	IBRD		03/03/25	4.380	50,000	87	529,250.00	4.488
	DN	IBRD		03/03/25	4.380	50,000	87	529,250.00	4.488
	DN	IBRD		03/03/25	4.410	50,000	97	594,125.00	4.525
	DN	IBRD		03/03/25	4.410	50,000	97	594,125.00	4.525
	DN	IBRD		03/03/25	4.440	50,000	102	629,000.00	4.559
	DN	IBRD		03/03/25	4.440	50,000	102	629,000.00	4.559
	DN	FFCB		03/03/25	4.230	50,000	160	940,000.00	4.371
	DN	FFCB		03/03/25	4.230	50,000	160	940,000.00	4.371
	DN	FHLB		03/03/25	4.470	50,000	174	1,080,250.00	4.632
	DN	FHLB		03/03/25	4.470	50,000	174	1,080,250.00	4.632
	DN	FHLB		03/03/25	4.480	50,000	175	1,088,888.89	4.643
	DN	FHLB		03/03/25	4.480	50,000	175	1,088,888.89	4.643
	DN	FHLB		03/03/25	4.955	50,000	251	1,727,368.06	5.204
	DN	FHLB		03/03/25	4.955	50,000	251	1,727,368.06	5.204
	YCD	KBC	4.450	03/03/25	4.450	50,000	80	494,444.44	4.512
	YCD	KBC	4.450	03/03/25	4.450	50,000	80	494,444.44	4.512
	YCD	SUMITOMO	4.770	03/03/25	4.770	50,000	181	1,199,125.00	4.836
	YCD	SUMITOMO	4.770	03/03/25	4.770	50,000	181	1,199,125.00	4.836
	YCD	CIC	4.840	03/03/25	4.840	50,000	181	1,216,722.22	4.907
	YCD	CIC	4.840	03/03/25	4.840	50,000	181	1,216,722.22	4.907

### INVESTMENT TRANSACTIONS

<u>DATE</u>	<u>a/</u> <u>TYPE</u>	<u>DESCRIPTION</u>	<u>CPN (%)</u>	<u>MATURITY</u> <u>DATE</u>	<u>b/</u> <u>TRANS</u> <u>YIELD (%)</u>	<u>d/</u> <u>PAR (\$)</u> <u>(000)</u>	<u>DAYS</u> <u>HELD</u>	<u>AMOUNT</u> <u>EARNED (\$)</u>	<u>EFFECTIVE</u> <u>YIELD (%)</u>
<b>03/03/25</b>	<b>REDEMPTIONS (Continued)</b>								
	YCD	MONTREAL	4.840	03/03/25	4.840	50,000	181	1,216,722.22	4.907
	YCD	MONTREAL	4.840	03/03/25	4.840	50,000	181	1,216,722.22	4.907
	YCD	SCOTIA	5.450	03/03/25	5.450	50,000	273	2,066,458.33	5.526
	YCD	SCOTIA	5.450	03/03/25	5.450	50,000	273	2,066,458.33	5.526
	YCD	LLOYDS	5.530	03/03/25	5.530	50,000	311	2,388,652.78	5.607
	YCD	LLOYDS	5.530	03/03/25	5.530	50,000	311	2,388,652.78	5.607
	YCD	UBS	5.560	03/03/25	5.560	50,000	311	2,401,611.11	5.637
	YCD	BARCLAYS	5.360	03/03/25	5.360	50,000	364	2,709,777.78	5.434
	YCD	BARCLAYS	5.360	03/03/25	5.360	50,000	364	2,709,777.78	5.434
	YCD	CB AUS	5.290	03/03/25	5.290	50,000	367	2,696,430.56	5.378
	YCD	CB AUS	5.290	03/03/25	5.290	50,000	367	2,696,430.56	5.378
<b>03/03/25</b>	<b>PURCHASES</b>								
	CP	MUFG BK		03/10/25	4.260	50,000			
	CP	MUFG BK		03/10/25	4.260	50,000			
	CP	RBC NY		08/29/25	4.230	50,000			
	CP	RBC NY		08/29/25	4.230	50,000			
	DN	FHLB		03/27/25	4.200	50,000			
	DN	FHLB		03/27/25	4.200	50,000			
	DN	FFCB		08/27/25	4.070	50,000			
	DN	FFCB		08/27/25	4.070	50,000			
	DN	FHLB		08/29/25	4.105	50,000			
	DN	FHLB		08/29/25	4.105	50,000			
	TR	BILL		08/14/25	4.140	50,000			
	TR	BILL		08/14/25	4.140	50,000			
	TR	BILL		08/14/25	4.140	50,000			
	TR	BILL		08/14/25	4.140	50,000			
	TR	BILL		08/14/25	4.140	50,000			
	TR	BILL		08/14/25	4.140	50,000			
	YCD	NORINCHUK	4.410	05/02/25	4.410	50,000			
	YCD	NORINCHUK	4.410	05/02/25	4.410	50,000			
<b>03/04/25</b>	<b>REDEMPTIONS</b>								
	CD	US BANK	4.250	03/04/25	4.250	50,000	8	47,222.22	4.309
	CD	US BANK	4.250	03/04/25	4.250	50,000	8	47,222.22	4.309
	CD	US BANK	4.250	03/04/25	4.250	50,000	8	47,222.22	4.309
	CP	CR AG NY		03/04/25	4.310	50,000	8	47,888.89	4.374
	CP	CR AG NY		03/04/25	4.310	50,000	8	47,888.89	4.374
	DN	FHLB		03/04/25	4.225	50,000	8	46,944.44	4.288
	DN	FHLB		03/04/25	4.225	50,000	8	46,944.44	4.288
	DN	FNMA		03/04/25	4.225	50,000	8	46,944.44	4.288
	DN	FNMA		03/04/25	4.225	50,000	8	46,944.44	4.288
	DN	IBRD		03/04/25	4.220	50,000	12	70,333.33	4.285
	DN	IBRD		03/04/25	4.220	50,000	12	70,333.33	4.285

**INVESTMENT TRANSACTIONS**

<u>DATE</u>	<u>TYPE</u>	<u>a/</u> <u>DESCRIPTION</u>	<u>CPN (%)</u>	<u>MATURITY</u> <u>DATE</u>	<u>b/</u> <u>TRANS</u> <u>YIELD (%)</u>	<u>d/</u> <u>PAR (\$)</u> <u>(000)</u>	<u>DAYS</u> <u>HELD</u>	<u>AMOUNT</u> <u>EARNED (\$)</u>	<u>EFFECTIVE</u> <u>YIELD (%)</u>
<b>03/04/25</b>	<b>REDEMPTIONS (Continued)</b>								
	DN	FHLB		03/04/25	4.225	50,000	76	445,972.22	4.322
	DN	FHLB		03/04/25	4.225	50,000	76	445,972.22	4.322
	TR	BILL		03/04/25	4.220	50,000	76	445,444.44	4.317
	TR	BILL		03/04/25	4.220	50,000	76	445,444.44	4.317
	TR	BILL		03/04/25	4.230	50,000	76	446,500.00	4.327
	TR	BILL		03/04/25	4.230	50,000	76	446,500.00	4.327
	TR	BILL		03/04/25	4.375	50,000	116	704,861.11	4.499
	TR	BILL		03/04/25	4.375	50,000	116	704,861.11	4.499
	TR	BILL		03/04/25	4.375	50,000	116	704,861.11	4.499
	TR	BILL		03/04/25	4.383	50,000	119	724,412.50	4.509
	TR	BILL		03/04/25	4.383	50,000	119	724,412.50	4.509
	YCD	DNB	4.310	03/04/25	4.310	50,000	12	71,833.33	4.370
	YCD	DNB	4.310	03/04/25	4.310	50,000	12	71,833.33	4.370
<b>03/04/25</b>	<b>PURCHASES</b>								
	DN	FHLMC		04/04/25	4.210	50,000			
	DN	FHLMC		04/04/25	4.210	50,000			
	DN	FFCB		09/02/25	4.020	50,000			
	DN	FFCB		09/02/25	4.020	50,000			
	TR	BILL		07/01/25	4.195	50,000			
	TR	BILL		07/01/25	4.195	50,000			
	TR	BILL		07/01/25	4.195	50,000			
	TR	BILL		07/01/25	4.195	50,000			
	TR	BILL		07/01/25	4.195	50,000			
	TR	BILL		07/01/25	4.195	50,000			
	YCD	KBC	4.370	05/05/25	4.370	50,000			
	YCD	KBC	4.370	05/05/25	4.370	50,000			
	YCD	RABOBANK	4.270	10/01/25	4.270	50,000			
	YCD	RABOBANK	4.270	10/01/25	4.270	50,000			
<b>03/05/25</b>	<b>NO REDEMPTIONS</b>								
<b>03/05/25</b>	<b>PURCHASES</b>								
	CP	CR AG NY		04/24/25	4.310	50,000			
	CP	CR AG NY		04/24/25	4.310	50,000			
	CP	MIZUHO NY		07/09/25	4.290	50,000			
	CP	MIZUHO NY		07/09/25	4.290	50,000			
	CP	JOHNSON		07/14/25	4.250	50,000			
	CP	JOHNSON		07/14/25	4.250	50,000			
	DN	FHLMC		04/11/25	4.210	50,000			
	DN	FHLMC		04/11/25	4.210	50,000			
	DN	FHLB		06/12/25	4.160	50,000			
	DN	FHLB		06/12/25	4.160	50,000			

**INVESTMENT TRANSACTIONS**

<u>DATE</u>	<u>TYPE</u>	<u>a/</u> <u>DESCRIPTION</u>	<u>CPN (%)</u>	<u>MATURITY</u> <u>DATE</u>	<u>b/</u> <u>TRANS</u> <u>YIELD (%)</u>	<u>d/</u> <u>PAR (\$)</u> <u>(000)</u>	<u>DAYS</u> <u>HELD</u>	<u>AMOUNT</u> <u>EARNED (\$)</u>	<u>EFFECTIVE</u> <u>YIELD (%)</u>
03/05/25	<b>PURCHASES (Continued)</b>								
	DN	IFC		08/29/25	4.050	50,000			
	DN	IFC		08/29/25	4.050	50,000			
	DN	IFC		08/29/25	4.050	50,000			
	DN	FHLB		09/11/25	4.035	50,000			
	DN	FHLB		09/11/25	4.035	50,000			
	DN	FHLB		09/11/25	4.035	50,000			
	DN	FHLB		09/11/25	4.035	50,000			
	DN	FHLB		09/26/25	4.020	50,000			
	DN	FHLB		09/26/25	4.020	50,000			
	TR	BILL		04/15/25	4.220	50,000			
	TR	BILL		04/15/25	4.220	50,000			
	TR	BILL		04/15/25	4.220	50,000			
	TR	BILL		04/15/25	4.226	50,000			
	TR	BILL		04/15/25	4.226	50,000			
	TR	BILL		04/15/25	4.226	50,000			
	TR	BILL		07/01/25	4.190	50,000			
	TR	BILL		07/01/25	4.190	50,000			
	TR	BILL		07/01/25	4.190	50,000			
	TR	BILL		07/01/25	4.190	50,000			
	TR	BILL		07/01/25	4.190	50,000			
	TR	BILL		07/01/25	4.190	50,000			
	TR	BILL		07/01/25	4.190	50,000			
	TR	BILL		07/01/25	4.190	50,000			
	TR	BILL		07/01/25	4.190	50,000			
	TR	BILL		07/01/25	4.195	50,000			
	TR	BILL		07/01/25	4.195	50,000			
	TR	BILL		07/01/25	4.195	50,000			
	TR	BILL		07/01/25	4.195	50,000			
	TR	BILL		07/01/25	4.195	50,000			
	TR	BILL		07/01/25	4.195	50,000			
	TR	BILL		07/01/25	4.195	50,000			
	TR	BILL		07/01/25	4.195	50,000			
	TR	BILL		07/01/25	4.195	50,000			
	TR	BILL		08/14/25	4.090	50,000			
	TR	BILL		08/14/25	4.090	50,000			
	TR	BILL		08/14/25	4.090	50,000			
	YCD	SUMITOMO	4.320	08/29/25	4.320	50,000			
	YCD	SUMITOMO	4.320	08/29/25	4.320	50,000			
	YCD	RB CANADA	4.290	09/11/25	4.290	50,000			
	YCD	RB CANADA	4.290	09/11/25	4.290	50,000			
	YCD	MONTREAL	4.360	09/26/25	4.360	50,000			
	YCD	MONTREAL	4.360	09/26/25	4.360	50,000			
	YCD	UBS	4.330	11/03/25	4.330	50,000			
	YCD	LLOYDS	4.320	03/02/26	4.320	50,000			
	YCD	LLOYDS	4.320	03/02/26	4.320	50,000			

### INVESTMENT TRANSACTIONS

<u>DATE</u>	<u>TYPE</u>	<u>a/</u> <u>DESCRIPTION</u>	<u>CPN (%)</u>	<u>MATURITY</u> <u>DATE</u>	<u>b/</u> <u>TRANS</u> <u>YIELD (%)</u>	<u>d/</u> <u>PAR (\$)</u> <u>(000)</u>	<u>DAYS</u> <u>HELD</u>	<u>AMOUNT</u> <u>EARNED (\$)</u>	<u>EFFECTIVE</u> <u>YIELD (%)</u>
<b>03/06/25</b>	<b>REDEMPTIONS</b>								
	DN	FHLMC		03/06/25	4.215	50,000	29	169,770.83	4.288
	DN	FHLMC		03/06/25	4.215	50,000	29	169,770.83	4.288
	TR	BILL		03/06/25	4.230	50,000	6	35,250.00	4.292
	TR	BILL		03/06/25	4.230	50,000	6	35,250.00	4.292
	TR	BILL		03/06/25	4.230	50,000	6	35,250.00	4.292
	TR	BILL		03/06/25	4.230	50,000	27	158,625.00	4.302
	TR	BILL		03/06/25	4.230	50,000	27	158,625.00	4.302
	TR	BILL		03/06/25	4.231	50,000	27	158,662.50	4.303
	TR	BILL		03/06/25	4.231	50,000	27	158,662.50	4.303
	TR	BILL		03/06/25	4.545	50,000	177	1,117,312.50	4.713
	TR	BILL		03/06/25	4.545	50,000	177	1,117,312.50	4.713
	TR	BILL		03/06/25	4.545	50,000	177	1,117,312.50	4.713
	TR	BILL		03/06/25	4.548	50,000	177	1,117,297.08	4.713
	TR	BILL		03/06/25	4.548	50,000	177	1,117,297.08	4.713
	TR	BILL		03/06/25	4.548	50,000	177	1,117,297.08	4.713
	TR	BILL		03/06/25	4.550	50,000	177	1,118,541.67	4.719
	TR	BILL		03/06/25	4.550	50,000	177	1,118,541.67	4.719
	TR	BILL		03/06/25	4.550	50,000	177	1,118,541.67	4.719
	TR	BILL		03/06/25	4.551	50,000	177	1,118,787.50	4.720
	TR	BILL		03/06/25	4.551	50,000	177	1,118,787.50	4.720
	TR	BILL		03/06/25	4.551	50,000	177	1,118,787.50	4.720
	TR	BILL		03/06/25	4.553	50,000	177	1,119,156.25	4.721
	TR	BILL		03/06/25	4.553	50,000	177	1,119,156.25	4.721
	TR	BILL		03/06/25	4.545	50,000	181	1,142,562.50	4.716
	TR	BILL		03/06/25	4.545	50,000	181	1,142,562.50	4.716
	TR	BILL		03/06/25	4.598	50,000	182	1,162,145.83	4.772
	TR	BILL		03/06/25	4.598	50,000	182	1,162,145.83	4.772
	TR	BILL		03/06/25	4.598	50,000	182	1,162,145.83	4.772
	TR	BILL		03/06/25	4.601	50,000	182	1,162,904.17	4.775
	TR	BILL		03/06/25	4.601	50,000	182	1,162,904.17	4.775
	TR	BILL		03/06/25	4.601	50,000	182	1,162,904.17	4.775
<b>03/06/25</b>	<b>PURCHASES</b>								
	CP	BNP NY		03/10/25	4.310	50,000			
	CP	BNP NY		03/10/25	4.310	50,000			
	CP	RABO NY		03/10/25	4.320	50,000			
	CP	RABO NY		03/10/25	4.320	50,000			
	CP	CAFCO		09/11/25	4.260	50,000			
	CP	CRC		09/11/25	4.260	50,000			
	CP	CRC		09/11/25	4.260	50,000			
	CP	GTA		09/11/25	4.260	50,000			
	DN	FFCB		09/11/25	4.010	50,000			
	DN	FFCB		09/11/25	4.010	50,000			
	DN	FHLB		10/01/25	4.020	50,000			
	DN	FHLB		10/01/25	4.020	50,000			

**INVESTMENT TRANSACTIONS**

<u>DATE</u>	<u>TYPE</u>	<u>a/</u> <u>DESCRIPTION</u>	<u>CPN (%)</u>	<u>MATURITY</u> <u>DATE</u>	<u>b/</u> <u>TRANS</u> <u>YIELD (%)</u>	<u>d/</u> <u>PAR (\$)</u> <u>(000)</u>	<u>DAYS</u> <u>HELD</u>	<u>AMOUNT</u> <u>EARNED (\$)</u>	<u>EFFECTIVE</u> <u>YIELD (%)</u>
<b>03/07/25</b>	<b>REDEMPTIONS</b>								
	CD	US BANK	4.250	03/07/25	4.250	50,000	8	47,222.22	4.309
	CD	US BANK	4.250	03/07/25	4.250	50,000	8	47,222.22	4.309
	CD	US BANK	4.250	03/07/25	4.250	50,000	24	141,666.67	4.309
	CD	US BANK	4.250	03/07/25	4.250	50,000	24	141,666.67	4.309
	CP	MUFG BK		03/07/25	4.250	50,000	8	47,222.22	4.313
	CP	MUFG BK		03/07/25	4.250	50,000	8	47,222.22	4.313
	CP	MUFG BK		03/07/25	4.250	50,000	8	47,222.22	4.313
	CP	CR AG NY		03/07/25	4.310	50,000	8	47,888.89	4.374
	CP	CR AG NY		03/07/25	4.310	50,000	8	47,888.89	4.374
	CP	CR AG NY		03/07/25	4.300	50,000	22	131,388.89	4.371
	CP	CR AG NY		03/07/25	4.300	50,000	22	131,388.89	4.371
	DN	FHLB		03/07/25	4.150	50,000	7	40,347.22	4.211
	DN	FHLB		03/07/25	4.150	50,000	7	40,347.22	4.211
	DN	FHLB		03/07/25	4.150	50,000	7	40,347.22	4.211
	DN	IBRD		03/07/25	4.160	50,000	7	40,444.44	4.221
	DN	IBRD		03/07/25	4.160	50,000	7	40,444.44	4.221
	DN	FFCB		03/07/25	4.180	50,000	7	40,638.89	4.242
	DN	FFCB		03/07/25	4.180	50,000	7	40,638.89	4.242
	DN	FHLB		03/07/25	4.150	50,000	8	46,111.11	4.212
	DN	FHLB		03/07/25	4.150	50,000	8	46,111.11	4.212
	DN	FNMA		03/07/25	4.235	50,000	22	129,402.78	4.305
	DN	FNMA		03/07/25	4.235	50,000	22	129,402.78	4.305
	DN	FNMA		03/07/25	4.235	50,000	22	129,402.78	4.305
	DN	FNMA		03/07/25	4.235	50,000	22	129,402.78	4.305
	YCD	TORONTO	4.350	03/07/25	4.350	50,000	7	42,291.67	4.410
	YCD	TORONTO	4.350	03/07/25	4.350	50,000	7	42,291.67	4.410
	YCD	TORONTO	4.350	03/07/25	4.350	50,000	7	42,291.67	4.410
	YCD	MUFG BK	4.250	03/07/25	4.250	50,000	8	47,222.22	4.309
	YCD	MUFG BK	4.250	03/07/25	4.250	50,000	8	47,222.22	4.309
	YCD	MUFG BK	4.250	03/07/25	4.250	50,000	8	47,222.22	4.309
	YCD	DNB	4.310	03/07/25	4.310	50,000	8	47,888.89	4.370
	YCD	DNB	4.310	03/07/25	4.310	50,000	8	47,888.89	4.370
	YCD	CR AG CIB	4.320	03/07/25	4.320	50,000	8	48,000.00	4.380
	YCD	CR AG CIB	4.320	03/07/25	4.320	50,000	8	48,000.00	4.380
	YCD	DNB	4.310	03/07/25	4.310	50,000	25	149,652.78	4.370
	YCD	DNB	4.310	03/07/25	4.310	50,000	25	149,652.78	4.370
<b>03/07/25</b>	<b>PURCHASES</b>								
	CB	WELLS FGO	3.000	04/22/26	4.349	50,000			
	CP	BNP NY		03/10/25	4.310	50,000			
	CP	BNP NY		03/10/25	4.310	50,000			
	CP	RABO NY		03/10/25	4.320	50,000			
	CP	RABO NY		03/10/25	4.320	50,000			
	CP	COCA COLA		04/11/25	4.320	50,000			
	CP	COCA COLA		04/11/25	4.320	50,000			

### INVESTMENT TRANSACTIONS

<u>DATE</u>	<u>TYPE</u>	<u>a/</u> <u>DESCRIPTION</u>	<u>CPN (%)</u>	<u>MATURITY</u> <u>DATE</u>	<u>b/</u> <u>TRANS</u> <u>YIELD (%)</u>	<u>d/</u> <u>PAR (\$)</u> <u>(000)</u>	<u>DAYS</u> <u>HELD</u>	<u>AMOUNT</u> <u>EARNED (\$)</u>	<u>EFFECTIVE</u> <u>YIELD (%)</u>
03/07/25	PURCHASES (Continued)								
	CP	SUMI TRUST		07/07/25	4.290	50,000			
	CP	SUMI TRUST		07/07/25	4.290	50,000			
	CP	LIBERTY		07/07/25	4.290	50,000			
	CP	BOFA		10/01/25	4.210	50,000			
	CP	BOFA		10/01/25	4.210	50,000			
	DEB	IFC	4.475	03/15/28	4.095	40,000			
	DN	IBRD		04/11/25	4.220	50,000			
	DN	IBRD		04/11/25	4.220	50,000			
	DN	FHLMC		04/15/25	4.210	50,000			
	DN	FHLMC		04/15/25	4.210	50,000			
	DN	FHLMC		06/30/25	4.120	50,000			
	DN	FHLMC		06/30/25	4.120	50,000			
	DN	FHLMC		06/30/25	4.120	50,000			
	DN	FHLMC		06/30/25	4.120	50,000			
	DN	FHLMC		06/30/25	4.120	50,000			
	DN	FHLMC		07/01/25	4.115	50,000			
	DN	FHLMC		07/01/25	4.115	50,000			
	DN	FHLB		08/29/25	4.060	50,000			
	DN	FHLB		08/29/25	4.060	50,000			
	DN	FHLB		08/29/25	4.060	50,000			
	DN	FHLB		08/29/25	4.060	50,000			
	DN	FFCB		09/09/25	4.020	50,000			
	DN	FFCB		09/09/25	4.020	50,000			
	DN	FHLB		09/11/25	4.035	50,000			
	DN	FHLB		09/11/25	4.035	50,000			
	DN	FHLB		09/26/25	4.005	50,000			
	DN	FHLB		09/26/25	4.005	50,000			
	DN	FHLB		09/26/25	4.020	50,000			
	DN	FHLB		09/26/25	4.020	50,000			
	DN	FHLB		10/01/25	4.000	50,000			
	DN	FHLB		10/01/25	4.000	50,000			
	TR	BILL		05/22/25	4.185	50,000			
	TR	BILL		05/22/25	4.185	50,000			
	TR	BILL		05/22/25	4.185	50,000			
	TR	NOTE	0.250	06/30/25	4.160	50,000			
	TR	NOTE	0.250	06/30/25	4.160	50,000			
	TR	NOTE	0.250	06/30/25	4.160	50,000			
	TR	NOTE	0.250	06/30/25	4.160	50,000			
	TR	NOTE	0.250	06/30/25	4.160	50,000			
	TR	NOTE	0.250	06/30/25	4.160	50,000			
	TR	NOTE	2.750	06/30/25	4.174	50,000			
	TR	NOTE	2.750	06/30/25	4.174	50,000			
	TR	NOTE	2.750	06/30/25	4.174	50,000			
	TR	NOTE	2.750	06/30/25	4.174	50,000			
	TR	NOTE	2.750	06/30/25	4.174	50,000			
	TR	NOTE	2.750	06/30/25	4.174	50,000			



### INVESTMENT TRANSACTIONS

<u>DATE</u>	<u>TYPE</u>	<u>a/</u> <u>DESCRIPTION</u>	<u>CPN (%)</u>	<u>MATURITY</u> <u>DATE</u>	<u>b/</u> <u>TRANS</u> <u>YIELD (%)</u>	<u>d/</u> <u>PAR (\$)</u> <u>(000)</u>	<u>DAYS</u> <u>HELD</u>	<u>AMOUNT</u> <u>EARNED (\$)</u>	<u>EFFECTIVE</u> <u>YIELD (%)</u>
<b>03/10/25</b>	<b>REDEMPTIONS (Continued)</b>								
	CP	CR AG NY		03/10/25	4.400	50,000	82	501,111.11	4.506
	CP	CR AG NY		03/10/25	4.400	50,000	82	501,111.11	4.506
	CP	OLD LINE		03/10/25	4.510	50,000	94	588,805.56	4.627
	CP	OLD LINE		03/10/25	4.510	50,000	94	588,805.56	4.627
	CP	MIZUHO NY		03/10/25	4.560	50,000	104	658,666.67	4.685
	CP	MIZUHO NY		03/10/25	4.560	50,000	104	658,666.67	4.685
	CP	CRC		03/10/25	4.560	50,000	116	734,666.67	4.692
	CP	LIBERTY		03/10/25	4.510	50,000	175	1,096,180.56	4.675
	CP	SHEFFIELD		03/10/25	4.770	50,000	186	1,232,250.00	4.958
	DN	IADB		03/10/25	4.430	50,000	111	682,958.33	4.554
	DN	IADB		03/10/25	4.430	50,000	111	682,958.33	4.554
	DN	FHLB		03/10/25	4.345	50,000	145	875,034.72	4.484
	DN	FHLB		03/10/25	4.345	50,000	145	875,034.72	4.484
	DN	FHLB		03/10/25	4.310	50,000	175	1,047,569.44	4.463
	DN	FHLB		03/10/25	4.310	50,000	175	1,047,569.44	4.463
	DN	FHLB		03/10/25	4.445	50,000	181	1,117,423.61	4.610
	DN	FHLB		03/10/25	4.445	50,000	181	1,117,423.61	4.610
	DN	FFCB		03/10/25	4.500	50,000	188	1,175,000.00	4.672
	DN	FFCB		03/10/25	4.500	50,000	188	1,175,000.00	4.672
	DN	FHLB		03/10/25	4.510	50,000	188	1,177,611.11	4.683
	DN	FHLB		03/10/25	4.510	50,000	188	1,177,611.11	4.683
	DN	FFCB		03/10/25	4.500	50,000	192	1,200,000.00	4.675
	YCD	CR AG CIB	4.740	03/10/25	4.740	50,000	180	1,185,000.00	4.806
	YCD	CR AG CIB	4.740	03/10/25	4.740	50,000	180	1,185,000.00	4.806
<b>03/10/25</b>	<b>PURCHASES</b>								
	CP	CR AG NY		03/14/25	4.300	50,000			
	CP	CR AG NY		03/14/25	4.300	50,000			
	CP	CR AG NY		03/14/25	4.300	50,000			
	CP	BNP NY		03/14/25	4.310	50,000			
	CP	BNP NY		03/14/25	4.310	50,000			
	CP	BNP NY		03/14/25	4.310	50,000			
	CP	MUFG BK		05/05/25	4.330	50,000			
	CP	MUFG BK		05/05/25	4.330	50,000			
	CP	CHARIOT		06/20/25	4.360	50,000			
	DN	IBRD		09/26/25	4.030	50,000			
	DN	IBRD		09/26/25	4.030	50,000			
	DN	IBRD		10/01/25	4.030	50,000			
	DN	IBRD		10/01/25	4.030	50,000			
	TR	BILL		07/01/25	4.163	50,000			
	TR	BILL		07/01/25	4.163	50,000			
	TR	BILL		07/01/25	4.163	50,000			
	YCD	SE BANKEN	4.300	09/09/25	4.300	50,000			

**INVESTMENT TRANSACTIONS**

<u>DATE</u>	<u>TYPE</u>	<u>a/</u> <u>DESCRIPTION</u>	<u>CPN (%)</u>	<u>MATURITY</u> <u>DATE</u>	<u>b/</u> <u>TRANS</u> <u>YIELD (%)</u>	<u>d/</u> <u>PAR (\$)</u> <u>(000)</u>	<u>DAYS</u> <u>HELD</u>	<u>AMOUNT</u> <u>EARNED (\$)</u>	<u>EFFECTIVE</u> <u>YIELD (%)</u>
<b>03/11/25</b>	<b>SALES</b>								
	TR	NOTE	4.250	05/31/25		50,000	636	4,014,204.34	4.610
	TR	NOTE	4.250	05/31/25		50,000	636	4,014,204.34	4.610
	TR	NOTE	4.250	05/31/25		50,000	636	4,014,204.34	4.610
	TR	NOTE	4.250	05/31/25		50,000	636	4,012,251.22	4.607
	TR	NOTE	4.250	05/31/25		50,000	636	4,012,251.22	4.607
	TR	NOTE	4.250	05/31/25		50,000	636	4,012,251.22	4.607
	TR	NOTE	4.250	05/31/25		50,000	644	3,968,855.55	4.501
	TR	NOTE	4.250	05/31/25		50,000	644	3,968,855.55	4.501
	TR	NOTE	4.250	05/31/25		50,000	644	3,964,949.30	4.496
	TR	NOTE	4.250	05/31/25		50,000	644	3,964,949.30	4.496
	TR	NOTE	4.250	05/31/25		50,000	644	3,964,949.30	4.496
	TR	NOTE	4.250	05/31/25		50,000	644	3,964,949.30	4.496
	TR	NOTE	4.250	05/31/25		50,000	648	3,951,063.97	4.453
	TR	NOTE	4.250	05/31/25		50,000	648	3,951,063.97	4.453
	TR	NOTE	4.250	05/31/25		50,000	648	3,951,063.97	4.453
	TR	NOTE	4.250	05/31/25		50,000	650	3,913,847.87	4.397
	TR	NOTE	4.250	05/31/25		50,000	650	3,913,847.87	4.397
	TR	NOTE	4.250	05/31/25		50,000	650	3,913,847.87	4.397
	TR	NOTE	4.250	05/31/25		50,000	650	3,907,988.49	4.391
	TR	NOTE	4.250	05/31/25		50,000	650	3,907,988.49	4.391
	TR	NOTE	4.250	05/31/25		50,000	650	3,907,988.49	4.391
	TR	NOTE	4.250	05/31/25		50,000	650	3,937,285.37	4.424
	TR	NOTE	4.250	05/31/25		50,000	650	3,937,285.37	4.424
	TR	NOTE	4.250	05/31/25		50,000	650	3,937,285.37	4.424
<b>03/11/25</b>	<b>REDEMPTIONS</b>								
	DEB	FFCB	4.550	03/11/25	4.550	50,000	179	1,124,861.11	4.587
	DEB	FFCB	4.550	03/11/25	4.550	50,000	179	1,124,861.11	4.587
	DEB	FFCB	4.550	03/11/25	4.550	50,000	179	1,124,861.11	4.587
	DEB	FFCB	4.550	03/11/25	4.550	50,000	179	1,124,861.11	4.587
	DEB	FHLB	4.630	03/11/25	4.630	50,000	186	1,189,652.78	4.669
	DEB	FHLB	4.630	03/11/25	4.630	50,000	186	1,189,652.78	4.669
	DEB	FHLB	4.630	03/11/25	4.630	50,000	186	1,189,652.78	4.669
	DN	FHLB		03/11/25	4.200	50,000	70	408,333.33	4.293
	DN	FHLB		03/11/25	4.200	50,000	70	408,333.33	4.293
	DN	IBRD		03/11/25	4.230	50,000	162	951,750.00	4.372
	DN	IBRD		03/11/25	4.230	50,000	162	951,750.00	4.372
	DN	FFCB		03/11/25	4.150	50,000	166	956,805.56	4.290
	DN	FFCB		03/11/25	4.150	50,000	166	956,805.56	4.290
	DN	FHLB		03/11/25	4.195	50,000	166	967,180.56	4.337
	DN	FHLB		03/11/25	4.195	50,000	166	967,180.56	4.337
	DN	IBRD		03/11/25	4.220	50,000	166	972,944.44	4.364
	DN	IBRD		03/11/25	4.220	50,000	166	972,944.44	4.364
	DN	FHLMC		03/11/25	4.230	50,000	175	1,028,125.00	4.379
	DN	FHLMC		03/11/25	4.230	50,000	175	1,028,125.00	4.379

**INVESTMENT TRANSACTIONS**

<u>DATE</u>	<u>TYPE</u>	<u>a/</u> <u>DESCRIPTION</u>	<u>CPN (%)</u>	<u>MATURITY</u> <u>DATE</u>	<u>b/</u> <u>TRANS</u> <u>YIELD (%)</u>	<u>d/</u> <u>PAR (\$)</u> <u>(000)</u>	<u>DAYS</u> <u>HELD</u>	<u>AMOUNT</u> <u>EARNED (\$)</u>	<u>EFFECTIVE</u> <u>YIELD (%)</u>
03/11/25	REDEMPTIONS (Continued)								
	TR	BILL		03/11/25	4.250	50,000	28	165,277.78	4.323
	TR	BILL		03/11/25	4.250	50,000	28	165,277.78	4.323
	TR	BILL		03/11/25	4.250	50,000	28	165,277.78	4.323
	TR	BILL		03/11/25	4.235	50,000	29	170,576.39	4.309
	TR	BILL		03/11/25	4.235	50,000	29	170,576.39	4.309
	TR	BILL		03/11/25	4.235	50,000	29	170,576.39	4.309
	TR	BILL		03/11/25	4.200	50,000	81	472,500.00	4.299
	TR	BILL		03/11/25	4.200	50,000	81	472,500.00	4.299
	TR	BILL		03/11/25	4.210	50,000	81	473,625.00	4.309
	TR	BILL		03/11/25	4.210	50,000	81	473,625.00	4.309
	TR	BILL		03/11/25	4.210	50,000	85	497,013.89	4.311
	TR	BILL		03/11/25	4.210	50,000	85	497,013.89	4.311
	TR	BILL		03/11/25	4.210	50,000	85	497,013.89	4.311
	TR	BILL		03/11/25	4.215	50,000	85	497,604.17	4.316
	TR	BILL		03/11/25	4.215	50,000	85	497,604.17	4.316
	TR	BILL		03/11/25	4.215	50,000	85	497,604.17	4.316
	TR	BILL		03/11/25	4.375	50,000	99	601,562.50	4.490
	TR	BILL		03/11/25	4.375	50,000	99	601,562.50	4.490
	TR	BILL		03/11/25	4.375	50,000	99	601,562.50	4.490
	TR	BILL		03/11/25	4.375	50,000	99	601,562.50	4.490
	TR	BILL		03/11/25	4.375	50,000	99	601,562.50	4.490
	TR	BILL		03/11/25	4.375	50,000	99	601,562.50	4.490
	TR	BILL		03/11/25	4.381	50,000	99	602,387.50	4.496
	TR	BILL		03/11/25	4.381	50,000	99	602,387.50	4.496
	TR	BILL		03/11/25	4.381	50,000	99	602,387.50	4.496
	TR	BILL		03/11/25	4.390	50,000	105	640,208.33	4.509
	TR	BILL		03/11/25	4.390	50,000	105	640,208.33	4.509
	TR	BILL		03/11/25	4.390	50,000	105	640,208.33	4.509
	TR	BILL		03/11/25	4.390	50,000	105	640,208.33	4.509
	TR	BILL		03/11/25	4.390	50,000	105	640,208.33	4.509
	TR	BILL		03/11/25	4.390	50,000	105	640,208.33	4.509
	TR	BILL		03/11/25	4.380	50,000	106	644,833.33	4.499
	TR	BILL		03/11/25	4.380	50,000	106	644,833.33	4.499
	TR	BILL		03/11/25	4.385	50,000	106	645,569.44	4.504
	TR	BILL		03/11/25	4.385	50,000	106	645,569.44	4.504
	TR	BILL		03/11/25	4.385	50,000	106	645,569.44	4.504
	TR	BILL		03/11/25	4.375	50,000	110	668,402.78	4.496
	TR	BILL		03/11/25	4.375	50,000	110	668,402.78	4.496
	TR	BILL		03/11/25	4.375	50,000	110	668,402.78	4.496
	TR	BILL		03/11/25	4.380	50,000	110	669,166.67	4.501
	TR	BILL		03/11/25	4.380	50,000	110	669,166.67	4.501
	TR	BILL		03/11/25	4.380	50,000	110	669,166.67	4.501
	TR	BILL		03/11/25	4.395	50,000	111	677,562.50	4.517
	TR	BILL		03/11/25	4.395	50,000	111	677,562.50	4.517
	TR	BILL		03/11/25	4.395	50,000	111	677,562.50	4.517



**INVESTMENT TRANSACTIONS**

<u>DATE</u>	<u>TYPE</u>	<u>a/</u> <u>DESCRIPTION</u>	<u>CPN (%)</u>	<u>MATURITY</u> <u>DATE</u>	<u>b/</u> <u>TRANS</u> <u>YIELD (%)</u>	<u>d/</u> <u>PAR (\$)</u> <u>(000)</u>	<u>DAYS</u> <u>HELD</u>	<u>AMOUNT</u> <u>EARNED (\$)</u>	<u>EFFECTIVE</u> <u>YIELD (%)</u>
03/12/25	<b>PURCHASES (Continued)</b>								
	CP	JOHNSON		08/04/25	4.170	50,000			
	CP	JOHNSON		08/04/25	4.170	50,000			
	CP	JOHNSON		08/04/25	4.170	50,000			
	CP	BOFA		10/29/25	4.220	50,000			
	CP	BOFA		10/29/25	4.220	50,000			
	CP	BOFA		10/29/25	4.220	50,000			
	DN	FHLMC		04/11/25	4.200	50,000			
	DN	FHLMC		04/11/25	4.200	50,000			
	DN	FHLMC		04/11/25	4.200	50,000			
	DN	FHLMC		04/11/25	4.200	50,000			
	DN	FHLB		08/01/25	4.115	50,000			
	DN	FHLB		08/01/25	4.115	50,000			
	DN	FHLB		08/29/25	4.075	50,000			
	DN	FHLB		08/29/25	4.075	50,000			
	DN	FFCB		10/01/25	4.010	50,000			
	DN	FFCB		10/01/25	4.010	50,000			
	DN	FHLB		10/01/25	4.040	50,000			
	DN	FHLB		10/01/25	4.040	50,000			
	TR	BILL		05/13/25	4.190	50,000			
	TR	BILL		05/13/25	4.190	50,000			
	TR	BILL		05/13/25	4.190	50,000			
	TR	BILL		06/10/25	4.183	50,000			
	TR	BILL		06/10/25	4.183	50,000			
	TR	BILL		06/10/25	4.183	50,000			
	TR	BILL		06/10/25	4.185	50,000			
	TR	BILL		06/10/25	4.185	50,000			
	TR	BILL		06/10/25	4.185	50,000			
	TR	BILL		06/10/25	4.185	50,000			
	TR	BILL		07/01/25	4.170	50,000			
	TR	BILL		07/01/25	4.170	50,000			
	TR	BILL		07/01/25	4.170	50,000			
	TR	BILL		07/01/25	4.170	50,000			
	TR	BILL		07/01/25	4.170	50,000			
	TR	BILL		07/01/25	4.170	50,000			
	TR	BILL		07/01/25	4.170	50,000			
	TR	BILL		07/01/25	4.170	50,000			
	TR	BILL		07/01/25	4.170	50,000			
	TR	BILL		07/01/25	4.170	50,000			
	TR	BILL		07/01/25	4.170	50,000			
	TR	BILL		07/01/25	4.170	50,000			
	TR	BILL		08/14/25	4.095	50,000			
	TR	BILL		08/14/25	4.095	50,000			
	TR	BILL		08/14/25	4.095	50,000			
	TR	BILL		08/14/25	4.100	50,000			
	TR	BILL		08/14/25	4.100	50,000			
	TR	BILL		08/14/25	4.100	50,000			
	TR	BILL		08/14/25	4.100	50,000			
	TR	BILL		08/28/25	4.090	50,000			
	TR	BILL		08/28/25	4.090	50,000			

**INVESTMENT TRANSACTIONS**

<u>DATE</u>	<u>TYPE</u>	<u>a/</u> <u>DESCRIPTION</u>	<u>CPN (%)</u>	<u>MATURITY</u> <u>DATE</u>	<u>b/</u> <u>TRANS</u> <u>YIELD (%)</u>	<u>d/</u> <u>PAR (\$)</u> <u>(000)</u>	<u>DAYS</u> <u>HELD</u>	<u>AMOUNT</u> <u>EARNED (\$)</u>	<u>EFFECTIVE</u> <u>YIELD (%)</u>
<b>03/12/25</b>	<b>PURCHASES (Continued)</b>								
	TR	BILL		08/28/25	4.095	50,000			
	TR	BILL		08/28/25	4.095	50,000			
	YCD	DNB	4.310	04/09/25	4.310	50,000			
	YCD	DNB	4.310	04/09/25	4.310	50,000			
	YCD	SE BANKEN	4.320	09/09/25	4.320	50,000			
	YCD	MONTREAL	4.320	09/11/25	4.320	50,000			
	YCD	MONTREAL	4.320	09/11/25	4.320	50,000			
	YCD	MONTREAL	4.320	09/11/25	4.320	50,000			
	YCD	SOC GEN	4.270	09/26/25	4.270	50,000			
	YCD	SOC GEN	4.270	09/26/25	4.270	50,000			
	YCD	LLOYDS	4.310	12/01/25	4.310	50,000			
	YCD	LLOYDS	4.310	12/01/25	4.310	50,000			
<b>03/13/25</b>	<b>SALES</b>								
	TR	BILL		07/24/25	4.145	50,000	17	103,701.39	4.532
	TR	BILL		07/24/25	4.145	50,000	17	103,701.39	4.532
	TR	BILL		07/24/25	4.145	50,000	17	103,701.39	4.532
<b>03/13/25</b>	<b>REDEMPTIONS</b>								
	CP	SOC GEN NY		03/13/25	4.300	50,000	1	5,972.22	4.360
	CP	SOC GEN NY		03/13/25	4.300	50,000	1	5,972.22	4.360
	CP	SOC GEN NY		03/13/25	4.300	50,000	1	5,972.22	4.360
	CP	SOC GEN NY		03/13/25	4.300	50,000	1	5,972.22	4.360
	CP	BNP NY		03/13/25	4.310	50,000	1	5,986.11	4.370
	CP	BNP NY		03/13/25	4.310	50,000	1	5,986.11	4.370
	CP	BNP NY		03/13/25	4.310	50,000	1	5,986.11	4.370
	CP	BNP NY		03/13/25	4.310	50,000	1	5,986.11	4.370
	CP	RABO NY		03/13/25	4.320	50,000	1	6,000.00	4.381
	CP	RABO NY		03/13/25	4.320	50,000	1	6,000.00	4.381
	CP	RABO NY		03/13/25	4.320	50,000	1	6,000.00	4.381
	CP	RABO NY		03/13/25	4.320	50,000	1	6,000.00	4.381
	CP	MUFG BK		03/13/25	4.480	50,000	87	541,333.33	4.592
	CP	MUFG BK		03/13/25	4.480	50,000	87	541,333.33	4.592
	DN	IBRD		03/13/25	4.250	50,000	90	531,250.00	4.355
	DN	IBRD		03/13/25	4.250	50,000	90	531,250.00	4.355
	DN	IBRD		03/13/25	4.380	50,000	97	590,083.33	4.494
	DN	IBRD		03/13/25	4.380	50,000	97	590,083.33	4.494
	DN	FHLB		03/13/25	4.365	50,000	141	854,812.50	4.503
	DN	FHLB		03/13/25	4.365	50,000	141	854,812.50	4.503
	DN	FHLB		03/13/25	4.360	50,000	146	884,111.11	4.500
	DN	FHLB		03/13/25	4.360	50,000	146	884,111.11	4.500
	DN	FHLB		03/13/25	4.360	50,000	146	884,111.11	4.500
	DN	FFCB		03/13/25	4.430	50,000	182	1,119,805.56	4.594
	DN	FFCB		03/13/25	4.430	50,000	182	1,119,805.56	4.594

**INVESTMENT TRANSACTIONS**

<u>DATE</u>	<u>TYPE</u>	<u>a/</u> <u>DESCRIPTION</u>	<u>CPN (%)</u>	<u>MATURITY</u> <u>DATE</u>	<u>b/</u> <u>TRANS</u> <u>YIELD (%)</u>	<u>d/</u> <u>PAR (\$)</u> <u>(000)</u>	<u>DAYS</u> <u>HELD</u>	<u>AMOUNT</u> <u>EARNED (\$)</u>	<u>EFFECTIVE</u> <u>YIELD (%)</u>
03/13/25	REDEMPTIONS (Continued)								
	TR	BILL		03/13/25	4.188	50,000	57	331,510.42	4.274
	TR	BILL		03/13/25	4.188	50,000	57	331,510.42	4.274
	TR	BILL		03/13/25	4.188	50,000	57	331,510.42	4.274
	TR	BILL		03/13/25	4.190	50,000	57	331,708.33	4.277
	TR	BILL		03/13/25	4.190	50,000	57	331,708.33	4.277
	TR	BILL		03/13/25	4.190	50,000	57	331,708.33	4.277
	TR	BILL		03/13/25	4.220	50,000	85	498,194.44	4.322
	TR	BILL		03/13/25	4.220	50,000	85	498,194.44	4.322
	TR	BILL		03/13/25	4.220	50,000	85	498,194.44	4.322
	TR	BILL		03/13/25	4.220	50,000	85	498,194.44	4.322
	TR	BILL		03/13/25	4.220	50,000	85	498,194.44	4.322
	TR	BILL		03/13/25	4.220	50,000	85	498,194.44	4.322
	TR	BILL		03/13/25	4.315	50,000	153	916,937.50	4.457
	TR	BILL		03/13/25	4.315	50,000	153	916,937.50	4.457
	TR	BILL		03/13/25	4.340	50,000	156	940,333.33	4.485
	TR	BILL		03/13/25	4.340	50,000	156	940,333.33	4.485
	TR	BILL		03/13/25	4.340	50,000	156	940,333.33	4.485
	TR	BILL		03/13/25	4.343	50,000	156	940,983.33	4.488
	TR	BILL		03/13/25	4.343	50,000	156	940,983.33	4.488
	TR	BILL		03/13/25	4.343	50,000	156	940,983.33	4.488
	TR	BILL		03/13/25	4.320	50,000	160	960,000.00	4.466
	TR	BILL		03/13/25	4.320	50,000	160	960,000.00	4.466
	TR	BILL		03/13/25	4.263	50,000	162	959,175.00	4.407
	TR	BILL		03/13/25	4.263	50,000	162	959,175.00	4.407
	TR	BILL		03/13/25	4.265	50,000	162	959,625.00	4.409
	TR	BILL		03/13/25	4.265	50,000	162	959,625.00	4.409
	TR	BILL		03/13/25	4.230	50,000	163	957,625.00	4.372
	TR	BILL		03/13/25	4.230	50,000	163	957,625.00	4.372
	TR	BILL		03/13/25	4.230	50,000	163	957,625.00	4.372
	TR	BILL		03/13/25	4.240	50,000	163	959,888.89	4.383
	TR	BILL		03/13/25	4.240	50,000	163	959,888.89	4.383
	TR	BILL		03/13/25	4.240	50,000	163	959,888.89	4.383
	TR	BILL		03/13/25	4.250	50,000	163	962,152.70	4.394
	TR	BILL		03/13/25	4.250	50,000	163	962,152.70	4.394
	TR	BILL		03/13/25	4.250	50,000	163	962,152.70	4.394
	TR	BILL		03/13/25	4.275	50,000	164	973,750.00	4.420
	TR	BILL		03/13/25	4.275	50,000	164	973,750.00	4.420
	TR	BILL		03/13/25	4.275	50,000	164	973,750.00	4.420
	TR	BILL		03/13/25	4.275	50,000	164	973,750.00	4.420
	TR	BILL		03/13/25	4.275	50,000	168	997,500.00	4.423
	TR	BILL		03/13/25	4.275	50,000	168	997,500.00	4.423
	TR	BILL		03/13/25	4.275	50,000	168	997,500.00	4.423
	TR	BILL		03/13/25	4.275	50,000	168	997,500.00	4.423
	TR	BILL		03/13/25	4.260	50,000	169	999,916.67	4.407
	TR	BILL		03/13/25	4.260	50,000	169	999,916.67	4.407
	TR	BILL		03/13/25	4.260	50,000	169	999,916.67	4.407

**INVESTMENT TRANSACTIONS**

<u>DATE</u>	<u>TYPE</u>	<u>a/</u> <u>DESCRIPTION</u>	<u>CPN (%)</u>	<u>MATURITY</u> <u>DATE</u>	<u>b/</u> <u>TRANS</u> <u>YIELD (%)</u>	<u>d/</u> <u>PAR (\$)</u> <u>(000)</u>	<u>DAYS</u> <u>HELD</u>	<u>AMOUNT</u> <u>EARNED (\$)</u>	<u>EFFECTIVE</u> <u>YIELD (%)</u>
03/13/25	REDEMPTIONS (Continued)								
	TR	BILL		03/13/25	4.315	50,000	170	1,018,819.44	4.466
	TR	BILL		03/13/25	4.315	50,000	170	1,018,819.44	4.466
	TR	BILL		03/13/25	4.315	50,000	170	1,018,819.44	4.466
	TR	BILL		03/13/25	4.315	50,000	170	1,018,819.44	4.466
	TR	BILL		03/13/25	4.315	50,000	170	1,018,819.44	4.466
	TR	BILL		03/13/25	4.315	50,000	170	1,018,819.44	4.466
	TR	BILL		03/13/25	4.318	50,000	170	1,019,409.72	4.469
	TR	BILL		03/13/25	4.318	50,000	170	1,019,409.72	4.469
	TR	BILL		03/13/25	4.318	50,000	170	1,019,409.72	4.469
	TR	BILL		03/13/25	4.435	50,000	176	1,084,111.11	4.596
	TR	BILL		03/13/25	4.435	50,000	176	1,084,111.11	4.596
	TR	BILL		03/13/25	4.435	50,000	176	1,084,111.11	4.596
	TR	BILL		03/13/25	4.435	50,000	176	1,084,111.11	4.596
	TR	BILL		03/13/25	4.435	50,000	176	1,084,111.11	4.596
	TR	BILL		03/13/25	4.435	50,000	176	1,084,111.11	4.596
	TR	BILL		03/13/25	4.455	50,000	176	1,089,000.00	4.617
	TR	BILL		03/13/25	4.455	50,000	176	1,089,000.00	4.617
	TR	BILL		03/13/25	4.460	50,000	176	1,090,222.22	4.623
	TR	BILL		03/13/25	4.460	50,000	176	1,090,222.22	4.623
	TR	BILL		03/13/25	4.431	50,000	177	1,089,287.50	4.593
	TR	BILL		03/13/25	4.431	50,000	177	1,089,287.50	4.593
	TR	BILL		03/13/25	4.431	50,000	177	1,089,287.50	4.593
	TR	BILL		03/13/25	4.435	50,000	177	1,090,270.83	4.597
	TR	BILL		03/13/25	4.435	50,000	177	1,090,270.83	4.597
	TR	BILL		03/13/25	4.435	50,000	177	1,090,270.83	4.597
	TR	BILL		03/13/25	4.430	50,000	178	1,095,194.44	4.592
	TR	BILL		03/13/25	4.430	50,000	178	1,095,194.44	4.592
	TR	BILL		03/13/25	4.430	50,000	178	1,095,194.44	4.592
	TR	BILL		03/13/25	4.430	50,000	178	1,095,194.44	4.592
	TR	BILL		03/13/25	4.433	50,000	178	1,095,812.50	4.595
	TR	BILL		03/13/25	4.433	50,000	178	1,095,812.50	4.595
	TR	BILL		03/13/25	4.433	50,000	178	1,095,812.50	4.595
	TR	BILL		03/13/25	4.435	50,000	178	1,096,430.56	4.597
	TR	BILL		03/13/25	4.435	50,000	178	1,096,430.56	4.597
	TR	BILL		03/13/25	4.435	50,000	178	1,096,430.56	4.597
	TR	BILL		03/13/25	4.435	50,000	178	1,096,430.56	4.597
	TR	BILL		03/13/25	4.570	50,000	178	1,129,805.56	4.741
	TR	BILL		03/13/25	4.570	50,000	178	1,129,805.56	4.741
	TR	BILL		03/13/25	4.570	50,000	178	1,129,805.56	4.741
	TR	BILL		03/13/25	4.510	50,000	182	1,140,027.78	4.679
	TR	BILL		03/13/25	4.510	50,000	182	1,140,027.78	4.679
	TR	BILL		03/13/25	4.510	50,000	182	1,140,027.78	4.679
	TR	BILL		03/13/25	4.510	50,000	182	1,140,027.78	4.679
	TR	BILL		03/13/25	4.510	50,000	182	1,140,027.78	4.679
	TR	BILL		03/13/25	4.510	50,000	182	1,140,027.78	4.679

**INVESTMENT TRANSACTIONS**

<u>DATE</u>	<u>TYPE</u>	<u>a/</u> <u>DESCRIPTION</u>	<u>CPN (%)</u>	<u>MATURITY</u> <u>DATE</u>	<u>b/</u> <u>TRANS</u> <u>YIELD (%)</u>	<u>d/</u> <u>PAR (\$)</u> <u>(000)</u>	<u>DAYS</u> <u>HELD</u>	<u>AMOUNT</u> <u>EARNED (\$)</u>	<u>EFFECTIVE</u> <u>YIELD (%)</u>
03/13/25	<b>REDEMPTIONS (Continued)</b>								
	TR	BILL		03/13/25	4.515	50,000	182	1,141,291.67	4.685
	TR	BILL		03/13/25	4.515	50,000	182	1,141,291.67	4.685
	TR	BILL		03/13/25	4.515	50,000	182	1,141,291.67	4.685
	TR	BILL		03/13/25	4.528	50,000	182	1,144,451.39	4.698
	TR	BILL		03/13/25	4.528	50,000	182	1,144,451.39	4.698
	TR	BILL		03/13/25	4.528	50,000	182	1,144,451.39	4.698
	TR	BILL		03/13/25	4.530	50,000	182	1,145,083.33	4.701
	TR	BILL		03/13/25	4.530	50,000	182	1,145,083.33	4.701
	TR	BILL		03/13/25	4.530	50,000	182	1,145,083.33	4.701
	TR	BILL		03/13/25	4.575	50,000	182	1,156,458.33	4.748
	TR	BILL		03/13/25	4.575	50,000	182	1,156,458.33	4.748
	TR	BILL		03/13/25	4.575	50,000	182	1,156,458.33	4.748
	TR	BILL		03/13/25	4.575	50,000	182	1,156,458.33	4.748
	TR	BILL		03/13/25	4.575	50,000	182	1,156,458.33	4.748
03/13/25	<b>PURCHASES</b>								
	CP	COCA COLA		06/30/25	4.220	50,000			
	CP	COCA COLA		06/30/25	4.220	50,000			
	CP	SCOTIA NY		11/03/25	4.160	50,000			
	CP	SCOTIA NY		11/03/25	4.160	50,000			
	DEB CL	IFC	4.380	03/12/30	4.380	50,000			
	DEB CL	IFC	4.380	03/12/30	4.380	50,000			
	DN	FHLB		09/26/25	4.055	50,000			
	DN	FHLB		09/26/25	4.055	50,000			
	DN	FHLB		10/01/25	4.050	50,000			
	DN	FHLB		10/01/25	4.050	50,000			
	TR	BILL		09/11/25	4.088	50,000			
	TR	BILL		09/11/25	4.088	50,000			
	TR	BILL		09/11/25	4.088	50,000			
	TR	BILL		09/11/25	4.088	50,000			
	TR	BILL		09/11/25	4.088	50,000			
	TR	BILL		09/11/25	4.088	50,000			
	TR	BILL		09/11/25	4.088	50,000			
	TR	BILL		09/11/25	4.088	50,000			
	TR	BILL		09/11/25	4.088	50,000			
	TR	BILL		09/11/25	4.088	50,000			
	TR	BILL		09/11/25	4.088	50,000			
	TR	BILL		09/11/25	4.090	50,000			
	TR	BILL		09/11/25	4.090	50,000			
	TR	BILL		09/11/25	4.093	50,000			
	TR	BILL		09/11/25	4.093	50,000			
	TR	BILL		09/11/25	4.093	50,000			
	TR	NOTE	4.125	02/28/27	4.003	50,000			
	TR	NOTE	4.125	02/28/27	4.003	50,000			
	TR	NOTE	4.125	02/28/27	4.003	50,000			

### INVESTMENT TRANSACTIONS

<u>DATE</u>	<u>TYPE</u>	<u>a/</u> <u>DESCRIPTION</u>	<u>CPN (%)</u>	<u>MATURITY</u> <u>DATE</u>	<u>b/</u> <u>TRANS</u> <u>YIELD (%)</u>	<u>d/</u> <u>PAR (\$)</u> <u>(000)</u>	<u>DAYS</u> <u>HELD</u>	<u>AMOUNT</u> <u>EARNED (\$)</u>	<u>EFFECTIVE</u> <u>YIELD (%)</u>
<b>03/13/25</b>	<b>PURCHASES (Continued)</b>								
	TR	NOTE	4.125	02/28/27	4.003	50,000			
	TR	NOTE	4.125	02/28/27	4.003	50,000			
	TR	NOTE	4.125	02/28/27	4.003	50,000			
	TR	NOTE	4.125	02/28/27	4.003	50,000			
	TR	NOTE	4.125	02/28/27	4.003	50,000			
	TR	NOTE	4.125	02/28/27	4.003	50,000			
<b>03/14/25</b>	<b>REDEMPTIONS</b>								
	CP	RABO NY		03/14/25	4.320	50,000	2	12,000.00	4.381
	CP	RABO NY		03/14/25	4.320	50,000	2	12,000.00	4.381
	CP	CR AG NY		03/14/25	4.300	50,000	4	23,888.89	4.362
	CP	CR AG NY		03/14/25	4.300	50,000	4	23,888.89	4.362
	CP	CR AG NY		03/14/25	4.300	50,000	4	23,888.89	4.362
	CP	BNP NY		03/14/25	4.310	50,000	4	23,944.44	4.372
	CP	BNP NY		03/14/25	4.310	50,000	4	23,944.44	4.372
	CP	BNP NY		03/14/25	4.310	50,000	4	23,944.44	4.372
	CP	FAIRWAY		03/14/25	4.530	50,000	95	597,708.33	4.648
	CP	METLIFE STF		03/14/25	4.500	50,000	179	1,118,750.00	4.667
	DN	FHLMC		03/14/25	4.225	50,000	35	205,381.94	4.301
	DN	FHLMC		03/14/25	4.225	50,000	35	205,381.94	4.301
	DN	FNMA		03/14/25	4.210	50,000	39	228,041.67	4.288
	DN	FNMA		03/14/25	4.210	50,000	39	228,041.67	4.288
	DN	IBRD		03/14/25	4.380	50,000	98	596,166.67	4.494
	DN	IBRD		03/14/25	4.380	50,000	98	596,166.67	4.494
	YCD	DNB	4.310	03/14/25	4.310	50,000	7	41,902.78	4.370
	YCD	DNB	4.310	03/14/25	4.310	50,000	7	41,902.78	4.370
	YCD	KBC	4.390	03/14/25	4.390	50,000	59	359,736.11	4.451
	YCD	KBC	4.390	03/14/25	4.390	50,000	59	359,736.11	4.451
	YCD	NORINCHUK	4.400	03/14/25	4.400	50,000	66	403,333.33	4.461
	YCD	NORINCHUK	4.400	03/14/25	4.400	50,000	66	403,333.33	4.461
<b>03/14/25</b>	<b>PURCHASES</b>								
	CP	CR AG NY		04/07/25	4.250	50,000			
	CP	CR AG NY		04/07/25	4.250	50,000			
	CP	CR AG NY		04/07/25	4.250	50,000			
	CP	FAIRWAY		06/12/25	4.350	50,000			
	DN	FHLMC		04/11/25	4.195	50,000			
	DN	FHLMC		04/11/25	4.195	50,000			
	DN	FNMA		04/11/25	4.195	50,000			
	DN	FNMA		04/11/25	4.195	50,000			
	DN	FHLMC		04/11/25	4.195	50,000			
	DN	FHLMC		04/11/25	4.195	50,000			
	DN	FFCB		08/01/25	4.090	50,000			
	DN	FFCB		08/01/25	4.090	50,000			

**INVESTMENT TRANSACTIONS**

<u>DATE</u>	<u>TYPE</u>	<u>a/</u> <u>DESCRIPTION</u>	<u>CPN (%)</u>	<u>MATURITY</u> <u>DATE</u>	<u>b/</u> <u>TRANS</u> <u>YIELD (%)</u>	<u>d/</u> <u>PAR (\$)</u> <u>(000)</u>	<u>DAYS</u> <u>HELD</u>	<u>AMOUNT</u> <u>EARNED (\$)</u>	<u>EFFECTIVE</u> <u>YIELD (%)</u>
<b>03/14/25</b>	<b>PURCHASES (Continued)</b>								
	DN	FFCB		10/01/25	4.010	50,000			
	DN	FFCB		10/01/25	4.010	50,000			
	DN	FHLB		10/29/25	4.000	50,000			
	DN	FHLB		10/29/25	4.000	50,000			
	TR	BILL		09/11/25	4.097	50,000			
	TR	BILL		09/11/25	4.097	50,000			
	TR	BILL		09/11/25	4.097	50,000			
	TR	BILL		09/11/25	4.098	50,000			
	TR	BILL		09/11/25	4.098	50,000			
	TR	BILL		09/11/25	4.100	50,000			
	TR	BILL		09/11/25	4.100	50,000			
	TR	BILL		09/11/25	4.100	50,000			
	YCD	NORINCHUK	4.380	04/15/25	4.380	50,000			
	YCD	NORINCHUK	4.380	04/15/25	4.380	50,000			
	YCD	BNP	4.360	09/11/25	4.360	50,000			
	YCD	BNP	4.360	09/11/25	4.360	50,000			
<b>03/15/25</b>	<b>REDEMPTIONS</b>								
	TR	NOTE	1.750	03/15/25	2.903	50,000	1,047	4,084,663.72	2.949
	TR	NOTE	1.750	03/15/25	2.903	50,000	1,047	4,084,663.72	2.949
	TR	NOTE	1.750	03/15/25	2.903	50,000	1,047	4,084,663.72	2.949
	TR	NOTE	1.750	03/15/25	2.903	50,000	1,047	4,084,663.72	2.949
	TR	NOTE	1.750	03/15/25	2.903	50,000	1,047	4,084,663.72	2.949
	TR	NOTE	1.750	03/15/25	2.903	50,000	1,047	4,084,663.72	2.949
	TR	NOTE	1.750	03/15/25	2.903	50,000	1,047	4,084,663.72	2.949
	TR	NOTE	1.750	03/15/25	2.903	50,000	1,047	4,084,663.72	2.949
	TR	NOTE	1.750	03/15/25	2.640	50,000	1,066	3,795,855.98	2.673
	TR	NOTE	1.750	03/15/25	2.640	50,000	1,066	3,795,855.98	2.673
	TR	NOTE	1.750	03/15/25	2.645	50,000	1,066	3,803,668.48	2.679
	TR	NOTE	1.750	03/15/25	2.645	50,000	1,066	3,803,668.48	2.679
	TR	NOTE	1.750	03/15/25	2.735	50,000	1,068	3,933,423.91	2.772
	TR	NOTE	1.750	03/15/25	2.735	50,000	1,068	3,933,423.91	2.772
	TR	NOTE	1.750	03/15/25	2.735	50,000	1,068	3,933,423.91	2.772
	TR	NOTE	1.750	03/15/25	2.735	50,000	1,068	3,933,423.91	2.772
	TR	NOTE	1.750	03/15/25	2.008	50,000	1,094	2,993,291.44	2.018
	TR	NOTE	1.750	03/15/25	2.008	50,000	1,094	2,993,291.44	2.018
	TR	NOTE	1.750	03/15/25	2.008	50,000	1,094	2,993,291.44	2.018
	TR	NOTE	1.750	03/15/25	2.008	50,000	1,094	2,993,291.44	2.018
	TR	NOTE	1.750	03/15/25	2.009	50,000	1,094	2,995,244.57	2.019
	TR	NOTE	1.750	03/15/25	2.009	50,000	1,094	2,995,244.57	2.019
	TR	NOTE	1.750	03/15/25	2.009	50,000	1,094	2,995,244.57	2.019
	TR	NOTE	1.750	03/15/25	2.009	50,000	1,094	2,995,244.57	2.019
	TR	NOTE	1.750	03/15/25	2.003	50,000	1,096	2,992,187.50	2.013
	TR	NOTE	1.750	03/15/25	2.003	50,000	1,096	2,992,187.50	2.013

### INVESTMENT TRANSACTIONS

<u>DATE</u>	<u>TYPE</u>	<u>a/</u> <u>DESCRIPTION</u>	<u>CPN (%)</u>	<u>MATURITY</u> <u>DATE</u>	<u>b/</u> <u>TRANS</u> <u>YIELD (%)</u>	<u>d/</u> <u>PAR (\$)</u> <u>(000)</u>	<u>DAYS</u> <u>HELD</u>	<u>AMOUNT</u> <u>EARNED (\$)</u>	<u>EFFECTIVE</u> <u>YIELD (%)</u>
<b>03/15/25</b>	<b>REDEMPTIONS (Continued)</b>								
	TR	NOTE	1.750	03/15/25	2.003	50,000	1,096	2,992,187.50	2.013
	TR	NOTE	1.750	03/15/25	2.003	50,000	1,096	2,992,187.50	2.013
<b>03/17/25</b>	<b>NO REDEMPTIONS</b>								
<b>03/17/25</b>	<b>PURCHASES</b>								
	CP	SOC GEN NY		03/18/25	4.300	50,000			
	CP	SOC GEN NY		03/18/25	4.300	50,000			
	CP	SOC GEN NY		03/18/25	4.300	50,000			
	CP	BNP NY		03/18/25	4.310	50,000			
	CP	BNP NY		03/18/25	4.310	50,000			
	CP	BNP NY		03/18/25	4.310	50,000			
	CP	MUFG BK		04/15/25	4.270	50,000			
	CP	MUFG BK		04/15/25	4.270	50,000			
	CP	MIZUHO NY		07/14/25	4.310	50,000			
	CP	MIZUHO NY		07/14/25	4.310	50,000			
	CP	LIBERTY		08/01/25	4.280	50,000			
	CP	LIBERTY		08/01/25	4.280	50,000			
	CP	JOHNSON		08/21/25	4.220	50,000			
	CP	JOHNSON		08/27/25	4.190	50,000			
	DN	FNMA		04/07/25	4.200	50,000			
	DN	FNMA		04/07/25	4.200	50,000			
	DN	FNMA		04/07/25	4.200	50,000			
	DN	FNMA		04/21/25	4.200	50,000			
	DN	FNMA		04/21/25	4.200	50,000			
	DN	FNMA		04/21/25	4.200	50,000			
	DN	FNMA		06/30/25	4.130	50,000			
	DN	FNMA		06/30/25	4.130	50,000			
	DN	FHLMC		06/30/25	4.135	50,000			
	DN	FHLMC		06/30/25	4.135	50,000			
	DN	FNMA		06/30/25	4.145	50,000			
	DN	FNMA		06/30/25	4.145	50,000			
	DN	FHLB		08/01/25	4.110	50,000			
	DN	FHLB		08/01/25	4.110	50,000			
	DN	IFC		09/11/25	4.100	50,000			
	DN	IFC		09/11/25	4.100	50,000			
	DN	IFC		09/11/25	4.100	50,000			
	DN	FFCB		09/26/25	4.020	50,000			
	DN	FFCB		09/26/25	4.020	50,000			
	DN	FHLB		09/26/25	4.050	50,000			
	DN	FHLB		09/26/25	4.050	50,000			
	DN	FHLB		09/26/25	4.065	50,000			
	DN	FHLB		09/26/25	4.065	50,000			

**INVESTMENT TRANSACTIONS**

<u>DATE</u>	<u>TYPE</u>	<u>a/</u> <u>DESCRIPTION</u>	<u>CPN (%)</u>	<u>MATURITY</u> <u>DATE</u>	<u>b/</u> <u>TRANS</u> <u>YIELD (%)</u>	<u>d/</u> <u>PAR (\$)</u> <u>(000)</u>	<u>DAYS</u> <u>HELD</u>	<u>AMOUNT</u> <u>EARNED (\$)</u>	<u>EFFECTIVE</u> <u>YIELD (%)</u>
03/17/25	<b>PURCHASES (Continued)</b>								
	DN	FHLB		10/29/25	4.015	50,000			
	DN	FHLB		10/29/25	4.015	50,000			
	DN	FHLB		10/29/25	4.015	50,000			
	DN	FHLB		10/29/25	4.015	50,000			
	TR	BILL		04/22/25	4.213	50,000			
	TR	BILL		04/22/25	4.213	50,000			
	TR	BILL		04/22/25	4.213	50,000			
	TR	BILL		05/15/25	4.185	50,000			
	TR	BILL		05/15/25	4.185	50,000			
	TR	BILL		05/15/25	4.185	50,000			
	TR	BILL		05/15/25	4.190	50,000			
	TR	BILL		05/15/25	4.190	50,000			
	TR	BILL		05/15/25	4.190	50,000			
	TR	BILL		07/01/25	4.155	50,000			
	TR	BILL		07/01/25	4.155	50,000			
	TR	BILL		07/01/25	4.155	50,000			
	TR	BILL		07/01/25	4.158	50,000			
	TR	BILL		07/01/25	4.158	50,000			
	TR	BILL		07/01/25	4.158	50,000			
	TR	BILL		07/01/25	4.158	50,000			
	TR	BILL		08/28/25	4.115	50,000			
	TR	BILL		08/28/25	4.115	50,000			
	TR	BILL		08/28/25	4.115	50,000			
	TR	BILL		08/28/25	4.115	50,000			
	TR	BILL		08/28/25	4.115	50,000			
	TR	BILL		08/28/25	4.115	50,000			
	TR	BILL		08/28/25	4.115	50,000			
	TR	BILL		08/28/25	4.115	50,000			
	TR	BILL		08/28/25	4.115	50,000			
	TR	BILL		08/28/25	4.115	50,000			
	TR	BILL		09/11/25	4.106	50,000			
	TR	BILL		09/11/25	4.106	50,000			
	TR	BILL		09/11/25	4.106	50,000			
	TR	BILL		09/11/25	4.106	50,000			
	TR	BILL		09/11/25	4.106	50,000			
	TR	BILL		09/11/25	4.106	50,000			
	TR	NOTE	4.125	02/28/27	4.007	50,000			
	TR	NOTE	4.125	02/28/27	4.007	50,000			
	TR	NOTE	4.125	02/28/27	4.007	50,000			
	TR	NOTE	4.125	02/28/27	4.007	50,000			
	TR	NOTE	4.125	02/28/27	4.007	50,000			
	TR	NOTE	4.125	02/28/27	4.007	50,000			
	TR	NOTE	4.000	02/28/30	4.072	50,000			
	TR	NOTE	4.000	02/28/30	4.072	50,000			
	TR	NOTE	4.000	02/28/30	4.072	50,000			
	TR	NOTE	4.000	02/28/30	4.074	50,000			
	TR	NOTE	4.000	02/28/30	4.074	50,000			
	TR	NOTE	4.000	02/28/30	4.074	50,000			
	YCD	DNB	4.310	04/25/25	4.310	50,000			
	YCD	DNB	4.310	04/25/25	4.310	50,000			

**INVESTMENT TRANSACTIONS**

<u>DATE</u>	<u>TYPE</u>	<u>a/</u> <u>DESCRIPTION</u>	<u>CPN (%)</u>	<u>MATURITY</u> <u>DATE</u>	<u>b/</u> <u>TRANS</u> <u>YIELD (%)</u>	<u>d/</u> <u>PAR (\$)</u> <u>(000)</u>	<u>DAYS</u> <u>HELD</u>	<u>AMOUNT</u> <u>EARNED (\$)</u>	<u>EFFECTIVE</u> <u>YIELD (%)</u>
<b>03/17/25</b>	<b>PURCHASES (Continued)</b>								
	YCD	CB AUS	4.230	09/26/25	4.230	50,000			
	YCD	CB AUS	4.230	09/26/25	4.230	50,000			
<b>03/18/25</b>	<b>REDEMPTIONS</b>								
	CP	SOC GEN NY		03/18/25	4.300	50,000	1	5,972.22	4.360
	CP	SOC GEN NY		03/18/25	4.300	50,000	1	5,972.22	4.360
	CP	SOC GEN NY		03/18/25	4.300	50,000	1	5,972.22	4.360
	CP	BNP NY		03/18/25	4.310	50,000	1	5,986.11	4.370
	CP	BNP NY		03/18/25	4.310	50,000	1	5,986.11	4.370
	CP	BNP NY		03/18/25	4.310	50,000	1	5,986.11	4.370
<b>03/18/25</b>	<b>PURCHASES</b>								
	CP	GOTHAM		06/30/25	4.320	50,000			
	CP	GOTHAM		06/30/25	4.320	50,000			
	DEB	FHLB	4.130	10/29/25	4.136	50,000			
	DEB	FHLB	4.130	10/29/25	4.136	50,000			
	DN	FHLB		04/11/25	4.150	50,000			
	DN	FHLB		04/11/25	4.150	50,000			
	DN	FHLMC		04/15/25	4.205	50,000			
	DN	FHLMC		04/15/25	4.205	50,000			
	DN	IBRD		04/21/25	4.230	50,000			
	DN	IBRD		04/21/25	4.230	50,000			
	DN	IBRD		06/30/25	4.190	50,000			
	DN	IBRD		06/30/25	4.190	50,000			
	DN	FFCB		10/29/25	4.010	50,000			
	DN	FFCB		10/29/25	4.010	50,000			
	TR	BILL		07/15/25	4.180	50,000			
	TR	BILL		07/15/25	4.180	50,000			
	TR	BILL		07/15/25	4.180	50,000			
	TR	BILL		07/15/25	4.180	50,000			
	TR	BILL		07/15/25	4.180	50,000			
	TR	BILL		07/15/25	4.180	50,000			
	TR	NOTE	3.875	03/15/28	4.016	50,000			
	TR	NOTE	3.875	03/15/28	4.016	50,000			
	TR	NOTE	3.875	03/15/28	4.016	50,000			
	TR	NOTE	3.875	03/15/28	4.016	50,000			
	TR	NOTE	3.875	03/15/28	4.016	50,000			
	TR	NOTE	3.875	03/15/28	4.016	50,000			
	YCD	NAT AUB	4.230	09/26/25	4.230	50,000			
	YCD	NAT AUB	4.230	09/26/25	4.230	50,000			
	YCD	NB CANADA	4.290	10/29/25	4.290	50,000			
	YCD	NB CANADA	4.290	10/29/25	4.290	50,000			
<b>03/19/25</b>	<b>NO REDEMPTIONS</b>								

**INVESTMENT TRANSACTIONS**

<u>DATE</u>	<u>TYPE</u>	<u>a/</u> <u>DESCRIPTION</u>	<u>CPN (%)</u>	<u>MATURITY</u> <u>DATE</u>	<u>b/</u> <u>TRANS</u> <u>YIELD (%)</u>	<u>d/</u> <u>PAR (\$)</u> <u>(000)</u>	<u>DAYS</u> <u>HELD</u>	<u>AMOUNT</u> <u>EARNED (\$)</u>	<u>EFFECTIVE</u> <u>YIELD (%)</u>
<b>03/19/25</b>	<b>PURCHASES</b>								
	DN	FNMA		04/11/25	4.205	50,000			
	DN	FNMA		04/11/25	4.205	50,000			
	DN	FHLMC		04/24/25	4.200	50,000			
	DN	FHLMC		04/24/25	4.200	50,000			
	DN	FHLMC		04/25/25	4.200	50,000			
	DN	FHLMC		04/25/25	4.200	50,000			
	DN	FHLMC		06/30/25	4.155	50,000			
	DN	FHLMC		06/30/25	4.155	50,000			
	DN	IBRD		08/29/25	4.120	50,000			
	DN	IBRD		08/29/25	4.120	50,000			
	DN	IBRD		09/26/25	4.110	50,000			
	DN	IBRD		09/26/25	4.110	50,000			
	DN	IBRD		10/29/25	4.050	50,000			
	DN	IBRD		10/29/25	4.050	50,000			
	TR	BILL		07/15/25	4.180	50,000			
	TR	BILL		07/15/25	4.180	50,000			
	TR	BILL		07/15/25	4.180	50,000			
	TR	BILL		07/15/25	4.183	50,000			
	TR	BILL		07/15/25	4.183	50,000			
	TR	BILL		07/15/25	4.183	50,000			
	TR	BILL		09/11/25	4.110	50,000			
	TR	BILL		09/11/25	4.110	50,000			
	TR	BILL		09/11/25	4.110	50,000			
	TR	BILL		09/11/25	4.115	50,000			
	TR	BILL		09/11/25	4.115	50,000			
	TR	BILL		09/11/25	4.115	50,000			
	TR	NOTE	4.125	02/28/27	4.073	50,000			
	TR	NOTE	4.125	02/28/27	4.073	50,000			
	TR	NOTE	4.125	02/28/27	4.073	50,000			
	TR	NOTE	4.125	02/28/27	4.073	50,000			
	YCD	KBC	4.380	06/02/25	4.380	50,000			
	YCD	KBC	4.380	06/02/25	4.380	50,000			
<b>03/20/25</b>	<b>REDEMPTIONS</b>								
	DN	FHLMC		03/20/25	4.225	50,000	23	134,965.28	4.295
	DN	FHLMC		03/20/25	4.225	50,000	23	134,965.28	4.295
	DN	FHLMC		03/20/25	4.225	50,000	23	134,965.28	4.295
	DN	FHLB		03/20/25	4.245	50,000	41	241,729.17	4.325
	DN	FHLB		03/20/25	4.245	50,000	41	241,729.17	4.325
	DN	IBRD		03/20/25	4.260	50,000	90	532,500.00	4.366
	DN	IBRD		03/20/25	4.260	50,000	90	532,500.00	4.366
	TR	BILL		03/20/25	4.675	50,000	233	1,512,881.94	4.888
	TR	BILL		03/20/25	4.675	50,000	233	1,512,881.94	4.888
	TR	BILL		03/20/25	4.675	50,000	233	1,512,881.94	4.888

**INVESTMENT TRANSACTIONS**

<u>DATE</u>	<u>TYPE</u>	<u>a/</u> <u>DESCRIPTION</u>	<u>CPN (%)</u>	<u>MATURITY</u> <u>DATE</u>	<u>b/</u> <u>TRANS</u> <u>YIELD (%)</u>	<u>d/</u> <u>PAR (\$)</u> <u>(000)</u>	<u>DAYS</u> <u>HELD</u>	<u>AMOUNT</u> <u>EARNED (\$)</u>	<u>EFFECTIVE</u> <u>YIELD (%)</u>
<b>03/20/25</b>	<b>PURCHASES</b>								
	CP	DEERE CAP		04/24/25	4.300	50,000			
	CP	DISNEY		06/30/25	4.370	50,000			
	CP	RBC NY		09/26/25	4.220	50,000			
	CP	RBC NY		09/26/25	4.220	50,000			
	DN	FNMA		04/04/25	4.200	50,000			
	DN	FNMA		04/04/25	4.200	50,000			
	YCD	MUFG BK	4.390	06/30/25	4.390	50,000			
	YCD	MUFG BK	4.390	06/30/25	4.390	50,000			
	YCD	MONTREAL	4.280	03/02/26	4.280	50,000			
	YCD	MONTREAL	4.280	03/02/26	4.280	50,000			
<b>03/21/25</b>	<b>REDEMPTIONS</b>								
	CP	COCA COLA		03/21/25	4.450	50,000	142	877,638.89	4.592
	DN	IBRD		03/21/25	4.280	50,000	93	552,833.33	4.388
	DN	IBRD		03/21/25	4.280	50,000	93	552,833.33	4.388
	DN	IBRD		03/21/25	4.390	50,000	105	640,208.33	4.509
	DN	IBRD		03/21/25	4.390	50,000	105	640,208.33	4.509
	DN	IBRD		03/21/25	4.390	50,000	105	640,208.33	4.509
	DN	IBRD		03/21/25	4.390	50,000	105	640,208.33	4.509
	DN	FNMA		03/21/25	4.340	50,000	119	717,305.56	4.464
	DN	FNMA		03/21/25	4.340	50,000	119	717,305.56	4.464
	DN	FHLB		03/21/25	4.390	50,000	119	725,569.44	4.517
	DN	FHLB		03/21/25	4.390	50,000	119	725,569.44	4.517
	DN	FHLB		03/21/25	4.355	50,000	127	768,173.61	4.484
	DN	FHLB		03/21/25	4.355	50,000	127	768,173.61	4.484
	DN	FHLB		03/21/25	4.355	50,000	154	931,486.11	4.499
	DN	FHLB		03/21/25	4.355	50,000	154	931,486.11	4.499
	DN	IBRD		03/21/25	4.220	50,000	176	1,031,555.56	4.369
	DN	IBRD		03/21/25	4.220	50,000	176	1,031,555.56	4.369
	DN	FHLB		03/21/25	4.190	50,000	178	1,035,862.11	4.338
	DN	FHLB		03/21/25	4.190	50,000	178	1,035,862.11	4.338
	DN	FHLB		03/21/25	4.340	50,000	189	1,139,250.00	4.503
	DN	FHLB		03/21/25	4.340	50,000	189	1,139,250.00	4.503
	DN	FFCB		03/21/25	4.360	50,000	192	1,162,666.67	4.526
	DN	FFCB		03/21/25	4.360	50,000	192	1,162,666.67	4.526
	DN	FHLB		03/21/25	4.400	50,000	192	1,173,333.33	4.568
	DN	FHLB		03/21/25	4.400	50,000	192	1,173,333.33	4.568
	DN	FHLB		03/21/25	4.375	50,000	196	1,190,972.22	4.544
	DN	FHLB		03/21/25	4.375	50,000	196	1,190,972.22	4.544
	DN	FHLMC		03/21/25	4.370	50,000	197	1,195,680.56	4.539
	DN	FHLMC		03/21/25	4.370	50,000	197	1,195,680.56	4.539
	DN	FFCB		03/21/25	4.400	50,000	197	1,203,888.89	4.571
	DN	FFCB		03/21/25	4.400	50,000	197	1,203,888.89	4.571
	DN	FHLB		03/21/25	4.520	50,000	204	1,280,666.67	4.703
	DN	FHLB		03/21/25	4.520	50,000	204	1,280,666.67	4.703

### INVESTMENT TRANSACTIONS

<u>DATE</u>	<u>TYPE</u>	<u>a/</u> <u>DESCRIPTION</u>	<u>CPN (%)</u>	<u>MATURITY</u> <u>DATE</u>	<u>b/</u> <u>TRANS</u> <u>YIELD (%)</u>	<u>d/</u> <u>PAR (\$)</u> <u>(000)</u>	<u>DAYS</u> <u>HELD</u>	<u>AMOUNT</u> <u>EARNED (\$)</u>	<u>EFFECTIVE</u> <u>YIELD (%)</u>
<b>03/21/25</b>	<b>REDEMPTIONS (Continued)</b>								
	YCD	TORONTO	4.780	03/21/25	4.780	50,000	190	1,261,388.89	4.846
	YCD	TORONTO	4.780	03/21/25	4.780	50,000	190	1,261,388.89	4.846
	YCD	NATIXIS	4.750	03/21/25	4.750	50,000	193	1,273,263.89	4.816
	YCD	NATIXIS	4.750	03/21/25	4.750	50,000	193	1,273,263.89	4.816
<b>03/21/25</b>	<b>PURCHASES</b>								
	CP	RABO NY		03/28/25	4.320	50,000			
	CP	RABO NY		03/28/25	4.320	50,000			
	CP	OLD LINE		08/27/25	4.280	50,000			
	CP	OLD LINE		08/27/25	4.280	50,000			
	DN	FHLMC		04/11/25	4.195	50,000			
	DN	FHLMC		04/11/25	4.195	50,000			
	DN	FFCB		09/26/25	4.030	50,000			
	DN	FFCB		09/26/25	4.030	50,000			
	TR	BILL		05/13/25	4.200	50,000			
	TR	BILL		05/13/25	4.200	50,000			
	TR	BILL		05/13/25	4.200	50,000			
	TR	BILL		05/13/25	4.200	50,000			
	TR	BILL		05/13/25	4.200	50,000			
	TR	BILL		05/13/25	4.200	50,000			
	TR	BILL		05/13/25	4.200	50,000			
	TR	BILL		05/13/25	4.200	50,000			
	TR	BILL		05/13/25	4.200	50,000			
	YCD	CR AG CIB	4.340	06/30/25	4.340	50,000			
	YCD	CR AG CIB	4.340	06/30/25	4.340	50,000			
	YCD	SUMI TRUST	4.390	07/14/25	4.390	50,000			
	YCD	SUMI TRUST	4.390	07/14/25	4.390	50,000			
<b>03/24/25</b>	<b>REDEMPTIONS</b>								
	CP	LIBERTY		03/24/25	4.470	50,000	95	589,791.67	4.586
	CP	LIBERTY		03/24/25	4.470	50,000	95	589,791.67	4.586
	CP	SHEFFIELD		03/24/25	4.590	50,000	119	758,625.00	4.725
	CP	SHEFFIELD		03/24/25	4.590	50,000	119	758,625.00	4.725
	CP	PEPSICO		03/24/25	4.310	50,000	159	951,791.67	4.455
	CP	PEPSICO		03/24/25	4.310	50,000	159	951,791.67	4.455
	CP	METLIFE STF		03/24/25	4.700	50,000	200	1,305,555.56	4.893
	CP	METLIFE STF		03/24/25	4.700	50,000	200	1,305,555.56	4.893
	DN	FHLB		03/24/25	4.325	50,000	131	786,909.72	4.455
	DN	FHLB		03/24/25	4.325	50,000	131	786,909.72	4.455
	DN	IADB		03/24/25	4.350	50,000	138	833,750.00	4.485
	DN	IADB		03/24/25	4.300	50,000	159	949,583.33	4.444
	DN	FFCB		03/24/25	4.330	50,000	159	956,208.33	4.476
	DN	FFCB		03/24/25	4.330	50,000	159	956,208.33	4.476
	DN	FHLMC		03/24/25	4.280	50,000	160	951,111.11	4.424
	DN	FHLMC		03/24/25	4.280	50,000	160	951,111.11	4.424

### INVESTMENT TRANSACTIONS

<u>DATE</u>	<u>a/</u> <u>TYPE</u>	<u>DESCRIPTION</u>	<u>CPN (%)</u>	<u>MATURITY</u> <u>DATE</u>	<u>b/</u> <u>TRANS</u> <u>YIELD (%)</u>	<u>d/</u> <u>PAR (\$)</u> <u>(000)</u>	<u>DAYS</u> <u>HELD</u>	<u>AMOUNT</u> <u>EARNED (\$)</u>	<u>EFFECTIVE</u> <u>YIELD (%)</u>
03/24/25	<b>REDEMPTIONS (Continued)</b>								
	DN	IBRD		03/24/25	4.240	50,000	179	1,054,111.11	4.391
	DN	IBRD		03/24/25	4.240	50,000	179	1,054,111.11	4.391
	DN	FHLB		03/24/25	4.290	50,000	187	1,114,208.33	4.449
	DN	FHLB		03/24/25	4.290	50,000	187	1,114,208.33	4.449
	DN	FHLB		03/24/25	4.265	50,000	188	1,113,638.89	4.423
	DN	FHLB		03/24/25	4.265	50,000	188	1,113,638.89	4.423
	DN	FFCB		03/24/25	4.340	50,000	199	1,199,527.78	4.508
	DN	FFCB		03/24/25	4.340	50,000	199	1,199,527.78	4.508
	DN	FHLB		03/24/25	4.415	50,000	200	1,226,388.89	4.589
	DN	FHLB		03/24/25	4.415	50,000	200	1,226,388.89	4.589
	DN	FHLB		03/24/25	4.460	50,000	202	1,251,277.78	4.638
	DN	FHLB		03/24/25	4.460	50,000	202	1,251,277.78	4.638
	DN	FHLB		03/24/25	4.495	50,000	207	1,292,312.50	4.678
	DN	FHLB		03/24/25	4.495	50,000	207	1,292,312.50	4.678
	DN	FHLB		03/24/25	4.495	50,000	207	1,292,312.50	4.678
	DN	FHLB		03/24/25	4.495	50,000	207	1,292,312.50	4.678
	YCD	DNB	4.320	03/24/25	4.320	50,000	74	444,000.00	4.380
	YCD	DNB	4.320	03/24/25	4.320	50,000	74	444,000.00	4.380
	YCD	CR AG CIB	4.420	03/24/25	4.420	50,000	84	515,666.67	4.481
	YCD	CR AG CIB	4.420	03/24/25	4.420	50,000	84	515,666.67	4.481
	YCD	MUFG BK	4.530	03/24/25	4.530	50,000	105	660,625.00	4.593
	YCD	MUFG BK	4.530	03/24/25	4.530	50,000	105	660,625.00	4.593
	YCD	MIZUHO	4.640	03/24/25	4.640	50,000	123	792,666.67	4.704
	YCD	MIZUHO	4.640	03/24/25	4.640	50,000	123	792,666.67	4.704
	YCD	NORDEA ABP	4.420	03/24/25	4.420	50,000	181	1,111,138.89	4.481
	YCD	NORDEA ABP	4.420	03/24/25	4.420	50,000	181	1,111,138.89	4.481
	YCD	MONTREAL	4.620	03/24/25	4.620	50,000	189	1,212,750.00	4.684
	YCD	MONTREAL	4.620	03/24/25	4.620	50,000	189	1,212,750.00	4.684

### 03/24/25 PURCHASES

CP	MUFG BK			04/11/25	4.260	50,000			
CP	MUFG BK			04/11/25	4.260	50,000			
CP	METLIFE STF			08/29/25	4.260	50,000			
CP	METLIFE STF			08/29/25	4.260	50,000			
CP	PEPSICO			09/26/25	4.150	50,000			
CP	PEPSICO			09/26/25	4.150	50,000			
CP	FAIRWAY			10/01/25	4.300	50,000			
DN	FHLMC			04/11/25	4.200	50,000			
DN	FHLMC			04/11/25	4.200	50,000			
DN	FNMA			04/11/25	4.200	50,000			
DN	FNMA			04/11/25	4.200	50,000			
TR	BILL			07/15/25	4.178	50,000			
TR	BILL			07/15/25	4.178	50,000			
TR	BILL			07/15/25	4.178	50,000			

### INVESTMENT TRANSACTIONS

<u>DATE</u>	<u>a/</u> <u>TYPE</u>	<u>DESCRIPTION</u>	<u>CPN (%)</u>	<u>MATURITY</u> <u>DATE</u>	<u>b/</u> <u>TRANS</u> <u>YIELD (%)</u>	<u>d/</u> <u>PAR (\$)</u> <u>(000)</u>	<u>DAYS</u> <u>HELD</u>	<u>AMOUNT</u> <u>EARNED (\$)</u>	<u>EFFECTIVE</u> <u>YIELD (%)</u>
<b>03/24/25</b>	<b>PURCHASES (Continued)</b>								
	TR	BILL		07/15/25	4.180	50,000			
	TR	BILL		07/15/25	4.180	50,000			
	TR	BILL		07/15/25	4.180	50,000			
	YCD	NORINCHUK	4.370	04/11/25	4.370	50,000			
	YCD	NORINCHUK	4.370	04/11/25	4.370	50,000			
	YCD	TORONTO	4.380	09/26/25	4.380	50,000			
	YCD	TORONTO	4.380	09/26/25	4.380	50,000			
	YCD	SVENSKA	4.370	10/01/25	4.370	50,000			
	YCD	SVENSKA	4.370	10/01/25	4.370	50,000			
<b>03/25/25</b>	<b>NO REDEMPTIONS</b>								
<b>03/25/25</b>	<b>PURCHASES</b>								
	CP	PEPSICO		10/29/25	4.100	50,000			
	CP	PEPSICO		10/29/25	4.100	50,000			
	DN	IBRD		05/13/25	4.240	50,000			
	DN	IBRD		05/13/25	4.240	50,000			
	DN	IBRD		05/13/25	4.240	50,000			
	DN	IBRD		05/13/25	4.240	50,000			
	DN	IBRD		06/12/25	4.220	50,000			
	DN	IBRD		06/12/25	4.220	50,000			
	DN	FHLMC		06/30/25	4.135	50,000			
	DN	FHLMC		06/30/25	4.135	50,000			
	DN	IBRD		07/29/25	4.190	50,000			
	DN	IBRD		07/29/25	4.190	50,000			
	DN	IBRD		08/01/25	4.190	50,000			
	DN	IBRD		08/01/25	4.190	50,000			
	DN	IBRD		10/29/25	4.050	50,000			
	DN	IBRD		10/29/25	4.050	50,000			
	TR	BILL		05/13/25	4.215	50,000			
	TR	BILL		05/13/25	4.215	50,000			
	TR	BILL		05/13/25	4.215	50,000			
	TR	BILL		05/13/25	4.215	50,000			
	TR	BILL		05/13/25	4.215	50,000			
	TR	BILL		05/13/25	4.215	50,000			
	TR	BILL		07/15/25	4.181	50,000			
	TR	BILL		07/15/25	4.181	50,000			
	TR	BILL		07/15/25	4.181	50,000			
	TR	BILL		09/11/25	4.090	50,000			
	TR	BILL		09/11/25	4.090	50,000			
	TR	BILL		09/11/25	4.090	50,000			
	TR	BILL		09/11/25	4.090	50,000			
	TR	BILL		09/11/25	4.090	50,000			
	TR	BILL		09/11/25	4.090	50,000			

**INVESTMENT TRANSACTIONS**

<u>DATE</u>	<u>TYPE</u>	<u>a/</u> <u>DESCRIPTION</u>	<u>CPN (%)</u>	<u>MATURITY</u> <u>DATE</u>	<u>b/</u> <u>TRANS</u> <u>YIELD (%)</u>	<u>d/</u> <u>PAR (\$)</u> <u>(000)</u>	<u>DAYS</u> <u>HELD</u>	<u>AMOUNT</u> <u>EARNED (\$)</u>	<u>EFFECTIVE</u> <u>YIELD (%)</u>
<b>03/25/25</b>	<b>PURCHASES (Continued)</b>								
	TR	BILL		09/11/25	4.090	50,000			
	TR	BILL		09/11/25	4.090	50,000			
	TR	BILL		09/11/25	4.090	50,000			
	TR	BILL		09/11/25	4.103	50,000			
	TR	BILL		09/11/25	4.103	50,000			
	TR	BILL		09/11/25	4.103	50,000			
	TR	BILL		09/11/25	4.103	50,000			
	TR	BILL		09/11/25	4.103	50,000			
	TR	BILL		09/11/25	4.103	50,000			
	YCD	DNB	4.380	06/30/25	4.380	50,000			
	YCD	DNB	4.380	06/30/25	4.380	50,000			
	YCD	SWEDBANK	4.360	07/21/25	4.360	50,000			
	YCD	SWEDBANK	4.360	07/21/25	4.360	50,000			
	YCD	NORDEA ABP	4.350	07/25/25	4.350	50,000			
	YCD	NORDEA ABP	4.350	07/25/25	4.350	50,000			
<b>03/26/25</b>	<b>REDEMPTIONS</b>								
	CP	MUFG BK		03/26/25	4.270	50,000	30	177,916.67	4.345
	CP	MUFG BK		03/26/25	4.270	50,000	30	177,916.67	4.345
	CP	GOTHAM		03/26/25	4.480	50,000	96	597,333.33	4.597
	CP	GOTHAM		03/26/25	4.480	50,000	96	597,333.33	4.597
	CP	JOHNSON		03/26/25	4.400	50,000	126	770,000.00	4.531
	CP	JOHNSON		03/26/25	4.400	50,000	126	770,000.00	4.531
	CP	SOC GEN NY		03/26/25	4.750	50,000	216	1,425,000.00	4.957
	CP	SOC GEN NY		03/26/25	4.750	50,000	216	1,425,000.00	4.957
	CP	ING FDL		03/26/25	4.770	50,000	216	1,431,000.00	4.979
	CP	ING FDL		03/26/25	4.770	50,000	216	1,431,000.00	4.979
	DN	IBRD		03/26/25	4.330	50,000	103	619,430.56	4.445
	DN	IBRD		03/26/25	4.330	50,000	103	619,430.56	4.445
	DN	IFC		03/26/25	4.300	50,000	111	662,916.67	4.418
	DN	IFC		03/26/25	4.300	50,000	111	662,916.67	4.418
	DN	IFC		03/26/25	4.300	50,000	133	794,305.56	4.430
	DN	IFC		03/26/25	4.300	50,000	133	794,305.56	4.430
	DN	FHLB		03/26/25	4.335	50,000	156	939,250.00	4.479
	DN	FHLB		03/26/25	4.335	50,000	156	939,250.00	4.479
	DN	FHLB		03/26/25	4.480	50,000	210	1,306,666.67	4.664
	DN	FHLB		03/26/25	4.480	50,000	210	1,306,666.67	4.664
	DN	FFCB		03/26/25	4.510	50,000	211	1,321,680.56	4.697
	DN	FFCB		03/26/25	4.510	50,000	211	1,321,680.56	4.697
	DN	FHLB		03/26/25	4.515	50,000	211	1,323,145.83	4.702
	DN	FHLB		03/26/25	4.515	50,000	211	1,323,145.83	4.702
	DN	FHLB		03/26/25	4.565	50,000	218	1,382,180.56	4.760
	DN	FHLB		03/26/25	4.565	50,000	218	1,382,180.56	4.760
	DN	FHLB		03/26/25	4.565	50,000	222	1,407,541.67	4.762
	DN	FHLB		03/26/25	4.565	50,000	222	1,407,541.67	4.762

### INVESTMENT TRANSACTIONS

<u>DATE</u>	<u>TYPE</u>	<u>a/</u> <u>DESCRIPTION</u>	<u>CPN (%)</u>	<u>MATURITY</u> <u>DATE</u>	<u>b/</u> <u>TRANS</u> <u>YIELD (%)</u>	<u>d/</u> <u>PAR (\$)</u> <u>(000)</u>	<u>DAYS</u> <u>HELD</u>	<u>AMOUNT</u> <u>EARNED (\$)</u>	<u>EFFECTIVE</u> <u>YIELD (%)</u>
<b>03/26/25</b>	<b>REDEMPTIONS (Continued)</b>								
	DN	FHLB		03/26/25	4.490	50,000	236	1,471,722.22	4.690
	DN	FHLB		03/26/25	4.490	50,000	236	1,471,722.22	4.690
	DN	FFCB		03/26/25	4.900	50,000	264	1,796,666.67	5.153
	DN	FFCB		03/26/25	4.900	50,000	264	1,796,666.67	5.153
	DN	FHLB		03/26/25	4.925	50,000	343	2,346,215.28	5.239
	DN	FHLB		03/26/25	4.925	50,000	343	2,346,215.28	5.239
	YCD	NORINCHUK	4.430	03/26/25	4.430	50,000	71	436,847.22	4.492
	YCD	NORINCHUK	4.430	03/26/25	4.430	50,000	71	436,847.22	4.492
	YCD	KBC	4.340	03/26/25	4.340	50,000	83	500,305.56	4.400
	YCD	KBC	4.340	03/26/25	4.340	50,000	83	500,305.56	4.400
	YCD	SUMI TRUST	4.560	03/26/25	4.560	50,000	111	703,000.00	4.623
	YCD	SUMI TRUST	4.560	03/26/25	4.560	50,000	111	703,000.00	4.623
	YCD	SWEDBANK	4.660	03/26/25	4.660	50,000	154	996,722.22	4.725
	YCD	SWEDBANK	4.660	03/26/25	4.660	50,000	154	996,722.22	4.725
<b>03/26/25</b>	<b>PURCHASES</b>								
	CP	MUFG BK		07/02/25	4.370	50,000			
	CP	MUFG BK		07/02/25	4.370	50,000			
	DN	IBRD		05/13/25	4.240	50,000			
	DN	IBRD		05/13/25	4.240	50,000			
	DN	IADB		05/13/25	4.260	50,000			
	DN	IADB		05/13/25	4.260	50,000			
	DN	IADB		05/13/25	4.260	50,000			
	DN	IADB		05/13/25	4.260	50,000			
	DN	IBRD		05/22/25	4.250	50,000			
	DN	IBRD		05/22/25	4.250	50,000			
	DN	FHLMC		06/10/25	4.170	50,000			
	DN	FHLMC		06/10/25	4.170	50,000			
	DN	IBRD		07/01/25	4.210	50,000			
	DN	IBRD		07/01/25	4.210	50,000			
	DN	FFCB		09/26/25	4.060	50,000			
	DN	FFCB		09/26/25	4.060	50,000			
	DN	IFC		09/26/25	4.070	50,000			
	DN	IFC		09/26/25	4.070	50,000			
	DN	IFC		09/26/25	4.070	50,000			
	TR	BILL		07/08/25	4.175	50,000			
	TR	BILL		07/08/25	4.175	50,000			
	TR	BILL		07/08/25	4.175	50,000			
	TR	BILL		07/08/25	4.180	50,000			
	TR	BILL		07/08/25	4.180	50,000			
	TR	BILL		07/08/25	4.180	50,000			
	TR	BILL		07/15/25	4.175	50,000			
	TR	BILL		07/15/25	4.175	50,000			
	TR	BILL		07/15/25	4.175	50,000			

**INVESTMENT TRANSACTIONS**

<u>DATE</u>	<u>TYPE</u>	<u>a/</u> <u>DESCRIPTION</u>	<u>CPN (%)</u>	<u>MATURITY</u> <u>DATE</u>	<u>b/</u> <u>TRANS</u> <u>YIELD (%)</u>	<u>d/</u> <u>PAR (\$)</u> <u>(000)</u>	<u>DAYS</u> <u>HELD</u>	<u>AMOUNT</u> <u>EARNED (\$)</u>	<u>EFFECTIVE</u> <u>YIELD (%)</u>
<b>03/26/25</b>	<b>PURCHASES (Continued)</b>								
	TR	BILL		09/11/25	4.080	50,000			
	TR	BILL		09/11/25	4.080	50,000			
	TR	BILL		09/11/25	4.080	50,000			
	TR	BILL		09/11/25	4.083	50,000			
	TR	BILL		09/11/25	4.083	50,000			
	TR	BILL		09/11/25	4.083	50,000			
	YCD	KBC	4.360	05/28/25	4.360	50,000			
	YCD	KBC	4.360	05/28/25	4.360	50,000			
	YCD	SUMI TRUST	4.400	07/01/25	4.400	50,000			
	YCD	SUMI TRUST	4.400	07/01/25	4.400	50,000			
<b>03/27/25</b>	<b>REDEMPTIONS</b>								
	DN	FHLB		03/27/25	4.200	50,000	24	140,000.00	4.270
	DN	FHLB		03/27/25	4.200	50,000	24	140,000.00	4.270
	DN	FHLMC		03/27/25	4.225	50,000	30	176,041.67	4.299
	DN	FHLMC		03/27/25	4.225	50,000	30	176,041.67	4.299
	DN	FHLMC		03/27/25	4.225	50,000	30	176,041.67	4.299
	TR	BILL		03/27/25	4.320	50,000	160	960,000.00	4.466
	TR	BILL		03/27/25	4.320	50,000	160	960,000.00	4.466
	TR	BILL		03/27/25	4.320	50,000	160	960,000.00	4.466
	TR	BILL		03/27/25	4.323	50,000	160	960,555.56	4.468
	TR	BILL		03/27/25	4.323	50,000	160	960,555.56	4.468
	TR	BILL		03/27/25	4.323	50,000	160	960,555.56	4.468
	TR	BILL		03/27/25	4.310	50,000	161	963,763.89	4.456
	TR	BILL		03/27/25	4.310	50,000	161	963,763.89	4.456
	TR	BILL		03/27/25	4.310	50,000	161	963,763.89	4.456
	TR	BILL		03/27/25	4.310	50,000	161	963,763.89	4.456
	TR	BILL		03/27/25	4.310	50,000	161	963,763.89	4.456
	TR	BILL		03/27/25	4.310	50,000	161	963,763.89	4.456
	TR	BILL		03/27/25	4.310	50,000	161	963,763.89	4.456
	TR	BILL		03/27/25	4.225	50,000	182	1,067,986.11	4.377
	TR	BILL		03/27/25	4.225	50,000	182	1,067,986.11	4.377
	TR	BILL		03/27/25	4.250	50,000	182	1,074,305.56	4.404
	TR	BILL		03/27/25	4.250	50,000	182	1,074,305.56	4.404
	TR	BILL		03/27/25	4.250	50,000	182	1,074,305.56	4.404
	TR	BILL		03/27/25	4.250	50,000	182	1,074,305.56	4.404
	TR	BILL		03/27/25	4.250	50,000	182	1,074,305.56	4.404
	TR	BILL		03/27/25	4.250	50,000	182	1,074,305.56	4.404

**INVESTMENT TRANSACTIONS**

<u>DATE</u>	<u>TYPE</u>	<u>a/</u> <u>DESCRIPTION</u>	<u>CPN (%)</u>	<u>MATURITY</u> <u>DATE</u>	<u>b/</u> <u>TRANS</u> <u>YIELD (%)</u>	<u>d/</u> <u>PAR (\$)</u> <u>(000)</u>	<u>DAYS</u> <u>HELD</u>	<u>AMOUNT</u> <u>EARNED (\$)</u>	<u>EFFECTIVE</u> <u>YIELD (%)</u>
03/27/25	<b>PURCHASES</b>								
	CP	APPLE		05/06/25	4.290	50,000			
	CP	APPLE		05/06/25	4.290	50,000			
	CP	DISNEY		06/23/25	4.290	50,000			
	CP	OLD LINE		07/01/25	4.320	50,000			
	CP	MIZUHO NY		08/01/25	4.330	50,000			
	CP	MIZUHO NY		08/01/25	4.330	50,000			
	DEB	IFC	4.000	04/03/28	4.000	50,000			
	DEB	IFC	4.000	04/03/28	4.000	50,000			
	DEB	IFC	4.000	04/03/28	4.000	50,000			
	DN	FNMA		04/11/25	4.185	50,000			
	DN	FNMA		04/11/25	4.185	50,000			
	DN	FHLMC		05/02/25	4.185	50,000			
	DN	FHLMC		05/02/25	4.185	50,000			
	DN	FHLB		06/02/25	4.165	50,000			
	DN	FHLB		06/02/25	4.165	50,000			
	DN	IBRD		06/10/25	4.220	50,000			
	DN	IBRD		06/10/25	4.220	50,000			
	DN	FFCB		09/26/25	4.060	50,000			
	DN	FFCB		09/26/25	4.060	50,000			
	TR	BILL		06/10/25	4.175	50,000			
	TR	BILL		06/10/25	4.175	50,000			
	TR	BILL		06/10/25	4.180	50,000			
	TR	BILL		06/10/25	4.180	50,000			
	TR	BILL		06/10/25	4.180	50,000			
	TR	BILL		09/11/25	4.085	50,000			
	TR	BILL		09/11/25	4.085	50,000			
	TR	BILL		09/11/25	4.085	50,000			
	TR	BILL		09/11/25	4.085	50,000			
	TR	BILL		09/11/25	4.085	50,000			
	TR	BILL		09/11/25	4.085	50,000			
	TR	BILL		09/11/25	4.085	50,000			
	TR	BILL		09/25/25	4.079	50,000			
	TR	BILL		09/25/25	4.079	50,000			
	TR	BILL		09/25/25	4.079	50,000			
	TR	BILL		09/25/25	4.082	50,000			
	TR	BILL		09/25/25	4.082	50,000			
	TR	BILL		09/25/25	4.082	50,000			
	YCD	DNB	4.300	04/04/25	4.300	50,000			
	YCD	DNB	4.300	04/04/25	4.300	50,000			
	YCD	RABOBANK	4.380	07/25/25	4.380	50,000			

**INVESTMENT TRANSACTIONS**

<u>DATE</u>	<u>a/</u> <u>TYPE</u>	<u>DESCRIPTION</u>	<u>CPN (%)</u>	<u>MATURITY</u> <u>DATE</u>	<u>b/</u> <u>TRANS</u> <u>YIELD (%)</u>	<u>d/</u> <u>PAR (\$)</u> <u>(000)</u>	<u>DAYS</u> <u>HELD</u>	<u>AMOUNT</u> <u>EARNED (\$)</u>	<u>EFFECTIVE</u> <u>YIELD (%)</u>
<b>03/28/25</b>	<b>REDEMPTIONS</b>								
	CP	RABO NY		03/28/25	4.320	50,000	7	42,000.00	4.384
	CP	RABO NY		03/28/25	4.320	50,000	7	42,000.00	4.384
	CP	APPLE		03/28/25	4.300	50,000	46	274,722.22	4.384
	CP	NATIXIS NY		03/28/25	4.500	50,000	112	700,000.00	4.627
	CP	NATIXIS NY		03/28/25	4.500	50,000	112	700,000.00	4.627
	CP	THUNDER		03/28/25	4.340	50,000	178	1,072,944.44	4.497
	CP	BOFA		03/28/25	4.710	50,000	212	1,386,833.33	4.912
	CP	BOFA		03/28/25	4.710	50,000	212	1,386,833.33	4.912
	CP	PROCTER		03/28/25	4.700	50,000	232	1,514,444.44	4.914
	CP	PROCTER		03/28/25	4.700	50,000	232	1,514,444.44	4.914
	DEB	FFCB	5.000	03/28/25	4.956	50,000	388	2,635,722.22	4.957
	DEB	FFCB	5.000	03/28/25	4.956	50,000	388	2,635,722.22	4.957
	DN	IBRD		03/28/25	4.330	50,000	108	649,500.00	4.448
	DN	IBRD		03/28/25	4.330	50,000	108	649,500.00	4.448
	DN	FHLB		03/28/25	4.365	50,000	122	739,625.00	4.492
	DN	FHLB		03/28/25	4.365	50,000	122	739,625.00	4.492
	DN	FHLB		03/28/25	4.150	50,000	185	1,066,319.44	4.299
	DN	FHLB		03/28/25	4.150	50,000	185	1,066,319.44	4.299
	DN	FHLB		03/28/25	4.410	50,000	204	1,249,500.00	4.586
	DN	FHLB		03/28/25	4.410	50,000	204	1,249,500.00	4.586
	DN	FHLB		03/28/25	4.515	50,000	213	1,335,687.50	4.703
	DN	FHLB		03/28/25	4.515	50,000	213	1,335,687.50	4.703
	DN	FHLB		03/28/25	4.565	50,000	220	1,394,861.11	4.761
	DN	FHLB		03/28/25	4.565	50,000	220	1,394,861.11	4.761
	DN	FFCB		03/28/25	4.500	50,000	233	1,456,250.00	4.699
	DN	FFCB		03/28/25	4.500	50,000	233	1,456,250.00	4.699
	DN	FHLB		03/28/25	4.490	50,000	238	1,484,194.44	4.692
	DN	FHLB		03/28/25	4.490	50,000	238	1,484,194.44	4.692
	DN	FHLB		03/28/25	4.830	50,000	249	1,670,375.00	5.066
	DN	FHLB		03/28/25	4.830	50,000	249	1,670,375.00	5.066
	DN	FFCB		03/28/25	4.780	50,000	253	1,679,638.89	5.015
	DN	FFCB		03/28/25	4.780	50,000	253	1,679,638.89	5.015
	YCD	ANZ	4.290	03/28/25	4.290	50,000	178	1,060,583.33	4.350
	YCD	ANZ	4.290	03/28/25	4.290	50,000	178	1,060,583.33	4.350
	YCD	BNP	4.850	03/28/25	4.850	50,000	219	1,475,208.33	4.917
	YCD	BNP	4.850	03/28/25	4.850	50,000	219	1,475,208.33	4.917
<b>03/28/25</b>	<b>PURCHASES</b>								
	DN	FFCB		10/29/25	4.010	50,000			
	DN	FFCB		10/29/25	4.010	50,000			
	TR	BILL		09/11/25	4.070	50,000			
	TR	BILL		09/11/25	4.070	50,000			
	TR	BILL		09/11/25	4.070	50,000			

## FOOTNOTES

<u>a/</u>	The abbreviations indicate the type of security purchased, sold, or redeemed:
BA	Bankers Acceptances
BN	Bank Notes
CB	Corporate Bonds
CB CL	Callable Corporate Bonds
CB FR	Floating Rate Corporate Bonds
CD	Negotiable Certificates of Deposit
CD FR	Floating Rate Negotiable Certificates of Deposit
CP	Commercial Paper
DEB	Federal/Supranational Agency Debentures – Federal Home Loan Bank (FHLB), Federal Home Loan Mortgage Corporation (FHLMC), Federal National Mortgage Association (FNMA), Federal Farm Credit Bank (FFCB), Federal Land Banks (FLB), Federal Intermediate Credit Banks (FICB), Federal Agricultural Mortgage Corporation (FAMC), Central Bank for Cooperatives (CBC), Tennessee Valley Authority (TVA), Commodity Credit Corporation (CCC), International Bank for Reconstruction and Development (IBRD), Inter-American Development Bank (IADB), International Finance Corporation (IFC), Government Development Bank for Puerto Rico (DBPR), European Bank for Reconstruction and Development (EBRD), European Investment Bank (EIB).
DEB CL	Federal/Supranational Agency Callable Debentures – FHLB, FHLMC, FNMA, FFCB, FLB, FICB, FAMC, CBC, TVA, CCC, IBRD, IADB, IFC, DBPR, EBRD, EIB, DBPR, EBRD, EIB.
DEB FR	Federal/Supranational Agency Floating Rate Debentures – FHLB, FHLMC, FNMA, FFCB, FLB, FICB, FAMC, CBC, TVA, CCC, IBRD, IADB, IFC, DBPR, EBRD, EIB.
DN	Federal/Supranational Agency Discount Notes- FHLB, FHLMC, FNMA, FFCB, FLB, FICB, FAMC, CBC, TVA, CCC, IBRD, IADB, IFC, DBPR, EBRD, EIB.
PC	Federal Agency Mortgage-backed Pass-through Certificates – FHLMC, FNMA, Government National Mortgage Investment Conduit (GNMA)
SBA FR	Floating Rate Small Business Administration (SBA) Loan Pools
REMIC	Federal Agency Real Estate Mortgage Investment Conduits – FHLMC, FNMA
TR	U.S. Treasury Bills, Notes
YCD	Negotiable Yankee Certificates of Deposit
YCD FR	Floating Rate Negotiable Yankee Certificates of Deposit
<u>b/</u>	Industry standard purchase yield calculation
<u>c/</u>	Repurchase Agreement
<u>d/</u>	Par amount of securities purchased, sold or redeemed
<u>e/</u>	Securities were purchased and sold as of the same date
<u>f/</u>	Repurchase Agreement against Reverse Repurchase Agreement
<u>g/</u>	Outright purchase against Reverse Repurchase Agreement
<u>h/</u>	Security “SWAP” transactions
<u>i/</u>	Buy back agreement
RRP	Termination of Reverse Repurchase Agreement
RRS	Reverse Repurchase Agreement

**TIME DEPOSITS**

<b>FINANCIAL INSTITUTION</b>	<b>DEPOSIT DATE</b>	<b>YIELD (%)</b>	<b>PAR AMOUNT (\$)</b>	<b>MATURITY DATE</b>
<b>ALHAMBRA</b>				
New Omni Bank, N.A.	10/10/24	4.280	9,000,000.00	04/10/25
New Omni Bank, N.A.	03/14/25	4.110	30,000,000.00	09/12/25
<b>BREA</b>				
American First Credit Union	12/13/24	4.220	23,000,000.00	06/13/25
American First Credit Union	03/05/25	4.200	27,000,000.00	09/03/25
<b>CHICO</b>				
Tri Counties Bank	01/24/25	4.270	50,000,000.00	04/25/25
Tri Counties Bank	03/05/25	4.240	50,000,000.00	06/04/25
<b>DOWNEY</b>				
Financial Partners Credit Union	01/02/25	4.260	10,000,000.00	04/03/25
Financial Partners Credit Union	01/23/25	4.270	20,000,000.00	04/24/25
<b>EL CENTRO</b>				
Community Valley Bank	02/13/25	4.250	8,000,000.00	05/15/25
Community Valley Bank	01/03/25	4.160	8,000,000.00	07/03/25
Community Valley Bank	02/13/25	4.220	8,000,000.00	08/14/25
<b>EL MONTE</b>				
Cathay Bank	11/07/24	4.320	125,000,000.00	05/08/25
Cathay Bank	11/20/24	4.360	100,000,000.00	05/21/25
Cathay Bank	02/13/25	4.250	50,000,000.00	08/14/25
Cathay Bank	03/13/25	4.130	25,000,000.00	09/11/25
<b>FRESNO</b>				
FFB (FKA Fresno First Bank)	10/03/24	4.200	2,000,000.00	04/03/25
<b>FOLSOM</b>				
Safe Credit Union	03/05/25	4.190	1,000,000.00	09/03/25
<b>GARDEN GROVE</b>				
US Metro Bank	11/15/24	4.340	5,000,000.00	05/16/25
US Metro Bank	12/04/24	4.360	10,000,000.00	06/04/25
US Metro Bank	12/05/24	4.320	20,000,000.00	06/05/25
US Metro Bank	01/15/25	4.230	20,000,000.00	07/16/25
<b>HUNTINGTON BEACH</b>				
Nuvison Federal Credit Union	10/03/24	4.270	25,000,000.00	04/03/25

## TIME DEPOSITS

<u>FINANCIAL INSTITUTION</u>	<u>DEPOSIT</u>		<u>PAR</u>	<u>MATURITY</u>
	<u>DATE</u>	<u>YIELD (%)</u>	<u>AMOUNT (\$)</u>	<u>DATE</u>
<b>IRVINE</b>				
CommerceWest Bank	01/09/25	4.260	30,000,000.00	04/10/25
CommerceWest Bank	01/17/25	4.260	5,000,000.00	04/18/25
CommerceWest Bank	03/05/25	4.280	12,000,000.00	05/07/25
CommerceWest Bank	02/06/25	4.260	15,000,000.00	05/08/25
CommerceWest Bank	03/05/25	4.240	13,000,000.00	06/04/25
Commercial Bank of California	01/03/25	4.190	1,000,000.00	07/03/25
Pacific Premier Bank	01/03/25	4.230	50,000,000.00	04/04/25
<b>LODI</b>				
Farmers & Merchants Bank of Central CA	01/08/25	4.220	3,000,000.00	04/09/25
<b>LOS ANGELES</b>				
Bank of Hope	02/12/25	4.250	90,000,000.00	08/13/25
Bank of Hope	03/07/25	4.170	75,000,000.00	09/05/25
Bank of Hope	03/14/25	4.140	135,000,000.00	09/12/25
Commonwealth Business Bank	10/31/24	4.350	5,000,000.00	05/01/25
Commonwealth Business Bank	03/06/25	4.120	12,000,000.00	09/04/25
Commonwealth Business Bank	03/07/25	4.140	13,000,000.00	09/05/25
CTBC Bank Corp. (USA)	12/13/24	4.210	40,000,000.00	06/13/25
CTBC Bank Corp. (USA)	01/09/25	4.170	50,000,000.00	07/10/25
CTBC Bank Corp. (USA)	02/13/25	4.240	50,000,000.00	08/14/25
CTBC Bank Corp. (USA)	02/14/25	4.260	60,000,000.00	08/15/25
Hanmi Bank	11/07/24	4.330	30,000,000.00	05/08/25
Hanmi Bank	12/12/24	4.260	30,000,000.00	06/12/25
Hanmi Bank	01/08/25	4.180	20,000,000.00	07/09/25
Hanmi Bank	01/24/25	4.220	10,000,000.00	07/09/25
Hanmi Bank	02/07/25	4.210	30,000,000.00	08/08/25
Hanmi Bank	03/13/25	4.120	30,000,000.00	09/11/25
Open Bank	10/04/24	4.280	30,000,000.00	04/04/25
Open Bank	12/04/24	4.360	20,000,000.00	06/04/25
Open Bank	01/03/25	4.190	14,000,000.00	07/03/25
Open Bank	01/29/25	4.190	26,000,000.00	07/30/25
Open Bank	03/13/25	4.130	30,000,000.00	09/11/25
PCB Bank (FKA Pacific City Bank)	01/08/25	4.170	30,000,000.00	07/09/25
PCB Bank (FKA Pacific City Bank)	01/10/25	4.170	10,000,000.00	07/11/25
PCB Bank (FKA Pacific City Bank)	03/12/25	4.130	20,000,000.00	09/10/25
Preferred Bank	02/06/25	4.240	20,000,000.00	05/08/25
Preferred Bank	03/12/25	4.110	125,000,000.00	09/10/25
Royal Business Bank	11/08/24	4.340	5,000,000.00	05/09/25
Royal Business Bank	03/14/25	4.140	15,000,000.00	09/12/25
State Bank of India (California)	10/24/24	4.360	6,000,000.00	04/24/25
State Bank of India (California)	01/29/25	4.190	19,000,000.00	07/30/25
State Bank of India (California)	03/12/25	4.140	30,000,000.00	09/10/25

### TIME DEPOSITS

<u>FINANCIAL INSTITUTION</u>	<u>DEPOSIT DATE</u>	<u>YIELD (%)</u>	<u>PAR AMOUNT (\$)</u>	<u>MATURITY DATE</u>
<b>OAKLAND</b>				
Beneficial State Bank	12/06/24	4.290	1,000,000.00	06/06/25
California Bank of Commerce	10/30/24	4.410	5,000,000.00	04/30/25
Metropolitan Bank	02/13/25	4.250	1,000,000.00	08/14/25
Metropolitan Bank	02/27/25	4.210	2,000,000.00	08/28/25
<b>ONTARIO</b>				
Citizens Business Bank	03/12/25	4.240	50,000,000.00	06/11/25
<b>PALOS VERDES ESTATES</b>				
Malaga Bank F.S.B.	01/03/25	4.160	5,000,000.00	07/03/25
Malaga Bank F.S.B.	01/10/25	4.150	46,000,000.00	07/11/25
<b>PASADENA</b>				
American Plus Bank, N.A.	01/03/25	4.190	10,000,000.00	04/04/25
American Plus Bank, N.A.	01/29/25	4.210	3,000,000.00	04/30/25
American Plus Bank, N.A.	11/07/24	4.280	4,000,000.00	05/08/25
American Plus Bank, N.A.	01/17/25	4.160	14,000,000.00	07/18/25
American Plus Bank, N.A.	01/24/25	4.170	6,000,000.00	07/25/25
American Plus Bank, N.A.	02/12/25	4.190	8,000,000.00	08/13/25
American Plus Bank, N.A.	03/14/25	4.090	5,000,000.00	09/12/25
East West Bank	01/03/25	4.160	50,000,000.00	07/03/25
East West Bank	01/08/25	4.150	175,000,000.00	07/09/25
East West Bank	01/24/25	4.190	75,000,000.00	07/25/25
Wescom Central Credit Union	01/09/25	4.290	50,000,000.00	04/10/25
Wescom Central Credit Union	01/10/25	4.290	25,000,000.00	04/11/25
Wescom Central Credit Union	03/07/25	4.280	50,000,000.00	06/06/25
Wescom Central Credit Union	03/12/25	4.270	50,000,000.00	06/11/25
<b>PORTERVILLE</b>				
Bank of The Sierra	10/24/24	4.360	10,000,000.00	04/24/25
<b>REDDING</b>				
Cornerstone Community Bank	10/16/24	4.340	9,000,000.00	04/16/25
Cornerstone Community Bank	02/07/25	4.310	8,500,000.00	05/09/25

## TIME DEPOSITS

<u>FINANCIAL INSTITUTION</u>	<u>DEPOSIT</u>		<u>PAR</u>	<u>MATURITY</u>
	<u>DATE</u>	<u>YIELD (%)</u>	<u>AMOUNT (\$)</u>	<u>DATE</u>
<b>REDWOOD CITY</b>				
Provident Credit Union	10/03/24	4.250	20,000,000.00	04/03/25
Provident Credit Union	10/31/24	4.380	50,000,000.00	05/01/25
Provident Credit Union	11/14/24	4.360	20,000,000.00	05/15/25
Provident Credit Union	12/04/24	4.360	20,000,000.00	06/04/25
Provident Credit Union	12/06/24	4.280	20,000,000.00	06/06/25
Provident Credit Union	12/13/24	4.220	20,000,000.00	06/13/25
Provident Credit Union	01/09/25	4.180	20,000,000.00	07/10/25
Provident Credit Union	01/09/25	4.180	20,000,000.00	07/10/25
Provident Credit Union	02/06/25	4.210	20,000,000.00	08/07/25
Provident Credit Union	03/13/25	4.130	40,000,000.00	09/11/25
<b>RIVERSIDE</b>				
Provident Savings Bank, FSB	03/06/25	4.250	50,000,000.00	06/05/25
<b>ROSEMEAD</b>				
Pacific Alliance Bank	10/02/24	4.290	4,000,000.00	04/02/25
<b>ROSEVILLE</b>				
Five Star Bank	01/09/25	4.260	125,000,000.00	04/10/25
Five Star Bank	02/19/25	4.260	50,000,000.00	05/21/25
Five Star Bank	03/12/25	4.220	10,000,000.00	06/11/25
Five Star Bank	03/12/25	4.220	30,000,000.00	06/11/25
Five Star Bank	01/09/25	4.170	75,000,000.00	07/10/25
<b>SACRAMENTO</b>				
Golden 1 Credit Union	01/30/25	4.250	150,000,000.00	05/01/25
Golden 1 Credit Union	03/05/25	4.250	75,000,000.00	06/04/25
Golden 1 Credit Union	03/13/25	4.250	75,000,000.00	06/12/25
River City Bank	03/07/25	4.230	50,000,000.00	06/06/25
<b>SAN DIEGO</b>				
Axos Bank	10/09/24	4.320	50,000,000.00	04/09/25
Axos Bank	10/16/24	4.320	25,000,000.00	04/16/25
Axos Bank	12/05/24	4.290	100,000,000.00	06/05/25
Axos Bank	02/26/25	4.210	25,000,000.00	08/27/25
Axos Bank	03/12/25	4.110	100,000,000.00	09/10/25
California Coast Credit Union	02/12/25	4.280	1,000,000.00	05/14/25
Mission Federal Credit Union	01/15/25	4.250	50,000,000.00	04/16/25
Mission Federal Credit Union	01/03/25	4.160	50,000,000.00	07/03/25
Mission Federal Credit Union	01/29/25	4.160	50,000,000.00	07/30/25

### TIME DEPOSITS

<u>FINANCIAL INSTITUTION</u>	<u>DEPOSIT</u>		<u>PAR</u>	<u>MATURITY</u>
	<u>DATE</u>	<u>YIELD (%)</u>	<u>AMOUNT (\$)</u>	<u>DATE</u>
<b>SAN FRANCISCO</b>				
Bank of San Francisco	03/07/25	4.230	10,000,000.00	06/06/25
Beacon Business Bank	01/23/25	4.250	1,000,000.00	04/24/25
Mission National Bank	01/08/25	4.250	15,000,000.00	04/09/25
Mission National Bank	01/16/25	4.270	5,000,000.00	04/17/25
<b>SAN JOSE</b>				
Meriwest Credit Union	01/09/25	4.290	10,000,000.00	04/10/25
Meriwest Credit Union	02/05/25	4.270	10,000,000.00	05/07/25
Technology Credit Union	10/04/24	4.290	100,000,000.00	04/04/25
Technology Credit Union	11/14/24	4.370	50,000,000.00	05/15/25
Technology Credit Union	01/30/25	4.200	50,000,000.00	07/31/25
Technology Credit Union	02/27/25	4.220	100,000,000.00	08/28/25
<b>SANTA ANA</b>				
Banc of California	12/06/24	4.290	25,000,000.00	06/06/25
Banc of California	01/09/25	4.190	75,000,000.00	07/10/25
Banc of California	01/15/25	4.240	75,000,000.00	07/16/25
Banc of California	01/16/25	4.240	125,000,000.00	07/17/25
<b>SANTA ROSA</b>				
Poppy Bank	10/09/24	4.360	50,000,000.00	04/09/25
Poppy Bank	01/16/25	4.290	70,000,000.00	04/17/25
Poppy Bank	02/13/25	4.300	30,000,000.00	05/15/25
Poppy Bank	03/05/25	4.270	50,000,000.00	06/04/25
Poppy Bank	03/05/25	4.270	72,000,000.00	06/04/25
Poppy Bank	03/07/25	4.280	23,000,000.00	06/06/25
<b>SUN VALLEY</b>				
Mission Valley Bank	01/29/25	4.180	10,000,000.00	07/30/25
<b>TUSTIN</b>				
SchoolsFirst Federal Credit Union	10/30/24	4.400	50,000,000.00	04/30/25
SchoolsFirst Federal Credit Union	01/09/25	4.180	50,000,000.00	07/10/25
<b>VACAVILLE</b>				
Travis Credit Union	10/10/24	4.330	50,000,000.00	04/10/25
Travis Credit Union	11/13/24	4.340	25,000,000.00	05/14/25
Travis Credit Union	03/07/25	4.260	100,000,000.00	06/06/25
Travis Credit Union	02/06/25	4.210	50,000,000.00	08/07/25
<b>WALNUT CREEK</b>				
Mechanics Bank	02/20/25	4.270	1,000,000.00	08/21/25

**TIME DEPOSITS**

<u>FINANCIAL INSTITUTION</u>	<u>DEPOSIT DATE</u>	<u>YIELD (%)</u>	<u>PAR AMOUNT (\$)</u>	<u>MATURITY DATE</u>
<b>WATSONVILLE</b>				
Santa Cruz County Bank	01/03/25	4.210	10,000,000.00	04/04/25
<b>TOTAL TIME DEPOSITS MARCH 2025</b>			<b>5,184,500,000.00</b>	

**BANK DEMAND DEPOSITS**  
**MARCH 2025**  
(\$ in thousands)

**DAILY BALANCES**

<u>DAY OF MONTH</u>		<u>BANK BALANCES</u>		<u>INTEREST BEARING BANK BALANCES</u>		<u>WARRANTS OUTSTANDING</u>
1	\$	214,600	\$	1,270,000	\$	5,712,968
2		214,600		1,270,000		5,712,968
3		201,720		1,270,000		5,662,824
4		291,378		1,100,000		5,254,642
5		277,896		1,210,000		4,400,650
6		203,767		1,290,000		4,724,480
7		213,710		1,160,000		5,485,829
8		213,710		1,160,000		5,485,829
9		213,710		1,160,000		5,485,829
10		250,643		1,135,000		4,850,099
11		211,930		70,000		4,999,835
12		230,968		1,110,000		4,753,149
13		224,596		1,095,000		4,909,796
14		238,737		1,160,000		5,531,038
15		238,737		1,160,000		5,531,038
16		238,737		1,160,000		5,531,167
17		242,473		1,140,000		5,138,384
18		192,340		1,185,000		4,599,304
19		249,052		890,000		5,120,479
20		178,956		960,000		4,993,591
21		228,003		1,115,000		5,813,793
22		228,003		1,115,000		5,813,793
23		228,003		1,115,000		5,813,793
24		250,174		840,000		4,840,305
25		230,562		1,315,000		4,588,599
26		318,398		1,100,000		4,105,887
27		179,045		1,035,000		4,618,007
28		226,122		495,000		4,376,449
29		226,122		495,000		4,376,449
30		226,122		495,000		4,376,449
31		269,643		2,395,000		4,376,936
<b>AVERAGE DOLLAR DAYS</b>		\$230,724 <u>a/</u>		\$1,079,677 <u>b/</u>		

a/ The prescribed bank balance for March was \$228,506. This consisted of \$112,278 in compensating balances for services, balances for uncollected funds of \$116,548 and a deduction of \$320 for March delayed deposit credit.

b/ Represents the average bank balance in the Interest Bearing Demand Accounts.

**DESIGNATION BY POOLED MONEY INVESTMENT BOARD  
OF TREASURY POOLED MONEY INVESTMENTS AND DEPOSITS**

1910

In accordance with sections 16480 through 16480.8 of the Government Code (GC), the Pooled Money Investment Board, at its meeting on April 16, 2025, has determined and designated the amount of money available for deposit and investment as of April 9, 2025, under said sections. In accordance with sections 16480.1 and 16480.2 of the GC, it is the intent that the money available for deposit or investment be deposited in bank accounts and savings and loan associations or invested in securities in such a manner so as to realize the maximum return consistent with safe and prudent treasury management, and the Board does hereby designate the amount of money available for deposit in bank accounts, savings and loan associations, and for investment in securities and the type of such deposits and investments as follows:

1. In accordance with Treasurer's Office policy, for deposit in demand bank accounts as:

a. Compensating Balance for Services 109,000,000

The active noninterest-bearing bank accounts designation constitutes a calendar month average balance. For purposes of computing the compensating balances, the Treasurer shall exclude from the daily balances any amounts contained therein as a result of nondelivery of securities purchased for "cash" for the Pooled Money Investment Account and shall adjust for any deposits not credited by the bank as of the date of deposit. The balances in such accounts may fall below the above amount provided that the balances computed by dividing the sum of daily balances of that calendar month by the number of days in the calendar month reasonably approximates that amount. The balances may exceed this amount during heavy collection periods or in anticipation of large impending warrant presentations to the Treasury, but the balances are to be maintained in such a manner as to realize the maximum return consistent with safe and prudent treasury management.

b. Interest Bearing Accounts for Cash Flow Variability: \$ 1,500,000,000

JP Morgan Chase Bank	\$ 500,000,000
BMO Bank, N.A.	\$ 500,000,000
US Bank	\$ 500,000,000

The interest bearing bank account designation represents targeted balances to be averaged over one month's period to smooth cash flow variability. The balances may fluctuate above and below these amounts as needed to manage cash flow variances and to meet daily liquidity needs. Interest earnings for these accounts will be calculated according to the terms of the agreement between the Treasurer's Office and the account's depository bank, paid monthly and recorded as a deposit into the state's main demand deposit account, and allocated quarterly by the State Controller's Office as directed by GC 16475 and GC 16480.6.

2. In accordance with law, for investment in securities authorized by section 16430, GC, or in term interest-bearing deposits in banks and savings and loan associations as follows:

	From	To	Transactions	In Securities (GC section 16430)	Time Deposits in Various Financial Institutions (GC sections 16503a and 16602)	Estimated Total
(1)	4/14/2025	4/18/2025	\$ 7,714,478,000	\$ 2,424,978,000	\$ 5,289,500,000	\$ 7,714,478,000
(2)	4/21/2025	4/25/2025	\$ (3,168,200,000)	\$ (743,222,000)	\$ 5,289,500,000	\$ 4,546,278,000
(3)	4/28/2025	5/2/2025	\$ (496,300,000)	\$ (1,239,522,000)	\$ 5,289,500,000	\$ 4,049,978,000
(4)	5/5/2025	5/9/2025	\$ 993,800,000	\$ (245,722,000)	\$ 5,289,500,000	\$ 5,043,778,000
(5)	5/12/2025	5/16/2025	\$ (1,292,700,000)	\$ (1,538,422,000)	\$ 5,289,500,000	\$ 3,751,078,000
(6)	5/19/2025	5/23/2025	\$ 1,108,000,000	\$ (430,422,000)	\$ 5,289,500,000	\$ 4,859,078,000
(7)	5/26/2025	5/30/2025	\$ (6,214,834,000)	\$ (6,645,256,000)	\$ 5,289,500,000	\$ (1,355,756,000)
(8)	6/2/2025	6/6/2025	\$ (406,300,000)	\$ (7,051,556,000)	\$ 5,289,500,000	\$ (1,762,056,000)
(9)	6/9/2025	6/13/2025	\$ 867,100,000	\$ (6,184,456,000)	\$ 5,289,500,000	\$ (894,956,000)
(10)	6/16/2025	6/20/2025	\$ 5,813,600,000	\$ (370,856,000)	\$ 5,289,500,000	\$ 4,918,644,000

From any of the amounts specifically designated above, not more than 30 percent in the aggregate may be invested in prime commercial paper under section 16430(e), GC.

Additional amounts available in treasury trust account and in the Treasury from time to time, in excess of the amounts and for the same types of investments as specifically designated above.

Provided, that the availability of the amounts shown under paragraph 2 is subject to reduction in the amount by which the bank accounts under paragraph 1 would otherwise be reduced below the calendar month average balance 109,000,000.

Dated: April 16, 2025

POOLED MONEY INVESTMENT BOARD:

Signatures on file at STO

\_\_\_\_\_  
Chair

\_\_\_\_\_  
Member

\_\_\_\_\_  
Member

**LOS ANGELES COUNTY TREASURER  
PENDING TRANSACTIONS DETAIL  
REPORT AS OF APRIL 30, 2025  
ATTACHMENT XVIII**

**There were no Pending Transactions.**