



**COUNTY OF LOS ANGELES  
TREASURER AND TAX COLLECTOR**

Kenneth Hahn Hall of Administration  
500 West Temple Street, Room 437  
Los Angeles, California 90012  
Telephone: (213) 974-2101 Fax: (213) 626-1812  
ttc.lacounty.gov and propertytax.lacounty.gov

**ELIZABETH BUENROSTRO GINSBERG**  
TREASURER AND TAX COLLECTOR

Board of Supervisors

**HILDA L. SOLIS**  
First District

**HOLLY J. MITCHELL**  
Second District

**LINDSEY P. HORVATH**  
Third District

**JANICE HAHN**  
Fourth District

**KATHRYN BARGER**  
Fifth District

February 28, 2025

TO: Supervisor Kathryn Barger, Chair  
Supervisor Hilda L. Solis, Chair Pro Tem  
Supervisor Holly J. Mitchell  
Supervisor Janice Hahn  
Supervisor Lindsey P. Horvath

FROM: Elizabeth Buenrostro Ginsberg  
Treasurer and Tax Collector

**SUBJECT: REPORT OF INVESTMENTS FOR THE MONTH OF JANUARY 2025**

The Report of Investments for the month of January 2025 has been compiled pursuant to the California Government Code and the Treasurer and Tax Collector's Investment Policy.

All investments made during the month of January 2025 were in accordance with the California Government Code and conform to the Treasurer and Tax Collector's Investment Policy.

The attached Schedules A and B summarize important Treasury Pool information. You will find the complete monthly Report of Investments at the following link:

<https://ttc.lacounty.gov/monthly-reports/>

Should you have any questions, please contact me directly or your staff may contact Ms. Damia J. Johnson, Assistant Treasurer and Tax Collector, of my staff at (213) 974-2139 or [djohnson@ttc.lacounty.gov](mailto:djohnson@ttc.lacounty.gov).

EBG:LP:DJJ:JK:bp

Attachments

c: Chief Executive Officer  
Executive Officer, Board of Supervisors  
Auditor-Controller  
County Counsel

TREASURER AND TAX COLLECTOR  
REPORT OF INVESTMENTS FOR JANUARY 2025

Detailed information regarding the pooled and specific portfolios, related earnings, and data required to be disclosed pursuant to statute is shown in the following report attachments.

GENERAL PORTFOLIO SCHEDULES

- A - Portfolio Profiles
- A1 - Credit Quality Distribution and Concentration of Credit Risk
- B - Pooled Surplus Investments (PSI) Earnings Report
- C - Summary Report of Treasurer's Depository Accounts
- D - Treasurer's Activity and Cash Availability for the Next Six-Month Period
- E - Treasurer's Investment Strategy

ATTACHMENTS

- I. Definitions of Securities
  - Detailed descriptions of the major security types invested in by the Treasury
- II. Compliance Report
  - Detailed report of transactions, if any, which deviate from the Treasurer's investment policy
- III. Performance Report
  - Daily portfolio investment balances and monthly averages
- IV. Earnings on Investments (Accrual Basis) Chart
  - Graphic presentation of PSI net earning rates
- V. Net Income for Month
  - Accrual basis net income for month, gross revenue less expenditures

TREASURER AND TAX COLLECTOR  
REPORT OF INVESTMENTS FOR JANUARY 2025

ATTACHMENTS

- VI. PSI Portfolio Participant Composition
  - Percentage breakdown by participant in the PSI Portfolio
- VII. Composition of PSI Portfolio by Type Chart
  - Graphic presentation of the percentage composition of the PSI Portfolio by major security type
- VIII. Investment Transaction Journal
  - Listing of securities purchased, sold and transferred between portfolios during the month
- IX. Comparison of Investment Cost to Market Value
  - Summary comparison of investment amortized cost to market value by security type
- X. Treasurer Position Compared to Market Value Report
  - Inventory listing of portfolio securities showing amortized cost and market value for each investment
- XI. Trustee and Managed Funds
  - Listing of funds and accounts managed by outside trustees
- XII. Schedule of Floating Rate Securities
  - Inventory listing of portfolio securities where the stated interest rate changes between the purchase date and the maturity date
- XIII. Schedule of Bond Anticipation Notes
  - Inventory listing of Bond Anticipation Notes held by the PSI Portfolio and their current interest rates
- XIV. Inventory Report – Totals Section Security Type Grouping
  - Summary of weighted-average time to maturity by security type

TREASURER AND TAX COLLECTOR  
REPORT OF INVESTMENTS FOR JANUARY 2025

ATTACHMENTS

XV. Inventory Report – Totals Section Maturity Range Grouping

Summary of the amortized cost value of securities maturing within selected time frames

XVI. Composition of PSI Portfolio by Maturity Chart

Graphic presentation of the percentage composition of the PSI Portfolio by selected maturity ranges

XVII. Pooled Money Investment Board Letter – Treasurer State of California

Summary of State Treasurer's Local Agency Investment Fund (LAIF)

XVIII. Pending Transactions Report

Detailed report of transactions with future settlement dates

**POOLED SURPLUS AND SPECIFIC PURPOSE INVESTMENTS  
AS OF JANUARY 31, 2025**

**SCHEDULE A**

<u>PORTFOLIO PROFILE</u>	<u>Pooled Surplus Investments</u>	<u>Specific Purpose Investments</u>
Inventory Balance at 01/31/25		
At Cost	\$ 58,726,770,874	\$ 311,254,187
At Market	\$ 56,846,890,764	\$ 289,112,879
Repurchase Agreements	\$ -	\$ -
Reverse Repurchase Agreements	\$ -	\$ -
Composition by Security Type:		
Certificates of Deposit	3.41%	0.00%
United States Government and Agency Obligations Bankers Acceptances Commercial Paper	70.32%	85.48%
Municipal Obligations	26.23%	0.00%
Corporate and Deposit Notes	0.04%	0.52%
Repurchase Agreements	0.00%	0.00%
Asset-Backed	0.00%	0.00%
Other	0.00%	0.00%
	0.00%	14.00%
1-60 days	38.17%	27.16%
61 days-1 year	24.97%	48.74%
Over 1 year	36.86%	24.10%
Weighted Average Days to Maturity	670	

**POOLED SURPLUS AND SPECIFIC PURPOSE INVESTMENTS  
AS OF JANUARY 31, 2025**

**SCHEDULE A1**

The following is a summary of the credit quality distribution and concentration of credit risk by investment type as a percentage of each portfolio's cost at January 31, 2025:

<u>PSI</u>	<u>S&amp;P</u>	<u>Moody's</u>	<u>Fitch</u>	<u>% of Portfolio</u>
Commercial Paper	A-1	P-1	F1	26.23%
Municipals:				
Los Angeles County Securities	AA+	Aa1	AAA	0.04%
Negotiable Certificates of Deposit	A-1	P-1	F1	3.41%
U.S. Agency Securities	AA+	Aaa	AAA	50.96%
U.S. Treasury Securities:				
U.S. Treasury Notes	AA+	Aaa	AA+	3.74%
U.S. Treasury Bills	AA+	Aaa	AA+	15.62%
				<u>100.00%</u>
				<u>100.00%</u>
<u>SPI</u>				
Local Agency Investment Fund	Not Rated	Not Rated	Not Rated	14.00%
Los Angeles County Securities	AAA	Aa1	AAA	0.52%
U.S. Agency Securities	AA+	Aaa	AAA	23.58%
U.S. Treasury Securities:				
U.S. Treasury Bills	AA+	Aaa	AA+	61.90%
				<u>100.00%</u>
				<u>100.00%</u>

**POOLED SURPLUS INVESTMENTS (PSI) EARNINGS REPORT  
JANUARY 31, 2025**

**SCHEDULE B**

**TREASURER POOLED SURPLUS  
INVESTMENTS PORTFOLIO**

Investment Balance 01/31/25	\$ 58,726,770,874
Market Value at 01/31/25	\$ 56,846,890,764
Average Daily Balance	\$ 59,194,987,585
Gains and Losses:	
For the Month	\$ -
For the Past 12 Months	\$ -
Unrealized Gains and Losses on Transfers between Portfolio for the Month	\$ -
Earnings for the Month	\$ 184,509,569
Earnings for the Past 12 Months	\$ 2,270,528,515
Earnings Rate for the Month	3.66%

**SUMMARY REPORT OF TREASURER'S DEPOSITORY ACCOUNTS  
AS OF JANUARY 31, 2025**

**SCHEDULE C**

<u>Bank Name</u>	<u>Balance</u>
Bank of America - Concentration	\$ 46,378,283.03
Bank of Montreal - Concentration	\$ 120,968,567.54 (A)
Citibank - Concentration	\$ 46,708.41
JP Morgan Chase - Concentration	\$ 106,011,126.45 (B)
Wells Fargo - Concentration	<u>\$ -</u>
Total Ledger Balance for all Banks	<u><u>\$ 273,404,685.43</u></u>

(A) \$111.16 million of this amount is related to the deposit of funds in an interest-bearing money market savings account, in accordance with the Treasurer's authority under California Government Code

(B) \$100 million of this amount is related to the deposit of funds in an interest-bearing money market savings account, in accordance with the Treasurer's authority under California Government Code Section 53633.



TREASURER'S ACTIVITY FOR JANUARY 2025  
AND CASH AVAILABILITY  
FOR THE NEXT SIX-MONTH PERIOD

SCHEDULE D

Government Code Section 53646 (b) (3) requires the Treasurer and Tax Collector to include a statement in the investment report, denoting the ability of the Pooled Surplus Investment Fund to meet its disbursement requirements for the next six months.

The Los Angeles County Pooled Surplus Investment Fund consists of funds in its treasury deposited by various entities required to do so by statute, as well as those entities voluntarily depositing monies in accordance with Government Code Section 53684.

The Treasurer and Tax Collector is required to disburse monies placed in the treasury as directed by the Auditor-Controller, except for the making of legal investments, to the extent funds are transferred to one or more clearing funds in accordance with Government Code Section 29808.

The Treasurer and Tax Collector, in his projection of cash availability to disburse funds as directed by the Auditor-Controller, is relying exclusively on historical Pooled Surplus Investment Fund deposits and disbursements and future cash flow projections provided by the depositing entities. No representation is made as to an individual depositor's ability to meet their anticipated expenditures with anticipated revenues.

Summary of Activity for January 2025

Total Deposits	\$	6,521,541,809.75
Total Disbursements	\$	8,857,465,452.10
Discretionary Funds Liquidity Withdrawal Ratio:		
As of January 31, 2025		2.04

Six-Month Cash Availability Projection:

Month	Maturities	Deposits	Disbursements	Available Cash
February	\$ 11,464,466,000.00	\$ 4,838,100,000.00	\$ 7,028,700,000.00	\$ 9,273,866,000.00
March	\$ 11,319,287,000.00	\$ 7,061,700,000.00	\$ 7,631,000,000.00	\$ 20,023,853,000.00
April	\$ 8,476,663,000.00	\$ 12,239,400,000.00	\$ 8,428,500,000.00	\$ 32,311,416,000.00
May	\$ 4,197,302,000.00	\$ 4,143,500,000.00	\$ 8,411,900,000.00	\$ 32,240,318,000.00
June	\$ 1,159,978,000.00	\$ 4,733,200,000.00	\$ 8,360,100,000.00	\$ 29,773,396,000.00
July	\$ 530,000,000.00	\$ 4,480,900,000.00	\$ 10,569,800,000.00	\$ 24,214,496,000.00

## TREASURER'S INVESTMENT STRATEGY

### SCHEDULE E

Two portfolios are maintained by the Los Angeles County Treasurer and Tax Collector (Treasurer).

The Pooled Surplus Investment (PSI) Portfolio is used to account for all pooled investments. The PSI strategy is to maintain principal and to provide sufficient cash to meet expenditure needs. The cash flow needs of our pool members are monitored daily to ensure that sufficient liquidity is maintained to meet the needs of participants. A review of the PSI Portfolio's cash flow projections at the preparation date of this report indicates that longer average days to maturity may be prudent. On August 30, 2021, the Treasurer increased the average days to maturity target range from between 1 and 3 years to between 1 and 4 years.

In January 2025, the Treasurer placed \$198.33 million in the Bank of Montreal Market Plus Account and \$100 million in JP Morgan Chase Money Market Account in accordance with the Treasurer's authority under California Government Code Section 53633. At month-end, \$111.16 million remained in the Bank of Montreal Money Market Plus Account and \$100 million in the JP Morgan Chase Money Market Account. These accounts are collateralized in accordance with California Government Code Section 53652. The balances and income are included in the Pool's earnings rate calculations.

The Specific Purpose Investment (SPI) Portfolio is used to account for specific investments requested by various entities to provide for specific needs not available if monies are placed in a pool. The individual investment strategies are targeted for the needs of the requesting entity.

Expected cash flow projections for the next twelve months continue to indicate that sufficient cash is available for participants' estimated needs. We will continue our basic investment philosophy to buy and hold to a designated maturity, high quality fixed income investments.

TREASURER AND TAX COLLECTOR  
REPORT OF INVESTMENTS  
DEFINITIONS OF SECURITIES

AGENCIES – Securities (debentures and notes) issued by Federal agencies, such as Federal Home Loan Banks (FHLB), and Federal Farm Credit Banks (FFCB). Agency Securities are issued on both a discount and coupon basis and have a variety of maturity periods. A few are backed by the full faith and credit of the United States Government, some are guaranteed by the Treasury or supported by the issuing agency's right to borrow from the Treasury, and some lack any formal governmental backing. Government National Mortgage Association (GNMA) and Federal Home Loan Mortgage Corp. (FHLMC) securities are mortgage-backed.

ASSET BACKED SECURITIES – Corporate notes secured by an identifiable pool of assets such as loans, leases, and installment contracts or trade receivables. The interest rate is fixed and paid either on a monthly or semi-annual basis. In some cases, a portion of the principal is also paid monthly.

BANKERS ACCEPTANCES – Negotiable time drafts drawn on foreign or domestic banks to finance the export, import, shipment, and storage of goods. The drafts are sold at a discount and redeemed by the accepting bank at maturity for full face value. Maturities range from one to 270 days.

COLLATERALIZED CERTIFICATES OF DEPOSIT – Non-negotiable instruments evidencing a time deposit made with a bank at a fixed rate of interest for a fixed period, secured by collateral such as United States Government securities or mortgages.

COMMERCIAL PAPER – Promissory notes with a maturity of one to 270 days issued in the open market by various economic entities to finance certain short-term credit needs. Notes are issued on a discount or interest-bearing basis.

CORPORATE NOTES – Unsecured, registered debt securities issued by corporations operating within the United States at fixed or variable rates of interest for a fixed period. Interest for floating rate corporate notes is payable periodically at a rate which is adjusted monthly according to a predetermined formula. Fixed rate corporate notes pay interest semi-annually.

GOVERNMENTS – Negotiable United States Treasury securities such as Treasury bills, notes and bonds. Treasury bills are issued on a discount basis in 1-month, 3-month, 6-month, and 52-week maturities. Treasury notes and bonds are coupon issues, with one to ten year and ten to thirty year maturities, respectively. Treasury securities are guaranteed as to principal and interest by the United States Government.

FORWARD CONTRACTS – Customized contracts traded in the Over The Counter Market where the holder of the contract is obligated to buy or sell a specific amount of an underlying asset at a specific price on a specific future date.

FUTURE CONTRACTS – Standardized contracts traded on recognized exchanges where the holder of the contract is obligated to buy or sell a specific amount of an underlying asset at a specific price on a specific future date.

INTEREST RATE SWAP AGREEMENT – Contractual agreement in which two parties agree to exchange interest payment streams for a specific term. There is no exchange of principal, but a “notional amount” is established to serve as the basis for calculating the interest payment.

LOCAL AGENCY INVESTMENT FUND – Shares of beneficial interest issued by the State of California pursuant to Government Code Section 16429.1.

MONEY MARKET FUND – Shares of beneficial interest issued by diversified management companies registered with the Securities and Exchange Commission in accordance with Section 270, 2a-7 of Title 17 of the Code of Federal Regulation.

MUNICIPALS – Debt securities issued by state and local governments and their agencies, usually in the form of bonds, notes and certificates of participation. These securities may be short or long-term, and normally coupon issues are secured in some manner by the borrower.

NEGOTIABLE CERTIFICATES OF DEPOSIT – Negotiable instruments evidencing a time deposit made with a commercial bank or thrift institution at a fixed rate of interest for a fixed period. Term certificates of deposits (CDs) are issued with maturities in excess of one year, and normally pay interest semi-annually. Eurodollar CDs are dollar-denominated CDs issued by foreign (mainly London) branches of major American and foreign commercial banks. Yankee CDs are dollar-denominated CDs issued by foreign commercial banks domiciled in the United States.

OPTION CONTRACTS – Contracts traded in either the Over the Counter Market or recognized exchanges where the purchaser has the right but not the obligation to buy or sell a specific amount of an underlying asset at a specific price within a specific time period.

PROMISSORY NOTE – An unsecured promise to pay between two entities. Notes are on a discount or interest-bearing basis.

REVERSE REPURCHASE AGREEMENTS – A reverse repurchase agreement consists of two simultaneous transactions. One is the sale of securities by the County to a bank or dealer. The other is the commitment by the County to repurchase the securities at the same price at a mutually agreed upon date. The County invests the cash proceeds

of the “sale” in other securities. The term of the reverse repurchase agreements may not exceed one year. The securities “sold” are typically treasury issues.

REPURCHASE AGREEMENTS – A repurchase agreement consists of two simultaneous transactions. One is the purchase of securities by the County from a bank or dealer. The other is the commitment by the County to sell the securities back at an agreed upon date and price. The term of the repurchase agreements may not exceed thirty days. The securities “purchased” are typically treasury issues.

SECURITIES LENDING AGREEMENTS – Agreements under which the County agrees to transfer securities to a borrower who, in turn agrees to provide collateral to the County. During the term of the agreement, both the securities and the collateral are held by a third party. At the conclusion of the agreement, the securities are transferred back to the County in return for the collateral.

SUPRANATIONALS – United States dollar denominated senior unsecured unsubordinated obligations issued or unconditionally guaranteed by any of the supranational institutions identified in Government Code Section 53601(Q) which are eligible for purchase and sale within the United States.

TRUST INVESTMENTS – Shares of beneficial interest issued by a joint powers authority organized pursuant to Government Code Section 6509.7 that invests in securities and obligations authorized in Section 53601 (a) to (o) of the Government Code.

TREASURER AND TAX COLLECTOR  
REPORT OF INVESTMENT TRANSACTIONS FOR JANUARY 2025  
COMPLIANCE REPORT

Portfolio Securities Not in Accordance with Treasurer Policy  
For the Month of January 2025

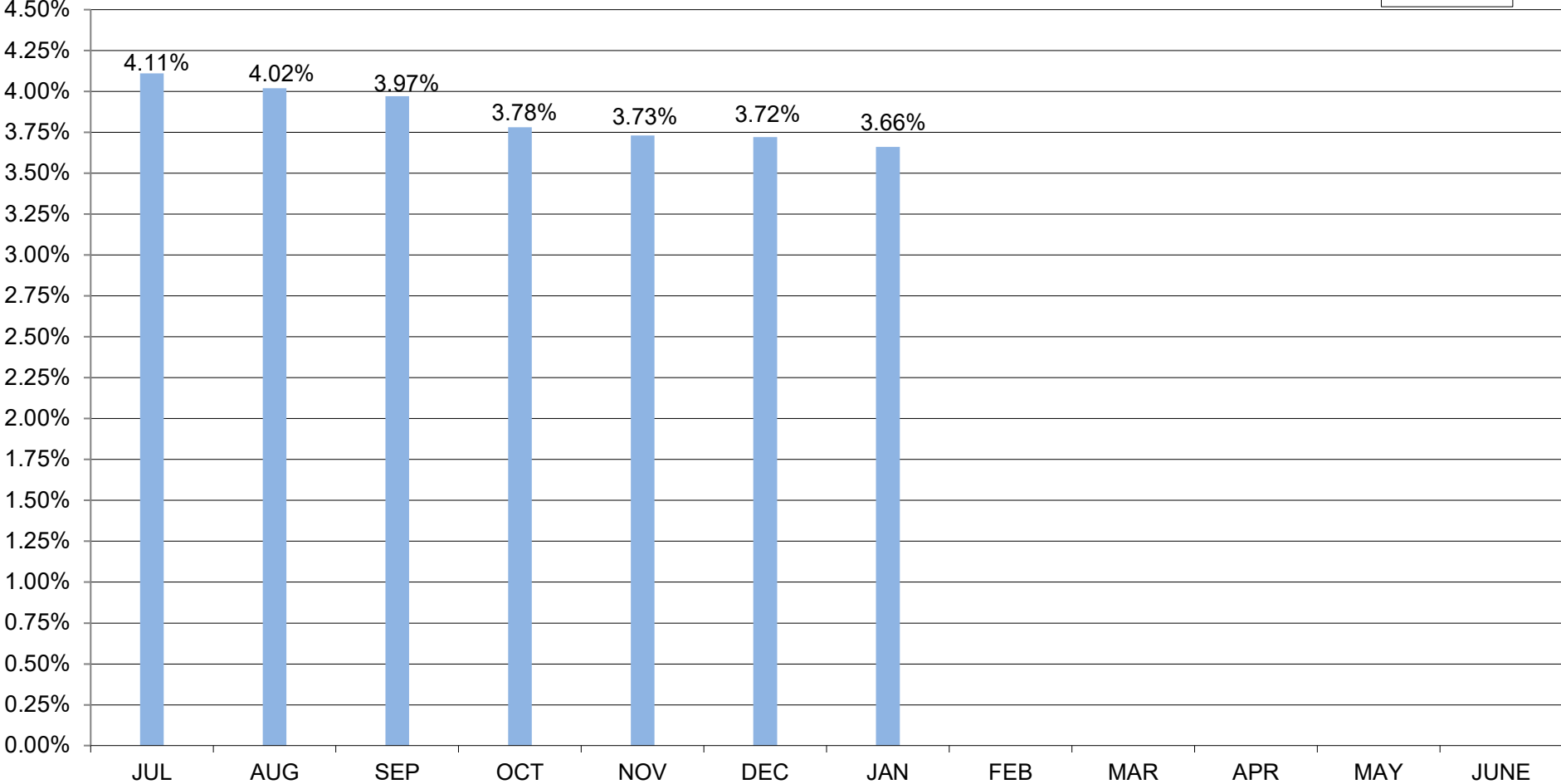
No exceptions noted.

LOS ANGELES COUNTY TREASURER  
 PERFORMANCE REPORT  
 PORTFOLIO COST  
 THROUGH JANUARY 31, 2025  
 ATTACHMENT III

DAY	POOLED SURPLUS INVESTMENTS		SPECIFIC PURPOSE INVESTMENTS	
		TOTAL COST		TOTAL COST
01/01/2025	\$	61,147,689,917.37	\$	280,720,426.64
01/02/2025		60,421,944,704.59		280,739,641.92
01/03/2025		59,932,862,718.54		280,758,857.20
01/04/2025		59,937,064,418.39		280,778,072.46
01/05/2025		59,941,266,118.24		280,797,287.76
01/06/2025		59,640,091,249.75		280,816,503.02
01/07/2025		59,575,904,580.16		280,835,718.31
01/08/2025		59,244,276,412.56		280,854,933.57
01/09/2025		59,066,980,892.16		280,874,148.86
01/10/2025		59,607,300,967.19		280,893,364.14
01/11/2025		59,611,437,772.76		280,912,579.42
01/12/2025		59,615,574,578.33		280,931,794.70
01/13/2025		59,451,728,007.00		280,951,009.96
01/14/2025		59,495,988,729.26		310,365,958.59
01/15/2025		59,792,614,303.37		310,891,809.14
01/16/2025		59,768,266,400.48		310,914,457.76
01/17/2025		58,433,831,736.77		310,937,106.35
01/18/2025		58,437,816,096.67		310,959,754.98
01/19/2025		58,441,800,456.58		310,982,403.59
01/20/2025		58,445,784,816.49		311,005,052.20
01/21/2025		58,403,185,081.38		311,027,700.81
01/22/2025		58,457,734,681.54		311,050,349.41
01/23/2025		58,353,500,553.31		311,072,998.04
01/24/2025		58,318,420,871.24		311,095,646.64
01/25/2025		58,322,354,364.16		311,118,295.26
01/26/2025		58,326,287,857.09		311,140,943.85
01/27/2025		58,525,043,919.46		311,163,592.48
01/28/2025		58,416,587,998.14		311,186,241.09
01/29/2025		59,899,687,535.27		311,208,889.70
01/30/2025		59,284,816,522.29		311,231,538.31
01/31/2025		58,726,770,874.11		311,254,186.93
	\$	<b>59,194,987,584.99</b>	\$	<b>298,370,040.75</b>

**LOS ANGELES COUNTY TREASURER  
EARNINGS RATE ON INVESTMENTS  
FISCAL YEAR 2024-25  
ATTACHMENT IV**

■ PSI





**LOS ANGELES COUNTY TREASURER  
NET INCOME FOR THE MONTH-ENDED JANUARY 31, 2025 (ACCRUAL BASIS)  
ATTACHMENT V**

	<b>POOLED SURPLUS INVESTMENT TRADING/NON-TRADING</b>	<b>SPECIFIC PURPOSE INVESTMENT</b>
Revenues:		
Interest Earnings	\$ 58,316,235	\$ 155,912
Gains (Losses) on Sales/Calls of Non-Trading Securities	-	-
Gains (Losses) on Sales of Trading Securities	-	
Amortization/Accretion	126,193,334	657,474
Total Revenues	<u>\$ 184,509,569</u>	<u>\$ 813,386</u>
Expenses:		
Interest Expense	-	-
*Investment Management Fee	-	11,626
	<u>\$ -</u>	<u>\$ 11,626</u>
NET INCOME	<u>\$ 184,509,569</u>	<u>\$ 801,760</u>

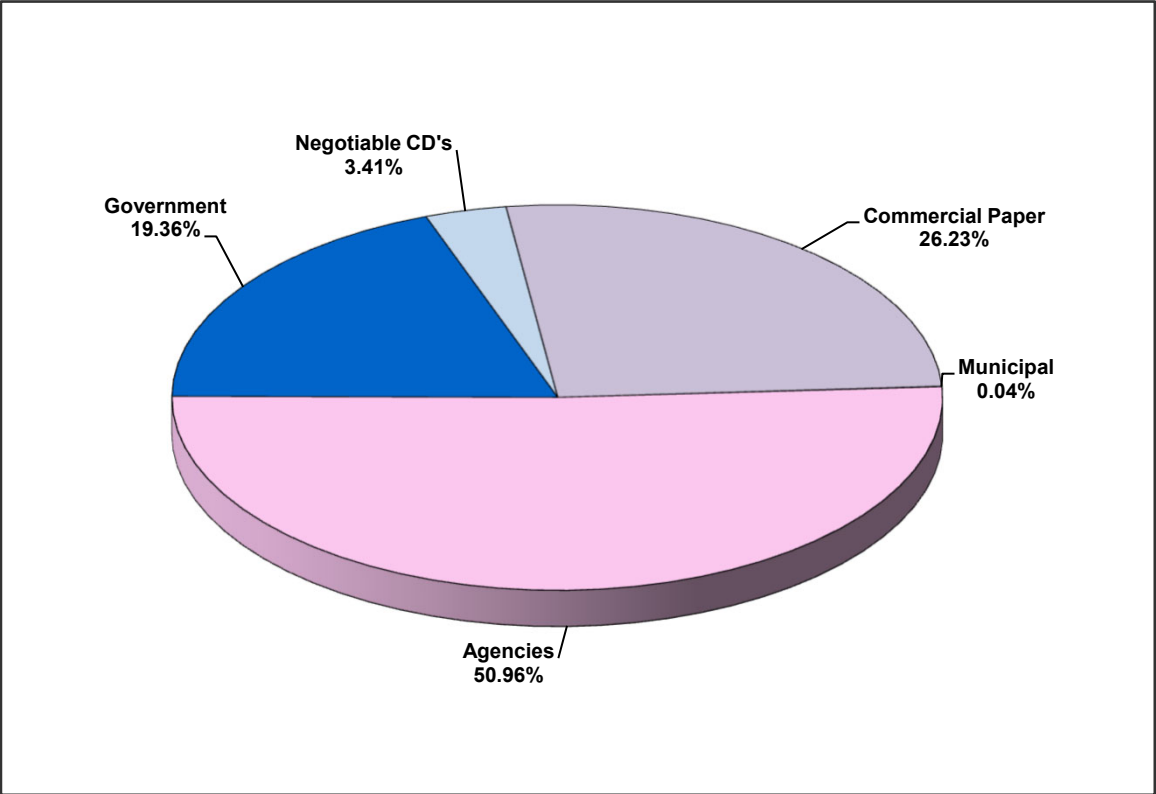
\*Estimated and later adjusted.









**LOS ANGELES COUNTY TREASURER**  
**PSI COMPOSITION**  
**JANUARY 31, 2025**  
**ATTACHMENT VI**

**PSI PORTFOLIO PARTICIPATION COMPOSITION**

<u>Entity</u>	<u>Non-Discretionary</u>	<u>Discretionary</u>
Consolidated School Districts	50.52%	
Los Angeles County and Related Entities	42.63%	
Consolidated Sanitation Districts		1.81%
Metropolitan Transportation Authority		1.81%
Miscellaneous Agencies Pooled Investments		0.63%
South Coast Air Quality Management District		2.47%
Miscellaneous		0.01%
Subtotal	93.15%	6.73%
County Bond Proceeds and Repayment Funds		0.12%
<b>Grand Total</b>	<b>93.15%</b>	<b>6.85%</b>

**LOS ANGELES COUNTY TREASURER  
COMPOSITION OF PSI PORTFOLIO BY SECURITY TYPE  
AS OF JANUARY 2025  
ATTACHMENT VII**



	<u>In Thousands</u>
 Negotiable CD's	2,000,000
 Corp & Deposit Notes	-
 Bankers Acceptance	-
 Commercial Paper	15,402,494
 Municipal	25,282
 Agencies	29,929,488
 Other	-
 Government	<u>11,369,507</u>
Total	<u><u>\$ 58,726,771</u></u>

*Investment Composition Is In Compliance With The Los Angeles County Treasurer's Investment Policy.*

LOS ANGELES COUNTY TREASURER  
INVESTMENT TRANSACTIONS JOURNAL  
PURCHASE DETAIL REPORT  
GROUP: POOLED SURPLUS INVESTMENTS  
FOR THE PERIOD: JANUARY 1, 2025 TO JANUARY 31, 2025  
ATTACHMENT VIII

Account	Original Trs ID	Description	Settle Date	Maturity Date	Rate	PAR	Principal	Accr Interest	Broker/Dealer
NTRD	1452156943	FHLBANKS D NOTE 04/04/25	01/03/2025	04/04/2025	4.21700	50,000,000.00	49,467,018.06	0.00	BANCROFT CAPITAL, LLC
NTRD	1452156955	FHLBANKS D NOTE 04/04/25	01/03/2025	04/04/2025	4.21700	50,000,000.00	49,467,018.06	0.00	BANCROFT CAPITAL, LLC
NTRD	1452156960	FHLBANKS D NOTE 04/04/25	01/03/2025	04/04/2025	4.21700	50,000,000.00	49,467,018.06	0.00	MIZUHO SECURITIES USA LLC
NTRD	1452156963	FHLBANKS D NOTE 04/04/25	01/03/2025	04/04/2025	4.21700	50,000,000.00	49,467,018.06	0.00	MIZUHO SECURITIES USA LLC
NTRD	1453790535	FANNIE MAE D NOTE 02/28/25	01/03/2025	02/28/2025	4.18000	50,000,000.00	49,674,888.89	0.00	US BANCROP ADVISORS
NTRD	1453790536	FANNIE MAE D NOTE 02/28/25	01/03/2025	02/28/2025	4.18000	50,000,000.00	49,674,888.89	0.00	US BANCROP ADVISORS
NTRD	1453790539	FHLBANKS D NOTE 02/04/25 MATD	01/03/2025	02/04/2025	4.23500	36,506,000.00	36,368,575.19	0.00	MISCHLER FINANCIAL GROUP INC.
NTRD	1453863613	FANNIE MAE 5.300 01/08/32 '25	01/08/2025	01/08/2032	5.30000	50,000,000.00	50,000,000.00	0.00	GREAT PACIFIC SECURITIES
NTRD	1454685629	FHLBANKS D NOTE 04/30/25	01/06/2025	04/30/2025	4.17000	50,000,000.00	49,339,750.00	0.00	DAIWA CAPITAL MARKETS AMERICA INC.
NTRD	1454708950	FANNIE MAE 5.330 01/29/32 '25	01/29/2025	01/29/2032	5.33000	50,000,000.00	50,000,000.00	0.00	BANCROFT CAPITAL, LLC
NTRD	1455460822	FHLBANKS D NOTE 05/07/25	01/08/2025	05/07/2025	4.19800	50,000,000.00	49,306,163.89	0.00	BANCROFT CAPITAL, LLC
NTRD	1455460823	FHLBANKS D NOTE 03/28/25	01/07/2025	03/28/2025	4.18000	50,000,000.00	49,535,555.56	0.00	RAYMOND, JAMES & ASSOC.INC
NTRD	1455460826	FHLBANKS D NOTE 03/28/25	01/07/2025	03/28/2025	4.18000	50,000,000.00	49,535,555.56	0.00	RAYMOND, JAMES & ASSOC.INC
NTRD	1455466555	FREDDIE MAC 5.260 01/29/32 '26 MTN	01/29/2025	01/29/2032	5.26000	50,000,000.00	50,000,000.00	0.00	AMERICAN EXPRESS CREDIT CORP
NTRD	1455466556	FREDDIE MAC 5.220 01/29/32 '26 MTN	01/29/2025	01/29/2032	5.22000	50,000,000.00	50,000,000.00	0.00	FHN FINANCIAL CAPITAL MARKETS
NTRD	1455466558	FANNIE MAE 5.380 01/29/32 '25	01/29/2025	01/29/2032	5.38000	50,000,000.00	50,000,000.00	0.00	AMERICAN EXPRESS CREDIT CORP
NTRD	1456151500	FHLBANKS D NOTE 04/30/25	01/08/2025	04/30/2025	4.17000	50,000,000.00	49,351,333.33	0.00	SIEBERT WILLIAMS SHANK CO. & LLC
NTRD	1456151501	FHLBANKS D NOTE 04/30/25	01/08/2025	04/30/2025	4.17000	50,000,000.00	49,351,333.33	0.00	SIEBERT WILLIAMS SHANK CO. & LLC
NTRD	1456157030	FANNIE MAE 5.260 01/29/32 '26	01/29/2025	01/29/2032	5.26000	50,000,000.00	50,000,000.00	0.00	PIPER SANDLER COMPANIES
NTRD	1456979756	FHLBANKS D NOTE 05/09/25	01/10/2025	05/09/2025	4.19200	50,000,000.00	49,307,155.56	0.00	MIZUHO SECURITIES USA LLC
NTRD	1456979757	FHLBANKS D NOTE 05/09/25	01/10/2025	05/09/2025	4.19200	50,000,000.00	49,307,155.56	0.00	BANCROFT CAPITAL, LLC
NTRD	1456979759	FHLBANKS D NOTE 03/14/25	01/09/2025	03/14/2025	4.19500	50,000,000.00	49,627,111.11	0.00	MISCHLER FINANCIAL GROUP INC.
NTRD	1457662711	FANNIE MAE D NOTE 04/17/25	01/10/2025	04/17/2025	4.16000	50,000,000.00	49,439,555.56	0.00	FHN FINANCIAL CAPITAL MARKETS
NTRD	1457662716	FREDDIE MAC D NOTE 03/28/25	01/10/2025	03/28/2025	4.19000	50,000,000.00	49,551,902.78	0.00	WELLS FARGO
NTRD	1457662721	FHLBANKS D NOTE 04/30/25	01/10/2025	04/30/2025	4.18500	50,000,000.00	49,360,625.00	0.00	DAIWA CAPITAL MARKETS AMERICA INC.
NTRD	1457662726	FREDDIE MAC D NOTE 03/28/25	01/10/2025	03/28/2025	4.19000	50,000,000.00	49,551,902.78	0.00	WELLS FARGO
NTRD	1457662728	FHLBANKS D NOTE 04/30/25	01/10/2025	04/30/2025	4.18500	50,000,000.00	49,360,625.00	0.00	DAIWA CAPITAL MARKETS AMERICA INC.
NTRD	1457662740	FREDDIE MAC D NOTE 03/21/25	01/10/2025	03/21/2025	4.19500	50,000,000.00	49,592,152.78	0.00	MISCHLER FINANCIAL GROUP INC.
NTRD	1457662743	FANNIE MAE D NOTE 04/17/25	01/10/2025	04/17/2025	4.16000	50,000,000.00	49,439,555.56	0.00	FHN FINANCIAL CAPITAL MARKETS
NTRD	1457662745	FREDDIE MAC D NOTE 03/21/25	01/10/2025	03/21/2025	4.19500	30,000,000.00	29,755,291.87	0.00	MISCHLER FINANCIAL GROUP INC.
NTRD	1457672774	FANNIE MAE 5.480 01/29/32 '25	01/29/2025	01/29/2032	5.48000	50,000,000.00	50,000,000.00	0.00	LOOP CAPITAL MARKETS, LLC
NTRD	1458648942	FREDDIE MAC D NOTE 03/28/25	01/13/2025	03/28/2025	4.19500	49,594,000.00	49,166,348.18	0.00	RAYMOND, JAMES & ASSOC.INC
NTRD	1459582617	FHLBANKS D NOTE 04/02/25	01/14/2025	04/02/2025	4.19500	50,000,000.00	49,545,541.67	0.00	GREAT PACIFIC SECURITIES
NTRD	1459582623	FHLBANKS D NOTE 04/16/25	01/15/2025	04/16/2025	4.22000	50,000,000.00	49,466,638.89	0.00	BANCROFT CAPITAL, LLC
NTRD	1459582625	FHLBANKS D NOTE 04/16/25	01/15/2025	04/16/2025	4.22000	50,000,000.00	49,466,638.89	0.00	BANCROFT CAPITAL, LLC
NTRD	1459582626	FREDDIE MAC D NOTE 04/17/25	01/14/2025	04/17/2025	4.18000	50,000,000.00	49,460,083.33	0.00	MISCHLER FINANCIAL GROUP INC.
NTRD	1459584881	FANNIE MAE 5.510 01/22/32 '25	01/22/2025	01/22/2032	5.51000	50,000,000.00	50,000,000.00	0.00	AMERICAN EXPRESS CREDIT CORP
NTRD	1460488417	FREDDIE MAC D NOTE 04/17/25	01/15/2025	04/17/2025	4.17000	50,000,000.00	49,467,166.67	0.00	DAIWA CAPITAL MARKETS AMERICA INC.
NTRD	1460488418	FED FARM CR BNKS D NOTE 02/18/25	01/15/2025	02/18/2025	4.23000	50,000,000.00	49,800,250.00	0.00	FHN FINANCIAL CAPITAL MARKETS
NTRD	1460488421	FED FARM CR BNKS 5.190 01/21/32 '27	01/21/2025	01/21/2032	5.19000	21,315,000.00	21,315,000.00	0.00	RBC CAPITAL MARKETS, LLC
NTRD	1460488422	FED FARM CR BNKS D NOTE 02/18/25	01/15/2025	02/18/2025	4.23000	50,000,000.00	49,800,250.00	0.00	FHN FINANCIAL CAPITAL MARKETS
NTRD	1460488429	FREDDIE MAC D NOTE 04/17/25	01/15/2025	04/17/2025	4.17000	50,000,000.00	49,467,166.67	0.00	DAIWA CAPITAL MARKETS AMERICA INC.
NTRD	1460490025	FREDDIE MAC D NOTE 03/10/25	01/15/2025	03/10/2025	4.20000	28,883,000.00	28,701,037.10	0.00	AMERICAN EXPRESS CREDIT CORP
NTRD	1460490030	FREDDIE MAC D NOTE 03/10/25	01/15/2025	03/10/2025	4.20000	50,000,000.00	49,685,000.00	0.00	AMERICAN EXPRESS CREDIT CORP
NTRD	1462061917	FREDDIE MAC D NOTE 03/28/25	01/16/2025	03/28/2025	4.19000	44,489,000.00	44,121,360.21	0.00	CITIGROUP GLOBAL MKRT INC
NTRD	1462061919	FED FARM CR BNKS D NOTE 03/04/25	01/16/2025	03/04/2025	4.22000	50,000,000.00	49,724,527.78	0.00	FHN FINANCIAL CAPITAL MARKETS
NTRD	1462061922	FHLBANKS D NOTE 04/21/25	01/17/2025	04/21/2025	4.19400	50,000,000.00	49,452,450.00	0.00	MIZUHO SECURITIES USA LLC
NTRD	1462061927	FHLBANKS D NOTE 05/16/25	01/17/2025	05/16/2025	4.19500	50,000,000.00	49,306,659.72	0.00	PIPER SANDLER COMPANIES
NTRD	1462061929	FED FARM CR BNKS D NOTE 03/04/25	01/16/2025	03/04/2025	4.22000	50,000,000.00	49,724,527.78	0.00	FHN FINANCIAL CAPITAL MARKETS
NTRD	1462061931	FHLBANKS D NOTE 04/21/25	01/17/2025	04/21/2025	4.19400	50,000,000.00	49,452,450.00	0.00	BANCROFT CAPITAL, LLC
NTRD	1463028673	FREDDIE MAC D NOTE 03/28/25	01/17/2025	03/28/2025	4.18500	50,000,000.00	49,593,125.00	0.00	RAYMOND, JAMES & ASSOC.INC
NTRD	1463028681	FREDDIE MAC D NOTE 03/28/25	01/17/2025	03/28/2025	4.18500	50,000,000.00	49,593,125.00	0.00	RAYMOND, JAMES & ASSOC.INC
NTRD	1464321065	FREDDIE MAC D NOTE 03/28/25	01/21/2025	03/28/2025	4.19500	34,182,000.00	33,919,111.94	0.00	GREAT PACIFIC SECURITIES
NTRD	1464321067	FREDDIE MAC D NOTE 03/28/25	01/21/2025	03/28/2025	4.19500	50,000,000.00	49,615,458.33	0.00	GREAT PACIFIC SECURITIES
NTRD	1464321068	FHLBANKS D NOTE 04/23/25	01/22/2025	04/23/2025	4.21300	50,000,000.00	49,467,523.61	0.00	MIZUHO SECURITIES USA LLC
NTRD	1464321069	FHLBANKS D NOTE 04/23/25	01/22/2025	04/23/2025	4.21300	50,000,000.00	49,467,523.61	0.00	MIZUHO SECURITIES USA LLC
NTRD	1464331364	FREDDIE MAC D NOTE 04/30/25	01/21/2025	04/30/2025	4.17000	50,000,000.00	49,426,625.00	0.00	MISCHLER FINANCIAL GROUP INC.
NTRD	1464331367	FREDDIE MAC D NOTE 04/30/25	01/21/2025	04/30/2025	4.17000	50,000,000.00	49,426,625.00	0.00	MISCHLER FINANCIAL GROUP INC.

LOS ANGELES COUNTY TREASURER  
 INVESTMENT TRANSACTIONS JOURNAL  
 PURCHASE DETAIL REPORT  
 GROUP: POOLED SURPLUS INVESTMENTS  
 FOR THE PERIOD: JANUARY 1, 2025 TO JANUARY 31, 2025  
 ATTACHMENT VIII

Account	Original Trs ID	Description	Settle Date	Maturity Date	Rate	PAR	Principal	Accr Interest	Broker/Dealer
NTRD	1465411448	FREDDIE MAC D NOTE 04/02/25	01/22/2025	04/02/2025	4.19500	36,590,000.00	36,291,537.40	0.00	AMERICAN EXPRESS CREDIT CORP
NTRD	1465411450	FHLBANKS D NOTE 04/07/25	01/22/2025	04/07/2025	4.19500	50,000,000.00	49,563,020.83	0.00	GREAT PACIFIC SECURITIES
NTRD	1465411452	FANNIE MAE D NOTE 04/07/25	01/22/2025	04/07/2025	4.18000	50,000,000.00	49,564,583.33	0.00	FHN FINANCIAL CAPITAL MARKETS
NTRD	1465411455	FANNIE MAE D NOTE 04/07/25	01/22/2025	04/07/2025	4.18000	50,000,000.00	49,564,583.33	0.00	FHN FINANCIAL CAPITAL MARKETS
NTRD	1465411456	FHLBANKS D NOTE 04/07/25	01/22/2025	04/07/2025	4.19500	50,000,000.00	49,563,020.83	0.00	GREAT PACIFIC SECURITIES
NTRD	1465417921	FANNIE MAE 5.220 01/28/32 '26	01/28/2025	01/28/2032	5.22000	50,000,000.00	50,000,000.00	0.00	KEYBANC CAPITAL MARKETS INC.
NTRD	1466074725	FHLBANKS D NOTE 05/23/25	01/24/2025	05/23/2025	4.20500	50,000,000.00	49,305,006.94	0.00	BANCROFT CAPITAL, LLC
NTRD	1466074727	FREDDIE MAC D NOTE 03/31/25	01/23/2025	03/31/2025	4.19500	28,720,000.00	28,495,772.59	0.00	GREAT PACIFIC SECURITIES
NTRD	1466074731	FED FARM CR BNKS D NOTE 06/04/25	01/23/2025	06/04/2025	4.19000	50,000,000.00	49,231,833.33	0.00	MIZUHO SECURITIES USA LLC
NTRD	1466690577	FED FARM CR BNKS D NOTE 06/05/25	01/24/2025	06/05/2025	4.18000	50,000,000.00	49,233,666.67	0.00	MIZUHO SECURITIES USA LLC
NTRD	1466690578	FED FARM CR BNKS D NOTE 06/05/25	01/24/2025	06/05/2025	4.18000	50,000,000.00	49,233,666.67	0.00	FHN FINANCIAL CAPITAL MARKETS
NTRD	1466690582	FHLBANKS D NOTE 04/02/25	01/24/2025	04/02/2025	4.20500	50,000,000.00	49,602,861.11	0.00	MISCHLER FINANCIAL GROUP INC.
NTRD	1467468509	FED FARM CR BNKS D NOTE 06/04/25	01/27/2025	06/04/2025	4.18000	50,000,000.00	49,256,888.89	0.00	FHN FINANCIAL CAPITAL MARKETS
NTRD	1467468516	FED FARM CR BNKS D NOTE 06/04/25	01/27/2025	06/04/2025	4.18000	50,000,000.00	49,256,888.89	0.00	FHN FINANCIAL CAPITAL MARKETS
NTRD	1469416623	FHLBANKS D NOTE 04/21/25	01/28/2025	04/21/2025	4.19000	50,000,000.00	49,516,986.11	0.00	SIEBERT WILLIAMS SHANK CO. & LLC
NTRD	1469416626	FREDDIE MAC D NOTE 03/31/25	01/28/2025	03/31/2025	4.19500	20,087,000.00	19,941,877.00	0.00	RAYMOND, JAMES & ASSOC.INC
NTRD	1469416628	FHLBANKS D NOTE 04/30/25	01/29/2025	04/30/2025	4.19600	50,000,000.00	49,469,672.22	0.00	MIZUHO SECURITIES USA LLC
NTRD	1469416629	FHLBANKS D NOTE 04/30/25	01/29/2025	04/30/2025	4.19600	50,000,000.00	49,469,672.22	0.00	MIZUHO SECURITIES USA LLC
NTRD	1469416631	FHLBANKS D NOTE 04/30/25	01/29/2025	04/30/2025	4.19600	50,000,000.00	49,469,672.22	0.00	BANCROFT CAPITAL, LLC
NTRD	1469416632	FHLBANKS D NOTE 04/21/25	01/28/2025	04/21/2025	4.19000	50,000,000.00	49,516,986.11	0.00	SIEBERT WILLIAMS SHANK CO. & LLC
NTRD	1469416633	FED FARM CR BNKS 5.230 11/26/32 '25	01/29/2025	11/26/2032	5.23000	50,000,000.00	49,888,500.00	457,625.00	FHN FINANCIAL CAPITAL MARKETS
NTRD	1469416635	FREDDIE MAC D NOTE 03/31/25	01/28/2025	03/31/2025	4.19500	50,000,000.00	49,638,763.89	0.00	RAYMOND, JAMES & ASSOC.INC
NTRD	1469416636	FHLBANKS D NOTE 04/30/25	01/29/2025	04/30/2025	4.19600	50,000,000.00	49,469,672.22	0.00	BANCROFT CAPITAL, LLC
NTRD	1469978990	FHLBANKS D NOTE 05/05/25	01/29/2025	05/05/2025	4.18000	50,000,000.00	49,442,666.67	0.00	GREAT PACIFIC SECURITIES
NTRD	1469978992	FHLBANKS D NOTE 05/05/25	01/29/2025	05/05/2025	4.18000	50,000,000.00	49,442,666.67	0.00	GREAT PACIFIC SECURITIES
NTRD	1469985092	FED FARM CR BNKS D NOTE 06/18/25	01/29/2025	06/18/2025	4.17000	50,000,000.00	49,189,166.67	0.00	MIZUHO SECURITIES USA LLC
NTRD	1469985096	FREDDIE MAC D NOTE 04/16/25	01/29/2025	04/16/2025	4.17000	48,666,000.00	48,231,939.84	0.00	MISCHLER FINANCIAL GROUP INC.
NTRD	1469985098	FANNIE MAE D NOTE 05/01/25	01/29/2025	05/01/2025	4.17000	50,000,000.00	49,467,166.67	0.00	FHN FINANCIAL CAPITAL MARKETS
NTRD	1469985099	FED FARM CR BNKS D NOTE 06/18/25	01/29/2025	06/18/2025	4.17000	50,000,000.00	49,189,166.67	0.00	MIZUHO SECURITIES USA LLC
NTRD	1469985100	FANNIE MAE D NOTE 05/01/25	01/29/2025	05/01/2025	4.17000	50,000,000.00	49,467,166.67	0.00	FHN FINANCIAL CAPITAL MARKETS
NTRD	1470798339	FREDDIE MAC D NOTE 04/30/25	01/30/2025	04/30/2025	4.18000	50,000,000.00	49,477,500.00	0.00	GREAT PACIFIC SECURITIES
NTRD	1470798341	FHLBANKS D NOTE 05/02/25	01/31/2025	05/02/2025	4.19600	50,000,000.00	49,469,672.22	0.00	BANCROFT CAPITAL, LLC
NTRD	1470798343	FHLBANKS D NOTE 05/30/25	01/31/2025	05/30/2025	4.19200	50,000,000.00	49,307,155.56	0.00	SIEBERT WILLIAMS SHANK CO. & LLC
NTRD	1470798346	FHLBANKS D NOTE 05/02/25	01/31/2025	05/02/2025	4.19600	50,000,000.00	49,469,672.22	0.00	BANCROFT CAPITAL, LLC
NTRD	1470798347	FREDDIE MAC D NOTE 03/05/25	01/30/2025	03/05/2025	4.21500	31,590,000.00	31,464,245.48	0.00	MISCHLER FINANCIAL GROUP INC.
NTRD	1470798350	FHLBANKS D NOTE 05/30/25	01/31/2025	05/30/2025	4.19200	50,000,000.00	49,307,155.56	0.00	SIEBERT WILLIAMS SHANK CO. & LLC
NTRD	1471637049	FHLBANKS D NOTE 02/03/25 MATD	01/31/2025	02/03/2025	4.18000	30,000,000.00	29,989,550.00	0.00	MISCHLER FINANCIAL GROUP INC.
NTRD	1471637052	FHLBANKS D NOTE 02/03/25 MATD	01/31/2025	02/03/2025	4.18000	50,000,000.00	49,982,583.33	0.00	MISCHLER FINANCIAL GROUP INC.
<b>AGENCIES TOTAL</b>						<b>4,590,622,000.00</b>	<b>4,549,373,971.65</b>	<b>457,625.00</b>	
NTRD	1452168482	DNB NEW YORK 4.330 03/03/25	01/03/2025	03/03/2025	4.33000	50,000,000.00	50,000,000.00	0.00	TULLETT PREBON FINANCIAL SVCS LLC
NTRD	1453863612	SVNSKA HNDLSB NY 4.350 04/03/25	01/06/2025	04/03/2025	4.35000	50,000,000.00	50,000,000.00	0.00	MISCHLER FINANCIAL GROUP INC.
NTRD	1454685627	DNB NEW YORK 4.340 04/07/25	01/06/2025	04/07/2025	4.34000	50,000,000.00	50,000,000.00	0.00	TULLETT PREBON FINANCIAL SVCS LLC
NTRD	1458663319	SVNSKA HNDLSB NY 4.380 04/17/25	01/14/2025	04/17/2025	4.38000	50,000,000.00	50,000,000.00	0.00	TULLETT PREBON FINANCIAL SVCS LLC
NTRD	1459584880	DNB NEW YORK 4.350 04/17/25	01/14/2025	04/17/2025	4.35000	50,000,000.00	50,000,000.00	0.00	TULLETT PREBON FINANCIAL SVCS LLC
NTRD	1462061932	NORDEA BK NY 4.350 04/17/25	01/16/2025	04/17/2025	4.35000	50,000,000.00	50,000,000.00	0.00	WELLS FARGO SECURITIES, LLC
NTRD	1462067146	CREDIT AGRY NY 4.310 04/21/25	01/21/2025	04/21/2025	4.31000	50,000,000.00	50,000,000.00	0.00	TULLETT PREBON FINANCIAL SVCS LLC
NTRD	1465411453	SVNSKA HNDLSB NY 4.350 04/23/25	01/22/2025	04/23/2025	4.35000	50,000,000.00	50,000,000.00	0.00	AMERICAN EXPRESS CREDIT CORP
NTRD	1466078955	DNB NEW YORK 4.340 04/30/25	01/27/2025	04/30/2025	4.34000	50,000,000.00	50,000,000.00	0.00	TULLETT PREBON FINANCIAL SVCS LLC
NTRD	1469418714	NORDEA BK NY 4.250 04/30/25	01/29/2025	04/30/2025	4.25000	50,000,000.00	50,000,000.00	0.00	TULLETT PREBON FINANCIAL SVCS LLC
NTRD	1470803885	DNB NEW YORK 4.330 05/05/25	01/31/2025	05/05/2025	4.33000	50,000,000.00	50,000,000.00	0.00	TULLETT PREBON FINANCIAL SVCS LLC
<b>CDS TOTAL</b>						<b>550,000,000.00</b>	<b>550,000,000.00</b>	<b>0.00</b>	
NTRD	1452156938	TOYOTA MOTOR CRD 06/02/25	01/02/2025	06/02/2025	4.35000	50,000,000.00	49,087,708.33	0.00	TOYOTA MOTOR CREDIT CORPORATION
NTRD	1452156941	NATIXIS NY 01/03/25 MATD	01/02/2025	01/03/2025	4.30000	50,000,000.00	49,994,027.78	0.00	GREAT PACIFIC SECURITIES
NTRD	1452156945	NATIXIS NY 01/03/25 MATD	01/02/2025	01/03/2025	4.30000	50,000,000.00	49,994,027.78	0.00	GREAT PACIFIC SECURITIES
NTRD	1452156947	TOYOTA MOTOR CRD 06/02/25	01/02/2025	06/02/2025	4.35000	50,000,000.00	49,087,708.33	0.00	TOYOTA MOTOR CREDIT CORPORATION
NTRD	1452156949	NATIXIS NY 01/03/25 MATD	01/02/2025	01/03/2025	4.30000	50,000,000.00	49,994,027.78	0.00	GREAT PACIFIC SECURITIES

LOS ANGELES COUNTY TREASURER  
INVESTMENT TRANSACTIONS JOURNAL  
PURCHASE DETAIL REPORT  
GROUP: POOLED SURPLUS INVESTMENTS  
FOR THE PERIOD: JANUARY 1, 2025 TO JANUARY 31, 2025  
ATTACHMENT VIII

Account	Original Trs ID	Description	Settle Date	Maturity Date	Rate	PAR	Principal	Accr Interest	Broker/Dealer
NTRD	1452156962	NATIXIS NY 01/03/25 MATD	01/02/2025	01/03/2025	4.30000	50,000,000.00	49,994,027.78	0.00	GREAT PACIFIC SECURITIES
NTRD	1453790533	JUPITER SECU 04/02/25	01/03/2025	04/02/2025	4.41000	50,000,000.00	49,454,875.00	0.00	RBC CAPITAL MARKETS, LLC
NTRD	1453790538	CREDIT AGRY NY 02/19/25	01/03/2025	02/19/2025	4.27000	50,000,000.00	49,721,263.89	0.00	BLAYLOCK VAN, LLC
NTRD	1453863611	ATLANTIC AST SEC 03/07/25	01/06/2025	03/07/2025	4.40000	50,000,000.00	49,633,333.33	0.00	J.P. MORGAN SECURITIES LLC
NTRD	1454685624	SHEFFIELD RECEIV 04/08/25	01/06/2025	04/08/2025	4.39000	50,000,000.00	49,439,055.56	0.00	LOOP CAPITAL MARKETS, LLC
NTRD	1454685626	FAYETE AST SECUR 04/08/25	01/06/2025	04/08/2025	4.40000	20,000,000.00	19,775,111.11	0.00	J.P. MORGAN SECURITIES LLC
NTRD	1454685628	ATLANTIC AST SEC 04/07/25	01/08/2025	04/07/2025	4.38000	50,000,000.00	49,458,583.33	0.00	BLAYLOCK VAN, LLC
NTRD	1454685630	AUTOBAHN FUND 02/14/25	01/06/2025	02/14/2025	4.36000	50,000,000.00	49,763,833.33	0.00	GREAT PACIFIC SECURITIES
NTRD	1454708951	FAYETE AST SECUR 04/11/25	01/09/2025	04/11/2025	4.39000	50,000,000.00	49,439,055.56	0.00	J.P. MORGAN SECURITIES LLC
NTRD	1455460819	JUPITER SECU 04/07/25	01/07/2025	04/07/2025	4.40000	25,000,000.00	24,725,000.00	0.00	RBC CAPITAL MARKETS, LLC
NTRD	1455460821	SHEFFIELD RECEIV 04/07/25	01/07/2025	04/07/2025	4.40000	50,000,000.00	49,450,000.00	0.00	BLAYLOCK VAN, LLC
NTRD	1455466554	FAYETE AST SECUR 04/10/25	01/09/2025	04/10/2025	4.39000	50,000,000.00	49,445,152.78	0.00	J.P. MORGAN SECURITIES LLC
NTRD	1455889505	FAYETE AST SECUR 04/10/25	01/09/2025	04/10/2025	4.39000	50,000,000.00	49,445,152.78	0.00	J.P. MORGAN SECURITIES LLC
NTRD	1456151502	SHEFFIELD RECEIV 04/07/25	01/08/2025	04/07/2025	4.39000	50,000,000.00	49,457,347.22	0.00	LOOP CAPITAL MARKETS, LLC
NTRD	1456157031	THUNDER BAY FDG 04/17/25	01/10/2025	04/17/2025	4.34000	50,000,000.00	49,415,305.56	0.00	BLAYLOCK VAN, LLC
NTRD	1456157032	ATLANTIC AST SEC 04/08/25	01/08/2025	04/08/2025	4.38000	50,000,000.00	49,452,500.00	0.00	CITIGROUP GLOBAL MRKT INC
NTRD	1456989109	THUNDER BAY FDG 04/14/25	01/13/2025	04/14/2025	4.35000	50,000,000.00	49,450,208.33	0.00	RBC CAPITAL MARKETS, LLC
NTRD	1457662718	ING US FUNDING 07/10/25	01/10/2025	07/10/2025	4.32000	50,000,000.00	48,914,000.00	0.00	LOOP CAPITAL MARKETS, LLC
NTRD	1457662719	ING US FUNDING 07/10/25	01/10/2025	07/10/2025	4.32000	50,000,000.00	48,914,000.00	0.00	LOOP CAPITAL MARKETS, LLC
NTRD	1457662730	AUTOBAHN FUND 02/13/25	01/10/2025	02/13/2025	4.34000	50,000,000.00	49,795,055.56	0.00	GREAT PACIFIC SECURITIES
NTRD	1458648937	AUTOBAHN FUND 02/14/25	01/13/2025	02/14/2025	4.35000	50,000,000.00	49,806,666.67	0.00	CITIGROUP GLOBAL MRKT INC
NTRD	1458648938	OLD LINE FDG 04/17/25	01/16/2025	04/17/2025	4.35000	50,000,000.00	49,450,208.33	0.00	RBC CAPITAL MARKETS, LLC
NTRD	1458648939	ING US FUNDING 07/11/25	01/15/2025	07/11/2025	4.33000	50,000,000.00	48,935,541.67	0.00	MISCHLER FINANCIAL GROUP INC.
NTRD	1458648940	OLD LINE FDG 04/17/25	01/16/2025	04/17/2025	4.35000	50,000,000.00	49,450,208.33	0.00	RBC CAPITAL MARKETS, LLC
NTRD	1458648941	ING US FUNDING 07/11/25	01/15/2025	07/11/2025	4.33000	50,000,000.00	48,935,541.67	0.00	MISCHLER FINANCIAL GROUP INC.
NTRD	1458663310	PEPSICO 07/07/25	01/13/2025	07/07/2025	4.23000	50,000,000.00	48,971,875.00	0.00	SIEBERT WILLIAMS SHANK CO. & LLC
NTRD	1458663314	AUTOBAHN FUND 02/18/25	01/13/2025	02/18/2025	4.35000	50,000,000.00	49,782,500.00	0.00	J.P. MORGAN SECURITIES LLC
NTRD	1458663316	JUPITER SECU 02/13/25	01/13/2025	02/13/2025	4.37000	40,000,000.00	39,849,477.78	0.00	J.P. MORGAN SECURITIES LLC
NTRD	1459582619	MONT BLANC CAPTL 02/18/25	01/14/2025	02/18/2025	4.37000	50,000,000.00	49,787,569.44	0.00	ING FINANCIAL MARKETS LLC
NTRD	1459582620	MONT BLANC CAPTL 02/18/25	01/14/2025	02/18/2025	4.37000	18,982,000.00	18,901,352.86	0.00	ING FINANCIAL MARKETS LLC
NTRD	1459582622	JOHNSON&JOHNSON 04/17/25	01/14/2025	04/17/2025	4.23000	25,000,000.00	24,726,812.50	0.00	SIEBERT WILLIAMS SHANK CO. & LLC
NTRD	1459582624	JOHNSON&JOHNSON 03/14/25	01/14/2025	03/14/2025	4.24000	50,000,000.00	49,652,555.56	0.00	BLAYLOCK VAN, LLC
NTRD	1459584879	ATLANTIC AST SEC 04/15/25	01/16/2025	04/15/2025	4.40000	45,000,000.00	44,510,500.00	0.00	BLAYLOCK VAN, LLC
NTRD	1460488423	AUTOBAHN FUND 02/14/25	01/15/2025	02/14/2025	4.35000	50,000,000.00	49,818,750.00	0.00	BLAYLOCK VAN, LLC
NTRD	1460488424	PEPSICO 07/07/25	01/15/2025	07/07/2025	4.20000	50,000,000.00	48,990,833.33	0.00	SIEBERT WILLIAMS SHANK CO. & LLC
NTRD	1460490024	CREDIT AGRY NY 02/05/25 MATD	01/15/2025	02/05/2025	4.30000	50,000,000.00	49,874,583.33	0.00	MISCHLER FINANCIAL GROUP INC.
NTRD	1460490026	OLD LINE FDG 04/16/25	01/16/2025	04/16/2025	4.34000	25,000,000.00	24,728,750.00	0.00	RBC CAPITAL MARKETS, LLC
NTRD	1460490027	CREDIT AGRY NY 02/05/25 MATD	01/15/2025	02/05/2025	4.30000	50,000,000.00	49,874,583.33	0.00	MISCHLER FINANCIAL GROUP INC.
NTRD	1460490028	MONT BLANC CAPTL 05/15/25	01/16/2025	05/15/2025	4.37000	46,994,000.00	46,315,158.62	0.00	GREAT PACIFIC SECURITIES
NTRD	1460490029	OLD LINE FDG 04/16/25	01/16/2025	04/16/2025	4.34000	50,000,000.00	49,457,500.00	0.00	RBC CAPITAL MARKETS, LLC
NTRD	1462061920	AUTOBAHN FUND 02/21/25	01/16/2025	02/21/2025	4.34000	15,000,000.00	14,934,900.00	0.00	LOOP CAPITAL MARKETS, LLC
NTRD	1462061921	JUPITER SECU 03/19/25	01/16/2025	03/19/2025	4.38000	34,000,000.00	33,743,526.67	0.00	J.P. MORGAN SECURITIES LLC
NTRD	1463022038	AUTOBAHN FUND 02/21/25	01/16/2025	02/21/2025	4.34000	50,000,000.00	49,783,000.00	0.00	LOOP CAPITAL MARKETS, LLC
NTRD	1463028674	OLD LINE FDG 04/23/25	01/22/2025	04/23/2025	4.32000	50,000,000.00	49,454,000.00	0.00	GREAT PACIFIC SECURITIES
NTRD	1463028675	ATLANTIC AST SEC 04/21/25	01/21/2025	04/21/2025	4.39000	50,000,000.00	49,451,250.00	0.00	BLAYLOCK VAN, LLC
NTRD	1463028677	CAFCO 06/09/25	01/17/2025	06/09/2025	4.37000	50,000,000.00	49,132,069.44	0.00	J.P. MORGAN SECURITIES LLC
NTRD	1463028678	UNILEVER CAPITAL 02/19/25	01/17/2025	02/19/2025	4.34000	50,000,000.00	49,801,083.33	0.00	MIZUHO SECURITIES USA LLC
NTRD	1463028680	AUTOBAHN FUND 02/24/25	01/17/2025	02/24/2025	4.34000	50,000,000.00	49,770,944.44	0.00	LOOP CAPITAL MARKETS, LLC
NTRD	1463028682	CAFCO 06/09/25	01/17/2025	06/09/2025	4.37000	50,000,000.00	49,132,069.44	0.00	J.P. MORGAN SECURITIES LLC
NTRD	1463028684	ATLANTIC AST SEC 04/21/25	01/21/2025	04/21/2025	4.39000	20,000,000.00	19,780,500.00	0.00	BLAYLOCK VAN, LLC
NTRD	1463029270	UNILEVER CAPITAL 02/24/25	01/21/2025	02/24/2025	4.34000	25,000,000.00	24,897,527.78	0.00	MIZUHO SECURITIES USA LLC
NTRD	1464331363	MONT BLANC CAPTL 06/16/25	01/21/2025	06/16/2025	4.39000	28,978,000.00	28,462,078.91	0.00	AMERICAN EXPRESS CREDIT CORP
NTRD	1464331365	AUTOBAHN FUND 02/20/25	01/21/2025	02/20/2025	4.34000	50,000,000.00	49,819,166.67	0.00	LOOP CAPITAL MARKETS, LLC
NTRD	1464331366	AUTOBAHN FUND 02/25/25	01/21/2025	02/25/2025	4.35000	25,000,000.00	24,894,270.83	0.00	J.P. MORGAN SECURITIES LLC
NTRD	1464331368	AUTOBAHN FUND 02/25/25	01/21/2025	02/25/2025	4.35000	50,000,000.00	49,788,541.67	0.00	J.P. MORGAN SECURITIES LLC
NTRD	1464331369	THUNDER BAY FDG 04/23/25	01/24/2025	04/23/2025	4.33000	50,000,000.00	49,464,763.89	0.00	RBC CAPITAL MARKETS, LLC
NTRD	1465411446	JUPITER SECU 04/25/25	01/22/2025	04/25/2025	4.38000	50,000,000.00	49,434,250.00	0.00	J.P. MORGAN SECURITIES LLC
NTRD	1465411447	JUPITER SECU 04/25/25	01/22/2025	04/25/2025	4.38000	10,000,000.00	9,886,850.00	0.00	J.P. MORGAN SECURITIES LLC

LOS ANGELES COUNTY TREASURER  
INVESTMENT TRANSACTIONS JOURNAL  
PURCHASE DETAIL REPORT  
GROUP: POOLED SURPLUS INVESTMENTS  
FOR THE PERIOD: JANUARY 1, 2025 TO JANUARY 31, 2025  
ATTACHMENT VIII

Account	Original Trs ID	Description	Settle Date	Maturity Date	Rate	PAR	Principal	Accr Interest	Broker/Dealer
NTRD	1465411451	JUPITER SECU 04/25/25	01/22/2025	04/25/2025	4.38000	50,000,000.00	49,434,250.00	0.00	J.P. MORGAN SECURITIES LLC
NTRD	1465411457	THUNDER BAY FDG 04/23/25	01/24/2025	04/23/2025	4.33000	40,000,000.00	39,571,811.11	0.00	CITIGROUP GLOBAL MRKT INC
NTRD	1465417920	CANCARA ASSETSEC 04/21/25	01/23/2025	04/21/2025	4.36000	15,000,000.00	14,840,133.33	0.00	J.P. MORGAN SECURITIES LLC
NTRD	1465417922	CANCARA ASSETSEC 04/21/25	01/23/2025	04/21/2025	4.36000	50,000,000.00	49,467,111.11	0.00	J.P. MORGAN SECURITIES LLC
NTRD	1466690576	AUTOBAHN FUND 03/12/25	01/24/2025	03/12/2025	4.36000	50,000,000.00	49,715,388.89	0.00	J.P. MORGAN SECURITIES LLC
NTRD	1466690579	UNILEVER CAPITAL 02/26/25	01/27/2025	02/26/2025	4.33000	50,000,000.00	49,819,583.33	0.00	MIZUHO SECURITIES USA LLC
NTRD	1466690580	AUTOBAHN FUND 02/28/25	01/24/2025	02/28/2025	4.35000	25,000,000.00	24,894,270.83	0.00	CITIGROUP GLOBAL MRKT INC
NTRD	1466690581	AUTOBAHN FUND 03/12/25	01/24/2025	03/12/2025	4.36000	50,000,000.00	49,715,388.89	0.00	J.P. MORGAN SECURITIES LLC
NTRD	1467468510	ING US FUNDING 04/30/25	01/27/2025	04/30/2025	4.33000	50,000,000.00	49,440,708.33	0.00	ING FINANCIAL MARKETS LLC
NTRD	1467468511	OLD LINE FDG 04/30/25	01/30/2025	04/30/2025	4.32000	50,000,000.00	49,460,000.00	0.00	J.P. MORGAN SECURITIES LLC
NTRD	1467468513	OLD LINE FDG 04/30/25	01/30/2025	04/30/2025	4.32000	10,000,000.00	9,892,000.00	0.00	J.P. MORGAN SECURITIES LLC
NTRD	1467468515	ING US FUNDING 04/30/25	01/27/2025	04/30/2025	4.33000	50,000,000.00	49,440,708.33	0.00	ING FINANCIAL MARKETS LLC
NTRD	1467468517	ATLANTIC AST SEC 03/03/25	01/29/2025	03/03/2025	4.35000	40,000,000.00	39,840,500.00	0.00	MISCHLER FINANCIAL GROUP INC.
NTRD	1467468518	ATLANTIC AST SEC 03/03/25	01/29/2025	03/03/2025	4.35000	50,000,000.00	49,800,625.00	0.00	MISCHLER FINANCIAL GROUP INC.
NTRD	1467468519	ING US FUNDING 04/29/25	01/27/2025	04/29/2025	4.33000	50,000,000.00	49,446,722.22	0.00	AMERICAN EXPRESS CREDIT CORP
NTRD	1467468520	ING US FUNDING 04/29/25	01/27/2025	04/29/2025	4.33000	50,000,000.00	49,446,722.22	0.00	AMERICAN EXPRESS CREDIT CORP
NTRD	1469416625	CRC FUNDING 07/16/25	01/28/2025	07/16/2025	4.32000	50,000,000.00	48,986,000.00	0.00	CITIGROUP GLOBAL MRKT INC
NTRD	1469978988	ING US FUNDING 04/28/25	01/29/2025	04/28/2025	4.33000	50,000,000.00	49,464,763.89	0.00	BLAYLOCK VAN, LLC
NTRD	1469978989	ING US FUNDING 04/28/25	01/29/2025	04/28/2025	4.33000	50,000,000.00	49,464,763.89	0.00	BLAYLOCK VAN, LLC
NTRD	1469985093	NATIXIS NY 01/30/25 MATD	01/29/2025	01/30/2025	4.30000	50,000,000.00	49,994,027.78	0.00	GREAT PACIFIC SECURITIES
NTRD	1469985094	CREDIT AGRI NY 02/06/25 MATD	01/29/2025	02/06/2025	4.31000	50,000,000.00	49,952,111.11	0.00	MISCHLER FINANCIAL GROUP INC.
NTRD	1469985095	NATIXIS NY 01/30/25 MATD	01/29/2025	01/30/2025	4.30000	50,000,000.00	49,994,027.78	0.00	GREAT PACIFIC SECURITIES
NTRD	1469985097	NATIXIS NY 01/30/25 MATD	01/29/2025	01/30/2025	4.30000	50,000,000.00	49,994,027.78	0.00	GREAT PACIFIC SECURITIES
NTRD	1469985101	CREDIT AGRI NY 02/06/25 MATD	01/29/2025	02/06/2025	4.31000	50,000,000.00	49,952,111.11	0.00	MISCHLER FINANCIAL GROUP INC.
NTRD	1469985102	THUNDER BAY FDG 03/31/25	01/31/2025	03/31/2025	4.31000	50,000,000.00	49,646,819.44	0.00	RBC CAPITAL MARKETS, LLC
NTRD	1469985103	NATIXIS NY 01/30/25 MATD	01/29/2025	01/30/2025	4.30000	50,000,000.00	49,994,027.78	0.00	GREAT PACIFIC SECURITIES
NTRD	1470798337	NATIXIS NY 01/31/25 MATD	01/30/2025	01/31/2025	4.30000	50,000,000.00	49,994,027.78	0.00	GREAT PACIFIC SECURITIES
NTRD	1470798338	MONT BLANC CAPTL 03/03/25	01/30/2025	03/03/2025	4.38000	50,000,000.00	49,805,333.33	0.00	CITIGROUP GLOBAL MRKT INC
NTRD	1470798340	SHEFFIELD RECEIV 04/30/25	01/30/2025	04/30/2025	4.35000	50,000,000.00	49,456,250.00	0.00	LOOP CAPITAL MARKETS, LLC
NTRD	1470798344	NATIXIS NY 01/31/25 MATD	01/30/2025	01/31/2025	4.30000	50,000,000.00	49,994,027.78	0.00	GREAT PACIFIC SECURITIES
NTRD	1470798348	UNILEVER CAPITAL 03/06/25	01/30/2025	03/06/2025	4.34000	50,000,000.00	49,789,027.78	0.00	MIZUHO SECURITIES USA LLC
NTRD	1470804421	COMMRZBNK US FIN 05/01/25	01/31/2025	05/01/2025	4.35000	50,000,000.00	49,456,250.00	0.00	BLAYLOCK VAN, LLC
NTRD	1471637043	AUTOBAHN FUND 03/05/25	01/31/2025	03/05/2025	4.35000	50,000,000.00	49,800,625.00	0.00	BLAYLOCK VAN, LLC
NTRD	1471637044	CHARIOT FUNDING 04/30/25	01/31/2025	04/30/2025	4.37000	50,000,000.00	49,459,819.44	0.00	CITIGROUP GLOBAL MRKT INC
NTRD	1471637045	JOHNSON&JOHNSON 05/05/25	01/31/2025	05/05/2025	4.19000	50,000,000.00	49,452,972.22	0.00	SIEBERT WILLIAMS SHANK CO. & LLC
NTRD	1471637046	JOHNSON&JOHNSON 05/05/25	01/31/2025	05/05/2025	4.19000	50,000,000.00	49,452,972.22	0.00	SIEBERT WILLIAMS SHANK CO. & LLC
NTRD	1471637047	JOHNSON&JOHNSON 04/03/25	01/31/2025	04/03/2025	4.24000	50,000,000.00	49,634,888.89	0.00	J.P. MORGAN SECURITIES LLC
NTRD	1471637051	JOHNSON&JOHNSON 04/03/25	01/31/2025	04/03/2025	4.24000	50,000,000.00	49,634,888.89	0.00	J.P. MORGAN SECURITIES LLC
NTRD	1471637053	AUTOBAHN FUND 03/05/25	01/31/2025	03/05/2025	4.35000	45,000,000.00	44,820,562.50	0.00	BLAYLOCK VAN, LLC
<b>CPD TOTAL</b>						<b>4,628,954,000.00</b>	<b>4,589,172,372.59</b>	<b>0.00</b>	
NTRD	1452156951	US TREASURY BILL 05/01/25	01/02/2025	05/01/2025	4.10000	50,000,000.00	49,322,361.11	0.00	FHN FINANCIAL CAPITAL MARKETS
NTRD	1452156953	US TREASURY BILL 05/01/25	01/02/2025	05/01/2025	4.10000	50,000,000.00	49,322,361.11	0.00	FHN FINANCIAL CAPITAL MARKETS
NTRD	1452156958	US TREASURY BILL 04/03/25	01/02/2025	04/03/2025	4.20000	46,337,000.00	45,845,055.52	0.00	GREAT PACIFIC SECURITIES
NTRD	1452156965	US TREASURY BILL 04/03/25	01/02/2025	04/03/2025	4.20000	50,000,000.00	49,469,166.67	0.00	GREAT PACIFIC SECURITIES
NTRD	1453790534	US TREASURY BILL 04/03/25	01/03/2025	04/03/2025	4.18500	50,000,000.00	49,476,875.00	0.00	PIPER SANDLER COMPANIES
NTRD	1453790537	US TREASURY BILL 04/03/25	01/03/2025	04/03/2025	4.18500	50,000,000.00	49,476,875.00	0.00	PIPER SANDLER COMPANIES
NTRD	1454685625	US TREASURY BILL 04/17/25	01/06/2025	04/17/2025	4.16000	44,240,000.00	43,723,670.04	0.00	US BANCROP ADVISORS
NTRD	1455460820	US TREASURY BILL 04/24/25	01/07/2025	04/24/2025	4.17000	50,000,000.00	49,380,291.67	0.00	WELLS FARGO
NTRD	1455460824	US TREASURY BILL 04/17/25	01/07/2025	04/17/2025	4.14000	50,000,000.00	49,425,000.00	0.00	FHN FINANCIAL CAPITAL MARKETS
NTRD	1455460825	US TREASURY BILL 04/24/25	01/07/2025	04/24/2025	4.17000	42,136,000.00	41,613,759.39	0.00	WELLS FARGO
NTRD	1456151498	US TREASURY BILL 04/17/25	01/08/2025	04/17/2025	4.17000	18,694,000.00	18,479,626.56	0.00	AMERICAN EXPRESS CREDIT CORP
NTRD	1456151499	US TREASURY BILL 04/17/25	01/08/2025	04/17/2025	4.17000	50,000,000.00	49,426,625.00	0.00	AMERICAN EXPRESS CREDIT CORP
NTRD	1456979754	US TREASURY BILL 04/17/25	01/09/2025	04/17/2025	4.17300	50,000,000.00	49,432,008.33	0.00	J.P. MORGAN SECURITIES LLC
NTRD	1456979758	US TREASURY BILL 04/17/25	01/09/2025	04/17/2025	4.17300	50,000,000.00	49,432,008.33	0.00	J.P. MORGAN SECURITIES LLC
NTRD	1457662714	US TREASURY BILL 05/06/25	01/10/2025	05/06/2025	4.18000	50,000,000.00	49,326,555.56	0.00	J.P. MORGAN SECURITIES LLC
NTRD	1457662723	US TREASURY BILL 05/06/25	01/10/2025	05/06/2025	4.18000	50,000,000.00	49,326,555.56	0.00	J.P. MORGAN SECURITIES LLC
NTRD	1457662725	US TREASURY BILL 04/17/25	01/10/2025	04/17/2025	4.16500	50,000,000.00	49,438,881.94	0.00	PIPER SANDLER COMPANIES

LOS ANGELES COUNTY TREASURER  
 INVESTMENT TRANSACTIONS JOURNAL  
 PURCHASE DETAIL REPORT  
 GROUP: POOLED SURPLUS INVESTMENTS  
 FOR THE PERIOD: JANUARY 1, 2025 TO JANUARY 31, 2025  
 ATTACHMENT VIII

Account	Original Trs ID	Description	Settle Date	Maturity Date	Rate	PAR	Principal	Accr Interest	Broker/Dealer
NTRD	1457662732	US TREASURY BILL 05/06/25	01/10/2025	05/06/2025	4.19000	50,000,000.00	49,324,944.44	0.00	US BANCORP ADVISORS
NTRD	1457662735	US TREASURY BILL 04/17/25	01/10/2025	04/17/2025	4.16500	50,000,000.00	49,438,881.94	0.00	PIPER SANDLER COMPANIES
NTRD	1457662736	US TREASURY BILL 05/06/25	01/10/2025	05/06/2025	4.19000	50,000,000.00	49,324,944.44	0.00	US BANCORP ADVISORS
NTRD	1457662739	US TREASURY BILL 04/24/25	01/10/2025	04/24/2025	4.16000	50,000,000.00	49,399,111.11	0.00	KEYBANC CAPITAL MARKETS INC.
NTRD	1457662747	US TREASURY BILL 04/24/25	01/10/2025	04/24/2025	4.16000	50,000,000.00	49,399,111.11	0.00	KEYBANC CAPITAL MARKETS INC.
NTRD	1459582613	US TREASURY BILL 05/13/25	01/14/2025	05/13/2025	4.19000	50,000,000.00	49,307,486.11	0.00	KEYBANC CAPITAL MARKETS INC.
NTRD	1459582615	US TREASURY BILL 05/13/25	01/14/2025	05/13/2025	4.19000	50,000,000.00	49,307,486.11	0.00	KEYBANC CAPITAL MARKETS INC.
NTRD	1459582621	US TREASURY BILL 04/17/25	01/14/2025	04/17/2025	4.21750	50,000,000.00	49,455,239.58	0.00	CANTOR FITZGERALD & CO.
NTRD	1460488419	US TREASURY BILL 05/13/25	01/15/2025	05/13/2025	4.19100	50,000,000.00	49,313,141.67	0.00	J.P. MORGAN SECURITIES LLC
NTRD	1460488420	US TREASURY BILL 04/17/25	01/15/2025	04/17/2025	4.19000	50,000,000.00	49,464,611.11	0.00	WELLS FARGO
NTRD	1460488425	US TREASURY BILL 04/17/25	01/15/2025	04/17/2025	4.19000	50,000,000.00	49,464,611.11	0.00	WELLS FARGO
NTRD	1460488426	US TREASURY BILL 05/06/25	01/15/2025	05/06/2025	4.18000	50,000,000.00	49,355,583.33	0.00	PIPER SANDLER COMPANIES
NTRD	1460488427	US TREASURY BILL 05/13/25	01/15/2025	05/13/2025	4.19100	50,000,000.00	49,313,141.67	0.00	J.P. MORGAN SECURITIES LLC
NTRD	1460488428	US TREASURY BILL 04/17/25	01/15/2025	04/17/2025	4.19000	50,000,000.00	49,464,611.11	0.00	WELLS FARGO
NTRD	1460488430	US TREASURY BILL 05/06/25	01/15/2025	05/06/2025	4.18000	50,000,000.00	49,355,583.33	0.00	PIPER SANDLER COMPANIES
NTRD	1460488431	US TREASURY BILL 04/17/25	01/15/2025	04/17/2025	4.19000	50,000,000.00	49,464,611.11	0.00	WELLS FARGO
NTRD	1462061918	US TREASURY BILL 05/13/25	01/16/2025	05/13/2025	4.18500	50,000,000.00	49,319,937.50	0.00	DAIWA CAPITAL MARKETS AMERICA INC.
NTRD	1462061924	US TREASURY BILL 04/17/25	01/16/2025	04/17/2025	4.19500	50,000,000.00	49,469,798.61	0.00	UBS SECURITIES LLC
NTRD	1462061925	US TREASURY BILL 04/17/25	01/16/2025	04/17/2025	4.19500	50,000,000.00	49,469,798.61	0.00	UBS SECURITIES LLC
NTRD	1462061926	US TREASURY BILL 05/13/25	01/16/2025	05/13/2025	4.18500	50,000,000.00	49,319,937.50	0.00	DAIWA CAPITAL MARKETS AMERICA INC.
NTRD	1464321066	US TREASURY BILL 05/20/25	01/21/2025	05/20/2025	4.18000	50,000,000.00	49,309,138.89	0.00	PIPER SANDLER COMPANIES
NTRD	1464321070	US TREASURY BILL 05/20/25	01/21/2025	05/20/2025	4.18000	50,000,000.00	49,309,138.89	0.00	PIPER SANDLER COMPANIES
NTRD	1465411449	US TREASURY BILL 04/29/25	01/22/2025	04/29/2025	4.17250	50,000,000.00	49,437,871.53	0.00	CANTOR FITZGERALD & CO.
NTRD	1465411454	US TREASURY BILL 04/24/25	01/22/2025	04/24/2025	4.19000	50,000,000.00	49,464,611.11	0.00	RAYMOND, JAMES & ASSOC.INC
NTRD	1466074726	US TREASURY BILL 05/20/25	01/23/2025	05/20/2025	4.18500	50,000,000.00	49,319,937.50	0.00	KEYBANC CAPITAL MARKETS INC.
NTRD	1466074728	US TREASURY BILL 05/20/25	01/23/2025	05/20/2025	4.18500	50,000,000.00	49,319,937.50	0.00	KEYBANC CAPITAL MARKETS INC.
NTRD	1466074729	US TREASURY BILL 05/01/25	01/23/2025	05/01/2025	4.18500	50,000,000.00	49,430,375.00	0.00	US BANCORP ADVISORS
NTRD	1466074730	US TREASURY BILL 05/01/25	01/23/2025	05/01/2025	4.18500	50,000,000.00	49,430,375.00	0.00	US BANCORP ADVISORS
NTRD	1467468512	US TREASURY BILL 05/20/25	01/27/2025	05/20/2025	4.18500	50,000,000.00	49,343,187.50	0.00	DAIWA CAPITAL MARKETS AMERICA INC.
NTRD	1467468514	US TREASURY BILL 05/20/25	01/27/2025	05/20/2025	4.18500	50,000,000.00	49,343,187.50	0.00	DAIWA CAPITAL MARKETS AMERICA INC.
NTRD	1469416624	US TREASURY BILL 05/01/25	01/29/2025	05/01/2025	4.18200	50,000,000.00	49,465,633.33	0.00	INSPEREX LLC
NTRD	1469416627	US TREASURY BILL 05/20/25	01/29/2025	05/20/2025	4.17500	50,000,000.00	49,356,354.17	0.00	PIPER SANDLER COMPANIES
NTRD	1469416630	US TREASURY BILL 05/01/25	01/29/2025	05/01/2025	4.18200	50,000,000.00	49,465,633.33	0.00	INSPEREX LLC
NTRD	1469416634	US TREASURY BILL 05/20/25	01/29/2025	05/20/2025	4.17500	50,000,000.00	49,356,354.17	0.00	PIPER SANDLER COMPANIES
NTRD	1469978991	US TREASURY BILL 05/20/25	01/29/2025	05/20/2025	4.17500	50,000,000.00	49,356,354.17	0.00	WELLS FARGO
NTRD	1469978993	US TREASURY BILL 05/20/25	01/29/2025	05/20/2025	4.17500	50,000,000.00	49,356,354.17	0.00	WELLS FARGO
NTRD	1470798342	US TREASURY BILL 05/01/25	01/30/2025	05/01/2025	4.18000	50,000,000.00	49,471,694.44	0.00	DAIWA CAPITAL MARKETS AMERICA INC.
NTRD	1470798345	US TREASURY BILL 05/20/25	01/30/2025	05/20/2025	4.17000	50,000,000.00	49,362,916.67	0.00	UBS SECURITIES LLC
NTRD	1470798349	US TREASURY BILL 05/01/25	01/30/2025	05/01/2025	4.18000	50,000,000.00	49,471,694.44	0.00	DAIWA CAPITAL MARKETS AMERICA INC.
NTRD	1471637048	US TREASURY BILL 05/08/25	01/31/2025	05/08/2025	4.16800	50,000,000.00	49,438,477.78	0.00	US BANCORP ADVISORS
NTRD	1471637050	US TREASURY BILL 05/08/25	01/31/2025	05/08/2025	4.16800	50,000,000.00	49,438,477.78	0.00	US BANCORP ADVISORS
<b>US TBILLS TOTAL</b>						<b>2,851,407,000.00</b>	<b>2,816,897,953.16</b>	<b>0.00</b>	
<b>NTRD- PSI TOTAL</b>						<b>12,620,983,000.00</b>	<b>12,505,444,297.40</b>	<b>457,625.00</b>	
<b>PSI TOTAL</b>						<b>12,620,983,000.00</b>	<b>12,505,444,297.40</b>	<b>457,625.00</b>	



LOS ANGELES COUNTY TREASURER  
 INVESTMENT TRANSACTIONS JOURNAL  
 PURCHASE DETAIL REPORT  
 GROUP: SPECIFIC PURPOSE INVESTMENTS  
 FOR THE PERIOD: JANUARY 1, 2025 TO JANUARY 31, 2025  
 ATTACHMENT VIII

Account	Original Trs ID	Description	Settle Date	Maturity Date	Rate	PAR	Principal	Accr Interest	Broker/Dealer
<b>SCAQM-SOUTH COAST AIR QUALITY MG</b>									
LAIF-SCAQM	1460490010	S OF C LAIF	01/15/2025	12/31/2025	0.00000	459,509.76	459,509.76	0.00	NONE
<b>MMFUND TOTAL</b>						<b>459,509.76</b>	<b>459,509.76</b>	<b>0.00</b>	
<b>SCAQM TOTAL</b>						<b>459,509.76</b>	<b>459,509.76</b>	<b>0.00</b>	
<b>SLIM-SCHOOLS LINKED INSURANCE MG</b>									
LAIF-SLIM	1460489284	S OF C LAIF	01/15/2025	12/31/2025	0.00000	43,170.67	43,170.67	0.00	NONE
<b>MMFUND TOTAL</b>						<b>43,170.67</b>	<b>43,170.67</b>	<b>0.00</b>	
<b>SLIM TOTAL</b>						<b>43,170.67</b>	<b>43,170.67</b>	<b>0.00</b>	
<b>WASIA-WHITTIER AREA SCHOOLS INS</b>									
LAIFWASIA	1460489838	S OF C LAIF	01/15/2025	12/31/2025	0.00000	521.52	521.52	0.00	NONE
<b>MMFUND TOTAL</b>						<b>521.52</b>	<b>521.52</b>	<b>0.00</b>	
<b>WASIA TOTAL</b>						<b>521.52</b>	<b>521.52</b>	<b>0.00</b>	
		<b>MMFUND TOTAL</b>				<b>503,201.95</b>	<b>503,201.95</b>	<b>0.00</b>	
SPI	1458647446	US TREASURY BILL 07/10/25	01/14/2025	07/10/2025	4.12000	30,000,000.00	29,392,300.00	0.00	PIPER SANDLER COMPANIES
<b>SPI TOTAL</b>						<b>30,000,000.00</b>	<b>29,392,300.00</b>	<b>0.00</b>	
		<b>SPI TOTAL</b>				<b>30,503,201.95</b>	<b>29,895,501.95</b>	<b>0.00</b>	

LOS ANGELES COUNTY TREASURER  
 INVESTMENT TRANSACTIONS JOURNAL  
 CALLS-SALES REPORT  
 GROUP: POOLED SURPLUS INVESTMENTS  
 FOR THE PERIOD: JANUARY 1, 2025 TO JANUARY 31, 2025  
 ATTACHMENT VIII

Account	Original Trs ID	Description	CUSIP	Transaction Type	Settle Date	Maturity Date	Rate	PAR	Principal	Interest	Settlement Amount
NTRD	1454665782	FEDERAL NATIONAL MORTGAGE ASSOCIATION	3135GAQQ7	Call Redemption	01/09/2025	04/09/2029	5.48000	50,000,000.00	50,000,000.00	-	50,000,000.00
NTRD	1454665783	FEDERAL NATIONAL MORTGAGE ASSOCIATION	3135GAQQ7	Coupon	01/09/2025	04/09/2029	5.48000	-	-	685,000.00	685,000.00
NTRD	1454665782	FEDERAL NATIONAL MORTGAGE ASSOCIATION	3135GAQQ7	Call Redemption	01/09/2025	04/09/2029	5.48000	50,000,000.00	50,000,000.00	-	50,000,000.00
NTRD	1454665783	FEDERAL NATIONAL MORTGAGE ASSOCIATION	3135GAQQ7	Coupon	01/09/2025	04/09/2029	5.48000	-	-	685,000.00	685,000.00
NTRD	1459085391	FEDERAL HOME LOAN MORTGAGE CORP	3134H15V1	Call Redemption	01/13/2025	07/13/2029	5.65000	50,000,000.00	50,000,000.00	-	50,000,000.00
NTRD	1455462626	FEDERAL HOME LOAN MORTGAGE CORP	3134H15V1	Coupon	01/13/2025	07/13/2029	5.65000	-	-	1,396,805.55	1,396,805.55
NTRD	1457758403	FEDERAL HOME LOAN MORTGAGE CORP	3134H1ZZ9	Call Redemption	01/16/2025	04/16/2029	5.50000	50,000,000.00	50,000,000.00	-	50,000,000.00
NTRD	1457758404	FEDERAL HOME LOAN MORTGAGE CORP	3134H1ZZ9	Coupon	01/16/2025	04/16/2029	5.50000	-	-	687,500.00	687,500.00
NTRD	1454770700	FEDERAL NATIONAL MORTGAGE ASSOCIATION	3135GAR37	Call Redemption	01/16/2025	04/16/2029	5.52000	50,000,000.00	50,000,000.00	-	50,000,000.00
NTRD	1454770701	FEDERAL NATIONAL MORTGAGE ASSOCIATION	3135GAR37	Coupon	01/16/2025	04/16/2029	5.52000	-	-	690,000.00	690,000.00
NTRD	1463632180	FEDERAL NATIONAL MORTGAGE ASSOCIATION	3135GAM73	Call Redemption	01/17/2025	01/17/2029	5.12500	25,000,000.00	25,000,000.00	-	25,000,000.00
NTRD	1455462628	FEDERAL NATIONAL MORTGAGE ASSOCIATION	3135GAM73	Coupon	01/17/2025	01/17/2029	5.12500	-	-	640,625.00	640,625.00
NTRD	1465412625	FEDERAL FARM CREDIT BANKS FUNDING CORP	3133ERLU3	Call Redemption	01/28/2025	07/23/2029	5.39000	30,000,000.00	30,000,000.00	-	30,000,000.00
NTRD	1465412626	FEDERAL FARM CREDIT BANKS FUNDING CORP	3133ERLU3	Coupon	01/28/2025	07/23/2029	5.39000	-	-	22,458.33	22,458.33
NTRD	1466080513	FEDERAL HOME LOAN MORTGAGE CORP	3134H1NS8	Call Redemption	01/29/2025	01/29/2029	5.15000	50,000,000.00	50,000,000.00	-	50,000,000.00
NTRD	1466080517	FEDERAL HOME LOAN MORTGAGE CORP	3134H1NM1	Call Redemption	01/29/2025	01/29/2029	5.18000	50,000,000.00	50,000,000.00	-	50,000,000.00
NTRD	1466080511	FEDERAL HOME LOAN MORTGAGE CORP	3134H1QC0	Call Redemption	01/29/2025	01/29/2029	5.20000	50,000,000.00	50,000,000.00	-	50,000,000.00
NTRD	1466080510	FEDERAL FARM CREDIT BANKS FUNDING CORP	3133ERMJ7	Call Redemption	01/29/2025	01/29/2032	5.75000	50,000,000.00	50,000,000.00	-	50,000,000.00
NTRD	1470816187	FEDERAL NATIONAL MORTGAGE ASSOCIATION	3135GAMR9	Call Redemption	01/30/2025	01/30/2029	5.20000	25,000,000.00	25,000,000.00	-	25,000,000.00
NTRD	1470383134	FEDERAL NATIONAL MORTGAGE ASSOCIATION	3135GAMR9	Coupon	01/30/2025	01/30/2029	5.20000	-	-	650,000.00	650,000.00
<b>NTRD-PSI TOTAL</b>								<b>530,000,000.00</b>	<b>530,000,000.00</b>	<b>5,457,388.88</b>	<b>535,457,388.88</b>
<b>PSI TOTAL</b>								<b>530,000,000.00</b>	<b>530,000,000.00</b>	<b>5,457,388.88</b>	<b>535,457,388.88</b>

LOS ANGELES COUNTY TREASURER  
INVESTMENT TRANSACTIONS JOURNAL  
CALLS-SALES REPORT  
GROUP: SPECIFIC PURPOSE INVESTMENTS  
FOR THE PERIOD: JANUARY 1, 2025 TO JANUARY 31, 2025  
ATTACHMENT VIII

**There were no Specific Purpose Investments Calls/Sales.**

LOS ANGELES COUNTY TREASURER  
 COMPARISON OF INVESTMENT COST TO MARKET VALUE  
 AS OF JANUARY 31, 2025  
 ATTACHMENT IX

SECURITY TYPE	POOLED			SPECIFIC PURPOSE		
	Amortized Cost	Market Value	Mkt Value Difference	Amortized Cost	Market Value	Mkt Value Difference
Collateralized CD's	\$0.00	\$0.00	\$0.00	\$0.00	\$0.00	\$0.00
Negotiable CD's	2,000,000,000.00	2,000,286,500.00	286,500.00	0.00	0.00	0.00
Euro CD's	0.00	0.00	0.00	0.00	0.00	0.00
Bankers Acceptances	0.00	0.00	0.00	0.00	0.00	0.00
Commercial Paper	15,402,494,263.37	15,402,027,500.15	(466,763.22)	0.00	0.00	0.00
Governments	11,369,506,471.47	11,209,880,472.58	(159,625,998.88)	192,655,915.29	192,683,733.00	27,817.69
Agencies	29,929,487,731.25	28,209,413,883.67	(1,720,073,847.58)	73,405,000.00	51,235,874.55	(22,169,125.45)
Municipals	25,282,408.02	25,282,408.02	0.00	1,610,000.00	1,610,000.00	0.00
Corp. & Deposit Notes	0.00	0.00	0.00	0.00	0.00	0.00
Repurchase Agreements	0.00	0.00	0.00	0.00	0.00	0.00
Asset Backed	0.00	0.00	0.00	0.00	0.00	0.00
Other	0.00	0.00	0.00	43,583,271.64	43,583,271.64	0.00
<b>TOTAL</b>	<b><u>\$58,726,770,874.11</u></b>	<b><u>\$56,846,890,764.42</u></b>	<b><u>(\$1,879,880,109.69)</u></b>	<b><u>\$311,254,186.93</u></b>	<b><u>\$289,112,879.19</u></b>	<b><u>(\$22,141,307.76)</u></b>

**Market Pricing Policies and Source:**

The Pooled Surplus Investment Portfolio (PSI) is market priced monthly using Citibank Valuation Total Report month-end prices. Securities not actively traded, and therefore may not have a month-end price quoted in the Citibank Valuation Total Report, are priced in accordance with industry pricing standards and are shown on Attachment IXa. Bond Anticipation Notes are private placements not actively traded, are not included in the Citibank Valuation Total Report. Accordingly, market value is priced at Cost. Such non-traded securities make up 0.04% of the PSI Portfolio.

LOS ANGELES COUNTY TREASURER  
MARKET PRICING EXCEPTIONS  
AS OF JANUARY 31, 2025  
ATTACHMENT IXa

<b>Security ID</b>	<b>Description</b>	<b>Calculated Market Price</b>
1471637044	CHARIOT FUNDING LLC	98.913
1469985102	THUNDER BAY FUNDING, LLC	99.281
1441040410	THUNDER BAY FUNDING, LLC	98.86
1456989109	THUNDER BAY FUNDING, LLC	98.900

LOS ANGELES COUNTY TREASURER  
 TREASURER PORTFOLIO COMPARED TO MARKET VALUE  
 FOR THE PERIOD: JANUARY 1, 2025 TO JANUARY 31, 2025  
 FUND: POOLED SURPLUS INVESTMENTS  
 ATTACHMENT X

Security ID	CUSIP	Description	Final Maturity	Face Rate	PAR	Amortized Cost	Historical Cost	Market Value
1022381769	3133EPGV1	FEDERAL FARM CREDIT BANKS FUNDING CORP	04/28/2026	4.480	50,000,000.00	50,000,000.00	50,000,000.00	50,004,500.00
821809165	3133EMLN0	FEDERAL FARM CREDIT BANKS FUNDING CORP	12/23/2030	1.240	50,000,000.00	50,000,000.00	50,000,000.00	41,427,500.00
821810641	3133ENCC2	FEDERAL FARM CREDIT BANKS FUNDING CORP	10/27/2031	1.980	20,000,000.00	20,000,000.00	20,000,000.00	16,952,000.00
821809066	3133ELSL4	FEDERAL FARM CREDIT BANKS FUNDING CORP	06/03/2030	1.250	50,000,000.00	50,000,000.00	50,000,000.00	42,257,000.00
1361041879	3133ERSS1	FEDERAL FARM CREDIT BANKS FUNDING CORP	03/11/2032	5.250	19,085,000.00	19,085,000.00	19,085,000.00	19,072,213.05
1104833997	3133EPWS0	FEDERAL FARM CREDIT BANKS FUNDING CORP	09/25/2026	5.200	25,000,000.00	25,000,000.00	25,000,000.00	25,109,750.00
821809918	3133EMNB4	FEDERAL FARM CREDIT BANKS FUNDING CORP	01/14/2031	1.380	25,000,000.00	25,000,000.00	25,000,000.00	20,725,000.00
821809490	3133EMFG2	FEDERAL FARM CREDIT BANKS FUNDING CORP	11/04/2030	1.370	50,000,000.00	50,000,000.00	50,000,000.00	42,008,500.00
1356282330	3133ERST9	FEDERAL FARM CREDIT BANKS FUNDING CORP	09/11/2030	5.120	50,000,000.00	50,000,000.00	50,000,000.00	49,970,000.00
821810656	3133ELXZ2	FEDERAL FARM CREDIT BANKS FUNDING CORP	04/27/2027	1.020	20,925,000.00	20,947,520.20	20,995,517.25	19,457,111.25
1434168057	3133ERJ69	FEDERAL FARM CREDIT BANKS FUNDING CORP	12/16/2032	5.200	25,000,000.00	25,000,000.00	25,000,000.00	25,014,250.00
821809462	3133EMVB5	FEDERAL FARM CREDIT BANKS FUNDING CORP	04/05/2029	1.730	25,000,000.00	25,000,000.00	25,000,000.00	22,426,750.00
821810615	3133ELZK9	FEDERAL FARM CREDIT BANKS FUNDING CORP	07/30/2029	1.120	20,000,000.00	20,000,000.00	20,000,000.00	17,286,600.00
821809731	3133ELC77	FEDERAL FARM CREDIT BANKS FUNDING CORP	05/27/2027	1.040	35,500,000.00	35,500,000.00	35,500,000.00	32,932,640.00
821809064	3133EMLN0	FEDERAL FARM CREDIT BANKS FUNDING CORP	12/23/2030	1.240	50,000,000.00	50,000,000.00	50,000,000.00	41,427,500.00
821809877	3133ENKZ2	FEDERAL FARM CREDIT BANKS FUNDING CORP	01/14/2032	2.000	25,000,000.00	24,912,867.34	24,875,000.00	21,179,000.00
821809507	3133ENJC5	FEDERAL FARM CREDIT BANKS FUNDING CORP	12/22/2026	1.290	25,000,000.00	25,000,000.00	25,000,000.00	23,628,250.00
821810701	3133ENFN5	FEDERAL FARM CREDIT BANKS FUNDING CORP	11/30/2026	1.540	25,000,000.00	25,000,000.00	25,000,000.00	23,780,500.00
821810441	3133ENLS7	FEDERAL FARM CREDIT BANKS FUNDING CORP	01/26/2032	2.320	25,000,000.00	25,000,000.00	25,000,000.00	21,391,500.00
821810497	3133EMVA7	FEDERAL FARM CREDIT BANKS FUNDING CORP	04/01/2031	2.020	25,000,000.00	25,000,000.00	25,000,000.00	21,497,250.00
1352826210	3133ERRQ6	FEDERAL FARM CREDIT BANKS FUNDING CORP	02/28/2030	5.190	50,000,000.00	49,965,273.62	49,962,500.00	49,976,900.00
821810398	3133ENMP2	FEDERAL FARM CREDIT BANKS FUNDING CORP	01/27/2032	2.230	25,000,000.00	25,000,000.00	25,000,000.00	21,257,000.00
821809049	3133EMFH0	FEDERAL FARM CREDIT BANKS FUNDING CORP	11/04/2030	1.300	50,000,000.00	50,000,000.00	50,000,000.00	41,628,700.00
821809892	3133EMGT3	FEDERAL FARM CREDIT BANKS FUNDING CORP	11/19/2030	1.340	25,000,000.00	25,000,000.00	25,000,000.00	20,940,000.00
821809576	3133ELSF7	FEDERAL FARM CREDIT BANKS FUNDING CORP	12/01/2028	1.030	40,000,000.00	39,946,846.35	39,885,600.00	35,194,400.00
821809520	3133ENHP8	FEDERAL FARM CREDIT BANKS FUNDING CORP	12/20/2028	1.450	25,000,000.00	24,985,026.99	24,973,000.00	22,364,750.00
821810695	3133EMWA6	FEDERAL FARM CREDIT BANKS FUNDING CORP	04/14/2028	1.430	25,000,000.00	25,000,000.00	25,000,000.00	22,839,250.00
821809055	3133EMGT3	FEDERAL FARM CREDIT BANKS FUNDING CORP	11/19/2030	1.340	50,000,000.00	50,000,000.00	50,000,000.00	41,880,000.00
821810624	3133ENDC1	FEDERAL FARM CREDIT BANKS FUNDING CORP	11/03/2026	1.330	20,000,000.00	19,996,495.07	19,990,000.00	18,900,000.00
821810553	3133EMWB4	FEDERAL FARM CREDIT BANKS FUNDING CORP	04/14/2031	2.040	25,000,000.00	25,000,000.00	25,000,000.00	21,523,250.00
821809516	3133ENEM8	FEDERAL FARM CREDIT BANKS FUNDING CORP	11/23/2026	1.430	25,000,000.00	25,000,000.00	25,000,000.00	23,721,000.00
821809744	3133ENEF3	FEDERAL FARM CREDIT BANKS FUNDING CORP	11/16/2026	1.270	20,000,000.00	20,000,000.00	20,000,000.00	18,952,800.00
821809879	3133ENLL2	FEDERAL FARM CREDIT BANKS FUNDING CORP	01/20/2032	2.050	25,000,000.00	25,000,000.00	25,000,000.00	21,134,500.00
821810568	3133ELJ31	FEDERAL FARM CREDIT BANKS FUNDING CORP	08/12/2030	1.150	10,551,000.00	10,542,731.27	10,536,228.60	8,803,332.36
821809501	3133ELD61	FEDERAL FARM CREDIT BANKS FUNDING CORP	09/10/2029	1.230	25,000,000.00	25,000,000.00	25,000,000.00	21,720,250.00
1434168061	3133ERJ69	FEDERAL FARM CREDIT BANKS FUNDING CORP	12/16/2032	5.200	25,000,000.00	25,000,000.00	25,000,000.00	25,014,250.00
1118108042	3133EPYC3	FEDERAL FARM CREDIT BANKS FUNDING CORP	10/20/2027	5.360	25,000,000.00	25,000,000.00	25,000,000.00	25,109,750.00
821809757	3133ENLE8	FEDERAL FARM CREDIT BANKS FUNDING CORP	01/18/2028	1.830	25,000,000.00	25,000,000.00	25,000,000.00	23,194,250.00
821810751	3133ENHB9	FEDERAL FARM CREDIT BANKS FUNDING CORP	12/14/2028	1.840	25,000,000.00	25,000,000.00	25,000,000.00	22,684,500.00
821809053	3133EMFH0	FEDERAL FARM CREDIT BANKS FUNDING CORP	11/04/2030	1.300	50,000,000.00	50,000,000.00	50,000,000.00	41,628,700.00
845641500	3133ENVT4	FEDERAL FARM CREDIT BANKS FUNDING CORP	05/03/2027	3.490	25,000,000.00	25,000,000.00	25,000,000.00	24,483,750.00
821810697	3133EMWA6	FEDERAL FARM CREDIT BANKS FUNDING CORP	04/14/2028	1.430	25,000,000.00	25,000,000.00	25,000,000.00	22,839,250.00
821809475	3133ELJ31	FEDERAL FARM CREDIT BANKS FUNDING CORP	08/12/2030	1.150	50,000,000.00	49,960,815.51	49,930,000.00	41,718,000.00
821810051	3133EMJZ6	FEDERAL FARM CREDIT BANKS FUNDING CORP	12/10/2031	1.170	37,000,000.00	36,871,815.48	36,794,280.00	29,585,940.00
903285066	3133ENJ35	FEDERAL FARM CREDIT BANKS FUNDING CORP	02/25/2026	3.320	25,000,000.00	24,998,585.73	24,995,350.00	24,751,250.00
1469416633	3133ERE49	FEDERAL FARM CREDIT BANKS FUNDING CORP	11/26/2032	5.230	50,000,000.00	49,888,617.04	49,885,500.00	49,886,500.00
821810781	3133ENKH2	FEDERAL FARM CREDIT BANKS FUNDING CORP	01/10/2028	1.600	25,000,000.00	25,000,000.00	25,000,000.00	23,050,750.00
821809572	3133EMNW8	FEDERAL FARM CREDIT BANKS FUNDING CORP	01/27/2027	0.700	40,000,000.00	40,000,000.00	40,000,000.00	37,256,800.00
821810092	3133EL4P6	FEDERAL FARM CREDIT BANKS FUNDING CORP	08/20/2029	1.140	25,000,000.00	25,000,000.00	25,000,000.00	21,598,750.00
821809783	3133ENCC2	FEDERAL FARM CREDIT BANKS FUNDING CORP	10/27/2031	1.980	25,000,000.00	25,000,000.00	25,000,000.00	21,190,000.00
821810303	3133ENGR5	FEDERAL FARM CREDIT BANKS FUNDING CORP	12/09/2031	2.200	25,000,000.00	25,000,000.00	25,000,000.00	21,409,500.00
821810753	3133ENHB9	FEDERAL FARM CREDIT BANKS FUNDING CORP	12/14/2028	1.840	25,000,000.00	25,000,000.00	25,000,000.00	22,684,500.00
1338687925	3133ERPG0	FEDERAL FARM CREDIT BANKS FUNDING CORP	08/14/2028	5.080	25,000,000.00	24,994,477.74	24,993,750.00	24,998,750.00
1393456859	3133ERYN5	FEDERAL FARM CREDIT BANKS FUNDING CORP	10/28/2031	4.900	50,000,000.00	50,000,000.00	50,000,000.00	49,741,500.00
821810677	3133EMLM2	FEDERAL FARM CREDIT BANKS FUNDING CORP	02/21/2031	1.125	21,750,000.00	21,750,000.00	21,750,000.00	17,846,310.00
888663308	3133ENC40	FEDERAL FARM CREDIT BANKS FUNDING CORP	07/25/2029	4.330	25,000,000.00	25,000,000.00	25,000,000.00	24,766,750.00
1344644968	3133ERQB0	FEDERAL FARM CREDIT BANKS FUNDING CORP	08/20/2031	5.370	50,000,000.00	49,969,983.52	49,968,000.00	49,982,000.00
821809512	3133ENDC1	FEDERAL FARM CREDIT BANKS FUNDING CORP	11/03/2026	1.330	25,000,000.00	25,000,000.00	25,000,000.00	23,742,750.00
821809015	3133EL4P6	FEDERAL FARM CREDIT BANKS FUNDING CORP	08/20/2029	1.140	43,338,000.00	43,305,009.89	43,272,993.00	37,441,865.10
1460488421	3133ERV73	FEDERAL FARM CREDIT BANKS FUNDING CORP	01/21/2032	5.190	21,315,000.00	21,315,000.00	21,315,000.00	21,354,432.75
821809911	3133EMGT3	FEDERAL FARM CREDIT BANKS FUNDING CORP	11/19/2030	1.340	25,000,000.00	25,000,000.00	25,000,000.00	20,940,000.00
821810776	3133ENKH2	FEDERAL FARM CREDIT BANKS FUNDING CORP	01/10/2028	1.600	25,000,000.00	25,000,000.00	25,000,000.00	23,050,750.00
821809286	3133EMXS1	FEDERAL FARM CREDIT BANKS FUNDING CORP	03/15/2029	1.550	50,000,000.00	49,831,502.25	49,875,000.00	44,579,000.00
906065817	3133ENJ76	FEDERAL FARM CREDIT BANKS FUNDING CORP	09/06/2029	4.400	25,000,000.00	25,000,000.00	25,000,000.00	24,827,250.00
1245941140	3133ERBB6	FEDERAL FARM CREDIT BANKS FUNDING CORP	04/16/2029	5.420	50,000,000.00	50,000,000.00	50,000,000.00	49,949,000.00
821809486	3133EL6L3	FEDERAL FARM CREDIT BANKS FUNDING CORP	09/09/2030	1.320	50,000,000.00	50,000,000.00	50,000,000.00	42,045,500.00
821809738	3133ENLZ1	FEDERAL FARM CREDIT BANKS FUNDING CORP	01/26/2027	1.780	25,000,000.00	25,000,000.00	25,000,000.00	23,791,500.00
1359286051	3133ERSS1	FEDERAL FARM CREDIT BANKS FUNDING CORP	03/11/2032	5.250	50,000,000.00	50,000,000.00	50,000,000.00	49,966,500.00
821809273	3133EMLN0	FEDERAL FARM CREDIT BANKS FUNDING CORP	12/23/2030	1.240	50,000,000.00	50,000,000.00	50,000,000.00	41,427,500.00
8611158866	3133ENXS4	FEDERAL FARM CREDIT BANKS FUNDING CORP	05/26/2026	3.375	25,000,000.00	25,000,000.00	25,000,000.00	24,662,250.00
821809142	3133EMLM2	FEDERAL FARM CREDIT BANKS FUNDING CORP	02/21/2031	1.125	22,956,000.00	22,954,633.39	22,953,704.40	18,835,857.12
821809667	3133ELC85	FEDERAL FARM CREDIT BANKS FUNDING CORP	05/27/2026	0.820	25,000,000.00	25,000,000.00	25,000,000.00	23,889,750.00
821809099	3133EMNW8	FEDERAL FARM CREDIT BANKS FUNDING CORP	01/27/2027	0.700	50,000,000.00	50,000,000.00	50,000,000.00	46,571,000.00
821809170	3133EMFU1	FEDERAL FARM CREDIT BANKS FUNDING CORP	11/03/2032	1.240	18,330,000.00	18,330,000.00	18,330,000.00	14,234,894.70
1372483908	3133ERUP4	FEDERAL FARM CREDIT BANKS FUNDING CORP	03/25/2030	4.840	50,000,000.00	50,000,000.00	50,000,000.00	49,922,000.00
1366639767	3133ERUP4	FEDERAL FARM CREDIT BANKS FUNDING CORP	03/25/2030	4.840	50,000,000.00	50,000,000.00	50,000,000.00	49,922,000.00
821810524	3133EMVA7	FEDERAL FARM CREDIT BANKS FUNDING CORP	04/01/2031	2.020	25,000,000.00	25,000,000.00	25,000,000.00	21,497,250.00
888663310	3133ENC40	FEDERAL FARM CREDIT BANKS FUNDING CORP	07/25/2029	4.330	50,000,000.00	50,000,000.00	50,000,000.00	49,533,500.00
821809056	3133EMVH2	FEDERAL FARM CREDIT BANKS FUNDING CORP	04/05/2028	1.570	50,000,000.00	50,000,000.00	50,000,000.00	45,923,000.00
821809499	3133EL5U4	FEDERAL FARM CREDIT BANKS FUNDING CORP	09/01/2028	1.120	25,000,000.00	25,000,000.00	25,000,000.00	22,255,750.00
821809133	3133EMVH2	FEDERAL FARM CREDIT BANKS FUNDING CORP	04/05/2028	1.570	50,000,000.00	50,000,000.00	50,000,000.00	45,923,000.00
1125181600	3133EPZZ1	FEDERAL FARM CREDIT BANKS FUNDING CORP	11/03/2028	5.570	30,000,000.00	30,000,000.00	30,000,000.00	30,166,800.00
821810673	3133EMXS1	FEDERAL FARM CREDIT BANKS FUNDING CORP	03/15/2029	1.550	20,945,000.00	20,874,416.30	20,808,857.50	

LOS ANGELES COUNTY TREASURER  
 TREASURER PORTFOLIO COMPARED TO MARKET VALUE  
 FOR THE PERIOD: JANUARY 1, 2025 TO JANUARY 31, 2025  
 FUND: POOLED SURPLUS INVESTMENTS  
 ATTACHMENT X

Security ID	CUSIP	Description	Final Maturity	Face Rate	PAR	Amortized Cost	Historical Cost	Market Value
821810354	3133ENMP2	FEDERAL FARM CREDIT BANKS FUNDING CORP	01/27/2032	2.230	25,000,000.00	25,000,000.00	25,000,000.00	21,257,000.00
821810647	3133ENJL5	FEDERAL FARM CREDIT BANKS FUNDING CORP	12/27/2028	1.450	20,000,000.00	20,000,000.00	20,000,000.00	17,854,000.00
1345838159	3133ERRF0	FEDERAL FARM CREDIT BANKS FUNDING CORP	11/28/2029	5.140	50,000,000.00	50,000,000.00	50,000,000.00	49,905,500.00
821810576	3133EMB50	FEDERAL FARM CREDIT BANKS FUNDING CORP	05/27/2031	1.940	11,923,000.00	11,923,000.00	11,923,000.00	10,168,649.78
865756667	3133ENVN7	FEDERAL FARM CREDIT BANKS FUNDING CORP	04/27/2029	3.140	16,250,000.00	16,225,784.34	16,210,512.50	15,506,887.50
821810675	3133EMG48	FEDERAL FARM CREDIT BANKS FUNDING CORP	06/14/2029	1.590	21,072,000.00	21,010,549.64	20,966,640.00	18,735,325.92
899279683	3133ENF96	FEDERAL FARM CREDIT BANKS FUNDING CORP	08/17/2026	3.960	25,000,000.00	25,000,000.00	25,000,000.00	24,855,750.00
1264134974	3133ERCW9	FEDERAL FARM CREDIT BANKS FUNDING CORP	04/30/2029	5.625	41,060,000.00	41,060,000.01	41,060,000.01	41,142,530.60
821810761	3133ELXZ2	FEDERAL FARM CREDIT BANKS FUNDING CORP	04/27/2027	1.020	5,000,000.00	5,000,000.00	5,000,000.00	4,649,250.00
821810690	3133EMNB4	FEDERAL FARM CREDIT BANKS FUNDING CORP	01/14/2031	1.380	25,000,000.00	25,000,000.00	25,000,000.00	20,725,000.00
821808961	3133EMFU1	FEDERAL FARM CREDIT BANKS FUNDING CORP	11/03/2032	1.240	18,330,000.00	18,330,000.00	18,330,000.00	14,234,894.70
1229752163	3133EP6N0	FEDERAL FARM CREDIT BANKS FUNDING CORP	03/25/2025	5.050	50,000,000.00	50,000,000.00	50,000,000.00	50,047,500.00
1236077155	3133EPX88	FEDERAL FARM CREDIT BANKS FUNDING CORP	04/02/2029	5.370	50,000,000.00	50,000,000.00	50,000,000.00	49,924,000.00
821809762	3133ENGL8	FEDERAL FARM CREDIT BANKS FUNDING CORP	12/07/2029	2.000	20,000,000.00	20,000,000.00	20,000,000.00	17,852,600.00
821809678	3133ELSF7	FEDERAL FARM CREDIT BANKS FUNDING CORP	12/01/2028	1.030	25,000,000.00	25,000,000.00	25,000,000.00	21,996,500.00
821809747	3133ENJZ4	FEDERAL FARM CREDIT BANKS FUNDING CORP	01/05/2032	1.800	25,000,000.00	24,993,940.65	24,991,250.00	20,683,000.00
821809676	3133EMLM2	FEDERAL FARM CREDIT BANKS FUNDING CORP	02/21/2031	1.125	25,000,000.00	24,996,279.28	24,993,750.00	20,513,000.00
821810272	3133ELWV0	FEDERAL FARM CREDIT BANKS FUNDING CORP	04/21/2027	1.330	25,000,000.00	25,000,000.00	25,000,000.00	23,417,000.00
821810769	3133ENFR6	FEDERAL FARM CREDIT BANKS FUNDING CORP	12/01/2025	1.340	9,880,000.00	9,880,000.00	9,880,000.00	9,645,251.20
1434168056	3133ERJ69	FEDERAL FARM CREDIT BANKS FUNDING CORP	12/16/2032	5.200	25,000,000.00	25,000,000.00	25,000,000.00	25,014,250.00
859635093	3133ENVH0	FEDERAL FARM CREDIT BANKS FUNDING CORP	04/28/2030	3.125	21,450,000.00	21,398,292.30	21,371,707.50	20,247,942.00
1321136050	3133ERLJ8	FEDERAL FARM CREDIT BANKS FUNDING CORP	07/18/2031	5.520	36,769,000.00	36,751,986.40	36,750,615.50	36,792,164.47
1386753176	3133ERXF3	FEDERAL FARM CREDIT BANKS FUNDING CORP	10/15/2031	4.900	30,101,000.00	30,101,000.00	30,101,000.00	29,913,470.77
821809519	3133ENKA7	FEDERAL FARM CREDIT BANKS FUNDING CORP	01/05/2032	2.125	30,000,000.00	30,000,000.00	30,000,000.00	25,518,300.00
821809491	3133EL7A6	FEDERAL FARM CREDIT BANKS FUNDING CORP	09/10/2030	0.950	25,000,000.00	24,933,438.87	24,881,250.00	20,732,000.00
821809052	3133EMGT3	FEDERAL FARM CREDIT BANKS FUNDING CORP	11/19/2030	1.340	50,000,000.00	50,000,000.00	50,000,000.00	41,880,000.00
821810797	3133EMWN8	FEDERAL FARM CREDIT BANKS FUNDING CORP	04/19/2029	1.700	25,000,000.00	25,000,000.00	25,000,000.00	22,373,250.00
821809164	3133ELSK6	FEDERAL FARM CREDIT BANKS FUNDING CORP	09/03/2030	1.240	50,000,000.00	49,944,140.20	49,900,000.00	41,917,000.00
821809308	3133ENJM3	FEDERAL FARM CREDIT BANKS FUNDING CORP	12/27/2027	1.480	50,000,000.00	50,000,000.00	50,000,000.00	46,058,000.00
821809732	3133ELED2	FEDERAL FARM CREDIT BANKS FUNDING CORP	12/18/2025	1.820	36,274,000.00	36,271,341.36	36,255,863.00	35,545,980.82
821810586	3133ENMT4	FEDERAL FARM CREDIT BANKS FUNDING CORP	02/01/2030	2.050	25,000,000.00	25,000,000.00	25,000,000.00	22,296,250.00
821809448	3133ELC28	FEDERAL FARM CREDIT BANKS FUNDING CORP	05/27/2025	0.730	50,000,000.00	50,000,000.00	50,000,000.00	49,415,000.00
821809493	3133EMYE6	FEDERAL FARM CREDIT BANKS FUNDING CORP	05/04/2026	1.000	25,000,000.00	24,990,614.74	24,962,500.00	23,993,500.00
821809465	3133EL6L3	FEDERAL FARM CREDIT BANKS FUNDING CORP	09/09/2030	1.320	32,190,000.00	32,190,000.00	32,190,000.00	27,068,892.90
821810530	3133EMWB4	FEDERAL FARM CREDIT BANKS FUNDING CORP	04/14/2031	2.040	25,000,000.00	25,000,000.00	25,000,000.00	21,523,250.00
863901902	3133ENXX3	FEDERAL FARM CREDIT BANKS FUNDING CORP	06/01/2029	3.930	25,000,000.00	24,988,406.82	24,981,250.00	24,356,750.00
866508567	3133ENXV7	FEDERAL FARM CREDIT BANKS FUNDING CORP	06/02/2031	4.330	25,000,000.00	25,000,000.00	25,000,000.00	24,263,750.00
1126839223	3133EPZZ1	FEDERAL FARM CREDIT BANKS FUNDING CORP	11/03/2028	5.570	24,295,000.00	24,295,000.00	24,295,000.00	24,430,080.20
821809521	3133ENKV1	FEDERAL FARM CREDIT BANKS FUNDING CORP	01/13/2027	1.500	25,000,000.00	24,993,185.93	24,982,500.00	23,889,000.00
821809050	3133EMJK9	FEDERAL FARM CREDIT BANKS FUNDING CORP	12/09/2030	1.280	50,000,000.00	49,926,855.12	49,875,000.00	41,656,000.00
1122064631	3133EPZH1	FEDERAL FARM CREDIT BANKS FUNDING CORP	10/27/2026	5.420	50,000,000.00	50,000,000.00	50,000,000.00	50,377,500.00
821809224	3133ELSK6	FEDERAL FARM CREDIT BANKS FUNDING CORP	09/03/2030	1.240	50,000,000.00	50,000,000.00	50,000,000.00	41,917,000.00
821810455	3133EMGK2	FEDERAL FARM CREDIT BANKS FUNDING CORP	11/12/2030	1.030	25,000,000.00	24,992,777.94	24,987,500.00	20,712,250.00
1365839319	3133ERUP4	FEDERAL FARM CREDIT BANKS FUNDING CORP	03/25/2030	4.840	50,000,000.00	50,000,000.00	50,000,000.00	49,922,000.00
821810743	3133ENDG6	FEDERAL FARM CREDIT BANKS FUNDING CORP	12/06/2028	1.780	25,000,000.00	25,000,000.00	25,000,000.00	22,643,500.00
1055914263	3133EPNF8	FEDERAL FARM CREDIT BANKS FUNDING CORP	06/23/2026	4.820	25,000,000.00	24,982,652.83	24,962,500.00	25,014,500.00
1366639774	3133ERST9	FEDERAL FARM CREDIT BANKS FUNDING CORP	09/11/2030	5.120	47,700,000.00	47,709,281.39	47,740,545.00	47,671,380.00
1243484826	3133ERAB7	FEDERAL FARM CREDIT BANKS FUNDING CORP	04/10/2028	5.300	50,000,000.00	50,000,000.00	50,000,000.00	49,989,000.00
821809702	3133EMUK6	FEDERAL FARM CREDIT BANKS FUNDING CORP	03/25/2026	1.050	25,000,000.00	25,000,000.00	25,000,000.00	24,051,750.00
1121394790	3133EPYT6	FEDERAL FARM CREDIT BANKS FUNDING CORP	10/20/2028	5.520	39,370,000.00	39,370,000.00	39,370,000.00	39,548,346.10
821809056	3133EMMD1	FEDERAL FARM CREDIT BANKS FUNDING CORP	01/06/2031	1.240	25,000,000.00	25,000,000.00	25,000,000.00	20,559,750.00
821810700	3133ENFN5	FEDERAL FARM CREDIT BANKS FUNDING CORP	11/30/2026	1.540	25,000,000.00	25,000,000.00	25,000,000.00	23,780,500.00
900293453	3133ENGE1	FEDERAL FARM CREDIT BANKS FUNDING CORP	08/16/2032	4.700	25,000,000.00	24,981,159.32	24,975,000.00	24,582,500.00
1046329690	3133EPMA0	FEDERAL FARM CREDIT BANKS FUNDING CORP	06/09/2028	4.690	25,000,000.00	25,000,000.00	25,000,000.00	24,913,750.00
821810134	3133EMUQ3	FEDERAL FARM CREDIT BANKS FUNDING CORP	03/30/2027	1.300	25,000,000.00	25,000,000.00	25,000,000.00	23,471,000.00
821810638	3133ENDL1	FEDERAL FARM CREDIT BANKS FUNDING CORP	11/08/2027	1.400	20,000,000.00	20,000,000.00	20,000,000.00	18,476,000.00
821810709	3133ENFN5	FEDERAL FARM CREDIT BANKS FUNDING CORP	11/30/2026	1.540	25,000,000.00	25,000,000.00	25,000,000.00	23,780,500.00
1318202537	3133ERLJ8	FEDERAL FARM CREDIT BANKS FUNDING CORP	07/18/2031	5.520	25,000,000.00	25,000,000.00	25,000,000.00	25,015,750.00
821810248	3133ELWV0	FEDERAL FARM CREDIT BANKS FUNDING CORP	04/21/2027	1.330	25,000,000.00	25,000,000.00	25,000,000.00	23,417,000.00
1355455710	3133ERST9	FEDERAL FARM CREDIT BANKS FUNDING CORP	09/11/2030	5.120	50,000,000.00	50,000,000.00	50,000,000.00	49,970,000.00
821809375	3133ELXZ2	FEDERAL FARM CREDIT BANKS FUNDING CORP	04/27/2027	1.020	35,000,000.00	35,000,000.00	35,000,000.00	32,544,750.00
878042078	3133ENZQ6	FEDERAL FARM CREDIT BANKS FUNDING CORP	06/29/2032	4.700	20,000,000.00	19,940,761.02	19,920,000.00	19,654,500.00
1352826220	3133ERQB0	FEDERAL FARM CREDIT BANKS FUNDING CORP	08/20/2031	5.370	45,316,000.00	45,294,662.75	45,293,342.00	45,299,686.24
821809771	3133ENGL8	FEDERAL FARM CREDIT BANKS FUNDING CORP	12/07/2029	2.000	20,000,000.00	20,000,000.00	20,000,000.00	17,852,600.00
821809233	3133ENEF3	FEDERAL FARM CREDIT BANKS FUNDING CORP	11/16/2026	1.270	20,000,000.00	20,000,000.00	20,000,000.00	18,952,800.00
821810653	3133ENLL2	FEDERAL FARM CREDIT BANKS FUNDING CORP	01/20/2032	2.050	20,000,000.00	20,000,000.00	20,000,000.00	16,907,600.00
821809054	3133EMNB4	FEDERAL FARM CREDIT BANKS FUNDING CORP	01/14/2031	1.380	50,000,000.00	49,964,299.01	49,940,000.00	41,450,000.00
821810431	3133EMKY7	FEDERAL FARM CREDIT BANKS FUNDING CORP	12/21/2027	0.740	20,000,000.00	20,000,000.00	20,000,000.00	18,064,400.00
821810793	3133EMWN8	FEDERAL FARM CREDIT BANKS FUNDING CORP	04/19/2029	1.700	25,000,000.00	25,000,000.00	25,000,000.00	22,373,250.00
821810319	3133EMDT6	FEDERAL FARM CREDIT BANKS FUNDING CORP	01/21/2028	0.900	17,300,000.00	17,296,804.64	17,292,215.00	15,638,500.00
821809515	3133EMXX5	FEDERAL FARM CREDIT BANKS FUNDING CORP	04/30/2029	1.430	30,000,000.00	30,000,000.00	30,000,000.00	26,549,100.00
1393456655	3133ERYN5	FEDERAL FARM CREDIT BANKS FUNDING CORP	10/28/2031	4.900	50,000,000.00	50,000,000.00	50,000,000.00	49,741,500.00
821809880	3133ELC85	FEDERAL FARM CREDIT BANKS FUNDING CORP	05/27/2026	0.820	25,000,000.00	25,000,000.00	25,000,000.00	23,889,750.00
821809756	3133ENGL8	FEDERAL FARM CREDIT BANKS FUNDING CORP	12/07/2029	2.000	20,000,000.00	20,000,000.00	20,000,000.00	17,852,600.00
821810487	3133EMVA7	FEDERAL FARM CREDIT BANKS FUNDING CORP	04/01/2031	2.020	25,000,000.00	25,000,000.00	25,000,000.00	21,497,250.00
821809220	3133ELSK6	FEDERAL FARM CREDIT BANKS FUNDING CORP	09/03/2030	1.240	50,000,000.00	50,000,000.00	50,000,000.00	41,917,000.00
821810459	3133EMGK2	FEDERAL FARM CREDIT BANKS FUNDING CORP	11/12/2030	1.030	25,000,000.00	24,977,611.59	24,961,250.00	20,712,250.00
1373351812	3133ERVP3	FEDERAL FARM CREDIT BANKS FUNDING CORP	04/01/2031	4.900	50,000,000.00	50,000,000.00	50,000,000.00	49,660,500.00
821809670	3133ELSF7	FEDERAL FARM CREDIT BANKS FUNDING CORP	12/01/2028	1.030	25,000,000.00	25,000,000.00	25,000,000.00	21,996,500.00
1109093626	3133EPW50	FEDERAL FARM CREDIT BANKS FUNDING CORP	09/25/2026	5.200	40,708,000.00	40,685,533.97	40,667,292.00	40,886,708.12
863901898	3133ENXX3	FEDERAL FARM CREDIT BANKS FUNDING CORP	06/01/2029	3.930	20,000,000.00	20,000,000.00	20,000,000.00	19,485,400.00
821809840	3133ENLR9	FEDERAL FARM CREDIT BANKS FUNDING CORP	01/24/2029	2.000	25,000,000.00	25,000,000.00	25,000,000.00	22,783,750.00
821809474	3133EMSG8	FEDERAL FARM CREDIT BANKS FUNDING CORP	03/03/2027	1.100	50,000,000.00	49,986,992.23	49,962,500.00	46,789,

LOS ANGELES COUNTY TREASURER  
TREASURER PORTFOLIO COMPARED TO MARKET VALUE  
FOR THE PERIOD: JANUARY 1, 2025 TO JANUARY 31, 2025  
FUND: POOLED SURPLUS INVESTMENTS  
ATTACHMENT X

Security ID	CUSIP	Description	Final Maturity	Face Rate	PAR	Amortized Cost	Historical Cost	Market Value
821810762	3133EMFG2	FEDERAL FARM CREDIT BANKS FUNDING CORP	11/04/2030	1.370	6,000,000.00	6,000,000.00	6,000,000.00	5,041,020.00
1132575157	3133EPB38	FEDERAL FARM CREDIT BANKS FUNDING CORP	11/17/2027	5.230	25,000,000.00	25,000,000.00	25,000,000.00	25,127,250.00
821808973	3133ENFL9	FEDERAL FARM CREDIT BANKS FUNDING CORP	11/29/2028	1.650	22,000,000.00	22,000,000.00	22,000,000.00	19,835,420.00
821809498	3133EL2K9	FEDERAL FARM CREDIT BANKS FUNDING CORP	07/30/2029	1.120	25,000,000.00	25,000,000.00	25,000,000.00	21,608,250.00
888663309	3133ENC40	FEDERAL FARM CREDIT BANKS FUNDING CORP	07/25/2029	4.330	25,000,000.00	25,000,000.00	25,000,000.00	24,766,750.00
1158562675	3133EPN92	FEDERAL FARM CREDIT BANKS FUNDING CORP	12/22/2027	4.860	25,000,000.00	25,000,000.00	25,000,000.00	25,033,000.00
821809072	3133EL4P6	FEDERAL FARM CREDIT BANKS FUNDING CORP	08/20/2029	1.140	45,200,000.00	45,200,000.00	45,200,000.00	39,050,540.00
821809940	3133EMDV1	FEDERAL FARM CREDIT BANKS FUNDING CORP	10/21/2030	0.990	50,000,000.00	49,948,543.26	49,910,000.00	41,404,500.00
821809128	3133EMVH2	FEDERAL FARM CREDIT BANKS FUNDING CORP	04/05/2028	1.570	50,000,000.00	50,000,000.00	50,000,000.00	45,923,000.00
821810280	3133ENKM1	FEDERAL FARM CREDIT BANKS FUNDING CORP	01/12/2032	2.120	25,000,000.00	25,000,000.00	25,000,000.00	21,248,500.00
821810407	3133ENMP2	FEDERAL FARM CREDIT BANKS FUNDING CORP	01/27/2032	2.230	25,000,000.00	25,000,000.00	25,000,000.00	21,257,000.00
1137387134	3133EPD51	FEDERAL FARM CREDIT BANKS FUNDING CORP	11/14/2028	5.250	17,349,000.00	17,342,434.74	17,340,325.50	17,386,126.86
821809216	3133ELXZ2	FEDERAL FARM CREDIT BANKS FUNDING CORP	04/27/2027	1.020	50,000,000.00	50,000,000.00	50,000,000.00	46,492,500.00
821809057	3133EMNB4	FEDERAL FARM CREDIT BANKS FUNDING CORP	01/14/2031	1.380	50,000,000.00	49,992,560.27	49,987,500.00	41,450,000.00
821810764	3133EMGT3	FEDERAL FARM CREDIT BANKS FUNDING CORP	11/19/2030	1.340	6,525,000.00	6,525,000.00	6,525,000.00	5,465,340.00
821809231	3133ENJK7	FEDERAL FARM CREDIT BANKS FUNDING CORP	12/23/2031	2.050	45,000,000.00	45,000,000.00	45,000,000.00	38,108,700.00
821810650	3133EMGK2	FEDERAL FARM CREDIT BANKS FUNDING CORP	11/12/2030	1.030	20,000,000.00	19,923,578.44	19,868,200.00	16,969,800.00
1064302239	3133EPPV1	FEDERAL FARM CREDIT BANKS FUNDING CORP	07/14/2028	5.430	25,000,000.00	25,000,000.00	25,000,000.00	25,052,000.00
821810222	3133EMUQ3	FEDERAL FARM CREDIT BANKS FUNDING CORP	03/30/2027	1.300	25,000,000.00	25,000,000.00	25,000,000.00	23,471,000.00
1272483909	3133ERUP4	FEDERAL FARM CREDIT BANKS FUNDING CORP	03/25/2030	4.840	34,000,000.00	34,000,000.00	34,000,000.00	33,946,960.00
1326937619	3133EP6X8	FEDERAL FARM CREDIT BANKS FUNDING CORP	04/02/2029	5.370	25,000,000.00	25,000,000.00	25,000,000.00	24,962,000.00
821809197	3133EMWM0	FEDERAL FARM CREDIT BANKS FUNDING CORP	04/21/2031	1.970	45,000,000.00	45,000,000.00	45,000,000.00	38,503,350.00
821810377	3133EMFU1	FEDERAL FARM CREDIT BANKS FUNDING CORP	11/03/2032	1.240	18,340,000.00	18,340,000.00	18,340,000.00	14,242,660.60
821809513	3133EMXW7	FEDERAL FARM CREDIT BANKS FUNDING CORP	04/28/2028	1.400	25,000,000.00	24,976,868.87	24,950,000.00	22,797,750.00
821808958	3133ELXZ2	FEDERAL FARM CREDIT BANKS FUNDING CORP	04/27/2027	1.020	50,000,000.00	50,000,000.00	50,000,000.00	46,492,500.00
821810560	3133ENMT4	FEDERAL FARM CREDIT BANKS FUNDING CORP	02/01/2030	2.050	25,000,000.00	25,000,000.00	25,000,000.00	22,296,250.00
821809076	3133EMLN0	FEDERAL FARM CREDIT BANKS FUNDING CORP	12/23/2030	1.240	48,935,000.00	48,904,109.32	48,882,639.55	40,545,094.25
821810773	3133ENEM8	FEDERAL FARM CREDIT BANKS FUNDING CORP	11/23/2026	1.430	10,000,000.00	10,000,000.00	10,000,000.00	9,488,400.00
829937660	3133ENTQ3	FEDERAL FARM CREDIT BANKS FUNDING CORP	04/04/2029	3.500	8,200,000.00	8,200,000.00	8,200,000.00	7,895,944.00
821810084	3133ENKB5	FEDERAL FARM CREDIT BANKS FUNDING CORP	01/05/2034	2.340	38,700,000.00	38,671,215.61	38,661,300.00	31,745,997.00
821810127	3133EL4P6	FEDERAL FARM CREDIT BANKS FUNDING CORP	08/20/2029	1.140	25,000,000.00	24,987,339.94	24,975,000.00	21,598,750.00
821809481	3133EMMD1	FEDERAL FARM CREDIT BANKS FUNDING CORP	01/06/2031	1.240	50,000,000.00	50,000,000.00	50,000,000.00	41,119,500.00
821809048	3133EMJK9	FEDERAL FARM CREDIT BANKS FUNDING CORP	12/09/2030	1.280	50,000,000.00	49,926,855.12	49,875,000.00	41,656,000.00
821809509	3133ENLE8	FEDERAL FARM CREDIT BANKS FUNDING CORP	01/18/2028	1.830	27,000,000.00	27,000,000.00	27,000,000.00	25,049,790.00
821810603	3133ENJC5	FEDERAL FARM CREDIT BANKS FUNDING CORP	12/22/2026	1.290	12,000,000.00	11,995,469.59	11,988,000.00	11,341,560.00
821809679	3133EMUK6	FEDERAL FARM CREDIT BANKS FUNDING CORP	03/25/2026	1.050	25,000,000.00	25,000,000.00	25,000,000.00	24,051,750.00
821809765	3133ENHE3	FEDERAL FARM CREDIT BANKS FUNDING CORP	12/14/2029	1.930	25,000,000.00	25,000,000.00	25,000,000.00	22,230,500.00
1346644118	3133ERRG8	FEDERAL FARM CREDIT BANKS FUNDING CORP	11/27/2030	5.300	49,625,000.00	49,625,000.00	49,625,000.00	49,527,238.75
821809423	3133ELN34	FEDERAL FARM CREDIT BANKS FUNDING CORP	06/22/2027	0.875	25,000,000.00	25,000,000.00	25,000,000.00	23,053,000.00
821810284	3133ENFG0	FEDERAL FARM CREDIT BANKS FUNDING CORP	11/29/2033	2.350	15,150,000.00	15,150,000.00	15,150,000.00	12,463,602.00
821810467	3133ENHB9	FEDERAL FARM CREDIT BANKS FUNDING CORP	12/14/2028	1.840	25,000,000.00	25,000,000.00	25,000,000.00	22,684,500.00
821809466	3133EMC26	FEDERAL FARM CREDIT BANKS FUNDING CORP	06/03/2030	1.740	25,000,000.00	25,000,000.00	25,000,000.00	21,714,500.00
840008631	3133ENUV0	FEDERAL FARM CREDIT BANKS FUNDING CORP	04/19/2032	4.000	25,000,000.00	25,000,000.00	25,000,000.00	23,573,250.00
821810674	3133ENMS6	FEDERAL FARM CREDIT BANKS FUNDING CORP	02/01/2028	1.875	21,250,000.00	21,236,724.81	21,223,437.50	19,722,550.00
821810547	3133EMWB4	FEDERAL FARM CREDIT BANKS FUNDING CORP	04/14/2031	2.040	25,000,000.00	25,000,000.00	25,000,000.00	21,523,250.00
821810758	3133ENHB9	FEDERAL FARM CREDIT BANKS FUNDING CORP	12/14/2028	1.840	25,000,000.00	25,000,000.00	25,000,000.00	22,684,500.00
825556677	3133ENSF8	FEDERAL FARM CREDIT BANKS FUNDING CORP	03/21/2029	2.870	50,000,000.00	49,976,957.32	49,961,000.00	46,984,000.00
821809298	3133EMVA7	FEDERAL FARM CREDIT BANKS FUNDING CORP	04/01/2031	2.020	50,000,000.00	49,876,644.74	49,800,000.00	42,994,500.00
821809511	3133ENMT4	FEDERAL FARM CREDIT BANKS FUNDING CORP	02/01/2030	2.050	27,200,000.00	27,200,000.00	27,200,000.00	24,258,320.00
821810633	3133ENEM8	FEDERAL FARM CREDIT BANKS FUNDING CORP	11/23/2026	1.430	20,000,000.00	20,000,000.00	20,000,000.00	18,976,800.00
821810704	3133ENFN5	FEDERAL FARM CREDIT BANKS FUNDING CORP	11/30/2026	1.540	25,000,000.00	25,000,000.00	25,000,000.00	22,470,500.00
821810661	3133ENMP2	FEDERAL FARM CREDIT BANKS FUNDING CORP	01/27/2032	2.230	20,900,000.00	20,900,000.00	20,900,000.00	17,770,852.00
821810452	3133EL6W9	FEDERAL FARM CREDIT BANKS FUNDING CORP	09/14/2028	1.000	20,000,000.00	20,000,000.00	20,000,000.00	17,705,800.00
867624350	3133ENYM6	FEDERAL FARM CREDIT BANKS FUNDING CORP	06/08/2028	3.780	25,000,000.00	25,000,000.00	25,000,000.00	24,487,000.00
821809496	3133ELXZ2	FEDERAL FARM CREDIT BANKS FUNDING CORP	04/27/2027	1.020	25,000,000.00	25,000,000.00	25,000,000.00	23,246,250.00
821810689	3133EMNB4	FEDERAL FARM CREDIT BANKS FUNDING CORP	01/14/2031	1.380	25,000,000.00	25,000,000.00	25,000,000.00	20,725,000.00
1104833999	3133EPW50	FEDERAL FARM CREDIT BANKS FUNDING CORP	09/25/2026	5.200	25,000,000.00	25,000,000.00	25,000,000.00	25,109,750.00
821810310	3133ENGR5	FEDERAL FARM CREDIT BANKS FUNDING CORP	12/09/2031	2.200	25,000,000.00	25,000,000.00	25,000,000.00	21,409,500.00
821810605	3133ENKM1	FEDERAL FARM CREDIT BANKS FUNDING CORP	01/12/2032	2.120	25,000,000.00	25,000,000.00	25,000,000.00	21,248,500.00
821810282	3133ENKM1	FEDERAL FARM CREDIT BANKS FUNDING CORP	01/12/2032	2.120	25,000,000.00	25,000,000.00	25,000,000.00	21,248,500.00
821809425	3133EMXQ0	FEDERAL FARM CREDIT BANKS FUNDING CORP	04/28/2026	0.940	25,000,000.00	25,000,000.00	25,000,000.00	24,015,500.00
821809130	3133EMVH2	FEDERAL FARM CREDIT BANKS FUNDING CORP	04/05/2028	1.570	50,000,000.00	49,948,987.68	49,887,500.00	45,923,000.00
1374462693	313313CT3	FEDERAL FARM CREDIT BANKS FUNDING CORP	03/07/2025	0.000	50,000,000.00	49,796,472.22	49,054,194.44	49,790,000.00
1435030245	313313BL1	FEDERAL FARM CREDIT BANKS FUNDING CORP	02/04/2025	0.000	50,000,000.00	49,982,000.00	49,670,000.00	49,971,000.00
1440021928	313313BP2	FEDERAL FARM CREDIT BANKS FUNDING CORP	02/07/2025	0.000	50,000,000.00	49,964,583.33	49,693,055.56	49,953,500.00
1460488418	313313CA4	FEDERAL FARM CREDIT BANKS FUNDING CORP	02/18/2025	0.000	50,000,000.00	49,900,125.00	49,800,250.00	49,889,000.00
1444194155	313313FF0	FEDERAL FARM CREDIT BANKS FUNDING CORP	05/06/2025	0.000	50,000,000.00	49,451,666.66	49,218,333.33	49,440,500.00
1448405759	313313FA1	FEDERAL FARM CREDIT BANKS FUNDING CORP	05/01/2025	0.000	50,000,000.00	49,493,194.44	49,310,972.22	49,470,500.00
1420217854	313313CR7	FEDERAL FARM CREDIT BANKS FUNDING CORP	03/05/2025	0.000	50,000,000.00	49,806,666.67	49,395,833.33	49,801,500.00
1462061919	313313CQ9	FEDERAL FARM CREDIT BANKS FUNDING CORP	03/04/2025	0.000	50,000,000.00	49,818,305.56	49,724,527.78	49,807,500.00
1434168064	313313BM9	FEDERAL FARM CREDIT BANKS FUNDING CORP	02/05/2025	0.000	50,000,000.00	49,976,000.00	49,658,000.00	49,965,000.00
1466690577	313313GM4	FEDERAL FARM CREDIT BANKS FUNDING CORP	06/05/2025	0.000	50,000,000.00	49,280,111.11	49,233,666.67	49,272,000.00
1374462688	313313CQ9	FEDERAL FARM CREDIT BANKS FUNDING CORP	03/04/2025	0.000	50,000,000.00	49,814,430.56	49,072,152.78	49,807,500.00
1444194159	313313FE3	FEDERAL FARM CREDIT BANKS FUNDING CORP	05/05/2025	0.000	50,000,000.00	49,460,083.34	49,233,666.67	49,446,500.00
1466074731	313313GL6	FEDERAL FARM CREDIT BANKS FUNDING CORP	06/04/2025	0.000	50,000,000.00	49,284,208.33	49,231,833.33	49,278,000.00
1440021921	313313FJ2	FEDERAL FARM CREDIT BANKS FUNDING CORP	05/09/2025	0.000	50,000,000.00	49,432,819.44	49,163,847.22	49,423,000.00
1445666992	313313DT2	FEDERAL FARM CREDIT BANKS FUNDING CORP	03/31/2025	0.000	50,000,000.00	49,663,277.78	49,454,277.78	49,650,000.00
1444891769	313313GL6	FEDERAL FARM CREDIT BANKS FUNDING CORP	06/04/2025	0.000	50,000,000.00	49,284,208.33	49,057,250.00	49,278,000.00
1420217847	313313CR7	FEDERAL FARM CREDIT BANKS FUNDING CORP	03/05/2025	0.000	50,000,000.00	49,806,666.67	49,395,833.33	49,801,500.00
1365839303	313313CB2	FEDERAL FARM CREDIT BANKS FUNDING CORP	02/19/2025	0.000	50,000,000.00	49,886,750.00	49,031,083.33	49,883,500.00
1441039045	313313DH8	FEDERAL FARM CREDIT BANKS FUNDING CORP	03/21/2025	0.000	50,000,000.00	49,720,666.67	49,458,791.67	49,708,500.00
1374462681	313313CT3	FEDERAL FARM CREDIT BANKS FUNDING CORP	03/07/2025	0.000	50,000,000.00	49,796,472.22	49,054,194.44	49,790,000.00
1469985099	313313HA9	FEDERAL FARM CREDIT BANKS FUNDING CORP	06/18/2025	0.000	50,000,000.00	49,206,541.67	49	



LOS ANGELES COUNTY TREASURER  
 TREASURER PORTFOLIO COMPARED TO MARKET VALUE  
 FOR THE PERIOD: JANUARY 1, 2025 TO JANUARY 31, 2025  
 FUND: POOLED SURPLUS INVESTMENTS  
 ATTACHMENT X

Security ID	CUSIP	Description	Final Maturity	Face Rate	PAR	Amortized Cost	Historical Cost	Market Value
1466690578	313313GM4	FEDERAL FARM CREDIT BANKS FUNDING CORP	06/05/2025	0.000	50,000,000.00	49,280,111.11	49,233,666.67	49,272,000.00
1469985092	313313HA9	FEDERAL FARM CREDIT BANKS FUNDING CORP	06/18/2025	0.000	50,000,000.00	49,206,541.67	49,189,166.67	49,197,000.00
1374462683	313313CQ9	FEDERAL FARM CREDIT BANKS FUNDING CORP	03/04/2025	0.000	50,000,000.00	49,814,430.56	49,072,152.78	49,807,500.00
1462061929	313313CQ9	FEDERAL FARM CREDIT BANKS FUNDING CORP	03/04/2025	0.000	50,000,000.00	49,818,305.56	49,724,527.78	49,807,500.00
1444194162	313313FE3	FEDERAL FARM CREDIT BANKS FUNDING CORP	05/05/2025	0.000	50,000,000.00	49,460,083.34	49,233,666.67	49,446,500.00
1467468516	313313GL6	FEDERAL FARM CREDIT BANKS FUNDING CORP	06/04/2025	0.000	50,000,000.00	49,285,916.67	49,256,888.89	49,278,000.00
876366161	3133ENZN3	FEDERAL FARM CREDIT BANKS FUNDING CORP	06/29/2029	4.270	25,000,000.00	25,000,000.00	25,000,000.00	24,716,000.00
821810727	3130AKA71	FEDERAL HOME LOAN BANKS	10/08/2030	1.250	50,000,000.00	50,000,000.00	50,000,000.00	41,564,500.00
821809307	3130AJWG0	FEDERAL HOME LOAN BANKS	08/10/2028	1.020	32,995,000.00	32,995,000.00	32,995,000.00	29,378,418.05
821810783	3130AKPK6	FEDERAL HOME LOAN BANKS	01/27/2032	1.370	50,000,000.00	50,000,000.00	50,000,000.00	39,872,500.00
821810712	3130AKAQ9	FEDERAL HOME LOAN BANKS	10/07/2030	1.210	50,000,000.00	50,000,000.00	50,000,000.00	41,468,500.00
821809606	3130AMAB8	FEDERAL HOME LOAN BANKS	04/27/2029	1.550	25,000,000.00	25,000,000.00	25,000,000.00	22,203,000.00
870007040	3130ASFG9	FEDERAL HOME LOAN BANKS	06/29/2027	3.800	25,000,000.00	25,000,000.00	25,000,000.00	24,669,250.00
841371341	3130ARNL1	FEDERAL HOME LOAN BANKS	04/21/2027	3.260	25,000,000.00	25,000,000.00	25,000,000.00	24,422,000.00
820231279	3130ARCH2	FEDERAL HOME LOAN BANKS	03/24/2025	2.040	25,000,000.00	25,000,000.00	25,000,000.00	24,916,750.00
850346601	3130ARV40	FEDERAL HOME LOAN BANKS	05/05/2025	3.100	25,000,000.00	25,000,000.00	25,000,000.00	24,917,750.00
821809632	3130APMY8	FEDERAL HOME LOAN BANKS	10/27/2027	1.400	25,000,000.00	25,000,000.00	25,000,000.00	23,134,500.00
826608930	3130AR6F3	FEDERAL HOME LOAN BANKS	03/24/2025	2.000	50,000,000.00	50,000,000.00	50,000,000.00	49,827,500.00
826608941	3130ARCC3	FEDERAL HOME LOAN BANKS	03/24/2025	2.030	50,000,000.00	50,000,000.00	50,000,000.00	49,832,500.00
821809587	3130AHL76	FEDERAL HOME LOAN BANKS	11/25/2026	2.080	40,950,000.00	40,950,000.00	40,950,000.00	39,322,647.00
821810738	3130AKPE0	FEDERAL HOME LOAN BANKS	01/27/2031	1.260	50,000,000.00	50,000,000.00	50,000,000.00	41,123,000.00
821809219	3130AQWY5	FEDERAL HOME LOAN BANKS	02/24/2025	1.700	25,000,000.00	25,000,000.00	25,000,000.00	24,950,500.00
821809546	3130APNL5	FEDERAL HOME LOAN BANKS	10/27/2026	1.280	25,000,000.00	25,000,000.00	25,000,000.00	23,758,000.00
821809529	3130AKKQ8	FEDERAL HOME LOAN BANKS	12/23/2030	1.250	25,000,000.00	25,000,000.00	25,000,000.00	20,639,250.00
850346592	3130ARZT1	FEDERAL HOME LOAN BANKS	05/23/2025	3.450	25,000,000.00	25,000,000.00	25,000,000.00	24,925,750.00
821809167	3130AQLB7	FEDERAL HOME LOAN BANKS	01/26/2029	1.875	25,000,000.00	25,000,000.00	25,000,000.00	22,675,250.00
821809234	3130AQM42	FEDERAL HOME LOAN BANKS	01/27/2032	2.250	22,700,000.00	22,700,000.00	22,700,000.00	19,404,414.00
821809600	3130AQT37	FEDERAL HOME LOAN BANKS	02/28/2025	1.500	25,000,000.00	25,000,000.00	25,000,000.00	24,941,750.00
819378330	3130ARAZ4	FEDERAL HOME LOAN BANKS	03/28/2025	2.000	50,000,000.00	50,000,000.00	50,000,000.00	49,814,500.00
837511310	3130ARRT0	FEDERAL HOME LOAN BANKS	04/25/2025	3.020	25,000,000.00	25,000,000.00	25,000,000.00	24,919,750.00
821809221	3130AQNRO	FEDERAL HOME LOAN BANKS	01/27/2027	1.750	25,000,000.00	25,000,000.00	25,000,000.00	23,802,750.00
821809460	3130AMAD4	FEDERAL HOME LOAN BANKS	11/12/2026	1.100	30,000,000.00	30,000,000.00	30,000,000.00	28,362,600.00
842850552	3130ARVF5	FEDERAL HOME LOAN BANKS	05/19/2025	3.210	25,000,000.00	25,000,000.00	25,000,000.00	24,913,000.00
841371336	3130ARUC3	FEDERAL HOME LOAN BANKS	05/12/2025	3.120	25,000,000.00	25,000,000.00	25,000,000.00	24,913,000.00
821810791	3130AKQC3	FEDERAL HOME LOAN BANKS	01/27/2033	1.500	50,000,000.00	50,000,000.00	50,000,000.00	38,783,000.00
821809243	3130AJC31	FEDERAL HOME LOAN BANKS	03/14/2031	1.500	25,000,000.00	24,831,259.80	24,723,000.00	20,994,000.00
821809215	3130AQM26	FEDERAL HOME LOAN BANKS	01/27/2027	1.700	25,000,000.00	25,000,000.00	25,000,000.00	23,779,250.00
821809230	3130AQL76	FEDERAL HOME LOAN BANKS	01/20/2032	2.160	25,000,000.00	25,000,000.00	25,000,000.00	21,245,250.00
849799807	3130ARZC8	FEDERAL HOME LOAN BANKS	05/23/2025	3.400	25,000,000.00	25,000,000.00	25,000,000.00	24,921,750.00
1179317769	3130AYG59	FEDERAL HOME LOAN BANKS	01/29/2029	5.150	24,545,000.00	24,545,000.00	24,545,000.00	24,545,981.80
1377030885	3130B2WQ4	FEDERAL HOME LOAN BANKS	10/10/2031	4.700	33,150,000.00	33,150,000.00	33,150,000.00	33,145,359.00
821809596	3130AJUR5	FEDERAL HOME LOAN BANKS	01/27/2027	1.500	25,000,000.00	25,000,000.00	25,000,000.00	23,684,500.00
835023450	3130ARPH8	FEDERAL HOME LOAN BANKS	04/28/2025	3.010	25,000,000.00	25,000,000.00	25,000,000.00	24,916,750.00
821810778	3130AKXM3	FEDERAL HOME LOAN BANKS	02/17/2032	1.350	50,000,000.00	50,000,000.00	50,000,000.00	39,742,000.00
1313237110	3130B1WZ6	FEDERAL HOME LOAN BANKS	07/16/2031	5.600	25,835,000.00	25,835,000.00	25,835,000.00	25,853,084.50
843475069	3130ARRK1	FEDERAL HOME LOAN BANKS	04/25/2025	2.910	25,000,000.00	25,000,000.00	25,000,000.00	24,913,500.00
850346595	3130ARZW4	FEDERAL HOME LOAN BANKS	05/23/2025	3.500	25,000,000.00	25,000,000.00	25,000,000.00	24,925,500.00
833040168	3130ARDB4	FEDERAL HOME LOAN BANKS	04/04/2025	2.090	25,000,000.00	25,000,000.00	25,000,000.00	24,899,750.00
833040183	3130ARNE7	FEDERAL HOME LOAN BANKS	04/27/2027	3.250	50,000,000.00	50,000,000.00	50,000,000.00	48,827,500.00
821809611	3130AQ7B3	FEDERAL HOME LOAN BANKS	12/21/2027	1.610	25,000,000.00	25,000,000.00	25,000,000.00	23,162,000.00
821809583	3130AKK96	FEDERAL HOME LOAN BANKS	12/30/2030	1.250	40,440,000.00	40,440,000.00	40,440,000.00	33,365,022.00
844868360	3130ARP70	FEDERAL HOME LOAN BANKS	04/25/2025	3.000	50,000,000.00	50,000,000.00	50,000,000.00	49,837,000.00
821810688	3130AQLV4	FEDERAL HOME LOAN BANKS	02/24/2025	1.650	25,000,000.00	25,000,000.00	25,000,000.00	24,949,750.00
841085426	3130ARKG5	FEDERAL HOME LOAN BANKS	04/21/2026	3.000	25,000,000.00	25,000,000.00	25,000,000.00	24,610,500.00
813949229	3130AR6C0	FEDERAL HOME LOAN BANKS	03/24/2025	2.000	50,000,000.00	50,000,000.00	50,000,000.00	49,827,500.00
838488791	3130ARGR6	FEDERAL HOME LOAN BANKS	04/14/2025	2.600	25,000,000.00	25,000,000.00	25,000,000.00	24,908,000.00
821809161	3130AQKU6	FEDERAL HOME LOAN BANKS	01/19/2029	1.770	25,000,000.00	25,000,000.00	25,000,000.00	22,591,250.00
821810283	3130AQWY5	FEDERAL HOME LOAN BANKS	02/24/2025	1.700	15,000,000.00	15,000,000.00	15,000,000.00	14,970,300.00
821809368	3130AKJA5	FEDERAL HOME LOAN BANKS	12/16/2030	1.280	33,200,000.00	33,194,152.75	33,190,040.00	27,477,316.00
821810055	3130AKAQ9	FEDERAL HOME LOAN BANKS	10/07/2030	1.210	38,200,000.00	38,200,000.00	38,200,000.00	31,681,934.00
1342711516	3130B2FB6	FEDERAL HOME LOAN BANKS	08/06/2029	5.250	50,000,000.00	50,000,000.00	50,000,000.00	49,980,000.00
821809863	3130AQ4R1	FEDERAL HOME LOAN BANKS	12/13/2028	1.700	25,000,000.00	25,000,000.00	25,000,000.00	22,586,250.00
821809680	3130ALV68	FEDERAL HOME LOAN BANKS	03/30/2026	1.030	25,000,000.00	25,000,000.00	25,000,000.00	24,106,250.00
824373426	3130AJK40	FEDERAL HOME LOAN BANKS	05/04/2027	1.200	19,444,444.44	19,444,444.45	19,444,444.45	18,160,527.78
821809174	3130AHL76	FEDERAL HOME LOAN BANKS	11/25/2026	2.080	50,000,000.00	50,000,000.00	50,000,000.00	48,013,000.00
821809202	3130AHNR0	FEDERAL HOME LOAN BANKS	12/16/2026	2.020	50,000,000.00	50,000,000.00	50,000,000.00	47,894,500.00
821809241	3130AQRW5	FEDERAL HOME LOAN BANKS	02/17/2032	2.400	25,000,000.00	25,000,000.00	25,000,000.00	21,500,500.00
858143703	3130AS6Q7	FEDERAL HOME LOAN BANKS	06/07/2027	3.250	25,000,000.00	25,000,000.00	25,000,000.00	24,438,250.00
1141009813	3130AXVE5	FEDERAL HOME LOAN BANKS	11/28/2028	5.350	50,000,000.00	50,000,000.00	50,000,000.00	50,029,000.00
1429008951	3130B3WR0	FEDERAL HOME LOAN BANKS	12/09/2031	5.275	46,670,000.00	46,651,132.23	46,651,798.70	46,661,132.70
877589745	3130ASHH5	FEDERAL HOME LOAN BANKS	06/28/2027	4.260	25,000,000.00	25,000,000.00	25,000,000.00	24,902,250.00
821809650	3130ALD43	FEDERAL HOME LOAN BANKS	02/24/2031	1.460	25,000,000.00	25,000,000.00	25,000,000.00	20,776,500.00
853951950	3130ARVC2	FEDERAL HOME LOAN BANKS	05/12/2025	3.200	25,000,000.00	25,000,000.00	25,000,000.00	24,918,500.00
1430932218	3130B3ZR7	FEDERAL HOME LOAN BANKS	12/12/2031	5.250	29,750,000.00	29,750,000.00	29,750,000.00	29,775,882.50
870006897	3130ASFD6	FEDERAL HOME LOAN BANKS	06/27/2025	3.500	25,000,000.00	25,000,000.00	25,000,000.00	24,911,750.00
821852235	3130AQYZ0	FEDERAL HOME LOAN BANKS	03/03/2025	2.000	25,000,000.00	25,000,000.00	25,000,000.00	24,946,500.00
1237998929	3130B0PR4	FEDERAL HOME LOAN BANKS	10/02/2028	5.000	25,000,000.00	25,000,000.00	25,000,000.00	24,990,250.00
828331469	3130AR6A4	FEDERAL HOME LOAN BANKS	03/28/2025	2.000	50,000,000.00	50,000,000.00	50,000,000.00	49,814,500.00
869387879	3130ASEK1	FEDERAL HOME LOAN BANKS	06/27/2025	3.335	25,000,000.00	25,000,000.00	25,000,000.00	24,902,500.00
821809149	3130AJSQ3	FEDERAL HOME LOAN BANKS	07/06/2027	1.020	24,185,000.00	24,182,903.27	24,178,953.75	22,367,980.95
821810799	3130AQJW4	FEDERAL HOME LOAN BANKS	01/27/2027	1.520	50,000,000.00	50,000,000.00	50,000,000.00	47,388,000.00
821809562	3130APWC5	FEDERAL HOME LOAN BANKS	11/23/2026	1.375	25,000,000.00	25,000,000.00	25,000,000.00	23,732,500.00
821810784	3130AQF24	FEDERAL HOME LOAN BANKS	12/29/2026	1.400	50,000,000.00	50,000,000.00	50,000,000.00	47,345,500.00
821809534	3130APM25	FEDERAL HOME LOAN BANKS	10/27/2026	1.250	25,000,000.00	25,000,000.00	25,000,000.00	23,745,500.00
821809644	3130AME73	FEDERAL HOME LOAN BANKS	05/18/2028	1.450	25,000,000.00	25,000,000.00	25,000,000.00	22,760,000.00
821810681	3130AKTV8	FEDERAL HOME LOAN BANKS	01/28/2031	1.320	50,000,000.00	50,000,000.00	50,000,000.00	41,275,500.00

LOS ANGELES COUNTY TREASURER  
 TREASURER PORTFOLIO COMPARED TO MARKET VALUE  
 FOR THE PERIOD: JANUARY 1, 2025 TO JANUARY 31, 2025  
 FUND: POOLED SURPLUS INVESTMENTS  
 ATTACHMENT X

Security ID	CUSIP	Description	Final Maturity	Face Rate	PAR	Amortized Cost	Historical Cost	Market Value
821809659	3130AQF32	FEDERAL HOME LOAN BANKS	12/29/2027	1.500	25,000,000.00	25,000,000.00	25,000,000.00	23,073,500.00
859220857	3130ARVY4	FEDERAL HOME LOAN BANKS	05/19/2025	3.350	25,000,000.00	25,000,000.00	25,000,000.00	24,923,250.00
821852239	3130AR2J9	FEDERAL HOME LOAN BANKS	03/10/2025	2.000	25,000,000.00	25,000,000.00	25,000,000.00	24,934,750.00
855441198	3130ARVW8	FEDERAL HOME LOAN BANKS	05/16/2025	3.320	25,000,000.00	25,000,000.00	25,000,000.00	24,923,750.00
835023451	3130ARPM7	FEDERAL HOME LOAN BANKS	04/28/2025	3.020	25,000,000.00	24,999,706.02	24,996,250.00	24,917,250.00
851779930	3130ARVU2	FEDERAL HOME LOAN BANKS	05/09/2025	3.300	25,000,000.00	25,000,000.00	25,000,000.00	24,927,500.00
836624936	3130ARF63	FEDERAL HOME LOAN BANKS	04/11/2025	2.300	25,000,000.00	25,000,000.00	25,000,000.00	24,898,000.00
821809166	3130AQB44	FEDERAL HOME LOAN BANKS	12/14/2029	1.800	25,000,000.00	25,000,000.00	25,000,000.00	22,054,750.00
821810683	3130AQKV4	FEDERAL HOME LOAN BANKS	01/27/2027	1.625	25,000,000.00	25,000,000.00	25,000,000.00	23,743,750.00
821809558	3130AKPK6	FEDERAL HOME LOAN BANKS	01/27/2032	1.370	25,000,000.00	25,000,000.00	25,000,000.00	19,936,250.00
843475066	3130ARPK1	FEDERAL HOME LOAN BANKS	04/25/2025	3.000	25,000,000.00	25,000,000.00	25,000,000.00	24,918,500.00
821852237	3130AQXK4	FEDERAL HOME LOAN BANKS	03/07/2025	1.740	25,000,000.00	25,000,000.00	25,000,000.00	24,933,500.00
826608940	3130ARCG4	FEDERAL HOME LOAN BANKS	03/24/2025	2.040	25,000,000.00	25,000,000.00	25,000,000.00	24,916,750.00
1349188571	3130B2E27	FEDERAL HOME LOAN BANKS	08/28/2031	5.150	50,000,000.00	50,000,000.00	50,000,000.00	49,997,500.00
821810696	3130AKTZ9	FEDERAL HOME LOAN BANKS	02/03/2031	1.320	50,000,000.00	50,000,000.00	50,000,000.00	41,257,000.00
821809601	3130AQHZ9	FEDERAL HOME LOAN BANKS	01/25/2027	1.540	25,000,000.00	25,000,000.00	25,000,000.00	23,707,000.00
811657280	3130AR2Q3	FEDERAL HOME LOAN BANKS	03/07/2025	2.010	25,000,000.00	25,000,000.00	25,000,000.00	24,939,500.00
821809953	3130AJV48	FEDERAL HOME LOAN BANKS	07/28/2027	0.770	50,000,000.00	50,000,000.00	50,000,000.00	45,861,000.00
821810734	3130AKYE0	FEDERAL HOME LOAN BANKS	02/24/2031	1.250	50,000,000.00	50,000,000.00	50,000,000.00	40,999,500.00
1327267068	3130B26C4	FEDERAL HOME LOAN BANKS	08/13/2031	5.420	25,000,000.00	25,000,000.00	25,000,000.00	25,024,500.00
870006889	3130ASFH7	FEDERAL HOME LOAN BANKS	06/27/2025	3.500	25,000,000.00	25,000,000.00	25,000,000.00	24,911,750.00
821810706	3130AKNQ5	FEDERAL HOME LOAN BANKS	01/27/2032	1.340	50,000,000.00	50,000,000.00	50,000,000.00	39,783,500.00
821809640	3130APXY6	FEDERAL HOME LOAN BANKS	12/01/2026	1.420	25,000,000.00	25,000,000.00	25,000,000.00	23,735,750.00
821809199	3130AKJU1	FEDERAL HOME LOAN BANKS	12/30/2027	0.875	22,000,000.00	22,000,000.00	22,000,000.00	19,929,140.00
821809996	3130AM2J0	FEDERAL HOME LOAN BANKS	04/28/2026	1.050	50,000,000.00	50,000,000.00	50,000,000.00	48,085,000.00
821809655	3130AQAY9	FEDERAL HOME LOAN BANKS	12/30/2026	1.500	25,000,000.00	25,000,000.00	25,000,000.00	23,716,250.00
817178483	3130AQXH1	FEDERAL HOME LOAN BANKS	03/03/2025	1.720	25,000,000.00	25,000,000.00	25,000,000.00	24,940,500.00
821809627	3130APVD4	FEDERAL HOME LOAN BANKS	11/23/2027	1.390	25,000,000.00	25,000,000.00	25,000,000.00	23,065,500.00
836624939	3130ARF48	FEDERAL HOME LOAN BANKS	04/11/2025	2.300	25,000,000.00	25,000,000.00	25,000,000.00	24,898,000.00
821809582	3130AHSJ3	FEDERAL HOME LOAN BANKS	12/23/2026	2.090	40,000,000.00	40,000,000.00	40,000,000.00	38,348,800.00
870418077	3130ASGA1	FEDERAL HOME LOAN BANKS	06/27/2025	3.820	25,000,000.00	25,000,000.00	25,000,000.00	24,943,000.00
821809610	3130AQT10	FEDERAL HOME LOAN BANKS	02/28/2025	1.550	25,000,000.00	25,000,000.00	25,000,000.00	24,940,500.00
821108957	3130ARD99	FEDERAL HOME LOAN BANKS	04/04/2025	2.080	25,000,000.00	25,000,000.00	25,000,000.00	24,899,250.00
821809554	3130APVK8	FEDERAL HOME LOAN BANKS	11/23/2026	1.300	25,000,000.00	25,000,000.00	25,000,000.00	23,700,000.00
821810420	3130AKJT4	FEDERAL HOME LOAN BANKS	12/30/2030	1.290	19,875,000.00	19,875,000.00	19,875,000.00	16,439,010.00
844868359	3130ARPE5	FEDERAL HOME LOAN BANKS	04/28/2025	3.000	25,000,000.00	25,000,000.00	25,000,000.00	24,915,750.00
821810777	3130AKNV4	FEDERAL HOME LOAN BANKS	01/27/2032	1.350	50,000,000.00	50,000,000.00	50,000,000.00	39,813,500.00
837511314	3130ARRR4	FEDERAL HOME LOAN BANKS	04/28/2025	3.020	25,000,000.00	25,000,000.00	25,000,000.00	24,917,250.00
821810693	3130AQLU5	FEDERAL HOME LOAN BANKS	01/27/2027	1.660	25,000,000.00	25,000,000.00	25,000,000.00	23,760,250.00
821810702	3130AL4N1	FEDERAL HOME LOAN BANKS	02/24/2031	1.320	50,000,000.00	50,000,000.00	50,000,000.00	41,183,500.00
821810028	3130AJJQ3	FEDERAL HOME LOAN BANKS	04/27/2027	1.200	50,000,000.00	50,000,000.00	50,000,000.00	46,726,500.00
877589744	3130ASDV8	FEDERAL HOME LOAN BANKS	06/28/2027	3.300	25,000,000.00	25,000,000.00	25,000,000.00	24,454,250.00
819993801	3130ARBH3	FEDERAL HOME LOAN BANKS	03/28/2025	2.000	50,000,000.00	50,000,000.00	50,000,000.00	49,815,000.00
821810687	3130AQLQ4	FEDERAL HOME LOAN BANKS	01/27/2027	1.650	25,000,000.00	25,000,000.00	25,000,000.00	23,755,500.00
821810000	3130AKB96	FEDERAL HOME LOAN BANKS	10/02/2030	1.080	50,000,000.00	50,000,000.00	50,000,000.00	41,165,500.00
821809567	3130AK3V6	FEDERAL HOME LOAN BANKS	09/30/2030	1.300	39,950,000.00	39,950,000.00	39,950,000.00	33,333,880.50
821810730	3130AKKQ8	FEDERAL HOME LOAN BANKS	12/23/2030	1.250	50,000,000.00	50,000,000.00	50,000,000.00	41,278,500.00
821809694	3130AL4L5	FEDERAL HOME LOAN BANKS	08/24/2029	1.150	25,000,000.00	25,000,000.00	25,000,000.00	21,561,500.00
821810786	3130AKS23	FEDERAL HOME LOAN BANKS	01/27/2033	1.495	50,000,000.00	50,000,000.00	50,000,000.00	38,767,500.00
821809550	3130APYJ8	FEDERAL HOME LOAN BANKS	06/08/2026	1.290	25,000,000.00	25,000,000.00	25,000,000.00	24,032,250.00
839545177	3130ARHC8	FEDERAL HOME LOAN BANKS	04/17/2025	2.600	25,000,000.00	25,000,000.00	25,000,000.00	24,905,500.00
821809972	3130AJRQ4	FEDERAL HOME LOAN BANKS	06/25/2027	1.000	50,000,000.00	50,000,000.00	50,000,000.00	46,273,000.00
1132575155	3130AXQQ4	FEDERAL HOME LOAN BANKS	11/28/2028	5.250	50,000,000.00	50,000,000.00	50,000,000.00	50,086,500.00
821809145	3130AQ3P6	FEDERAL HOME LOAN BANKS	12/08/2031	2.080	24,000,000.00	24,000,000.00	24,000,000.00	20,336,160.00
821809636	3130APX26	FEDERAL HOME LOAN BANKS	12/01/2026	1.400	25,000,000.00	25,000,000.00	25,000,000.00	23,727,000.00
840297222	3130ARE56	FEDERAL HOME LOAN BANKS	04/04/2025	2.210	25,000,000.00	25,000,000.00	25,000,000.00	24,904,750.00
1441950970	313385DH6	FEDERAL HOME LOAN BANKS	03/21/2025	0.000	50,000,000.00	49,716,733.33	49,462,973.61	49,708,500.00
1470798343	313385GF7	FEDERAL HOME LOAN BANKS	05/30/2025	0.000	50,000,000.00	49,312,977.78	49,307,155.56	49,301,000.00
1465411456	313385EA0	FEDERAL HOME LOAN BANKS	04/07/2025	0.000	50,000,000.00	49,621,284.72	49,563,020.83	49,608,500.00
1418714998	313385CW4	FEDERAL HOME LOAN BANKS	03/10/2025	0.000	30,000,000.00	29,864,950.00	29,602,150.00	29,863,500.00
1440021924	313385DF0	FEDERAL HOME LOAN BANKS	03/19/2025	0.000	50,000,000.00	49,728,472.22	49,462,847.22	49,720,000.00
1469416629	313385E25	FEDERAL HOME LOAN BANKS	04/30/2025	0.000	50,000,000.00	49,487,155.55	49,469,672.22	49,474,000.00
1448405763	313385CR5	FEDERAL HOME LOAN BANKS	03/05/2025	0.000	50,000,000.00	49,813,111.11	49,620,381.94	49,801,500.00
1417163612	313385CB0	FEDERAL HOME LOAN BANKS	02/19/2025	0.000	50,000,000.00	49,889,750.00	49,442,625.00	49,883,500.00
1455460822	313385FG6	FEDERAL HOME LOAN BANKS	05/07/2025	0.000	50,000,000.00	49,446,097.22	49,306,163.89	49,435,000.00
1449506071	313385EQ5	FEDERAL HOME LOAN BANKS	04/21/2025	0.000	50,000,000.00	49,543,006.94	49,357,895.83	49,526,500.00
1441950972	313385DD5	FEDERAL HOME LOAN BANKS	03/17/2025	0.000	50,000,000.00	49,741,805.56	49,483,611.11	49,731,500.00
1464321069	313385ES1	FEDERAL HOME LOAN BANKS	04/23/2025	0.000	50,000,000.00	49,526,037.50	49,467,523.61	49,514,500.00
1434168055	313385CY0	FEDERAL HOME LOAN BANKS	03/12/2025	0.000	50,000,000.00	49,767,083.33	49,456,527.78	49,761,000.00
1456979759	313385DA1	FEDERAL HOME LOAN BANKS	03/14/2025	0.000	50,000,000.00	49,761,118.05	49,627,111.11	49,749,000.00
1457662728	313385E25	FEDERAL HOME LOAN BANKS	04/30/2025	0.000	50,000,000.00	49,488,500.00	49,360,625.00	49,474,000.00
1435030258	313385CD6	FEDERAL HOME LOAN BANKS	02/21/2025	0.000	50,000,000.00	49,881,666.67	49,574,000.00	49,871,500.00
1452156960	313385DX1	FEDERAL HOME LOAN BANKS	04/04/2025	0.000	50,000,000.00	49,636,869.45	49,467,018.06	49,626,000.00
1469416631	313385E25	FEDERAL HOME LOAN BANKS	04/30/2025	0.000	50,000,000.00	49,487,155.55	49,469,672.22	49,474,000.00
1413030637	313385BW5	FEDERAL HOME LOAN BANKS	02/14/2025	0.000	50,000,000.00	49,920,718.06	49,445,026.39	49,912,500.00
1462061922	313385EQ5	FEDERAL HOME LOAN BANKS	04/21/2025	0.000	50,000,000.00	49,539,825.00	49,452,450.00	49,526,500.00
1441950974	313385DD5	FEDERAL HOME LOAN BANKS	03/17/2025	0.000	50,000,000.00	49,741,805.56	49,483,611.11	49,731,500.00
1455460826	313385DQ6	FEDERAL HOME LOAN BANKS	03/28/2025	0.000	50,000,000.00	49,680,694.45	49,535,555.56	49,667,500.00
1449506075	313385EQ5	FEDERAL HOME LOAN BANKS	04/21/2025	0.000	50,000,000.00	49,543,006.94	49,357,895.83	49,526,500.00
1459582617	313385DV5	FEDERAL HOME LOAN BANKS	04/02/2025	0.000	50,000,000.00	49,650,416.67	49,545,541.67	49,637,500.00
1465411450	313385EA0	FEDERAL HOME LOAN BANKS	04/07/2025	0.000	50,000,000.00	49,621,284.72	49,563,020.83	49,608,500.00
1470798350	313385GF7	FEDERAL HOME LOAN BANKS	05/30/2025	0.000	50,000,000.00	49,312,977.78	49,307,155.56	49,301,000.00
1418714991	313385CD6	FEDERAL HOME LOAN BANKS	02/21/2025	0.000	50,000,000.00	49,877,027.78	49,440,476.39	49,871,500.00
1444194161	313385CR5	FEDERAL HOME LOAN BANKS	03/05/2025	0.000	50,000,000.00	49,812,666.67	49,578,500.00	49,801,500.00
1445666988	313385DQ6	FEDERAL HOME LOAN BANKS	03/28/2025	0.000	45,000,000.00	44,710,562.50	44,521,112.50	44,700,750.00
1456979756	313385FJ0	FEDERAL HOME LOAN BANKS	05/09/2025	0.000	50,000,000.00	49,435,244.45	49,307,155.56	49,423,000.00

LOS ANGELES COUNTY TREASURER  
 TREASURER PORTFOLIO COMPARED TO MARKET VALUE  
 FOR THE PERIOD: JANUARY 1, 2025 TO JANUARY 31, 2025  
 FUND: POOLED SURPLUS INVESTMENTS  
 ATTACHMENT X

Security ID	CUSIP	Description	Final Maturity	Face Rate	PAR	Amortized Cost	Historical Cost	Market Value
1418714995	313385CD6	FEDERAL HOME LOAN BANKS	02/21/2025	0.000	50,000,000.00	49,877,027.78	49,440,476.39	49,871,500.00
1436788383	313385CC8	FEDERAL HOME LOAN BANKS	02/20/2025	0.000	19,104,000.00	19,061,148.67	18,948,382.00	19,057,195.20
1447478249	313385BU9	FEDERAL HOME LOAN BANKS	02/12/2025	0.000	50,000,000.00	49,935,451.39	49,724,201.39	49,924,000.00
1456151500	313385EZ5	FEDERAL HOME LOAN BANKS	04/30/2025	0.000	50,000,000.00	49,490,333.33	49,351,333.33	49,474,000.00
1459582623	313385EK8	FEDERAL HOME LOAN BANKS	04/16/2025	0.000	50,000,000.00	49,566,277.78	49,466,638.89	49,555,500.00
1434168068	313385CL8	FEDERAL HOME LOAN BANKS	02/28/2025	0.000	50,000,000.00	49,839,875.00	49,525,555.56	49,831,000.00
1447478262	313385BU9	FEDERAL HOME LOAN BANKS	02/12/2025	0.000	50,000,000.00	49,935,451.39	49,724,201.39	49,924,000.00
1452156955	313385DX1	FEDERAL HOME LOAN BANKS	04/04/2025	0.000	50,000,000.00	49,636,869.45	49,467,018.06	49,626,000.00
1471637049	313385BK1	FEDERAL HOME LOAN BANKS	02/03/2025	0.000	30,000,000.00	29,993,033.33	29,989,550.00	29,985,900.00
1432940644	313385CL8	FEDERAL HOME LOAN BANKS	02/28/2025	0.000	50,000,000.00	49,839,875.00	49,519,625.00	49,831,000.00
1459582625	313385EK8	FEDERAL HOME LOAN BANKS	04/16/2025	0.000	50,000,000.00	49,566,277.78	49,466,638.89	49,555,500.00
1470798341	313385FB7	FEDERAL HOME LOAN BANKS	05/02/2025	0.000	50,000,000.00	49,475,500.00	49,469,672.22	49,464,000.00
1453790539	313385BL9	FEDERAL HOME LOAN BANKS	02/04/2025	0.000	36,506,000.00	36,493,116.42	36,368,575.19	36,484,826.52
1444194163	313385CR5	FEDERAL HOME LOAN BANKS	03/05/2025	0.000	50,000,000.00	49,812,666.67	49,578,500.00	49,801,500.00
1445666982	313385DQ6	FEDERAL HOME LOAN BANKS	03/28/2025	0.000	50,000,000.00	49,678,402.78	49,467,902.78	49,667,500.00
1462061927	313385FR2	FEDERAL HOME LOAN BANKS	05/16/2025	0.000	50,000,000.00	49,394,055.55	49,306,659.72	49,382,500.00
1431864889	313385CL8	FEDERAL HOME LOAN BANKS	02/28/2025	0.000	50,000,000.00	49,839,875.00	49,500,666.67	49,831,000.00
1413030632	313385BW5	FEDERAL HOME LOAN BANKS	02/14/2025	0.000	50,000,000.00	49,920,718.06	49,445,026.39	49,912,500.00
1469416628	313385EZ5	FEDERAL HOME LOAN BANKS	04/30/2025	0.000	50,000,000.00	49,487,155.55	49,469,672.22	49,474,000.00
1438123155	313385CC8	FEDERAL HOME LOAN BANKS	02/20/2025	0.000	50,000,000.00	49,887,847.22	49,610,416.67	49,877,500.00
1455460823	313385DQ6	FEDERAL HOME LOAN BANKS	03/28/2025	0.000	50,000,000.00	49,680,694.45	49,535,555.56	49,667,500.00
1452156963	313385DX1	FEDERAL HOME LOAN BANKS	04/04/2025	0.000	50,000,000.00	49,636,869.45	49,467,018.06	49,626,000.00
1441950971	313385DH6	FEDERAL HOME LOAN BANKS	03/21/2025	0.000	50,000,000.00	49,716,733.33	49,462,973.61	49,708,500.00
1417163609	313385CB0	FEDERAL HOME LOAN BANKS	02/19/2025	0.000	50,000,000.00	49,889,750.00	49,442,625.00	49,883,500.00
1435815842	313385CR5	FEDERAL HOME LOAN BANKS	03/05/2025	0.000	50,000,000.00	49,810,888.89	49,509,493.06	49,801,500.00
1413030634	313385BW5	FEDERAL HOME LOAN BANKS	02/14/2025	0.000	50,000,000.00	49,920,718.06	49,445,026.39	49,912,500.00
1466074725	313385FY7	FEDERAL HOME LOAN BANKS	05/23/2025	0.000	50,000,000.00	49,351,729.16	49,305,006.94	49,341,500.00
1413030636	313385BW5	FEDERAL HOME LOAN BANKS	02/14/2025	0.000	50,000,000.00	49,920,718.06	49,445,026.39	49,912,500.00
1444194158	313385CR5	FEDERAL HOME LOAN BANKS	03/05/2025	0.000	50,000,000.00	49,812,666.67	49,578,500.00	49,801,500.00
1469416632	313385EQ5	FEDERAL HOME LOAN BANKS	04/21/2025	0.000	50,000,000.00	49,540,263.89	49,516,986.11	49,526,500.00
1470798346	313385FB7	FEDERAL HOME LOAN BANKS	05/02/2025	0.000	50,000,000.00	49,475,500.00	49,469,672.22	49,464,000.00
1432940652	313385CL8	FEDERAL HOME LOAN BANKS	02/28/2025	0.000	50,000,000.00	49,839,875.00	49,519,625.00	49,831,000.00
1431864852	313385CL8	FEDERAL HOME LOAN BANKS	02/28/2025	0.000	50,000,000.00	49,839,875.00	49,500,666.67	49,831,000.00
1454685629	313385EZ5	FEDERAL HOME LOAN BANKS	04/30/2025	0.000	50,000,000.00	49,490,333.33	49,339,750.00	49,474,000.00
1434168063	313385CL8	FEDERAL HOME LOAN BANKS	02/28/2025	0.000	50,000,000.00	49,839,875.00	49,525,555.56	49,831,000.00
1419307836	313385CA2	FEDERAL HOME LOAN BANKS	02/18/2025	0.000	50,000,000.00	49,896,111.11	49,462,222.22	49,889,000.00
1445666974	313385CT1	FEDERAL HOME LOAN BANKS	03/07/2025	0.000	50,000,000.00	49,800,250.00	49,582,875.00	49,790,000.00
1469978990	313385FE1	FEDERAL HOME LOAN BANKS	05/05/2025	0.000	50,000,000.00	49,460,083.34	49,442,666.67	49,446,500.00
1434168050	313385CY0	FEDERAL HOME LOAN BANKS	03/12/2025	0.000	50,000,000.00	49,767,083.33	49,456,527.78	49,761,000.00
1469416636	313385EZ5	FEDERAL HOME LOAN BANKS	04/30/2025	0.000	50,000,000.00	49,487,155.55	49,469,672.22	49,474,000.00
1456979757	313385FJ0	FEDERAL HOME LOAN BANKS	05/09/2025	0.000	50,000,000.00	49,435,244.45	49,307,155.56	49,423,000.00
1462061931	313385EQ5	FEDERAL HOME LOAN BANKS	04/21/2025	0.000	50,000,000.00	49,539,825.00	49,452,450.00	49,526,500.00
1452156943	313385DX1	FEDERAL HOME LOAN BANKS	04/04/2025	0.000	50,000,000.00	49,636,869.45	49,467,018.06	49,626,000.00
1469416623	313385EQ5	FEDERAL HOME LOAN BANKS	04/21/2025	0.000	50,000,000.00	49,540,263.89	49,516,986.11	49,526,500.00
1471637052	313385BK1	FEDERAL HOME LOAN BANKS	02/03/2025	0.000	50,000,000.00	49,988,388.89	49,982,583.33	49,976,500.00
1430927507	313385CD6	FEDERAL HOME LOAN BANKS	02/21/2025	0.000	50,000,000.00	49,879,583.33	49,530,375.00	49,871,500.00
1469978992	313385FE1	FEDERAL HOME LOAN BANKS	05/05/2025	0.000	50,000,000.00	49,460,083.34	49,442,666.67	49,446,500.00
1464321068	313385ES1	FEDERAL HOME LOAN BANKS	04/23/2025	0.000	50,000,000.00	49,526,037.50	49,467,523.61	49,514,500.00
1449506069	313385FB7	FEDERAL HOME LOAN BANKS	05/02/2025	0.000	50,000,000.00	49,480,000.00	49,295,111.11	49,464,000.00
1457662721	313385EZ5	FEDERAL HOME LOAN BANKS	04/30/2025	0.000	50,000,000.00	49,488,500.00	49,360,625.00	49,474,000.00
1466690582	313385DV5	FEDERAL HOME LOAN BANKS	04/02/2025	0.000	50,000,000.00	49,649,583.33	49,602,861.11	49,637,500.00
1444194164	313385CR5	FEDERAL HOME LOAN BANKS	03/05/2025	0.000	3,825,000.00	3,810,669.00	3,792,755.25	3,809,814.75
1456151501	313385EZ5	FEDERAL HOME LOAN BANKS	04/30/2025	0.000	50,000,000.00	49,490,333.33	49,351,333.33	49,474,000.00
1445666978	313385DQ6	FEDERAL HOME LOAN BANKS	03/28/2025	0.000	50,000,000.00	49,678,402.78	49,467,902.78	49,667,500.00
1435815839	313385DA1	FEDERAL HOME LOAN BANKS	03/14/2025	0.000	50,000,000.00	49,758,100.00	49,463,100.00	49,749,000.00
1434168052	313385CA2	FEDERAL HOME LOAN BANKS	02/18/2025	0.000	50,000,000.00	49,898,472.22	49,581,944.44	49,889,000.00
1449506067	313385FB7	FEDERAL HOME LOAN BANKS	05/02/2025	0.000	50,000,000.00	49,480,000.00	49,295,111.11	49,464,000.00
838488793	3130ARKC4	FEDERAL HOME LOAN BANKS	04/14/2025	2.840	25,000,000.00	25,000,000.00	25,000,000.00	24,919,750.00
874729125	3134GXZ5	FEDERAL HOME LOAN MORTGAGE CORP	06/27/2025	4.000	25,000,000.00	25,000,000.00	25,000,000.00	24,955,500.00
904121726	3134GXW42	FEDERAL HOME LOAN MORTGAGE CORP	09/15/2025	4.000	25,000,000.00	25,000,000.00	25,000,000.00	24,939,775.00
1105717474	3134H1DX8	FEDERAL HOME LOAN MORTGAGE CORP	03/25/2027	5.500	50,000,000.00	50,000,000.00	50,000,000.00	50,035,500.00
821809094	3134GW2S4	FEDERAL HOME LOAN MORTGAGE CORP	08/27/2030	1.200	25,000,000.00	25,000,000.00	25,000,000.00	20,913,250.00
1087607704	3134H1AU7	FEDERAL HOME LOAN MORTGAGE CORP	08/29/2028	5.300	50,000,000.00	50,000,000.00	50,000,000.00	50,098,500.00
821810557	3134GW4D5	FEDERAL HOME LOAN MORTGAGE CORP	10/28/2030	1.310	50,000,000.00	50,000,000.00	50,000,000.00	41,924,500.00
821809107	3134GWYY6	FEDERAL HOME LOAN MORTGAGE CORP	10/22/2030	1.260	25,000,000.00	24,995,709.86	24,992,500.00	20,910,500.00
886107584	3134GXG99	FEDERAL HOME LOAN MORTGAGE CORP	07/25/2025	3.650	25,000,000.00	25,000,000.00	25,000,000.00	24,924,250.00
821809206	3134GW6R2	FEDERAL HOME LOAN MORTGAGE CORP	11/05/2032	1.500	50,000,000.00	50,000,000.00	50,000,000.00	39,456,500.00
1183717788	3134H1PV9	FEDERAL HOME LOAN MORTGAGE CORP	01/22/2029	5.160	25,000,000.00	25,000,000.00	25,000,000.00	25,046,250.00
821809092	3134GWQS8	FEDERAL HOME LOAN MORTGAGE CORP	08/24/2029	1.150	25,000,000.00	25,000,000.00	25,000,000.00	21,594,000.00
821809021	3134GW3A2	FEDERAL HOME LOAN MORTGAGE CORP	09/09/2030	1.200	25,000,000.00	25,000,000.00	25,000,000.00	20,890,750.00
821810299	3134GWQ74	FEDERAL HOME LOAN MORTGAGE CORP	09/28/2030	1.330	50,000,000.00	50,000,000.00	50,000,000.00	42,039,000.00
821810327	3134GXFT6	FEDERAL HOME LOAN MORTGAGE CORP	12/16/2031	1.330	50,000,000.00	50,000,000.00	50,000,000.00	40,054,500.00
821810742	3134GWW51	FEDERAL HOME LOAN MORTGAGE CORP	10/08/2030	1.240	50,000,000.00	50,000,000.00	50,000,000.00	41,773,000.00
821809464	3134GXBM5	FEDERAL HOME LOAN MORTGAGE CORP	11/12/2025	0.600	31,739,000.00	31,739,000.00	31,739,000.00	30,840,786.30
1239587453	3134H1ZJ5	FEDERAL HOME LOAN MORTGAGE CORP	04/04/2029	5.360	50,000,000.00	50,000,000.00	50,000,000.00	49,944,500.00
821809548	3134GVRW0	FEDERAL HOME LOAN MORTGAGE CORP	05/27/2025	0.750	50,000,000.00	50,000,000.00	50,000,000.00	49,419,000.00
821810766	3134GWYY6	FEDERAL HOME LOAN MORTGAGE CORP	10/22/2030	1.260	50,000,000.00	49,991,419.79	49,985,000.00	41,821,000.00
821809559	3134GXCS1	FEDERAL HOME LOAN MORTGAGE CORP	11/25/2025	0.625	50,000,000.00	50,000,000.00	50,121,500.00	48,581,500.00
1290537030	3134H12C6	FEDERAL HOME LOAN MORTGAGE CORP	06/27/2029	5.540	50,000,000.00	50,000,000.00	50,000,000.00	50,074,500.00
821809027	3134GW896	FEDERAL HOME LOAN MORTGAGE CORP	09/09/2030	1.250	25,000,000.00	25,000,000.00	25,000,000.00	20,952,000.00
821810596	3134GW6Q4	FEDERAL HOME LOAN MORTGAGE CORP	11/12/2030	1.310	50,000,000.00	50,000,000.00	50,000,000.00	41,829,000.00
1211002764	3134H1VJ9	FEDERAL HOME LOAN MORTGAGE CORP	03/06/2029	5.510	25,000,000.00	25,000,000.00	25,000,000.00	24,991,500.00
1400333398	3134HAWM1	FEDERAL HOME LOAN MORTGAGE CORP	11/14/2031	5.060	50,000,000.00	50,000,000.00	50,000,000.00	50,117,500.00
821810333	3134GXFS8	FEDERAL HOME LOAN MORTGAGE CORP	12/09/2031	1.330	50,000,000.00	50,000,000.00	50,000,000.00	40,079,500.00
1246450839	3134H1D42	FEDERAL HOME LOAN MORTGAGE CORP	04/23/2029	5.600	50,000,000.00	50,000,000.00	50,000,000.00	50,052,

LOS ANGELES COUNTY TREASURER  
 TREASURER PORTFOLIO COMPARED TO MARKET VALUE  
 FOR THE PERIOD: JANUARY 1, 2025 TO JANUARY 31, 2025  
 FUND: POOLED SURPLUS INVESTMENTS  
 ATTACHMENT X

Security ID	CUSIP	Description	Final Maturity	Face Rate	PAR	Amortized Cost	Historical Cost	Market Value
1185074076	3134H1PT4	FEDERAL HOME LOAN MORTGAGE CORP	01/22/2029	5.150	25,000,000.00	25,000,000.00	25,000,000.00	25,013,250.00
821809598	3134GWD41	FEDERAL HOME LOAN MORTGAGE CORP	07/29/2027	1.000	50,000,000.00	50,000,000.00	50,000,000.00	46,084,000.00
1231484714	3134H1YL1	FEDERAL HOME LOAN MORTGAGE CORP	03/27/2028	5.280	50,000,000.00	50,000,000.00	50,000,000.00	49,969,000.00
821809114	3137EAE00	FEDERAL HOME LOAN MORTGAGE CORP	02/12/2025	1.500	25,000,000.00	24,999,883.97	24,980,750.00	24,972,250.00
821810804	3134GWUN4	FEDERAL HOME LOAN MORTGAGE CORP	09/30/2030	1.240	50,000,000.00	50,000,000.00	50,000,000.00	41,802,500.00
1259362962	3134H1P31	FEDERAL HOME LOAN MORTGAGE CORP	05/21/2029	5.770	50,000,000.00	50,000,000.00	50,000,000.00	50,146,500.00
821809030	3134GWRG3	FEDERAL HOME LOAN MORTGAGE CORP	09/03/2030	1.260	25,000,000.00	25,000,000.00	25,000,000.00	20,975,250.00
821810292	3134GXEK6	FEDERAL HOME LOAN MORTGAGE CORP	11/25/2031	1.320	50,000,000.00	50,000,000.00	50,000,000.00	40,100,000.00
1208388477	3134H1UR2	FEDERAL HOME LOAN MORTGAGE CORP	02/28/2029	5.500	25,000,000.00	25,000,000.00	25,000,000.00	24,973,750.00
821809639	3134GWS20	FEDERAL HOME LOAN MORTGAGE CORP	09/28/2028	1.000	50,000,000.00	50,000,000.00	50,000,000.00	44,200,000.00
821810580	3134GW4K9	FEDERAL HOME LOAN MORTGAGE CORP	10/28/2030	1.310	50,000,000.00	50,000,000.00	50,000,000.00	41,924,500.00
1182264645	3134H1PQ0	FEDERAL HOME LOAN MORTGAGE CORP	01/29/2029	5.125	25,000,000.00	25,000,000.00	25,000,000.00	24,995,500.00
821810750	3134GWUA2	FEDERAL HOME LOAN MORTGAGE CORP	09/30/2030	1.250	50,000,000.00	50,000,000.00	50,000,000.00	41,827,000.00
868541001	3134GXXS8	FEDERAL HOME LOAN MORTGAGE CORP	06/27/2025	3.250	25,000,000.00	25,000,000.00	25,000,000.00	24,881,250.00
821809211	3134GVG44	FEDERAL HOME LOAN MORTGAGE CORP	12/09/2025	0.500	50,000,000.00	50,000,000.00	50,000,000.00	48,433,000.00
821809090	3134GWJA5	FEDERAL HOME LOAN MORTGAGE CORP	02/12/2029	1.100	25,000,000.00	25,000,000.00	25,000,000.00	21,935,250.00
1211002691	3134H1VH3	FEDERAL HOME LOAN MORTGAGE CORP	03/06/2029	5.500	25,000,000.00	25,000,000.00	25,000,000.00	24,989,250.00
821810509	3134GWZ22	FEDERAL HOME LOAN MORTGAGE CORP	10/28/2030	1.300	50,000,000.00	50,000,000.00	50,000,000.00	41,899,500.00
821809553	3134GXCS1	FEDERAL HOME LOAN MORTGAGE CORP	11/25/2025	0.625	50,000,000.00	50,000,000.00	50,121,500.00	48,581,500.00
907051191	3134GXYS2	FEDERAL HOME LOAN MORTGAGE CORP	09/19/2025	4.050	25,000,000.00	25,000,000.00	25,000,000.00	24,952,250.00
821810772	3134GWZ74	FEDERAL HOME LOAN MORTGAGE CORP	10/21/2030	1.270	50,000,000.00	50,000,000.00	50,000,000.00	41,849,500.00
878006740	3134GXZV9	FEDERAL HOME LOAN MORTGAGE CORP	06/27/2025	4.000	25,000,000.00	25,000,000.00	25,000,000.00	24,955,500.00
821810281	3134GXEC4	FEDERAL HOME LOAN MORTGAGE CORP	11/25/2031	1.320	50,000,000.00	50,000,000.00	50,000,000.00	40,100,000.00
821809635	3134GWS20	FEDERAL HOME LOAN MORTGAGE CORP	09/28/2028	1.000	50,000,000.00	50,000,000.00	50,000,000.00	44,200,000.00
821810703	3134GXKC7	FEDERAL HOME LOAN MORTGAGE CORP	01/06/2031	1.150	50,000,000.00	50,000,000.00	50,000,000.00	40,920,500.00
821809088	3134GVX78	FEDERAL HOME LOAN MORTGAGE CORP	06/28/2027	1.000	25,000,000.00	24,999,914.29	24,998,750.00	23,105,750.00
821810746	3134GWTM8	FEDERAL HOME LOAN MORTGAGE CORP	09/30/2030	1.250	50,000,000.00	50,000,000.00	50,000,000.00	41,827,000.00
821809605	3134GVQR2	FEDERAL HOME LOAN MORTGAGE CORP	05/04/2027	1.050	50,000,000.00	50,000,000.00	50,000,000.00	46,490,000.00
821809108	3134GWC79	FEDERAL HOME LOAN MORTGAGE CORP	09/17/2030	1.280	25,000,000.00	25,000,000.00	25,000,000.00	20,974,250.00
821810457	3134GXEQ3	FEDERAL HOME LOAN MORTGAGE CORP	11/26/2032	1.490	50,000,000.00	50,000,000.00	50,000,000.00	39,357,500.00
821809093	3134GWQA7	FEDERAL HOME LOAN MORTGAGE CORP	08/20/2029	1.100	25,000,000.00	25,000,000.00	25,000,000.00	21,550,750.00
1241572235	3134H1ZP1	FEDERAL HOME LOAN MORTGAGE CORP	04/04/2029	5.430	50,000,000.00	50,000,000.00	50,000,000.00	49,970,500.00
821810698	3134GVUQ9	FEDERAL HOME LOAN MORTGAGE CORP	05/27/2027	1.070	50,000,000.00	50,000,000.00	50,000,000.00	46,417,000.00
821810059	3134GXBM5	FEDERAL HOME LOAN MORTGAGE CORP	11/12/2025	0.600	50,000,000.00	50,000,000.00	50,000,000.00	48,585,000.00
821809648	3134GWSX5	FEDERAL HOME LOAN MORTGAGE CORP	09/23/2030	1.250	50,000,000.00	50,000,000.00	50,000,000.00	41,852,500.00
821810414	3134GW6Y7	FEDERAL HOME LOAN MORTGAGE CORP	11/17/2031	1.410	50,000,000.00	50,000,000.00	50,000,000.00	40,387,500.00
1071596096	3134GY6Y3	FEDERAL HOME LOAN MORTGAGE CORP	07/26/2028	5.050	50,000,000.00	49,721,577.22	49,600,000.00	50,011,000.00
1403344801	3134HAW58	FEDERAL HOME LOAN MORTGAGE CORP	11/18/2031	5.200	50,000,000.00	50,000,000.00	50,000,000.00	50,053,000.00
9041217725	3134GXW26	FEDERAL HOME LOAN MORTGAGE CORP	09/12/2025	4.000	25,000,000.00	25,000,000.00	25,000,000.00	24,951,750.00
821810076	3134GVVJ4	FEDERAL HOME LOAN MORTGAGE CORP	05/27/2025	0.730	50,000,000.00	50,000,000.00	50,000,000.00	49,416,000.00
821810771	3134GWZ66	FEDERAL HOME LOAN MORTGAGE CORP	10/22/2030	1.270	50,000,000.00	50,000,000.00	50,000,000.00	41,846,000.00
1290537029	3134H1Z97	FEDERAL HOME LOAN MORTGAGE CORP	06/27/2029	5.530	50,000,000.00	50,000,000.00	50,000,000.00	50,071,000.00
821809661	3134GVMU9	FEDERAL HOME LOAN MORTGAGE CORP	04/28/2026	1.000	50,000,000.00	50,000,000.00	50,000,000.00	48,011,500.00
821810756	3134GWXP6	FEDERAL HOME LOAN MORTGAGE CORP	10/15/2030	1.250	50,000,000.00	50,000,000.00	50,000,000.00	41,772,500.00
821809063	3134GWAJ5	FEDERAL HOME LOAN MORTGAGE CORP	07/22/2026	0.830	25,000,000.00	25,000,000.00	25,000,000.00	23,778,750.00
821809091	3134GWQY5	FEDERAL HOME LOAN MORTGAGE CORP	08/25/2028	1.070	25,000,000.00	25,000,000.00	25,000,000.00	22,228,000.00
821810517	3134GW3N4	FEDERAL HOME LOAN MORTGAGE CORP	10/28/2030	1.300	50,000,000.00	50,000,000.00	50,000,000.00	41,899,500.00
1389644050	3134HATJ2	FEDERAL HOME LOAN MORTGAGE CORP	11/06/2031	5.020	50,000,000.00	50,000,000.00	50,000,000.00	49,953,000.00
1196593160	3134H1RX3	FEDERAL HOME LOAN MORTGAGE CORP	02/21/2029	5.250	25,000,000.00	25,000,000.00	25,000,000.00	24,960,750.00
821810347	3134GXAT1	FEDERAL HOME LOAN MORTGAGE CORP	11/26/2030	1.360	50,000,000.00	50,000,000.00	50,000,000.00	41,906,000.00
1232433697	3134H1YP2	FEDERAL HOME LOAN MORTGAGE CORP	03/27/2028	5.250	50,000,000.00	50,000,000.00	50,000,000.00	49,959,500.00
821809026	3134GWD45	FEDERAL HOME LOAN MORTGAGE CORP	09/16/2030	1.250	25,000,000.00	25,000,000.00	25,000,000.00	20,939,250.00
821810063	3134GV2C1	FEDERAL HOME LOAN MORTGAGE CORP	06/23/2025	0.710	50,000,000.00	50,000,000.00	50,000,000.00	49,279,500.00
903285065	3134GXU44	FEDERAL HOME LOAN MORTGAGE CORP	09/07/2027	4.050	25,000,000.00	25,000,000.00	25,000,000.00	24,772,750.00
821809112	3134GWF68	FEDERAL HOME LOAN MORTGAGE CORP	09/17/2030	1.320	25,000,000.00	25,000,000.00	25,000,000.00	21,023,500.00
892077158	3134GXL77	FEDERAL HOME LOAN MORTGAGE CORP	07/28/2025	3.500	25,000,000.00	25,000,000.00	25,000,000.00	24,900,500.00
871902296	3134GXZV9	FEDERAL HOME LOAN MORTGAGE CORP	06/27/2025	4.000	25,000,000.00	25,000,000.00	25,000,000.00	24,955,500.00
821809631	3134GXCS1	FEDERAL HOME LOAN MORTGAGE CORP	11/25/2025	0.625	50,000,000.00	50,000,000.00	50,121,500.00	48,581,500.00
821810765	3134GWY77	FEDERAL HOME LOAN MORTGAGE CORP	10/15/2030	1.260	50,000,000.00	50,000,000.00	50,000,000.00	41,797,500.00
1365011209	3134HALW1	FEDERAL HOME LOAN MORTGAGE CORP	09/17/2029	4.700	50,000,000.00	50,000,000.00	50,000,000.00	49,954,000.00
821809209	3134GXAK0	FEDERAL HOME LOAN MORTGAGE CORP	08/09/2032	1.500	50,000,000.00	50,000,000.00	50,000,000.00	39,788,500.00
821809543	3134GVRV2	FEDERAL HOME LOAN MORTGAGE CORP	05/27/2025	0.750	50,000,000.00	50,000,000.00	50,000,000.00	49,419,000.00
1201525602	3134H1SU8	FEDERAL HOME LOAN MORTGAGE CORP	02/28/2029	5.400	25,000,000.00	25,000,000.00	25,000,000.00	24,961,000.00
821809532	3134GV5B0	FEDERAL HOME LOAN MORTGAGE CORP	07/09/2025	0.730	50,000,000.00	50,000,000.00	50,000,000.00	49,214,500.00
1455466555	3134HA2E2	FEDERAL HOME LOAN MORTGAGE CORP	01/29/2032	5.260	50,000,000.00	50,000,000.00	50,000,000.00	49,962,000.00
899279676	3134GXS21	FEDERAL HOME LOAN MORTGAGE CORP	08/25/2025	3.800	25,000,000.00	25,000,000.00	25,000,000.00	24,926,750.00
821810541	3134GW4S2	FEDERAL HOME LOAN MORTGAGE CORP	10/28/2030	1.300	50,000,000.00	50,000,000.00	50,000,000.00	41,899,500.00
821809024	3134GWRH1	FEDERAL HOME LOAN MORTGAGE CORP	08/26/2030	1.250	25,000,000.00	25,000,000.00	25,000,000.00	20,976,000.00
821810360	3134GXKB9	FEDERAL HOME LOAN MORTGAGE CORP	01/06/2033	1.360	50,000,000.00	50,000,000.00	50,000,000.00	38,889,500.00
821809110	3134GW6Q4	FEDERAL HOME LOAN MORTGAGE CORP	11/12/2030	1.310	25,000,000.00	25,000,000.00	25,000,000.00	20,914,500.00
821809642	3134GWSX5	FEDERAL HOME LOAN MORTGAGE CORP	09/23/2030	1.250	50,000,000.00	50,000,000.00	50,000,000.00	41,852,500.00
1205059830	3134H1TM5	FEDERAL HOME LOAN MORTGAGE CORP	02/21/2029	5.500	25,000,000.00	25,000,000.00	25,000,000.00	24,983,500.00
1274219209	3134H1U92	FEDERAL HOME LOAN MORTGAGE CORP	05/25/2029	5.660	50,000,000.00	50,000,000.00	50,000,000.00	49,984,500.00
821809657	3134GVGM4	FEDERAL HOME LOAN MORTGAGE CORP	03/17/2026	1.000	50,000,000.00	50,000,000.00	50,000,000.00	48,193,000.00
906927716	3134GXQ80	FEDERAL HOME LOAN MORTGAGE CORP	08/29/2025	3.750	25,000,000.00	25,000,000.00	25,000,000.00	24,918,750.00
821810506	3134GWZ99	FEDERAL HOME LOAN MORTGAGE CORP	10/28/2030	1.300	50,000,000.00	50,000,000.00	50,000,000.00	41,899,500.00
1416248072	3134HAE66	FEDERAL HOME LOAN MORTGAGE CORP	11/21/2031	5.340	50,000,000.00	50,000,000.00	50,000,000.00	49,940,000.00
821810691	3134GVTY4	FEDERAL HOME LOAN MORTGAGE CORP	05/27/2027	1.050	50,000,000.00	50,000,000.00	50,000,000.00	46,395,000.00
821809599	3134GWQ33	FEDERAL HOME LOAN MORTGAGE CORP	09/28/2028	1.000	50,000,000.00	50,000,000.00	50,000,000.00	44,200,500.00
821810463	3134GWZFB	FEDERAL HOME LOAN MORTGAGE CORP	10/21/2030	1.290	50,000,000.00	50,000,000.00	50,000,000.00	41,899,500.00
1256331562	3134H1M75	FEDERAL HOME LOAN MORTGAGE CORP	04/25/2029	5.750	50,000,000.00	50,000,000.00	50,000,000.00	50,074,000.00
907051190	3134GXKY4	FEDERAL HOME LOAN MORTGAGE CORP	09/19/2025	4.100	25,000,000.00	25,000,000.00	25,000,000.00	24,947,250.00
821809653	3134GWDMS	FEDERAL HOME LOAN MORTGAGE CORP	07/29/2027	0.830	50,000,000.00	50,000,000.00	50,000,000.00	45,891,500.00
1323520214	3134HABX0	FEDERAL HOME LOAN MORTGAGE CORP	07/25/2029	5.310	25,000,000.00	25,000,000.		

LOS ANGELES COUNTY TREASURER  
 TREASURER PORTFOLIO COMPARED TO MARKET VALUE  
 FOR THE PERIOD: JANUARY 1, 2025 TO JANUARY 31, 2025  
 FUND: POOLED SURPLUS INVESTMENTS  
 ATTACHMENT X

Security ID	CUSIP	Description	Final Maturity	Face Rate	PAR	Amortized Cost	Historical Cost	Market Value
821810803	3134GXEZ3	FEDERAL HOME LOAN MORTGAGE CORP	12/09/2030	1.220	50,000,000.00	50,000,000.00	50,000,000.00	41,503,500.00
821808975	3134GW6M3	FEDERAL HOME LOAN MORTGAGE CORP	11/04/2032	1.500	50,000,000.00	50,000,000.00	50,000,000.00	39,460,000.00
821809089	3134GVS58	FEDERAL HOME LOAN MORTGAGE CORP	06/23/2027	1.000	25,000,000.00	25,000,000.00	25,000,000.00	23,117,250.00
821809649	3134GVSP4	FEDERAL HOME LOAN MORTGAGE CORP	05/27/2025	0.770	50,000,000.00	50,000,000.00	50,000,000.00	49,422,000.00
821810465	3134GWZH2	FEDERAL HOME LOAN MORTGAGE CORP	10/28/2030	1.300	50,000,000.00	50,000,000.00	50,000,000.00	41,899,500.00
1213323977	3134H1VS9	FEDERAL HOME LOAN MORTGAGE CORP	03/12/2029	5.520	25,000,000.00	25,000,000.00	25,000,000.00	24,977,500.00
821810760	3134GWXQ4	FEDERAL HOME LOAN MORTGAGE CORP	10/22/2030	1.250	50,000,000.00	50,000,000.00	50,000,000.00	41,796,000.00
1459582626	313397EL1	FEDERAL HOME LOAN MORTGAGE CORP	04/17/2025	0.000	50,000,000.00	49,564,583.33	49,460,083.33	49,550,000.00
1460488429	313397EL1	FEDERAL HOME LOAN MORTGAGE CORP	04/17/2025	0.000	50,000,000.00	49,565,625.00	49,467,166.67	49,550,000.00
1463028681	313397DQ1	FEDERAL HOME LOAN MORTGAGE CORP	03/28/2025	0.000	50,000,000.00	49,680,312.50	49,593,125.00	49,667,500.00
1457662726	313397DQ1	FEDERAL HOME LOAN MORTGAGE CORP	03/28/2025	0.000	50,000,000.00	49,679,930.56	49,551,902.78	49,667,500.00
1470798347	313397CR0	FEDERAL HOME LOAN MORTGAGE CORP	03/05/2025	0.000	31,590,000.00	31,471,642.80	31,464,245.48	49,264,199.90
1469985096	313397EK3	FEDERAL HOME LOAN MORTGAGE CORP	04/16/2025	0.000	48,666,000.00	48,248,851.27	48,231,939.84	48,240,318.50
1457662745	313397DH1	FEDERAL HOME LOAN MORTGAGE CORP	03/21/2025	0.000	30,000,000.00	29,832,200.00	29,755,291.67	29,825,100.00
1464321065	313397DQ1	FEDERAL HOME LOAN MORTGAGE CORP	03/28/2025	0.000	34,182,000.00	33,962,926.62	33,919,111.94	33,954,689.70
1469416635	313397DT5	FEDERAL HOME LOAN MORTGAGE CORP	03/31/2025	0.000	50,000,000.00	49,662,069.45	49,638,763.89	49,650,000.00
1458648942	313397DQ1	FEDERAL HOME LOAN MORTGAGE CORP	03/28/2025	0.000	49,594,000.00	49,276,150.67	49,166,348.18	49,264,199.90
1460490025	313397CW9	FEDERAL HOME LOAN MORTGAGE CORP	03/10/2025	0.000	28,883,000.00	28,758,321.72	28,701,037.10	28,751,582.35
1462061917	313397DQ1	FEDERAL HOME LOAN MORTGAGE CORP	03/28/2025	0.000	44,489,000.00	44,204,208.61	44,121,360.21	44,193,148.15
1464331364	313397EZO	FEDERAL HOME LOAN MORTGAGE CORP	04/30/2025	0.000	50,000,000.00	49,490,333.33	49,426,625.00	49,474,000.00
1470798339	313397EZO	FEDERAL HOME LOAN MORTGAGE CORP	04/30/2025	0.000	50,000,000.00	49,489,111.11	49,477,500.00	49,474,000.00
1465411448	313397DV0	FEDERAL HOME LOAN MORTGAGE CORP	04/02/2025	0.000	36,590,000.00	36,334,174.91	36,291,537.40	36,324,722.50
1464321067	313397DQ1	FEDERAL HOME LOAN MORTGAGE CORP	03/28/2025	0.000	50,000,000.00	49,679,548.61	49,615,458.33	49,667,500.00
1469416626	313397DT5	FEDERAL HOME LOAN MORTGAGE CORP	03/31/2025	0.000	20,087,000.00	19,951,239.77	19,941,877.00	19,946,391.00
1457662740	313397DH1	FEDERAL HOME LOAN MORTGAGE CORP	03/21/2025	0.000	50,000,000.00	49,720,333.33	49,592,152.78	49,708,500.00
1464331367	313397EZO	FEDERAL HOME LOAN MORTGAGE CORP	04/30/2025	0.000	50,000,000.00	49,490,333.33	49,426,625.00	49,474,000.00
1460488417	313397EL1	FEDERAL HOME LOAN MORTGAGE CORP	04/17/2025	0.000	50,000,000.00	49,565,625.00	49,467,166.67	49,550,000.00
1466074727	313397DT5	FEDERAL HOME LOAN MORTGAGE CORP	03/31/2025	0.000	28,720,000.00	28,525,892.69	28,495,772.59	28,518,960.00
1457662716	313397DQ1	FEDERAL HOME LOAN MORTGAGE CORP	03/28/2025	0.000	50,000,000.00	49,679,930.56	49,551,902.78	49,667,500.00
1463028673	313397DQ1	FEDERAL HOME LOAN MORTGAGE CORP	03/28/2025	0.000	50,000,000.00	49,680,312.50	49,593,125.00	49,667,500.00
1460490030	313397CW9	FEDERAL HOME LOAN MORTGAGE CORP	03/10/2025	0.000	50,000,000.00	49,784,166.67	49,685,000.00	49,772,500.00
1289662538	3135GATT8	FEDERAL NATIONAL MORTGAGE ASSOCIATION	06/27/2029	5.630	50,000,000.00	50,000,000.00	50,000,000.00	49,999,500.00
821809122	3136G42S1	FEDERAL NATIONAL MORTGAGE ASSOCIATION	09/11/2030	1.120	25,000,000.00	25,000,000.00	25,000,000.00	20,788,750.00
1279253259	3135GATG6	FEDERAL NATIONAL MORTGAGE ASSOCIATION	06/06/2029	5.730	25,000,000.00	25,000,000.00	25,000,000.00	25,016,250.00
821809178	3135GA2D2	FEDERAL NATIONAL MORTGAGE ASSOCIATION	10/28/2030	1.260	50,000,000.00	50,000,000.00	50,000,000.00	41,799,000.00
1445671811	3136GA4X4	FEDERAL NATIONAL MORTGAGE ASSOCIATION	12/31/2031	5.235	50,000,000.00	50,000,000.00	50,000,000.00	49,882,500.00
1444894283	3136GA4Q9	FEDERAL NATIONAL MORTGAGE ASSOCIATION	12/26/2031	5.200	50,000,000.00	50,000,000.00	50,000,000.00	50,134,500.00
1392036424	3135GAXD8	FEDERAL NATIONAL MORTGAGE ASSOCIATION	11/07/2031	4.860	50,000,000.00	50,000,000.00	50,000,000.00	49,701,000.00
821809223	3136G4R88	FEDERAL NATIONAL MORTGAGE ASSOCIATION	08/26/2030	1.180	50,000,000.00	50,000,000.00	50,000,000.00	41,781,000.00
821809163	3136G45T6	FEDERAL NATIONAL MORTGAGE ASSOCIATION	10/28/2030	1.200	50,000,000.00	50,000,000.00	50,000,000.00	41,649,000.00
1365011688	3135GAV73	FEDERAL NATIONAL MORTGAGE ASSOCIATION	09/26/2029	4.680	50,000,000.00	50,000,000.00	50,000,000.00	49,963,500.00
821809120	3136G4E33	FEDERAL NATIONAL MORTGAGE ASSOCIATION	07/30/2027	0.875	25,000,000.00	25,000,000.00	25,000,000.00	22,970,000.00
821809660	3135G05Q2	FEDERAL NATIONAL MORTGAGE ASSOCIATION	08/05/2030	0.875	50,000,000.00	49,640,933.03	49,361,500.00	41,593,000.00
821809604	3135G05Q2	FEDERAL NATIONAL MORTGAGE ASSOCIATION	08/05/2030	0.875	50,000,000.00	49,386,749.12	48,940,000.00	41,593,000.00
1465417921	3136G47J2	FEDERAL NATIONAL MORTGAGE ASSOCIATION	01/28/2032	5.220	50,000,000.00	50,000,000.00	50,000,000.00	49,919,000.00
821809077	3135GACP4	FEDERAL NATIONAL MORTGAGE ASSOCIATION	01/27/2033	1.610	50,000,000.00	50,000,000.00	50,000,000.00	39,560,500.00
1445671809	3136GA4U0	FEDERAL NATIONAL MORTGAGE ASSOCIATION	12/30/2031	5.230	50,000,000.00	50,000,000.00	50,000,000.00	50,138,500.00
821809176	3135GA6X4	FEDERAL NATIONAL MORTGAGE ASSOCIATION	12/09/2030	1.240	50,000,000.00	50,000,000.00	50,000,000.00	41,554,500.00
1444894281	3136GA4P1	FEDERAL NATIONAL MORTGAGE ASSOCIATION	12/30/2031	5.350	50,000,000.00	50,000,000.00	50,000,000.00	50,059,000.00
1453863613	3136GA5F2	FEDERAL NATIONAL MORTGAGE ASSOCIATION	01/08/2032	5.300	50,000,000.00	50,000,000.00	50,000,000.00	49,950,500.00
821809182	3135GAC41	FEDERAL NATIONAL MORTGAGE ASSOCIATION	12/10/2030	1.330	50,000,000.00	50,000,000.00	50,000,000.00	41,780,000.00
1397758860	3135GAY47	FEDERAL NATIONAL MORTGAGE ASSOCIATION	11/13/2031	5.000	50,000,000.00	50,000,000.00	50,000,000.00	49,322,000.00
1455466558	3136GA5Q8	FEDERAL NATIONAL MORTGAGE ASSOCIATION	01/29/2032	5.380	50,000,000.00	50,000,000.00	50,000,000.00	49,972,500.00
1275657029	3135GAT92	FEDERAL NATIONAL MORTGAGE ASSOCIATION	05/25/2029	5.700	50,000,000.00	50,000,000.00	50,000,000.00	49,961,000.00
821809602	3135G05Q2	FEDERAL NATIONAL MORTGAGE ASSOCIATION	08/05/2030	0.875	50,000,000.00	49,480,207.63	49,085,000.00	41,593,000.00
1202172677	3135GAP54	FEDERAL NATIONAL MORTGAGE ASSOCIATION	02/14/2029	5.460	25,000,000.00	25,000,000.00	25,000,000.00	24,994,250.00
821809656	3135GACK5	FEDERAL NATIONAL MORTGAGE ASSOCIATION	01/27/2032	1.310	50,000,000.00	50,000,000.00	50,000,000.00	39,998,000.00
1459584881	3136GA6Q7	FEDERAL NATIONAL MORTGAGE ASSOCIATION	01/22/2032	5.510	50,000,000.00	50,000,000.00	50,000,000.00	49,915,000.00
1457672774	3136GA6C8	FEDERAL NATIONAL MORTGAGE ASSOCIATION	01/29/2032	5.480	50,000,000.00	50,000,000.00	50,000,000.00	49,973,500.00
1430048865	3136GA2Q1	FEDERAL NATIONAL MORTGAGE ASSOCIATION	12/10/2031	5.200	50,000,000.00	50,000,000.00	50,000,000.00	49,975,500.00
1454708950	3136GA5K1	FEDERAL NATIONAL MORTGAGE ASSOCIATION	01/29/2032	5.330	50,000,000.00	50,000,000.00	50,000,000.00	49,972,500.00
821809503	3135GAAK7	FEDERAL NATIONAL MORTGAGE ASSOCIATION	12/17/2030	1.300	25,000,000.00	24,992,658.15	24,987,500.00	20,839,500.00
821809180	3135GA4C2	FEDERAL NATIONAL MORTGAGE ASSOCIATION	11/18/2030	1.320	50,000,000.00	50,000,000.00	50,000,000.00	41,833,000.00
1430932217	3136GA2V0	FEDERAL NATIONAL MORTGAGE ASSOCIATION	12/10/2031	5.150	50,000,000.00	50,000,000.00	50,000,000.00	49,989,500.00
821809172	3135GA3T6	FEDERAL NATIONAL MORTGAGE ASSOCIATION	11/25/2030	1.240	50,000,000.00	50,000,000.00	50,000,000.00	41,605,000.00
1251220781	3135GARM5	FEDERAL NATIONAL MORTGAGE ASSOCIATION	04/24/2029	5.750	25,000,000.00	25,000,000.00	25,000,000.00	25,040,000.00
1215301249	3135GAP28	FEDERAL NATIONAL MORTGAGE ASSOCIATION	03/06/2028	5.400	25,000,000.00	25,000,000.00	25,000,000.00	25,004,750.00
1214367400	3135GAPU9	FEDERAL NATIONAL MORTGAGE ASSOCIATION	03/04/2027	5.300	25,000,000.00	25,000,000.00	25,000,000.00	25,015,750.00
1447492254	3136GA4Y2	FEDERAL NATIONAL MORTGAGE ASSOCIATION	12/30/2031	5.270	50,000,000.00	50,000,000.00	50,000,000.00	49,826,500.00
821809185	3136G47J6	FEDERAL NATIONAL MORTGAGE ASSOCIATION	10/28/2032	1.450	50,000,000.00	50,000,000.00	50,000,000.00	39,318,500.00
1426915197	3136GA2G3	FEDERAL NATIONAL MORTGAGE ASSOCIATION	12/12/2031	5.200	50,000,000.00	50,000,000.00	50,000,000.00	49,964,500.00
1419309041	3135GAZZ7	FEDERAL NATIONAL MORTGAGE ASSOCIATION	12/04/2031	5.240	50,000,000.00	50,000,000.00	50,000,000.00	49,852,500.00
1456157030	3136GA5X3	FEDERAL NATIONAL MORTGAGE ASSOCIATION	01/29/2032	5.260	50,000,000.00	50,000,000.00	50,000,000.00	49,956,500.00
821809217	3135GAAF8	FEDERAL NATIONAL MORTGAGE ASSOCIATION	12/08/2028	0.950	50,000,000.00	50,000,000.00	50,000,000.00	43,837,500.00
821809183	3135GACG4	FEDERAL NATIONAL MORTGAGE ASSOCIATION	01/20/2033	1.360	50,000,000.00	50,000,000.00	50,000,000.00	38,844,000.00
1381190716	3135GAW72	FEDERAL NATIONAL MORTGAGE ASSOCIATION	10/08/2031	4.640	50,000,000.00	50,000,000.00	50,000,000.00	49,095,500.00
1200783200	3135GANW7	FEDERAL NATIONAL MORTGAGE ASSOCIATION	02/20/2029	5.280	25,000,000.00	25,000,000.00	25,000,000.00	24,959,500.00
821809189	3135GA4B4	FEDERAL NATIONAL MORTGAGE ASSOCIATION	11/23/2032	1.500	50,000,000.00	50,000,000.00	50,000,000.00	39,399,000.00
821809652	3135GACK5	FEDERAL NATIONAL MORTGAGE ASSOCIATION	01/27/2032	1.310	50,000,000.00	50,000,000.00	50,000,000.00	39,998,000.00
821809075	3136G42K8	FEDERAL NATIONAL MORTGAGE ASSOCIATION	08/27/2032	1.220	49,250,000.00	48,855,748.95	48,634,375.00	38,210,120.00
821809118	3135G05Q2	FEDERAL NATIONAL MORTGAGE ASSOCIATION	08/05/2030	0.875	25,000,000.00	24,629,083.51	24,355,000.00	20,796,500.00
1393460784	3135GAXH9	FEDERAL NATIONAL MORTGAGE ASSOCIATION	11/12/2031	4.920	50,000,000.00	50,000,000.00	50,000,000.00	49,860,500.00
821809213	3136G4YZ0	FEDERAL NATIONAL MORTGAGE ASSOCIATION	07/09/2026	0.820	50,000,000.00	50,000,000.00	50,000,000.00	47,587,500.00
1289662537	3135GATS0	FEDERAL NATIONAL MORTGAGE ASSOCIATION	06/27/2029	5.625	50,000,000.00	50,000,		

LOS ANGELES COUNTY TREASURER  
 TREASURER PORTFOLIO COMPARED TO MARKET VALUE  
 FOR THE PERIOD: JANUARY 1, 2025 TO JANUARY 31, 2025  
 FUND: POOLED SURPLUS INVESTMENTS  
 ATTACHMENT X

Security ID	CUSIP	Description	Final Maturity	Face Rate	PAR	Amortized Cost	Historical Cost	Market Value
821809222	3135GAAE1	FEDERAL NATIONAL MORTGAGE ASSOCIATION	12/08/2028	1.000	50,000,000.00	50,000,000.00	50,000,000.00	43,915,000.00
1273253734	3135GASZ5	FEDERAL NATIONAL MORTGAGE ASSOCIATION	05/25/2029	5.650	50,000,000.00	50,000,000.00	50,000,000.00	49,982,500.00
1444894284	3136GA4R7	FEDERAL NATIONAL MORTGAGE ASSOCIATION	12/30/2031	5.350	50,000,000.00	50,000,000.00	50,000,000.00	50,059,500.00
1247082997	3135GARF0	FEDERAL NATIONAL MORTGAGE ASSOCIATION	04/16/2029	5.700	25,000,000.00	25,000,000.00	25,000,000.00	25,015,000.00
1389644048	3135GAX63	FEDERAL NATIONAL MORTGAGE ASSOCIATION	11/04/2031	4.810	50,000,000.00	50,000,000.00	50,000,000.00	49,957,000.00
1411476761	3135GAYU9	FEDERAL NATIONAL MORTGAGE ASSOCIATION	11/25/2030	5.125	50,000,000.00	50,000,000.00	50,000,000.00	49,949,500.00
821809177	3135GA2V2	FEDERAL NATIONAL MORTGAGE ASSOCIATION	11/18/2030	1.270	50,000,000.00	50,000,000.00	50,000,000.00	41,706,500.00
1418733003	3135GAZV6	FEDERAL NATIONAL MORTGAGE ASSOCIATION	12/04/2031	5.230	50,000,000.00	50,000,000.00	50,000,000.00	49,852,500.00
1399647648	3135GAY70	FEDERAL NATIONAL MORTGAGE ASSOCIATION	11/14/2031	5.050	50,000,000.00	50,000,000.00	50,000,000.00	49,967,000.00
1444894282	3136GA4T3	FEDERAL NATIONAL MORTGAGE ASSOCIATION	12/28/2031	5.270	50,000,000.00	50,000,000.00	50,000,000.00	50,051,500.00
821809162	3136G43U5	FEDERAL NATIONAL MORTGAGE ASSOCIATION	09/27/2030	1.200	50,000,000.00	50,000,000.00	50,000,000.00	41,714,500.00
821809190	3135GA4A6	FEDERAL NATIONAL MORTGAGE ASSOCIATION	11/16/2032	1.500	50,000,000.00	50,000,000.00	50,000,000.00	39,421,500.00
821809218	3136G4YY3	FEDERAL NATIONAL MORTGAGE ASSOCIATION	07/15/2027	0.950	50,000,000.00	50,000,000.00	50,000,000.00	46,088,500.00
821809502	3136GAU68	FEDERAL NATIONAL MORTGAGE ASSOCIATION	08/27/2030	1.250	25,000,000.00	25,000,000.00	25,000,000.00	20,974,000.00
1252508129	3135GARS2	FEDERAL NATIONAL MORTGAGE ASSOCIATION	05/03/2029	5.450	25,000,000.00	25,000,000.00	25,000,000.00	25,087,750.00
1274896798	3135GAT35	FEDERAL NATIONAL MORTGAGE ASSOCIATION	05/29/2029	5.670	50,000,000.00	50,000,000.00	50,000,000.00	49,986,500.00
821809168	3136G42K8	FEDERAL NATIONAL MORTGAGE ASSOCIATION	08/27/2032	1.220	50,000,000.00	49,600,023.13	49,375,000.00	38,792,000.00
1408783128	3135GAYS4	FEDERAL NATIONAL MORTGAGE ASSOCIATION	11/20/2031	5.200	50,000,000.00	50,000,000.00	50,000,000.00	50,024,500.00
1195429417	3135GANB3	FEDERAL NATIONAL MORTGAGE ASSOCIATION	02/14/2029	5.250	25,000,000.00	25,000,000.00	25,000,000.00	25,845,750.00
821809181	3135GAA84	FEDERAL NATIONAL MORTGAGE ASSOCIATION	12/16/2031	1.350	50,000,000.00	50,000,000.00	50,000,000.00	40,112,500.00
1389644052	3135GAX71	FEDERAL NATIONAL MORTGAGE ASSOCIATION	11/05/2031	5.025	50,000,000.00	50,000,000.00	50,000,000.00	49,954,000.00
1412349749	3135GAYY1	FEDERAL NATIONAL MORTGAGE ASSOCIATION	11/25/2031	5.220	50,000,000.00	50,000,000.00	50,000,000.00	49,911,500.00
821810668	3135G05C3	FEDERAL NATIONAL MORTGAGE ASSOCIATION	06/30/2025	0.750	21,000,000.00	21,000,000.00	21,000,000.00	20,692,770.00
1345839486	3135GAUE9	FEDERAL NATIONAL MORTGAGE ASSOCIATION	08/27/2030	5.117	50,000,000.00	50,000,000.00	50,000,000.00	49,919,050.00
1436788785	3136GA3P2	FEDERAL NATIONAL MORTGAGE ASSOCIATION	12/30/2031	5.200	50,000,000.00	50,000,000.00	50,000,000.00	50,007,500.00
1414283361	3135GAZ95	FEDERAL NATIONAL MORTGAGE ASSOCIATION	11/25/2031	5.140	50,000,000.00	50,000,000.00	50,000,000.00	50,032,000.00
1195429415	3135GAN45	FEDERAL NATIONAL MORTGAGE ASSOCIATION	02/14/2029	5.250	25,000,000.00	25,000,000.00	25,000,000.00	24,990,750.00
821809186	3136G47K3	FEDERAL NATIONAL MORTGAGE ASSOCIATION	10/28/2031	1.365	50,000,000.00	50,000,000.00	50,000,000.00	40,607,000.00
1201526194	3135GANX5	FEDERAL NATIONAL MORTGAGE ASSOCIATION	02/26/2029	5.400	25,000,000.00	25,000,000.00	25,000,000.00	24,965,750.00
1253218388	3135GARW3	FEDERAL NATIONAL MORTGAGE ASSOCIATION	05/10/2029	5.480	50,000,000.00	50,000,000.00	50,000,000.00	50,219,000.00
1182264649	3135GAM24	FEDERAL NATIONAL MORTGAGE ASSOCIATION	01/10/2029	5.030	50,000,000.00	50,000,000.00	50,000,000.00	49,993,500.00
821809184	3135GA6T3	FEDERAL NATIONAL MORTGAGE ASSOCIATION	12/16/2031	1.360	50,000,000.00	50,000,000.00	50,000,000.00	40,141,500.00
821809500	3136G4R88	FEDERAL NATIONAL MORTGAGE ASSOCIATION	08/26/2030	1.180	25,000,000.00	25,000,000.00	25,000,000.00	20,890,500.00
821809597	3135G05Q2	FEDERAL NATIONAL MORTGAGE ASSOCIATION	08/05/2030	0.875	50,000,000.00	49,465,304.60	49,058,500.00	41,593,000.00
821809175	3136G43V3	FEDERAL NATIONAL MORTGAGE ASSOCIATION	09/27/2030	1.250	50,000,000.00	50,000,000.00	50,000,000.00	41,838,000.00
1178100559	3135GALV1	FEDERAL NATIONAL MORTGAGE ASSOCIATION	01/29/2029	5.080	50,000,000.00	50,000,000.00	50,000,000.00	50,023,500.00
1426915200	3136GA2F5	FEDERAL NATIONAL MORTGAGE ASSOCIATION	12/11/2031	5.200	50,000,000.00	50,000,000.00	50,000,000.00	49,988,500.00
1394336004	3135GAX09	FEDERAL NATIONAL MORTGAGE ASSOCIATION	11/12/2031	5.000	50,000,000.00	50,000,000.00	50,000,000.00	49,325,000.00
1413032062	3135GAZ53	FEDERAL NATIONAL MORTGAGE ASSOCIATION	11/25/2031	5.220	50,000,000.00	50,000,000.00	50,000,000.00	49,918,500.00
1257862196	3135GAS93	FEDERAL NATIONAL MORTGAGE ASSOCIATION	05/08/2029	5.770	50,000,000.00	50,000,000.00	50,000,000.00	50,120,000.00
821809188	3135GA2C4	FEDERAL NATIONAL MORTGAGE ASSOCIATION	11/18/2032	1.450	50,000,000.00	50,000,000.00	50,000,000.00	39,253,500.00
1194585799	3135GAN31	FEDERAL NATIONAL MORTGAGE ASSOCIATION	02/14/2029	5.200	25,000,000.00	25,000,000.00	25,000,000.00	24,980,500.00
821809227	3135GA5Z0	FEDERAL NATIONAL MORTGAGE ASSOCIATION	12/08/2032	1.515	50,000,000.00	50,000,000.00	50,000,000.00	39,485,500.00
821809214	3136G4YQ0	FEDERAL NATIONAL MORTGAGE ASSOCIATION	07/09/2025	0.710	50,000,000.00	50,000,000.00	50,000,000.00	49,214,500.00
1178734137	3135GALX7	FEDERAL NATIONAL MORTGAGE ASSOCIATION	01/29/2029	5.100	50,000,000.00	50,000,000.00	50,000,000.00	50,024,000.00
1345259372	3135GAUC3	FEDERAL NATIONAL MORTGAGE ASSOCIATION	08/27/2029	5.100	50,000,000.00	50,000,000.00	50,000,000.00	49,932,000.00
1457662711	313589EL3	FEDERAL NATIONAL MORTGAGE ASSOCIATION	04/17/2025	0.000	50,000,000.00	49,566,866.67	49,438,555.56	49,550,000.00
1436788386	313589CL5	FEDERAL NATIONAL MORTGAGE ASSOCIATION	02/28/2025	0.000	50,000,000.00	49,841,187.50	49,547,090.28	49,831,000.00
1469985100	313589FA6	FEDERAL NATIONAL MORTGAGE ASSOCIATION	05/01/2025	0.000	50,000,000.00	49,484,541.67	49,467,166.67	49,470,000.00
1453790535	313589CL5	FEDERAL NATIONAL MORTGAGE ASSOCIATION	02/28/2025	0.000	50,000,000.00	49,843,250.00	49,674,888.89	49,831,000.00
1469985098	313589FA6	FEDERAL NATIONAL MORTGAGE ASSOCIATION	05/01/2025	0.000	50,000,000.00	49,484,541.67	49,467,166.67	49,470,000.00
1457662743	313589EL3	FEDERAL NATIONAL MORTGAGE ASSOCIATION	04/17/2025	0.000	50,000,000.00	49,566,866.67	49,438,555.56	49,550,000.00
1445666975	313589CL5	FEDERAL NATIONAL MORTGAGE ASSOCIATION	02/28/2025	0.000	50,000,000.00	49,842,312.50	49,632,062.50	49,831,000.00
1429008945	313589CJ0	FEDERAL NATIONAL MORTGAGE ASSOCIATION	02/26/2025	0.000	50,000,000.00	49,849,652.78	49,488,819.44	49,842,500.00
1436788379	313589CL5	FEDERAL NATIONAL MORTGAGE ASSOCIATION	02/28/2025	0.000	50,000,000.00	49,841,187.50	49,547,090.28	49,831,000.00
1465411452	313589EA7	FEDERAL NATIONAL MORTGAGE ASSOCIATION	04/07/2025	0.000	50,000,000.00	49,622,638.89	49,564,583.33	49,608,500.00
1429008955	313589CJ0	FEDERAL NATIONAL MORTGAGE ASSOCIATION	02/26/2025	0.000	50,000,000.00	49,849,652.78	49,488,819.44	49,842,500.00
1465411455	313589EA7	FEDERAL NATIONAL MORTGAGE ASSOCIATION	04/07/2025	0.000	50,000,000.00	49,622,638.89	49,564,583.33	49,608,500.00
1453790536	313589CL5	FEDERAL NATIONAL MORTGAGE ASSOCIATION	02/28/2025	0.000	50,000,000.00	49,843,250.00	49,674,888.89	49,831,000.00
1445666976	313589CL5	FEDERAL NATIONAL MORTGAGE ASSOCIATION	02/28/2025	0.000	50,000,000.00	49,842,312.50	49,632,062.50	49,831,000.00
<b>AGENCIES TOTAL</b>					<b>29,986,678,444.44</b>	<b>29,929,487,731.25</b>	<b>29,893,406,770.72</b>	<b>28,209,413,883.67</b>
1381175158	05252WWC3	ANZ GROUP HOLDING LIMITED	03/05/2025	4.460	50,000,000.00	50,000,000.00	50,000,000.00	50,003,500.00
1397758859	05252WWM1	ANZ GROUP HOLDING LIMITED	03/21/2025	4.460	50,000,000.00	50,000,000.00	50,000,000.00	50,007,500.00
1397758858	05252WWM1	ANZ GROUP HOLDING LIMITED	03/21/2025	4.460	50,000,000.00	50,000,000.00	50,000,000.00	50,007,500.00
1366639773	06367DM28	BANK OF MONTREAL - CHICAGO BRANCH	03/18/2025	4.530	50,000,000.00	50,000,000.00	50,000,000.00	50,005,000.00
1417167912	06367DMW2	BANK OF MONTREAL - CHICAGO BRANCH	05/20/2025	4.570	50,000,000.00	50,000,000.00	50,000,000.00	50,017,000.00
1336899049	06367DLK9	BANK OF MONTREAL - CHICAGO BRANCH	02/14/2025	4.980	50,000,000.00	50,000,000.00	50,000,000.00	50,011,000.00
1366639778	06367DM28	BANK OF MONTREAL - CHICAGO BRANCH	03/18/2025	4.530	50,000,000.00	50,000,000.00	50,000,000.00	50,005,000.00
1346645015	13606KGW1	CANADIAN IMPERIAL BANK OF COMMERCE (NEW YORK)	02/26/2025	4.870	50,000,000.00	50,000,000.00	50,000,000.00	50,015,000.00
1346645016	13606KGW1	CANADIAN IMPERIAL BANK OF COMMERCE (NEW YORK)	02/26/2025	4.870	50,000,000.00	50,000,000.00	50,000,000.00	50,015,000.00
1462067146	22536H2C2	CREDIT AGRICOLE CORPORATE AND INVESTMENT BANK, NEW YORK BRAN	04/21/2025	4.310	50,000,000.00	50,000,000.00	50,000,000.00	49,997,500.00
1444201174	22536HR27	CREDIT AGRICOLE CORPORATE AND INVESTMENT BANK, NEW YORK BRAN	03/28/2025	4.450	50,000,000.00	50,000,000.00	50,000,000.00	50,007,500.00
1426915198	22536HG86	CREDIT AGRICOLE CORPORATE AND INVESTMENT BANK, NEW YORK BRAN	03/03/2025	4.530	50,000,000.00	50,000,000.00	50,000,000.00	50,008,000.00
1470803885	23345HKS6	DNB BANK ASA - NEW YORK BRANCH	05/05/2025	4.330	50,000,000.00	50,000,000.00	50,000,000.00	50,000,000.00
1454685627	23345HJH2	DNB BANK ASA - NEW YORK BRANCH	04/07/2025	4.340	50,000,000.00	50,000,000.00	50,000,000.00	50,000,500.00
1466078955	23345HKF4	DNB BANK ASA - NEW YORK BRANCH	04/30/2025	4.340	50,000,000.00	50,000,000.00	50,000,000.00	50,000,000.00
1452168482	23345HJC3	DNB BANK ASA - NEW YORK BRANCH	03/03/2025	4.330	50,000,000.00	50,000,000.00	50,000,000.00	50,000,500.00
1459584880	23345HJV1	DNB BANK ASA - NEW YORK BRANCH	04/17/2025	4.350	50,000,000.00	50,000,000.00	50,000,000.00	50,001,000.00
1469418714	65558WGD4	NORDEA ABP - NEW YORK BRANCH	04/30/2025	4.250	50,000,000.00	50,000,000.00	50,000,000.00	50,000,000.00
1462061932	65558WFY9	NORDEA ABP - NEW YORK BRANCH	04/17/2025	4.350	50,000,000.00	50,000,000.00	50,000,000.00	50,004,000.00
1447492256	65558WV5	NORDEA ABP - NEW YORK BRANCH	03/31/2025	4.330	50,000,000.00	50,000,000.00	50,000,000.00	49,997,000.00
1441040409	65558WFT0	NORDEA ABP - NEW YORK BRANCH	03/19/2025	4.350	50,000,000.00	50,000,000.00	50,000,000.00	49,996,500.00
1382826477	65558WDZ8	NORDEA ABP - NEW YORK BRANCH	02/07/2025	4.580	50,000,000.00	50,000,000.00	50,000,000.00	50,002,000.00
1447492253	65558WV5	NORDEA ABP - NEW YORK BRANCH	03/31/2025	4.330	50,000,000.00	50,000,000.00		

LOS ANGELES COUNTY TREASURER  
 TREASURER PORTFOLIO COMPARED TO MARKET VALUE  
 FOR THE PERIOD: JANUARY 1, 2025 TO JANUARY 31, 2025  
 FUND: POOLED SURPLUS INVESTMENTS  
 ATTACHMENT X

Security ID	CUSIP	Description	Final Maturity	Face Rate	PAR	Amortized Cost	Historical Cost	Market Value
1384318077	83369XUL0	SOCIETE GENERALE - NEW YORK BRANCH	02/03/2025	4.660	50,000,000.00	50,000,000.00	50,000,000.00	50,001,500.00
1418733004	86959TJG2	SVENSKA HANDELS AB PUBL - NEW YORK BRANCH	02/21/2025	4.550	50,000,000.00	50,000,000.00	50,000,000.00	50,004,000.00
1458663319	86959TKN5	SVENSKA HANDELS AB PUBL - NEW YORK BRANCH	04/17/2025	4.380	50,000,000.00	50,000,000.00	50,000,000.00	49,999,000.00
1453863612	86959TKF2	SVENSKA HANDELS AB PUBL - NEW YORK BRANCH	04/03/2025	4.350	50,000,000.00	50,000,000.00	50,000,000.00	49,995,000.00
1465411453	86959TKR6	SVENSKA HANDELS AB PUBL - NEW YORK BRANCH	04/23/2025	4.350	50,000,000.00	50,000,000.00	50,000,000.00	49,996,500.00
1438132288	86959TJW7	SVENSKA HANDELS AB PUBL - NEW YORK BRANCH	03/21/2025	4.450	50,000,000.00	50,000,000.00	50,000,000.00	50,002,000.00
1430927494	86959TJR8	SVENSKA HANDELS AB PUBL - NEW YORK BRANCH	03/05/2025	4.520	50,000,000.00	50,000,000.00	50,000,000.00	50,004,000.00
1345256033	89115BY53	THE TORONTO-DOMINION BANK - NEW YORK BRANCH	02/20/2025	4.940	50,000,000.00	50,000,000.00	50,000,000.00	50,014,000.00
1395948319	89115DCT1	THE TORONTO-DOMINION BANK - NEW YORK BRANCH	04/23/2025	4.610	50,000,000.00	50,000,000.00	50,000,000.00	50,009,000.00
1435032963	89115DHT6	THE TORONTO-DOMINION BANK - NEW YORK BRANCH	03/14/2025	4.540	50,000,000.00	50,000,000.00	50,000,000.00	50,005,000.00
1345256035	89115BY53	THE TORONTO-DOMINION BANK - NEW YORK BRANCH	02/20/2025	4.940	50,000,000.00	50,000,000.00	50,000,000.00	50,014,000.00
1395948318	89115DCT1	THE TORONTO-DOMINION BANK - NEW YORK BRANCH	04/23/2025	4.610	50,000,000.00	50,000,000.00	50,000,000.00	50,009,000.00
<b>CD TOTAL</b>					<b>2,000,000,000.00</b>	<b>2,000,000,000.00</b>	<b>2,000,000,000.00</b>	<b>2,000,286,500.00</b>
1463028675	04821TRM9	ATLANTIC ASSET SECURITIZATION CORP.	04/21/2025	0.000	50,000,000.00	49,518,319.44	49,451,250.00	49,503,300.00
1459584879	04821TRF4	ATLANTIC ASSET SECURITIZATION CORP.	04/15/2025	0.000	45,000,000.00	44,598,500.00	44,510,500.00	44,585,145.00
1435815830	04821TQE8	ATLANTIC ASSET SECURITIZATION CORP.	03/14/2025	0.000	50,000,000.00	49,742,611.11	49,422,444.44	49,735,300.00
1453863611	04821TQ73	ATLANTIC ASSET SECURITIZATION CORP.	03/07/2025	0.000	50,000,000.00	49,792,222.22	49,633,333.33	49,779,800.00
1454685628	04821TR72	ATLANTIC ASSET SECURITIZATION CORP.	04/07/2025	0.000	50,000,000.00	49,604,583.33	49,458,583.33	49,507,000.00
1438123156	04821TQH1	ATLANTIC ASSET SECURITIZATION CORP.	03/17/2025	0.000	40,000,000.00	39,779,022.22	39,542,977.78	39,773,040.00
1467468517	04821TQ32	ATLANTIC ASSET SECURITIZATION CORP.	03/03/2025	0.000	40,000,000.00	39,855,000.00	39,840,500.00	39,844,000.00
1426900070	04821TQ57	ATLANTIC ASSET SECURITIZATION CORP.	03/05/2025	0.000	50,000,000.00	49,795,555.55	49,405,833.33	49,792,400.00
1456157032	04821TR80	ATLANTIC ASSET SECURITIZATION CORP.	04/08/2025	0.000	50,000,000.00	49,598,500.00	49,452,500.00	49,581,000.00
1429008953	04821TPQ2	ATLANTIC ASSET SECURITIZATION CORP.	02/24/2025	0.000	48,000,000.00	47,858,626.67	47,489,826.67	47,854,128.00
1405972559	04821TP58	ATLANTIC ASSET SECURITIZATION CORP.	02/05/2025	0.000	50,000,000.00	49,974,388.89	49,410,944.44	49,963,700.00
1434168069	04821TQA6	ATLANTIC ASSET SECURITIZATION CORP.	03/10/2025	0.000	50,000,000.00	49,766,180.56	49,431,250.00	49,760,800.00
1440021925	04821TQM0	ATLANTIC ASSET SECURITIZATION CORP.	03/21/2025	0.000	50,000,000.00	49,699,333.33	49,411,194.44	49,691,450.00
1436788389	04821TQD0	ATLANTIC ASSET SECURITIZATION CORP.	03/13/2025	0.000	50,000,000.00	49,748,888.89	49,435,000.00	49,741,700.00
1435815833	04821TQH1	ATLANTIC ASSET SECURITIZATION CORP.	03/17/2025	0.000	50,000,000.00	49,304,388.89	49,404,930.56	49,716,300.00
1467468518	04821TQ32	ATLANTIC ASSET SECURITIZATION CORP.	03/03/2025	0.000	50,000,000.00	49,818,750.00	49,800,625.00	49,805,000.00
1423929647	04821TPQ2	ATLANTIC ASSET SECURITIZATION CORP.	02/24/2025	0.000	50,000,000.00	49,853,375.00	49,432,625.00	49,848,050.00
1418714992	04821TPL3	ATLANTIC ASSET SECURITIZATION CORP.	02/20/2025	0.000	50,000,000.00	49,878,875.00	49,419,875.00	49,872,500.00
1463028684	04821TRM9	ATLANTIC ASSET SECURITIZATION CORP.	04/21/2025	0.000	20,000,000.00	19,807,327.78	19,780,500.00	19,801,320.00
1464331368	0527M0PR2	AUTOBAHN FUNDING COMPANY, LLC	02/25/2025	0.000	50,000,000.00	49,855,000.00	49,788,541.67	49,841,950.00
1464331366	0527M0PR2	AUTOBAHN FUNDING COMPANY, LLC	02/25/2025	0.000	25,000,000.00	24,927,500.00	24,894,270.83	24,920,975.00
1454685630	0527M0PE1	AUTOBAHN FUNDING COMPANY, LLC	02/14/2025	0.000	50,000,000.00	49,921,277.78	49,763,833.33	49,909,000.00
1458663314	0527M0PJ0	AUTOBAHN FUNDING COMPANY, LLC	02/18/2025	0.000	50,000,000.00	49,897,291.67	49,782,500.00	49,884,650.00
1471637043	0527M0Q59	AUTOBAHN FUNDING COMPANY, LLC	03/05/2025	0.000	50,000,000.00	49,806,666.67	49,800,625.00	50,000,000.00
1457662730	0527M0PD3	AUTOBAHN FUNDING COMPANY, LLC	02/13/2025	0.000	50,000,000.00	49,927,666.67	49,795,055.56	49,915,100.00
1462061920	0527M0PM3	AUTOBAHN FUNDING COMPANY, LLC	02/21/2025	0.000	15,000,000.00	14,963,833.33	14,934,900.00	14,959,920.00
1471637053	0527M0Q59	AUTOBAHN FUNDING COMPANY, LLC	03/05/2025	0.000	45,000,000.00	44,826,000.00	44,820,562.50	45,000,000.00
1460488423	0527M0PE1	AUTOBAHN FUNDING COMPANY, LLC	02/14/2025	0.000	50,000,000.00	49,921,458.33	49,818,750.00	49,909,000.00
1463022038	0527M0PM3	AUTOBAHN FUNDING COMPANY, LLC	02/21/2025	0.000	50,000,000.00	49,879,444.44	49,783,000.00	49,866,400.00
1431864873	0527M0P35	AUTOBAHN FUNDING COMPANY, LLC	02/03/2025	0.000	40,000,000.00	39,989,777.78	39,698,444.44	39,980,680.00
1466690581	0527M0QC4	AUTOBAHN FUNDING COMPANY, LLC	03/12/2025	0.000	50,000,000.00	49,763,833.33	49,715,388.89	49,750,150.00
1463028680	0527M0PQ4	AUTOBAHN FUNDING COMPANY, LLC	02/24/2025	0.000	50,000,000.00	49,861,361.11	49,770,944.44	49,848,050.00
1466690576	0527M0QC4	AUTOBAHN FUNDING COMPANY, LLC	03/12/2025	0.000	50,000,000.00	49,763,833.33	49,715,388.89	49,750,150.00
1466690580	0527M0PU5	AUTOBAHN FUNDING COMPANY, LLC	02/28/2025	0.000	25,000,000.00	24,918,437.50	24,894,270.83	24,911,800.00
1441950966	0527M0P43	AUTOBAHN FUNDING COMPANY, LLC	02/04/2025	0.000	50,000,000.00	49,981,625.00	49,712,125.00	49,969,750.00
1464331365	0527M0PL5	AUTOBAHN FUNDING COMPANY, LLC	02/20/2025	0.000	50,000,000.00	49,885,472.22	49,819,166.67	49,872,500.00
1458648937	0527M0PE1	AUTOBAHN FUNDING COMPANY, LLC	02/14/2025	0.000	50,000,000.00	49,921,458.33	49,806,666.67	49,909,000.00
1444194168	1247P2S96	CAFCO LLC	05/09/2025	0.000	50,000,000.00	49,400,486.11	49,159,444.44	49,400,500.00
1386753175	1247P2P57	CAFCO LLC	02/05/2025	0.000	50,000,000.00	49,974,277.78	49,273,347.22	49,963,700.00
1463028677	1247P2T95	CAFCO LLC	06/09/2025	0.000	50,000,000.00	49,223,111.11	49,132,069.44	49,213,400.00
1444194170	1247P2S96	CAFCO LLC	05/09/2025	0.000	25,000,000.00	24,700,243.05	24,579,722.22	24,700,250.00
1384934165	1247P2PA6	CAFCO LLC	02/10/2025	0.000	50,000,000.00	49,942,000.00	49,213,777.78	49,933,350.00
1384304639	1247P2PB4	CAFCO LLC	02/11/2025	0.000	50,000,000.00	49,935,416.67	49,205,625.00	49,927,250.00
1388880328	1247P2PE8	CAFCO LLC	02/14/2025	0.000	50,000,000.00	49,916,041.67	49,218,541.67	49,909,000.00
1444194165	1247P2S70	CAFCO LLC	05/07/2025	0.000	50,000,000.00	49,412,847.22	49,165,625.00	49,412,600.00
1388880337	1247P2PE8	CAFCO LLC	02/14/2025	0.000	50,000,000.00	49,916,041.67	49,218,541.67	49,909,000.00
1449506072	1247P2SC9	CAFCO LLC	05/12/2025	0.000	50,000,000.00	49,386,111.11	49,189,666.67	49,382,350.00
1442823086	1247P2S54	CAFCO LLC	05/05/2025	0.000	50,000,000.00	49,425,208.33	49,159,444.44	49,424,700.00
1384934162	1247P2PA6	CAFCO LLC	02/10/2025	0.000	25,000,000.00	24,971,000.00	24,606,888.89	24,966,675.00
1432940637	1247P2Q72	CAFCO LLC	03/07/2025	0.000	50,000,000.00	49,786,083.33	49,446,333.33	49,780,800.00
1444194156	1247P2S70	CAFCO LLC	05/07/2025	0.000	50,000,000.00	49,412,847.22	49,165,625.00	49,412,600.00
1384304642	1247P2PB4	CAFCO LLC	02/11/2025	0.000	50,000,000.00	49,935,416.67	49,205,625.00	49,927,250.00
1442823082	1247P2S54	CAFCO LLC	05/05/2025	0.000	50,000,000.00	49,425,208.33	49,159,444.44	49,424,700.00
1381175151	1247P2P73	CAFCO LLC	02/07/2025	0.000	41,010,000.00	40,978,832.40	40,355,480.40	40,970,261.31
1395208185	1247P2PC2	CAFCO LLC	02/12/2025	0.000	50,000,000.00	49,928,958.33	49,283,125.00	49,921,200.00
1463028682	1247P2T95	CAFCO LLC	06/09/2025	0.000	50,000,000.00	49,223,111.11	49,132,069.44	49,213,400.00
1393460785	13738JPM6	CANCARA ASSET SECURITISATION LIMITED	02/21/2025	0.000	50,000,000.00	49,870,833.33	49,218,541.67	49,865,850.00
1429008954	13738JRA4	CANCARA ASSET SECURITISATION LIMITED	04/04/2025	0.000	50,000,000.00	49,609,916.67	49,232,416.67	49,609,250.00
1426900068	13738JQ37	CANCARA ASSET SECURITISATION LIMITED	03/03/2025	0.000	20,000,000.00	19,924,166.67	19,769,972.22	19,922,100.00
1411476760	13738JQD5	CANCARA ASSET SECURITISATION LIMITED	03/13/2025	0.000	30,000,000.00	29,848,333.33	29,545,000.00	29,846,430.00
1417167911	13738JQM5	CANCARA ASSET SECURITISATION LIMITED	03/21/2025	0.000	50,000,000.00	49,696,666.67	49,241,666.67	49,694,900.00
1438132287	13738JQK9	CANCARA ASSET SECURITISATION LIMITED	03/19/2025	0.000	40,000,000.00	39,771,022.22	39,537,066.67	39,765,760.00
1414280959	13738JQ37	CANCARA ASSET SECURITISATION LIMITED	03/03/2025	0.000	50,000,000.00	49,337,916.67	49,005,250.00	49,337,916.67
1430927497	13738JRW7	CANCARA ASSET SECURITISATION LIMITED	04/07/2025	0.000	50,000,000.00	49,591,041.67	49,226,125.00	49,591,200.00
1416248073	13738JPQ7	CANCARA ASSET SECURITISATION LIMITED	02/24/2025	0.000	50,000,000.00	49,854,013.89	49,384,319.44	49,847,700.00
1414								

LOS ANGELES COUNTY TREASURER  
 TREASURER PORTFOLIO COMPARED TO MARKET VALUE  
 FOR THE PERIOD: JANUARY 1, 2025 TO JANUARY 31, 2025  
 FUND: POOLED SURPLUS INVESTMENTS  
 ATTACHMENT X

Security ID	CUSIP	Description	Final Maturity	Face Rate	PAR	Amortized Cost	Historical Cost	Market Value
1414280952	13738JQ37	CANCARA ASSET SECURITISATION LIMITED	03/03/2025	0.000	25,000,000.00	24,905,416.67	24,668,958.33	24,902,625.00
1426901256	15963TRF8	CHARIOT FUNDING LLC	04/15/2025	0.000	50,000,000.00	49,535,638.89	49,147,611.11	49,541,650.00
1404953650	15963TP37	CHARIOT FUNDING LLC	02/03/2025	0.000	50,000,000.00	49,987,000.00	49,408,500.00	49,975,850.00
1426901257	15963TRF8	CHARIOT FUNDING LLC	04/15/2025	0.000	50,000,000.00	49,535,638.89	49,147,611.11	49,541,650.00
1471637044	15963TRW1	CHARIOT FUNDING LLC	04/30/2025	0.000	50,000,000.00	49,465,888.88	49,459,819.44	49,456,700.00
1420217853	15963TQ77	CHARIOT FUNDING LLC	03/07/2025	0.000	50,000,000.00	49,783,250.00	49,349,750.00	49,780,800.00
1420217840	15963TQ77	CHARIOT FUNDING LLC	03/07/2025	0.000	30,000,000.00	29,869,950.00	29,609,850.00	29,868,480.00
1442823087	17177LS54	CIESCO, LLC	05/05/2025	0.000	50,000,000.00	49,425,208.33	49,159,444.44	49,423,400.00
1449506076	17177LT46	CIESCO, LLC	06/04/2025	0.000	50,000,000.00	49,248,333.34	49,052,777.78	49,241,300.00
1411469738	17177LQ49	CIESCO, LLC	03/04/2025	0.000	50,000,000.00	49,804,527.78	49,293,777.78	49,799,150.00
1442823080	17177LS54	CIESCO, LLC	05/05/2025	0.000	50,000,000.00	49,425,208.33	49,159,444.44	49,423,400.00
1412376460	17177LQ72	CIESCO, LLC	03/07/2025	0.000	50,000,000.00	49,785,138.89	49,285,902.78	49,780,800.00
1411469734	17177LQ49	CIESCO, LLC	03/04/2025	0.000	50,000,000.00	49,804,527.78	49,293,777.78	49,799,150.00
1470804421	20260AS19	COMMERCIAL BANK US FINANCE	05/01/2025	0.000	50,000,000.00	49,462,291.67	49,456,250.00	49,450,550.00
1395944661	12619TPA6	CRC FUNDING, LLC	02/10/2025	0.000	25,000,000.00	24,971,000.00	24,652,000.00	24,966,675.00
1444194166	12619TS70	CRC FUNDING, LLC	05/07/2025	0.000	50,000,000.00	49,412,847.22	49,165,625.00	49,408,550.00
1444194157	12619TS70	CRC FUNDING, LLC	05/07/2025	0.000	25,000,000.00	24,706,423.61	24,582,812.50	24,704,275.00
1382826489	12619TP73	CRC FUNDING, LLC	02/07/2025	0.000	50,000,000.00	49,961,333.33	49,213,777.78	49,951,550.00
1382119904	12619TP57	CRC FUNDING, LLC	02/05/2025	0.000	50,000,000.00	49,974,166.67	49,225,000.00	49,963,700.00
1384304641	12619TPB4	CRC FUNDING, LLC	02/11/2025	0.000	50,000,000.00	49,935,694.44	49,202,611.11	49,927,250.00
1389592066	12619TPB4	CRC FUNDING, LLC	02/11/2025	0.000	37,750,000.00	37,701,239.58	37,179,503.13	37,695,073.75
1449506068	12619TS88	CRC FUNDING, LLC	05/08/2025	0.000	50,000,000.00	49,412,000.00	49,216,000.00	49,402,450.00
1435030249	12619TRV8	CRC FUNDING, LLC	04/29/2025	0.000	10,000,000.00	9,891,250.00	9,826,250.00	9,891,440.00
1435815840	12619TRW6	CRC FUNDING, LLC	04/30/2025	0.000	50,000,000.00	49,450,000.00	49,131,250.00	49,451,250.00
1382119903	12619TP57	CRC FUNDING, LLC	02/05/2025	0.000	50,000,000.00	49,974,166.67	49,225,000.00	49,963,700.00
1435030246	12619TRV8	CRC FUNDING, LLC	04/29/2025	0.000	50,000,000.00	49,456,250.00	49,131,250.00	49,457,200.00
1383459828	12619TP65	CRC FUNDING, LLC	02/06/2025	0.000	50,000,000.00	49,967,777.78	49,226,666.67	49,957,600.00
1412372618	12619TQ56	CRC FUNDING, LLC	03/05/2025	0.000	50,000,000.00	49,797,777.78	49,292,222.22	49,793,050.00
1384304630	12619TPC2	CRC FUNDING, LLC	02/12/2025	0.000	50,000,000.00	49,929,416.67	49,197,916.67	49,921,200.00
1395944666	12619TPA6	CRC FUNDING, LLC	02/10/2025	0.000	50,000,000.00	49,942,000.00	49,304,000.00	49,933,350.00
1384304627	12619TPC2	CRC FUNDING, LLC	02/12/2025	0.000	50,000,000.00	49,929,416.67	49,197,916.67	49,921,200.00
1382119141	12619TP32	CRC FUNDING, LLC	02/03/2025	0.000	50,000,000.00	49,987,083.33	49,231,458.33	49,975,850.00
1382826497	12619TP73	CRC FUNDING, LLC	02/07/2025	0.000	50,000,000.00	49,961,333.33	49,213,777.78	49,951,550.00
1469416625	12619TUG7	CRC FUNDING, LLC	07/16/2025	0.000	50,000,000.00	49,010,000.00	48,986,000.00	48,986,400.00
1395208187	12619TPE8	CRC FUNDING, LLC	02/14/2025	0.000	50,000,000.00	49,916,041.67	49,270,208.33	49,909,000.00
1384934153	12619TPA6	CRC FUNDING, LLC	02/10/2025	0.000	50,000,000.00	49,942,000.00	49,239,555.56	49,933,350.00
1460490027	22533TP59	CREDIT AGRICOLE CORPORATE AND INVESTMENT BANK, NEW YORK BRAN	02/05/2025	0.000	50,000,000.00	49,976,111.11	49,874,583.33	49,964,100.00
1448405756	22533TQ74	CREDIT AGRICOLE CORPORATE AND INVESTMENT BANK, NEW YORK BRAN	03/07/2025	0.000	50,000,000.00	49,797,416.67	49,600,791.67	49,784,700.00
1469985101	22533TP67	CREDIT AGRICOLE CORPORATE AND INVESTMENT BANK, NEW YORK BRAN	02/06/2025	0.000	50,000,000.00	49,970,069.44	49,952,111.11	49,958,150.00
1441955201	22533TQK5	CREDIT AGRICOLE CORPORATE AND INVESTMENT BANK, NEW YORK BRAN	03/19/2025	0.000	50,000,000.00	49,716,333.33	49,445,000.00	49,712,850.00
1447478240	22533TQ58	CREDIT AGRICOLE CORPORATE AND INVESTMENT BANK, NEW YORK BRAN	03/05/2025	0.000	50,000,000.00	49,808,888.89	49,593,888.89	49,796,700.00
1448405760	22533TQ74	CREDIT AGRICOLE CORPORATE AND INVESTMENT BANK, NEW YORK BRAN	03/07/2025	0.000	50,000,000.00	49,797,416.67	49,600,791.67	49,784,700.00
1453790538	22533TPK6	CREDIT AGRICOLE CORPORATE AND INVESTMENT BANK, NEW YORK BRAN	02/19/2025	0.000	50,000,000.00	49,893,250.00	49,721,263.89	49,800,400.00
1469985094	22533TP67	CREDIT AGRICOLE CORPORATE AND INVESTMENT BANK, NEW YORK BRAN	02/06/2025	0.000	50,000,000.00	49,970,069.44	49,952,111.11	49,958,150.00
1460490024	22533TP59	CREDIT AGRICOLE CORPORATE AND INVESTMENT BANK, NEW YORK BRAN	02/05/2025	0.000	50,000,000.00	49,976,111.11	49,874,583.33	49,964,100.00
1447478248	22533TQ58	CREDIT AGRICOLE CORPORATE AND INVESTMENT BANK, NEW YORK BRAN	03/05/2025	0.000	50,000,000.00	49,808,888.89	49,593,888.89	49,796,700.00
1441039042	22533TPU4	CREDIT AGRICOLE CORPORATE AND INVESTMENT BANK, NEW YORK BRAN	02/28/2025	0.000	50,000,000.00	49,837,625.00	49,567,000.00	49,826,600.00
1467468510	45685QRW1	ING (U.S.) FUNDING LLC	04/30/2025	0.000	50,000,000.00	49,470,777.77	49,440,708.33	49,452,500.00
1440039265	4497W0TJ7	ING (U.S.) FUNDING LLC	06/18/2025	0.000	50,000,000.00	49,147,555.56	48,867,555.56	49,158,600.00
1469978989	45685QRU5	ING (U.S.) FUNDING LLC	04/28/2025	0.000	50,000,000.00	49,482,805.56	49,464,763.89	49,464,650.00
1457662718	4497W0UA4	ING (U.S.) FUNDING LLC	07/10/2025	0.000	50,000,000.00	49,046,000.00	48,914,000.00	49,030,350.00
1467468519	45685QRV3	ING (U.S.) FUNDING LLC	04/29/2025	0.000	50,000,000.00	49,476,791.66	49,446,722.22	49,458,600.00
1467468515	45685QRW1	ING (U.S.) FUNDING LLC	04/30/2025	0.000	50,000,000.00	49,470,777.77	49,440,708.33	49,452,500.00
1467468520	45685QRV3	ING (U.S.) FUNDING LLC	04/29/2025	0.000	50,000,000.00	49,476,791.66	49,446,722.22	49,458,600.00
1440039266	4497W0TJ7	ING (U.S.) FUNDING LLC	06/18/2025	0.000	50,000,000.00	49,147,555.56	48,867,555.56	49,158,600.00
1458648939	4497W0UB2	ING (U.S.) FUNDING LLC	07/11/2025	0.000	50,000,000.00	49,037,777.78	48,935,541.67	49,024,400.00
1457662719	4497W0UA4	ING (U.S.) FUNDING LLC	07/10/2025	0.000	50,000,000.00	49,046,000.00	48,914,000.00	49,030,350.00
1458648941	4497W0UB2	ING (U.S.) FUNDING LLC	07/11/2025	0.000	50,000,000.00	49,037,777.78	48,935,541.67	49,024,400.00
1469978988	45685QRU5	ING (U.S.) FUNDING LLC	04/28/2025	0.000	50,000,000.00	49,482,805.56	49,464,763.89	49,464,650.00
1471637047	47816FR37	JOHNSON & JOHNSON	04/03/2025	0.000	50,000,000.00	49,640,777.78	49,634,888.89	50,000,000.00
1471637045	47816FS51	JOHNSON & JOHNSON	05/05/2025	0.000	50,000,000.00	49,458,791.66	49,452,972.22	50,000,000.00
1431869128	47816FP54	JOHNSON & JOHNSON	02/05/2025	0.000	25,000,000.00	24,987,944.44	24,816,152.78	24,982,100.00
1431864882	47816FQ79	JOHNSON & JOHNSON	03/07/2025	0.000	50,000,000.00	49,795,055.55	49,451,472.22	49,787,300.00
1418714993	47816FQC8	JOHNSON & JOHNSON	03/12/2025	0.000	50,000,000.00	49,761,125.00	49,320,125.00	49,757,550.00
1471637051	47816FR37	JOHNSON & JOHNSON	04/03/2025	0.000	50,000,000.00	49,640,777.78	49,634,888.89	50,000,000.00
1431869130	47816FP70	JOHNSON & JOHNSON	02/07/2025	0.000	50,000,000.00	49,963,916.67	49,621,125.00	49,952,250.00
1471637046	47816FS51	JOHNSON & JOHNSON	05/05/2025	0.000	50,000,000.00	49,458,791.66	49,452,972.22	50,000,000.00
1418714990	47816FQC8	JOHNSON & JOHNSON	03/12/2025	0.000	50,000,000.00	49,761,125.00	49,320,125.00	49,757,550.00
1431864881	47816FQ79	JOHNSON & JOHNSON	03/07/2025	0.000	50,000,000.00	49,795,055.55	49,451,472.22	49,787,300.00
1431869127	47816FP54	JOHNSON & JOHNSON	02/05/2025	0.000	50,000,000.00	49,975,888.89	49,632,305.56	49,964,200.00
1459582622	47816FRH6	JOHNSON & JOHNSON	04/17/2025	0.000	25,000,000.00	24,779,687.50	24,726,812.50	24,772,575.00
1459582624	47816FQE4	JOHNSON & JOHNSON	03/14/2025	0.000	50,000,000.00	49,758,555.56	49,652,555.56	49,745,650.00
1431869129	47816FP70	JOHNSON & JOHNSON	02/07/2025	0.000	50,000,000.00	49,963,916.67	49,621,125.00	49,952,250.00
1432940647	4820P2PE9	JUPITER SECURITIZATION COMPANY LLC	02/14/2025	0.000	50,000,000.00	49,917,305.56	49,573,805.56	49,909,000.00
1417163614	4820P2PK5	JUPITER SECURITIZATION COMPANY LLC	02/19/2025	0.000	45,600,000.00	45,495,576.00	45,066,277.33	45,489,283.20
1432940636	4820P2PE9	JUPITER SECURITIZATION COMPANY LLC	02/14/2025	0.000	50,000,000.00	49,917,305.56	49,573,805.56	49,909,000.00
1453790533	4820P2R23	JUPITER SECURITIZATION COMPANY LLC	04/02/2025	0.000	50,000,000.00	49,632,500.00	49,454,875.00	49,621,300.00
1458663316	4820P2PD1	JUPITER SECURITIZATION COMPANY LLC	02/13/2025	0.000	40,000,000.00	39,941,733.33	39,849,477.78	39,932,080.00
1455460819	4820P2R72	JUPITER SECURITIZATION COMPANY LLC	04/07/2025	0.000	25,000,000.00	24,801,388.89	24,725,000.00	24,795,600.00
1465411446	4820P2RR8	JUPITER SECURITIZATION COMPANY LLC	04/25/2025	0.000	50,000,000.00	49,495,083.33	49,434,250.00	49,483,500.00
1432940631	4820P2Q73	JUPITER SECURITIZATION COMPANY LLC	03/07/2025	0.000	30,000,000.00	29,871,083.33	29,666,333.33	29,868,480.00
1405971483	4820P2P74	JUPITER SECURITIZATION COMPANY LLC	02/07/2025	0.000	50,000,000.00	49,961,250.00	49,392,916.67	49,951,550.00
1417163613	4820P2PK5	JUPITER SECURITIZATION COMPANY LLC	02/19/2025	0.000	50,000,000.00	49,885,500.00	49,414,777.78	49,878,600.00
1462061921	4820P2QK4	JUPITER SECURITIZATION COMPANY LLC	03/19/2025	0.000	34,000,000.00	33,809,713.34	33,743,526.67	33,800,896.00
1465411451	4820P2RR8	JUPITER SECURITIZATION COMPANY LLC						



LOS ANGELES COUNTY TREASURER  
 TREASURER PORTFOLIO COMPARED TO MARKET VALUE  
 FOR THE PERIOD: JANUARY 1, 2025 TO JANUARY 31, 2025  
 FUND: POOLED SURPLUS INVESTMENTS  
 ATTACHMENT X

Security ID	CUSIP	Description	Final Maturity	Face Rate	PAR	Amortized Cost	Historical Cost	Market Value
1454685626	50286LR88	LA FAYETTE ASSET SECURITIZATION LLC	04/08/2025	0.000	20,000,000.00	19,838,666.67	19,775,111.11	19,834,080.00
1434171979	50286LQE6	LA FAYETTE ASSET SECURITIZATION LLC	03/14/2025	0.000	50,000,000.00	49,740,333.33	49,417,333.33	49,737,900.00
1404955797	50286LP56	LA FAYETTE ASSET SECURITIZATION LLC	02/05/2025	0.000	50,000,000.00	49,974,222.22	49,407,111.11	49,963,700.00
1411469737	50286LPA5	LA FAYETTE ASSET SECURITIZATION LLC	02/10/2025	0.000	35,000,000.00	34,959,925.00	34,599,250.00	34,953,345.00
1454708951	50286LRB1	LA FAYETTE ASSET SECURITIZATION LLC	04/11/2025	0.000	50,000,000.00	49,579,291.67	49,439,055.56	49,567,200.00
1434171978	50286LQE6	LA FAYETTE ASSET SECURITIZATION LLC	03/14/2025	0.000	50,000,000.00	49,740,333.33	49,417,333.33	49,737,900.00
1455466554	50286LRA3	LA FAYETTE ASSET SECURITIZATION LLC	04/10/2025	0.000	50,000,000.00	49,585,388.89	49,445,152.78	49,573,200.00
1436788382	50286LQJ5	LA FAYETTE ASSET SECURITIZATION LLC	03/18/2025	0.000	40,000,000.00	39,773,500.00	39,521,833.33	39,770,680.00
1438132285	6117P4RF9	MONT BLANC CAPITAL CORP	04/15/2025	0.000	50,000,000.00	49,543,750.00	49,250,000.00	49,543,250.00
1386753190	6117P4PJ3	MONT BLANC CAPITAL CORP	02/18/2025	0.000	36,775,000.00	36,694,074.57	36,175,199.75	36,690,160.08
1438132289	6117P4RF9	MONT BLANC CAPITAL CORP	04/15/2025	0.000	20,000,000.00	19,817,500.00	19,700,000.00	19,817,300.00
1388880334	6117P4PJ3	MONT BLANC CAPITAL CORP	02/18/2025	0.000	40,215,000.00	40,126,694.56	39,565,695.31	40,122,224.00
1390502360	6117P4PK0	MONT BLANC CAPITAL CORP	02/19/2025	0.000	50,000,000.00	49,883,500.00	49,197,444.44	49,878,600.00
1459582619	6117P4PJ3	MONT BLANC CAPITAL CORP	02/18/2025	0.000	50,000,000.00	49,896,819.44	49,787,569.44	49,884,650.00
1383459829	6117P4P53	MONT BLANC CAPITAL CORP	02/05/2025	0.000	30,086,000.00	30,070,455.57	29,623,553.11	30,064,157.56
1435815836	6117P4QE3	MONT BLANC CAPITAL CORP	03/14/2025	0.000	3,045,000.00	3,029,255.66	3,009,671.23	3,029,038.11
1414280949	6117P4PJ3	MONT BLANC CAPITAL CORP	02/18/2025	0.000	40,000,000.00	39,912,922.22	39,513,388.89	39,907,720.00
1435815829	6117P4QE3	MONT BLANC CAPITAL CORP	03/14/2025	0.000	50,000,000.00	49,741,472.22	49,418,888.89	49,737,900.00
1417163615	6117P4QE3	MONT BLANC CAPITAL CORP	03/14/2025	0.000	20,000,000.00	19,895,905.56	19,708,027.78	19,895,160.00
1417163616	6117P4QE3	MONT BLANC CAPITAL CORP	03/14/2025	0.000	50,000,000.00	49,739,763.89	49,270,069.44	49,737,900.00
1459582620	6117P4PJ3	MONT BLANC CAPITAL CORP	02/18/2025	0.000	18,982,000.00	18,942,828.53	18,901,352.86	18,938,208.53
1435815835	6117P4QE3	MONT BLANC CAPITAL CORP	03/14/2025	0.000	18,017,000.00	17,923,636.91	17,807,502.33	17,922,554.89
1470798338	6117P4Q37	MONT BLANC CAPITAL CORP	03/03/2025	0.000	50,000,000.00	49,817,900.00	49,805,333.33	49,805,250.00
1417860358	6117P4QL7	MONT BLANC CAPITAL CORP	03/20/2025	0.000	45,363,000.00	45,091,754.46	44,670,458.20	45,091,774.62
1374462696	6117P4PL8	MONT BLANC CAPITAL CORP	02/20/2025	0.000	40,129,000.00	40,033,058.25	39,406,912.09	40,026,671.05
1460490028	6117P4SF8	MONT BLANC CAPITAL CORP	05/15/2025	0.000	46,994,000.00	46,406,431.41	46,315,158.62	46,395,014.48
1464331363	6117P4TG5	MONT BLANC CAPITAL CORP	06/16/2025	0.000	28,978,000.00	28,500,949.68	28,462,078.91	28,496,095.86
1399641487	63873JP79	NATIXIS, NEW YORK BRANCH	02/07/2025	0.000	50,000,000.00	49,961,583.33	49,353,319.44	49,952,150.00
1432940634	63873JQA1	NATIXIS, NEW YORK BRANCH	03/10/2025	0.000	50,000,000.00	49,769,263.89	49,432,513.89	49,763,750.00
1395944670	63873JP79	NATIXIS, NEW YORK BRANCH	02/07/2025	0.000	50,000,000.00	49,961,500.00	49,326,250.00	49,952,150.00
1432940649	63873JQA1	NATIXIS, NEW YORK BRANCH	03/10/2025	0.000	50,000,000.00	49,769,263.89	49,432,513.89	49,763,750.00
1435815832	63873JQC7	NATIXIS, NEW YORK BRANCH	03/12/2025	0.000	50,000,000.00	49,758,958.33	49,443,750.00	49,751,450.00
1399641478	63873JP79	NATIXIS, NEW YORK BRANCH	02/07/2025	0.000	50,000,000.00	49,961,583.33	49,353,319.44	49,952,150.00
1408781485	63873JP38	NATIXIS, NEW YORK BRANCH	02/03/2025	0.000	50,000,000.00	49,987,361.11	49,450,208.33	49,976,100.00
1423101202	63873JQ37	NATIXIS, NEW YORK BRANCH	03/03/2025	0.000	50,000,000.00	49,810,000.00	49,385,666.67	49,806,750.00
1395944663	63873JP53	NATIXIS, NEW YORK BRANCH	02/05/2025	0.000	50,000,000.00	49,974,333.33	49,358,333.33	49,964,100.00
1419307833	63873JQ37	NATIXIS, NEW YORK BRANCH	03/03/2025	0.000	50,000,000.00	49,808,750.00	49,356,125.00	49,806,750.00
1436788385	63873JQH6	NATIXIS, NEW YORK BRANCH	03/17/2025	0.000	50,000,000.00	49,728,055.56	49,419,027.78	49,720,550.00
1441950969	63873JR44	NATIXIS, NEW YORK BRANCH	04/04/2025	0.000	50,000,000.00	49,621,111.11	49,352,222.22	49,609,150.00
1395208186	63873JP53	NATIXIS, NEW YORK BRANCH	02/05/2025	0.000	50,000,000.00	49,974,000.00	49,324,000.00	49,964,100.00
1393456851	63873JPL8	NATIXIS, NEW YORK BRANCH	02/20/2025	0.000	50,000,000.00	49,877,555.56	49,220,222.22	49,873,700.00
1441950973	63873JR44	NATIXIS, NEW YORK BRANCH	04/04/2025	0.000	50,000,000.00	49,621,111.11	49,352,222.22	49,609,150.00
1419307838	63873JQ37	NATIXIS, NEW YORK BRANCH	03/03/2025	0.000	47,235,000.00	47,054,326.12	46,626,731.29	47,052,436.73
1392035380	63873JP38	NATIXIS, NEW YORK BRANCH	02/03/2025	0.000	50,000,000.00	49,987,000.00	49,317,500.00	49,976,100.00
1395944668	63873JP53	NATIXIS, NEW YORK BRANCH	02/05/2025	0.000	50,000,000.00	49,974,333.33	49,358,333.33	49,964,100.00
1389592065	63873JP38	NATIXIS, NEW YORK BRANCH	02/03/2025	0.000	50,000,000.00	49,987,166.67	49,300,583.33	49,976,100.00
1390502365	63873JP38	NATIXIS, NEW YORK BRANCH	02/03/2025	0.000	50,000,000.00	49,987,166.67	49,307,000.00	49,976,100.00
1448405761	67983TPU4	OLD LINE FUNDING, LLC	02/28/2025	0.000	50,000,000.00	49,833,875.00	49,636,986.11	49,824,000.00
1407636637	67983TPA8	OLD LINE FUNDING, LLC	02/10/2025	0.000	50,000,000.00	49,943,125.00	49,399,652.78	49,933,500.00
1403361549	67983TP67	OLD LINE FUNDING, LLC	02/06/2025	0.000	50,000,000.00	49,968,055.56	49,399,444.44	49,957,700.00
1458648940	67983TRH1	OLD LINE FUNDING, LLC	04/17/2025	0.000	50,000,000.00	49,546,875.00	49,450,208.33	49,530,950.00
1442823081	67983TQM1	OLD LINE FUNDING, LLC	03/21/2025	0.000	50,000,000.00	49,704,000.00	49,438,833.33	49,693,500.00
1393456861	67983TPE0	OLD LINE FUNDING, LLC	02/14/2025	0.000	50,000,000.00	49,116,583.33	49,281,333.33	49,909,250.00
1463028674	67983TRP3	OLD LINE FUNDING, LLC	04/23/2025	0.000	50,000,000.00	49,514,000.00	49,454,000.00	49,495,800.00
1460490029	67983TRG3	OLD LINE FUNDING, LLC	04/16/2025	0.000	50,000,000.00	49,553,944.44	49,457,500.00	49,536,800.00
1467468513	67983TRW8	OLD LINE FUNDING, LLC	04/30/2025	0.000	10,000,000.00	9,894,400.00	9,892,000.00	9,891,000.00
1435030260	67983TQE9	OLD LINE FUNDING, LLC	03/14/2025	0.000	50,000,000.00	49,746,027.78	49,436,305.56	49,736,950.00
1458648938	67983TRH1	OLD LINE FUNDING, LLC	04/17/2025	0.000	50,000,000.00	49,546,875.00	49,450,208.33	49,530,950.00
1442823083	67983TQM1	OLD LINE FUNDING, LLC	03/21/2025	0.000	5,000,000.00	4,970,400.00	4,943,883.33	4,969,350.00
1467468511	67983TRW8	OLD LINE FUNDING, LLC	04/30/2025	0.000	50,000,000.00	49,472,000.00	49,460,000.00	49,455,000.00
1440021927	67983TPM2	OLD LINE FUNDING, LLC	02/21/2025	0.000	50,000,000.00	49,876,111.11	49,591,166.67	49,866,700.00
1460490026	67983TRG3	OLD LINE FUNDING, LLC	04/16/2025	0.000	25,000,000.00	24,776,972.22	24,728,750.00	24,768,400.00
1405971489	67983TP59	OLD LINE FUNDING, LLC	02/05/2025	0.000	50,000,000.00	49,974,777.78	49,418,888.89	49,963,750.00
1382826484	67983TP59	OLD LINE FUNDING, LLC	02/05/2025	0.000	50,000,000.00	49,974,277.78	49,228,333.33	49,963,750.00
1435030250	67983TQE9	OLD LINE FUNDING, LLC	03/14/2025	0.000	50,000,000.00	49,746,027.78	49,436,305.56	49,736,950.00
1441039044	67983TQK5	OLD LINE FUNDING, LLC	03/19/2025	0.000	50,000,000.00	49,715,694.44	49,437,569.44	49,705,850.00
1393456854	71344TPA4	PEPSICO, INC.	02/10/2025	0.000	50,000,000.00	49,944,250.00	49,312,416.67	49,934,400.00
1397753139	71344TPR7	PEPSICO, INC.	02/25/2025	0.000	50,000,000.00	49,851,333.33	49,256,666.67	49,845,100.00
1430927501	71344TPJ5	PEPSICO, INC.	02/18/2025	0.000	50,000,000.00	49,896,583.33	49,543,750.00	49,886,800.00
1399641476	71344TPJ5	PEPSICO, INC.	02/18/2025	0.000	50,000,000.00	49,894,694.44	49,306,222.22	49,886,800.00
1393456856	71344TPC0	PEPSICO, INC.	02/12/2025	0.000	50,000,000.00	49,931,861.11	49,300,027.78	49,922,500.00
1388886095	71344TPA4	PEPSICO, INC.	02/10/2025	0.000	50,000,000.00	49,944,125.00	49,273,625.00	49,934,400.00
1395208195	71344TPQ9	PEPSICO, INC.	02/24/2025	0.000	50,000,000.00	49,857,527.78	49,238,083.33	49,851,050.00
1400330575	71344TPL0	PEPSICO, INC.	02/20/2025	0.000	25,000,000.00	24,941,152.78	24,650,013.89	24,937,450.00
1395948315	71344TPK2	PEPSICO, INC.	02/19/2025	0.000	50,000,000.00	49,888,500.00	49,293,833.33	49,880,850.00
1392035377	71344TPE6	PEPSICO, INC.	02/14/2025	0.000	50,000,000.00	49,919,472.22	49,281,444.44	49,910,600.00
1393456863	71344TPD8	PEPSICO, INC.	02/13/2025	0.000	50,000,000.00	49,925,666.67	49,293,833.33	49,916,550.00
1429008936	71344TPC0	PEPSICO, INC.	02/12/2025	0.000	50,000,000.00	49,933,083.33	49,568,083.33	49,922,500.00
1399641485	71344TPJ5	PEPSICO, INC.	02/18/2025	0.000	50,000,000.00	49,894,694.44	49,306,222.22	49,886,800.00
1397753136	71344TPM8	PEPSICO, INC.	02/21/2025	0.000	50,000,000.00	49,876,111.11	49,281,444.44	49,868,900.00
1392035379	71344TPE6	PEPSICO, INC.	02/14/2025	0.000	50,000,000.00	49,919,472.22	49,281,444.44	49,910,600.00
1429008938	71344TPC0	PEPSICO, INC.	02/12/2025	0.000	50,000,000.00	49,933,083.33	49,568,083.33	49,922,500.00
1395208189	71344TPL0	PEPSICO, INC.	02/20/2025	0.000	50,000,000.00	49,882,569.44	49,264,513.89	49,874,900.00
1401399100	71344TPM8	PEPSICO, INC.	02/21/2025	0.000	25,000,000.00	24,938,055.56	24,650,013.89	24,934,450.00
1401399098	71344TPM8	PEPSICO, INC.	02/21/2025	0.000	50,000,000.00	49,876,111.11	49,300,027.78	49,868,900.00
1430927500	71344TPU0	PEPSICO, INC.	02/28/2025	0.000	40,000,000.00			

LOS ANGELES COUNTY TREASURER  
 TREASURER PORTFOLIO COMPARED TO MARKET VALUE  
 FOR THE PERIOD: JANUARY 1, 2025 TO JANUARY 31, 2025  
 FUND: POOLED SURPLUS INVESTMENTS  
 ATTACHMENT X

Security ID	CUSIP	Description	Final Maturity	Face Rate	PAR	Amortized Cost	Historical Cost	Market Value
1460488424	71344TU75	PEPSICO, INC.	07/07/2025	0.000	50,000,000.00	49,090,000.00	48,990,833.33	49,088,150.00
1381175157	71344TPJ5	PEPSICO, INC.	02/18/2025	0.000	25,000,000.00	24,948,173.61	24,582,340.28	24,943,400.00
1430045079	71344TPD8	PEPSICO, INC.	02/13/2025	0.000	50,000,000.00	49,927,000.00	49,568,083.33	49,916,550.00
1390502367	71344TPC0	PEPSICO, INC.	02/12/2025	0.000	50,000,000.00	49,931,708.33	49,273,625.00	49,922,500.00
1413030635	82124LP66	SHEFFIELD RECEIVABLES COMPANY LLC	02/14/2025	0.000	50,000,000.00	49,917,125.00	49,413,500.00	49,908,800.00
1429008943	82124LQ39	SHEFFIELD RECEIVABLES COMPANY LLC	03/03/2025	0.000	50,000,000.00	49,808,750.00	49,426,250.00	49,804,850.00
1407636652	82124LP71	SHEFFIELD RECEIVABLES COMPANY LLC	02/07/2025	0.000	50,000,000.00	49,961,500.00	49,409,666.67	49,951,550.00
1397753134	82124LP30	SHEFFIELD RECEIVABLES COMPANY LLC	02/03/2025	0.000	50,000,000.00	49,986,972.22	49,361,638.89	49,975,850.00
1435030253	82124LQE5	SHEFFIELD RECEIVABLES COMPANY LLC	03/14/2025	0.000	50,000,000.00	49,741,472.22	49,413,583.33	49,737,300.00
1456151502	82124LR79	SHEFFIELD RECEIVABLES COMPANY LLC	04/07/2025	0.000	50,000,000.00	49,603,680.55	49,457,347.22	49,591,550.00
1394336005	82124LP55	SHEFFIELD RECEIVABLES COMPANY LLC	02/05/2025	0.000	50,000,000.00	49,974,166.67	49,321,875.00	49,963,700.00
1430927508	82124LQA3	SHEFFIELD RECEIVABLES COMPANY LLC	03/10/2025	0.000	50,000,000.00	49,764,638.89	49,395,694.44	49,761,900.00
1454685624	82124LR87	SHEFFIELD RECEIVABLES COMPANY LLC	04/08/2025	0.000	50,000,000.00	49,597,583.34	49,439,055.56	49,585,600.00
1442823085	82124LQM7	SHEFFIELD RECEIVABLES COMPANY LLC	03/21/2025	0.000	50,000,000.00	49,700,666.67	49,432,513.89	49,694,450.00
1435815838	82124LQE5	SHEFFIELD RECEIVABLES COMPANY LLC	03/14/2025	0.000	50,000,000.00	49,741,472.22	49,419,888.89	49,737,300.00
1395948317	82124LPB2	SHEFFIELD RECEIVABLES COMPANY LLC	02/11/2025	0.000	50,000,000.00	49,935,416.67	49,315,416.67	49,927,150.00
1430045078	82124LQ54	SHEFFIELD RECEIVABLES COMPANY LLC	03/05/2025	0.000	50,000,000.00	49,796,000.00	49,419,875.00	49,792,550.00
1430927504	82124LQA3	SHEFFIELD RECEIVABLES COMPANY LLC	03/10/2025	0.000	50,000,000.00	49,764,638.89	49,395,694.44	49,761,900.00
1438132286	82124LQM7	SHEFFIELD RECEIVABLES COMPANY LLC	03/21/2025	0.000	50,000,000.00	49,698,666.67	49,403,611.11	49,694,450.00
1455460821	82124LR79	SHEFFIELD RECEIVABLES COMPANY LLC	04/07/2025	0.000	50,000,000.00	49,602,777.78	49,450,000.00	49,591,550.00
1416240366	82124LPK2	SHEFFIELD RECEIVABLES COMPANY LLC	02/19/2025	0.000	50,000,000.00	49,885,250.00	49,407,125.00	49,878,300.00
1430045073	82124LQ54	SHEFFIELD RECEIVABLES COMPANY LLC	03/05/2025	0.000	50,000,000.00	49,796,000.00	49,419,875.00	49,792,550.00
1444194169	82124LQ99	SHEFFIELD RECEIVABLES COMPANY LLC	03/28/2025	0.000	50,000,000.00	49,658,541.66	49,410,208.33	49,651,650.00
1440021933	82124LQL9	SHEFFIELD RECEIVABLES COMPANY LLC	03/20/2025	0.000	50,000,000.00	49,704,944.45	49,416,166.67	49,700,550.00
1411469736	82124LPE6	SHEFFIELD RECEIVABLES COMPANY LLC	02/14/2025	0.000	50,000,000.00	49,917,847.22	49,405,972.22	49,908,800.00
1434168067	82124LQC9	SHEFFIELD RECEIVABLES COMPANY LLC	03/12/2025	0.000	50,000,000.00	49,754,083.33	49,419,888.89	49,749,600.00
1470798340	82124LRW4	SHEFFIELD RECEIVABLES COMPANY LLC	04/30/2025	0.000	50,000,000.00	49,468,333.33	49,456,250.00	49,455,600.00
1436788384	82124LQH8	SHEFFIELD RECEIVABLES COMPANY LLC	03/17/2025	0.000	50,000,000.00	49,723,166.67	49,408,583.33	49,718,900.00
1429008952	89119AP77	THE TORONTO-DOMINION BANK	02/07/2025	0.000	50,000,000.00	49,962,000.00	49,582,000.00	49,952,100.00
1444194652	89119APU6	THE TORONTO-DOMINION BANK	02/28/2025	0.000	50,000,000.00	49,832,375.00	49,584,041.67	49,823,900.00
1430927499	89119AQ35	THE TORONTO-DOMINION BANK	03/03/2025	0.000	50,000,000.00	49,811,666.67	49,447,555.56	49,805,450.00
1445666987	89119AQ35	THE TORONTO-DOMINION BANK	03/03/2025	0.000	50,000,000.00	49,814,166.67	49,584,972.22	49,805,450.00
1426915201	89119AP51	THE TORONTO-DOMINION BANK	02/05/2025	0.000	50,000,000.00	49,974,611.11	49,587,430.56	49,964,100.00
1430927506	89119AQ35	THE TORONTO-DOMINION BANK	03/03/2025	0.000	50,000,000.00	49,811,666.67	49,447,555.56	49,805,450.00
1434168066	89119APAO	THE TORONTO-DOMINION BANK	02/10/2025	0.000	50,000,000.00	49,943,750.00	49,612,500.00	49,934,050.00
1432940646	89119AP36	THE TORONTO-DOMINION BANK	02/03/2025	0.000	50,000,000.00	49,987,500.00	49,650,000.00	49,976,050.00
1431864876	89119AQ50	THE TORONTO-DOMINION BANK	03/05/2025	0.000	50,000,000.00	49,800,444.44	49,444,986.11	49,793,150.00
1445666984	89119AQ35	THE TORONTO-DOMINION BANK	03/03/2025	0.000	50,000,000.00	49,814,166.67	49,584,972.22	49,805,450.00
1444194651	89119APU6	THE TORONTO-DOMINION BANK	02/28/2025	0.000	50,000,000.00	49,832,375.00	49,584,041.67	49,823,900.00
1432940635	89119AP36	THE TORONTO-DOMINION BANK	02/03/2025	0.000	50,000,000.00	49,987,500.00	49,650,000.00	49,976,050.00
1429008948	89119AP77	THE TORONTO-DOMINION BANK	02/07/2025	0.000	50,000,000.00	49,962,000.00	49,582,000.00	49,952,100.00
1434168065	89119APAO	THE TORONTO-DOMINION BANK	02/10/2025	0.000	50,000,000.00	49,943,750.00	49,612,500.00	49,934,050.00
1426915202	89119AP51	THE TORONTO-DOMINION BANK	02/05/2025	0.000	50,000,000.00	49,974,611.11	49,587,430.56	49,964,100.00
1431864872	89119AQ50	THE TORONTO-DOMINION BANK	03/05/2025	0.000	50,000,000.00	49,800,444.44	49,444,986.11	49,793,150.00
1469985102	88602TQX4	THUNDER BAY FUNDING, LLC	03/31/2025	0.000	50,000,000.00	49,652,805.55	49,646,819.44	49,640,650.00
1441040410	88602TQM8	THUNDER BAY FUNDING, LLC	03/21/2025	0.000	50,000,000.00	49,703,333.33	49,431,388.89	49,431,400.00
1445666983	88602TPR8	THUNDER BAY FUNDING, LLC	02/25/2025	0.000	50,000,000.00	49,852,333.33	49,630,833.33	49,842,700.00
1430046492	88602TQ71	THUNDER BAY FUNDING, LLC	03/07/2025	0.000	50,000,000.00	49,786,555.56	49,416,166.67	49,781,800.00
1405971486	88602TP56	THUNDER BAY FUNDING, LLC	02/05/2025	0.000	50,000,000.00	49,974,666.67	49,436,333.33	49,963,700.00
1435030256	88602TQA4	THUNDER BAY FUNDING, LLC	03/10/2025	0.000	50,000,000.00	49,770,805.55	49,448,694.44	49,763,500.00
1404953655	88602TP31	THUNDER BAY FUNDING, LLC	02/03/2025	0.000	50,000,000.00	49,987,333.33	49,423,666.67	49,975,850.00
1426900076	88602TQ30	THUNDER BAY FUNDING, LLC	03/03/2025	0.000	50,000,000.00	49,811,666.67	49,428,722.22	49,806,150.00
1432944393	88602TQA4	THUNDER BAY FUNDING, LLC	03/10/2025	0.000	50,000,000.00	49,770,805.56	49,436,305.56	49,763,500.00
1465411457	88602TRP0	THUNDER BAY FUNDING, LLC	04/23/2025	0.000	40,000,000.00	39,610,300.00	39,571,811.11	39,596,760.00
1405971481	88602TP56	THUNDER BAY FUNDING, LLC	02/05/2025	0.000	50,000,000.00	49,974,666.67	49,436,333.33	49,963,700.00
1418733005	88602TPQ0	THUNDER BAY FUNDING, LLC	02/24/2025	0.000	50,000,000.00	49,854,652.78	49,424,930.56	50,000,000.00
1464331369	88602TRP0	THUNDER BAY FUNDING, LLC	04/23/2025	0.000	50,000,000.00	49,512,875.00	49,464,763.89	49,495,950.00
1430046491	88602TQ71	THUNDER BAY FUNDING, LLC	03/07/2025	0.000	50,000,000.00	49,786,555.56	49,416,166.67	49,781,800.00
1406821179	88602TQ55	THUNDER BAY FUNDING, LLC	03/05/2025	0.000	50,000,000.00	49,798,222.22	49,255,944.44	49,794,000.00
1430927496	88602TPU1	THUNDER BAY FUNDING, LLC	02/28/2025	0.000	50,000,000.00	49,830,875.00	49,467,569.44	49,824,400.00
1445666991	88602TPR8	THUNDER BAY FUNDING, LLC	02/25/2025	0.000	50,000,000.00	49,852,333.33	49,630,833.33	49,842,700.00
1456157031	88602TRH8	THUNDER BAY FUNDING, LLC	04/17/2025	0.000	50,000,000.00	49,547,916.67	49,415,305.56	49,532,200.00
1456989109	88602TRE5	THUNDER BAY FUNDING, LLC	04/14/2025	0.000	50,000,000.00	49,565,000.00	49,450,208.33	49,450,200.00
1418733006	88602TPQ0	THUNDER BAY FUNDING, LLC	02/24/2025	0.000	50,000,000.00	49,854,652.78	49,424,930.56	50,000,000.00
1417860360	89233GR32	TOYOTA MOTOR CREDIT CORPORATION	04/03/2025	0.000	50,000,000.00	49,612,819.44	49,155,819.44	49,617,600.00
1452156947	89233GT22	TOYOTA MOTOR CREDIT CORPORATION	06/02/2025	0.000	50,000,000.00	49,268,958.33	49,087,708.33	49,253,450.00
1452156938	89233GT22	TOYOTA MOTOR CREDIT CORPORATION	06/02/2025	0.000	50,000,000.00	49,268,958.33	49,087,708.33	49,253,450.00
1370619230	89233GPA8	TOYOTA MOTOR CREDIT CORPORATION	02/10/2025	0.000	50,000,000.00	49,943,750.00	49,150,000.00	49,933,800.00
1435030259	89233GRG3	TOYOTA MOTOR CREDIT CORPORATION	04/16/2025	0.000	50,000,000.00	49,546,750.00	49,228,250.00	49,538,700.00
1435030242	89233GRH1	TOYOTA MOTOR CREDIT CORPORATION	04/17/2025	0.000	50,000,000.00	49,540,625.00	49,222,125.00	49,532,650.00
1435030255	89233GRG3	TOYOTA MOTOR CREDIT CORPORATION	04/16/2025	0.000	50,000,000.00	49,546,750.00	49,228,250.00	49,538,700.00
1417860356	89233GR32	TOYOTA MOTOR CREDIT CORPORATION	04/03/2025	0.000	50,000,000.00	49,612,819.44	49,155,819.44	49,617,600.00
1370619227	89233GPA8	TOYOTA MOTOR CREDIT CORPORATION	02/10/2025	0.000	50,000,000.00	49,943,750.00	49,150,000.00	49,933,800.00
1435030248	89233GRH1	TOYOTA MOTOR CREDIT CORPORATION	04/17/2025	0.000	50,000,000.00	49,540,625.00	49,222,125.00	49,532,650.00
1466690579	90477DPS9	UNILEVER CAPITAL CORPORATION	02/26/2025	0.000	50,000,000.00	49,849,652.78	49,819,583.33	49,838,000.00
1463028678	90477DPK6	UNILEVER CAPITAL CORPORATION	02/19/2025	0.000	50,000,000.00	49,891,500.00	49,801,083.33	49,880,000.00
1470798348	90477DQ66	UNILEVER CAPITAL CORPORATION	03/06/2025	0.000	50,000,000.00	49,801,083.34	49,789,027.78	49,790,300.00
1463029270	90477DPQ3	UNILEVER CAPITAL CORPORATION	02/24/2025	0.000	25,000,000.00	24,930,680.56	24,897,527.78	24,925,000.00
<b>CPD TOTAL</b>					<b>15,479,179,000.00</b>	<b>15,402,494,263.37</b>	<b>15,293,952,509.77</b>	<b>15,402,027,500.15</b>
1052207560	LACCAL20230614	LAC-CAL BAN	06/30/2025	7.500	5,000,000.00	5,000,000.00	5,000,000.00	5,000,000.00
1215324857	LACCAL20240229	LAC-CAL BAN	06/30/2026	4.779	10,000,000.00	10,000,000.00	10,000,000.00	10,000,000.00
1441083733	LACCAL20241218	LAC-CAL BAN	06/30/2027	4.779	5,000,000.00	5,000,000.00	5,000,000.00	5,000,000.00
1318200749	LACCAL20240716	LAC-CAL BAN	06/30/2027	4.779	5,000,000.00	5,000,000.00	5,000,000.00	5,000,000.00
<b>LACCALBANS TOTAL</b>					<b>25,000,000.00</b>	<b>25,000,000.00</b>	<b>25,000,000.00</b>	<b>25,000,000.00</b>
1307818801	SHRODE20240702	SHRODE AVE	09/02/2044	4.750	282,408.02	282,408.02	282,408.02	282,408.02
<b>LA COUNTY REF</b>								

LOS ANGELES COUNTY TREASURER  
 TREASURER PORTFOLIO COMPARED TO MARKET VALUE  
 FOR THE PERIOD: JANUARY 1, 2025 TO JANUARY 31, 2025  
 FUND: POOLED SURPLUS INVESTMENTS  
 ATTACHMENT X

Security ID	CUSIP	Description	Final Maturity	Face Rate	PAR	Amortized Cost	Historical Cost	Market Value
1469416627	912797PJ0	UNITED STATES TREASURY	05/20/2025	0.000	50,000,000.00	49,373,750.00	49,356,354.17	49,380,302.50
1393456852	912797NF0	UNITED STATES TREASURY	02/04/2025	0.000	50,000,000.00	49,981,458.33	49,351,041.67	49,976,669.50
1457662739	912797NC7	UNITED STATES TREASURY	04/24/2025	0.000	50,000,000.00	49,526,222.22	49,399,111.11	49,529,611.00
1430045076	912797MM6	UNITED STATES TREASURY	03/06/2025	0.000	30,873,000.00	30,750,912.72	30,532,635.47	30,752,157.21
1455460824	912797KS5	UNITED STATES TREASURY	04/17/2025	0.000	50,000,000.00	49,568,750.00	49,425,000.00	49,569,111.00
1434168070	912797NT0	UNITED STATES TREASURY	04/01/2025	0.000	50,000,000.00	49,650,916.66	49,337,333.33	49,655,742.50
1417163610	912797NJ2	UNITED STATES TREASURY	02/25/2025	0.000	50,000,000.00	49,854,600.00	49,406,283.33	49,855,523.00
1435030247	912797NQ6	UNITED STATES TREASURY	03/11/2025	0.000	50,000,000.00	49,776,644.44	49,471,000.00	49,774,539.50
1432940632	912797NS2	UNITED STATES TREASURY	03/25/2025	0.000	50,000,000.00	49,691,611.11	49,371,361.11	49,696,310.00
1397753141	912797MJ3	UNITED STATES TREASURY	02/06/2025	0.000	50,000,000.00	49,968,940.97	49,372,607.64	49,965,547.50
1445666981	912797PA9	UNITED STATES TREASURY	04/22/2025	0.000	50,000,000.00	49,533,333.33	49,317,500.00	49,540,893.50
1462061926	912797PH4	UNITED STATES TREASURY	05/13/2025	0.000	50,000,000.00	49,412,937.50	49,319,937.50	49,421,883.50
1431864860	912797NS2	UNITED STATES TREASURY	03/25/2025	0.000	50,000,000.00	49,692,333.33	49,355,083.33	49,696,310.00
1412372621	912797NK9	UNITED STATES TREASURY	03/04/2025	0.000	50,000,000.00	49,811,847.22	49,326,291.67	49,812,100.00
1430045074	912797MT1	UNITED STATES TREASURY	03/13/2025	0.000	50,000,000.00	49,760,833.33	49,408,062.50	49,763,956.50
1459582613	912797PH4	UNITED STATES TREASURY	05/13/2025	0.000	50,000,000.00	49,412,236.11	49,307,486.11	49,421,883.50
1470798345	912797PJ0	UNITED STATES TREASURY	05/20/2025	0.000	50,000,000.00	49,374,500.00	49,362,916.67	49,380,302.50
1452156951	912797ND5	UNITED STATES TREASURY	05/01/2025	0.000	50,000,000.00	49,493,194.44	49,322,361.11	49,489,252.00
1412372623	912797NK9	UNITED STATES TREASURY	03/04/2025	0.000	50,000,000.00	49,811,847.22	49,326,291.67	49,812,100.00
1414280950	912797KA4	UNITED STATES TREASURY	02/20/2025	0.000	50,000,000.00	49,884,416.67	49,409,916.67	49,884,584.50
1431864862	912797MT1	UNITED STATES TREASURY	03/13/2025	0.000	50,000,000.00	49,763,333.33	49,426,083.33	49,763,956.50
1447478258	912797KS5	UNITED STATES TREASURY	04/17/2025	0.000	50,000,000.00	49,568,229.17	49,360,979.17	49,569,111.00
1441039046	912797KJ5	UNITED STATES TREASURY	03/20/2025	0.000	50,000,000.00	49,724,527.78	49,460,777.78	49,725,199.00
1467468512	912797PJ0	UNITED STATES TREASURY	05/20/2025	0.000	50,000,000.00	49,372,250.00	49,343,187.50	49,380,302.50
1405971482	912797MJ3	UNITED STATES TREASURY	02/06/2025	0.000	50,000,000.00	49,969,375.00	49,430,375.00	49,965,547.50
1462061924	912797KS5	UNITED STATES TREASURY	04/17/2025	0.000	50,000,000.00	49,563,020.83	49,469,798.61	49,569,111.00
1438123158	912797MT1	UNITED STATES TREASURY	03/13/2025	0.000	50,000,000.00	49,765,833.33	49,490,687.50	49,763,956.50
1459582615	912797PH4	UNITED STATES TREASURY	05/13/2025	0.000	50,000,000.00	49,412,236.11	49,307,486.11	49,421,883.50
1460488431	912797KS5	UNITED STATES TREASURY	04/17/2025	0.000	50,000,000.00	49,563,541.67	49,464,611.11	49,569,111.00
1447478256	912797KS5	UNITED STATES TREASURY	04/17/2025	0.000	50,000,000.00	49,568,229.17	49,360,979.17	49,569,111.00
1408781481	912797MK0	UNITED STATES TREASURY	02/13/2025	0.000	23,846,000.00	23,811,272.28	23,565,284.23	23,810,268.68
1431864836	912797NS2	UNITED STATES TREASURY	03/25/2025	0.000	50,000,000.00	49,692,333.33	49,355,083.33	49,696,310.00
1435030243	912797NQ6	UNITED STATES TREASURY	03/11/2025	0.000	50,000,000.00	49,776,644.44	49,471,000.00	49,774,539.50
1466074726	912797PJ0	UNITED STATES TREASURY	05/20/2025	0.000	50,000,000.00	49,372,250.00	49,319,937.50	49,380,302.50
1466074728	912797PJ0	UNITED STATES TREASURY	05/20/2025	0.000	50,000,000.00	49,372,250.00	49,319,937.50	49,380,302.50
1432940638	912797NR4	UNITED STATES TREASURY	03/18/2025	0.000	24,009,000.00	23,881,002.02	23,727,404.44	23,881,944.13
1431864866	912797MM6	UNITED STATES TREASURY	03/06/2025	0.000	50,000,000.00	49,802,916.67	49,462,500.00	49,804,290.50
1470798349	912797ND5	UNITED STATES TREASURY	05/01/2025	0.000	50,000,000.00	49,483,305.55	49,471,694.44	49,489,252.00
1440021930	912797KJ5	UNITED STATES TREASURY	03/20/2025	0.000	37,614,000.00	37,408,977.58	37,208,317.34	37,407,272.70
1434168072	912797NT0	UNITED STATES TREASURY	04/01/2025	0.000	50,000,000.00	49,650,916.66	49,337,333.33	49,655,742.50
1434168059	912797NT0	UNITED STATES TREASURY	04/01/2025	0.000	50,000,000.00	49,650,916.66	49,337,333.33	49,655,742.50
1465411454	912797NC7	UNITED STATES TREASURY	04/24/2025	0.000	50,000,000.00	49,522,805.55	49,464,611.11	49,529,611.00
1416240365	912797MK0	UNITED STATES TREASURY	02/13/2025	0.000	50,000,000.00	49,926,750.00	49,468,937.50	49,925,079.00
1432940651	912797NT0	UNITED STATES TREASURY	04/01/2025	0.000	50,000,000.00	49,651,736.11	49,332,986.11	49,655,742.50
1412372619	912797NK9	UNITED STATES TREASURY	03/04/2025	0.000	50,000,000.00	49,811,847.22	49,326,291.67	49,812,100.00
1435030241	912797NQ6	UNITED STATES TREASURY	03/11/2025	0.000	50,000,000.00	49,776,644.44	49,471,000.00	49,774,539.50
1460488420	912797KS5	UNITED STATES TREASURY	04/17/2025	0.000	50,000,000.00	49,563,541.67	49,464,611.11	49,569,111.00
1447478253	912797PA9	UNITED STATES TREASURY	04/22/2025	0.000	50,000,000.00	49,535,555.56	49,326,555.56	49,540,893.50
1419307835	912797NJ2	UNITED STATES TREASURY	02/25/2025	0.000	50,000,000.00	49,855,000.00	49,426,041.67	49,855,523.00
1434168049	912797NT0	UNITED STATES TREASURY	04/01/2025	0.000	50,000,000.00	49,651,326.39	49,338,111.11	49,655,742.50
1435030240	912797NQ6	UNITED STATES TREASURY	03/11/2025	0.000	50,000,000.00	49,776,644.44	49,471,000.00	49,774,539.50
1417163611	912797NQ6	UNITED STATES TREASURY	03/11/2025	0.000	50,000,000.00	49,770,416.67	49,323,333.33	49,774,539.50
1466074729	912797ND5	UNITED STATES TREASURY	05/01/2025	0.000	50,000,000.00	49,482,687.50	49,430,375.00	49,489,252.00
1426900074	912797MT1	UNITED STATES TREASURY	03/13/2025	0.000	50,000,000.00	49,758,611.11	49,390,493.06	49,763,956.50
1430927495	912797MM6	UNITED STATES TREASURY	03/06/2025	0.000	21,679,000.00	21,593,349.89	21,442,813.32	21,594,144.28
1453790537	912797MV6	UNITED STATES TREASURY	04/03/2025	0.000	50,000,000.00	49,645,437.50	49,476,875.00	49,645,949.00
1445666977	912797PA9	UNITED STATES TREASURY	04/22/2025	0.000	50,000,000.00	49,533,333.33	49,317,500.00	49,540,893.50
1405971490	912797MJ3	UNITED STATES TREASURY	02/06/2025	0.000	50,000,000.00	49,969,375.00	49,430,375.00	49,965,547.50
1447478251	912797ND5	UNITED STATES TREASURY	05/01/2025	0.000	50,000,000.00	49,489,486.11	49,282,986.11	49,489,252.00
1459582621	912797KS5	UNITED STATES TREASURY	04/17/2025	0.000	50,000,000.00	49,560,677.08	49,455,239.58	49,569,111.00
1431864854	912797MM6	UNITED STATES TREASURY	03/06/2025	0.000	50,000,000.00	49,802,916.67	49,462,500.00	49,804,290.50
1432940640	912797NT0	UNITED STATES TREASURY	04/01/2025	0.000	50,000,000.00	49,651,736.11	49,332,986.11	49,655,742.50
1456979758	912797KS5	UNITED STATES TREASURY	04/17/2025	0.000	50,000,000.00	49,565,312.50	49,432,008.33	49,569,111.00
1447478264	912797PA9	UNITED STATES TREASURY	04/22/2025	0.000	50,000,000.00	49,535,555.56	49,326,555.56	49,540,893.50
1431864871	912797MM6	UNITED STATES TREASURY	03/06/2025	0.000	50,000,000.00	49,802,916.67	49,462,500.00	49,804,290.50
1434168053	912797NT0	UNITED STATES TREASURY	04/01/2025	0.000	50,000,000.00	49,651,326.39	49,338,111.11	49,655,742.50
1452156953	912797ND5	UNITED STATES TREASURY	05/01/2025	0.000	50,000,000.00	49,493,194.44	49,322,361.11	49,489,252.00
1435030251	912797NR4	UNITED STATES TREASURY	03/18/2025	0.000	50,000,000.00	49,736,875.00	49,432,819.44	49,735,399.50
1411469733	912797MJ3	UNITED STATES TREASURY	02/06/2025	0.000	50,000,000.00	49,969,326.39	49,472,413.89	49,965,547.50
1457662735	912797KS5	UNITED STATES TREASURY	04/17/2025	0.000	50,000,000.00	49,566,145.83	49,438,881.94	49,569,111.00
1469416624	912797ND5	UNITED STATES TREASURY	05/01/2025	0.000	50,000,000.00	49,483,058.33	49,465,633.33	49,489,252.00
1445666979	912797NZ6	UNITED STATES TREASURY	04/15/2025	0.000	50,000,000.00	49,574,166.66	49,358,333.33	49,579,913.50
1420217845	912797NR4	UNITED STATES TREASURY	03/18/2025	0.000	50,000,000.00	49,726,250.00	49,312,583.33	49,735,399.50
1417860359	912797NR4	UNITED STATES TREASURY	03/18/2025	0.000	50,000,000.00	49,726,250.00	49,282,166.67	49,735,399.50
1460488425	912797KS5	UNITED STATES TREASURY	04/17/2025	0.000	50,000,000.00	49,563,541.67	49,464,611.11	49,569,111.00
1440021934	912797KJ5	UNITED STATES TREASURY	03/20/2025	0.000	50,000,000.00	49,727,465.28	49,460,729.17	49,725,199.00
1431864884	912797NJ2	UNITED STATES TREASURY	02/25/2025	0.000	50,000,000.00	49,857,833.33	49,520,187.50	49,855,523.00
1469978993	912797PJ0	UNITED STATES TREASURY	05/20/2025	0.000	50,000,000.00	49,373,750.00	49,356,354.17	49,380,302.50
1432940642	912797NR4	UNITED STATES TREASURY	03/18/2025	0.000	50,000,000.00	49,733,437.50	49,413,562.50	49,735,399.50
1418714997	912797NQ6	UNITED STATES TREASURY	03/11/2025	0.000	50,000,000.00	49,769,308.33	49,332,208.33	49,774,539.50
1456979754	912797KS5	UNITED STATES TREASURY	04/17/2025	0.000	50,000,000.00	49,565,312.50	49,432,008.33	49,569,111.00
1412372613	912797MK0	UNITED STATES TREASURY	02/13/2025	0.000	50,000,000.00	49,927,000.00	49,440,333.33	49,925,079.00
1456151498	912797KS5	UNITED STATES TREASURY	04/17/2025	0.000	18,694,000.00	18,531,595.88	18,479,626.56	18,532,899.22
1416240358	912797NK9	UNITED STATES TREASURY	03/04/2025	0.000	50,000,000.00	49,812,277.78	49,358,111.11	49,812,100.00
1460488427	912797PH4	UNITED STATES TREASURY	05/13/2025	0.000	50,000,000.00	49,412,095.84	49,313,141.67	49,421,883.50
1469978991	912797PJ0	UNITED STATES TREASURY	05/20/2025	0.000	50,000,000.00	49,373,750.00	49,356,354.17	49,380,302.50
14474782								

LOS ANGELES COUNTY TREASURER  
 TREASURER PORTFOLIO COMPARED TO MARKET VALUE  
 FOR THE PERIOD: JANUARY 1, 2025 TO JANUARY 31, 2025  
 FUND: POOLED SURPLUS INVESTMENTS  
 ATTACHMENT X

Security ID	CUSIP	Description	Final Maturity	Face Rate	PAR	Amortized Cost	Historical Cost	Market Value
1395944665	912797NF0	UNITED STATES TREASURY	02/04/2025	0.000	50,000,000.00	49,981,368.75	49,366,537.50	49,976,669.50
1457662725	912797KS5	UNITED STATES TREASURY	04/17/2025	0.000	50,000,000.00	49,566,145.83	49,438,881.94	49,569,111.00
1444194167	912797NZ6	UNITED STATES TREASURY	04/15/2025	0.000	50,000,000.00	49,576,194.44	49,343,972.22	49,579,913.50
1447478246	912797MU8	UNITED STATES TREASURY	03/27/2025	0.000	50,000,000.00	49,685,750.00	49,476,250.00	49,678,400.00
1423101206	912797NQ6	UNITED STATES TREASURY	03/11/2025	0.000	50,000,000.00	49,768,833.33	49,361,250.00	49,774,539.50
1460488428	912797KS5	UNITED STATES TREASURY	04/17/2025	0.000	50,000,000.00	49,563,541.67	49,464,611.11	49,569,111.00
1400330570	912797MJ3	UNITED STATES TREASURY	02/06/2025	0.000	50,000,000.00	49,969,236.11	49,390,875.00	49,965,547.50
1447478259	912797PA9	UNITED STATES TREASURY	04/22/2025	0.000	50,000,000.00	49,535,555.56	49,326,555.56	49,540,893.50
1470798342	912797ND5	UNITED STATES TREASURY	05/01/2025	0.000	50,000,000.00	49,483,305.55	49,471,694.44	49,489,252.00
1448405762	912797PA9	UNITED STATES TREASURY	04/22/2025	0.000	50,000,000.00	49,540,000.00	49,350,250.00	49,540,893.50
1399641501	912797NG8	UNITED STATES TREASURY	02/11/2025	0.000	50,000,000.00	49,938,055.56	49,349,583.33	49,935,050.00
1434168071	912797NT0	UNITED STATES TREASURY	04/01/2025	0.000	50,000,000.00	49,650,916.66	49,337,333.33	49,655,742.50
1452156965	912797MV6	UNITED STATES TREASURY	04/03/2025	0.000	50,000,000.00	49,644,166.67	49,469,166.67	49,645,949.00
1454685625	912797KS5	UNITED STATES TREASURY	04/17/2025	0.000	44,240,000.00	43,856,586.66	43,723,670.04	43,858,749.41
1464321070	912797PJ0	UNITED STATES TREASURY	05/20/2025	0.000	50,000,000.00	49,373,000.00	49,309,138.89	49,380,302.50
1460488430	912797PC5	UNITED STATES TREASURY	05/06/2025	0.000	50,000,000.00	49,454,277.78	49,355,583.33	49,461,344.00
1462061925	912797KS5	UNITED STATES TREASURY	04/17/2025	0.000	50,000,000.00	49,563,020.83	49,469,798.61	49,569,111.00
1432940648	912797NS2	UNITED STATES TREASURY	03/25/2025	0.000	50,000,000.00	49,691,611.11	49,371,361.11	49,696,310.00
1412372622	912797NK9	UNITED STATES TREASURY	03/04/2025	0.000	50,000,000.00	49,811,847.22	49,326,291.67	49,812,100.00
1469416630	912797ND5	UNITED STATES TREASURY	05/01/2025	0.000	50,000,000.00	49,483,058.33	49,465,633.33	49,489,252.00
1395944662	912797NF0	UNITED STATES TREASURY	02/04/2025	0.000	50,000,000.00	49,981,368.75	49,366,537.50	49,976,669.50
1418714999	912797MM6	UNITED STATES TREASURY	03/06/2025	0.000	50,000,000.00	49,801,083.33	49,367,083.33	49,804,290.50
1449506070	912797PB7	UNITED STATES TREASURY	04/29/2025	0.000	50,000,000.00	49,499,750.00	49,315,750.00	49,489,900.00
1434168060	912797NT0	UNITED STATES TREASURY	04/01/2025	0.000	50,000,000.00	49,651,326.39	49,338,111.11	49,655,742.50
1431864878	912797MM6	UNITED STATES TREASURY	03/06/2025	0.000	50,000,000.00	49,802,916.67	49,462,500.00	49,804,290.50
1435030244	912797NR4	UNITED STATES TREASURY	03/18/2025	0.000	50,000,000.00	49,736,875.00	49,432,819.44	49,735,399.50
1445666986	912797KJ5	UNITED STATES TREASURY	03/20/2025	0.000	33,277,000.00	33,094,313.89	32,950,497.17	33,094,108.94
1457662714	912797PC5	UNITED STATES TREASURY	05/06/2025	0.000	50,000,000.00	49,454,277.78	49,326,555.56	49,461,344.00
1447478242	912797MU8	UNITED STATES TREASURY	03/27/2025	0.000	50,000,000.00	49,685,750.00	49,476,250.00	49,678,400.00
1420217838	912797NR4	UNITED STATES TREASURY	03/18/2025	0.000	50,000,000.00	49,726,250.00	49,312,583.33	49,735,399.50
1438123157	912797MT1	UNITED STATES TREASURY	03/13/2025	0.000	50,000,000.00	49,765,833.33	49,490,687.50	49,763,956.50
1431864863	912797NS2	UNITED STATES TREASURY	03/25/2025	0.000	50,000,000.00	49,691,611.11	49,353,569.44	49,696,310.00
1453790534	912797MV6	UNITED STATES TREASURY	04/03/2025	0.000	50,000,000.00	49,645,437.50	49,476,875.00	49,645,949.00
1447478255	912797PA9	UNITED STATES TREASURY	04/22/2025	0.000	50,000,000.00	49,535,555.56	49,326,555.56	49,540,893.50
1419307840	912797NJ2	UNITED STATES TREASURY	02/25/2025	0.000	50,000,000.00	49,855,000.00	49,426,041.67	49,855,523.00
1460488419	912797PH4	UNITED STATES TREASURY	05/13/2025	0.000	50,000,000.00	49,412,095.84	49,313,141.67	49,421,883.50
1413030638	912797KA4	UNITED STATES TREASURY	02/20/2025	0.000	50,000,000.00	49,885,208.33	49,407,916.67	49,884,584.50
1416240364	912797MK0	UNITED STATES TREASURY	02/13/2025	0.000	50,000,000.00	49,926,750.00	49,468,937.50	49,925,079.00
1393456857	912797NF0	UNITED STATES TREASURY	02/04/2025	0.000	50,000,000.00	49,981,458.33	49,351,041.67	49,976,669.50
1455460825	912797NC7	UNITED STATES TREASURY	04/24/2025	0.000	42,136,000.00	41,735,778.22	41,613,759.39	41,739,593.78
1399641492	912797NF0	UNITED STATES TREASURY	02/04/2025	0.000	50,000,000.00	49,981,437.50	49,393,625.00	49,976,669.50
1434168058	912797NT0	UNITED STATES TREASURY	04/01/2025	0.000	50,000,000.00	49,651,326.39	49,338,111.11	49,655,742.50
1431864880	912797MM6	UNITED STATES TREASURY	03/06/2025	0.000	50,000,000.00	49,802,916.67	49,462,500.00	49,804,290.50
1449506074	912797PB7	UNITED STATES TREASURY	04/29/2025	0.000	50,000,000.00	49,499,750.00	49,315,750.00	49,489,900.00
1469416634	912797PJ0	UNITED STATES TREASURY	05/20/2025	0.000	50,000,000.00	49,373,750.00	49,356,354.17	49,380,302.50
1431864865	912797NS2	UNITED STATES TREASURY	03/25/2025	0.000	40,222,000.00	39,973,919.64	39,701,985.40	39,977,699.62
1457662732	912797PC5	UNITED STATES TREASURY	05/06/2025	0.000	50,000,000.00	49,452,972.22	49,324,944.44	49,461,344.00
1441039040	912797KJ5	UNITED STATES TREASURY	03/20/2025	0.000	50,000,000.00	49,724,527.78	49,460,777.78	49,725,199.00
1444194160	912797NZ6	UNITED STATES TREASURY	04/15/2025	0.000	50,000,000.00	49,576,194.44	49,343,972.22	49,579,913.50
1466074730	912797ND5	UNITED STATES TREASURY	05/01/2025	0.000	50,000,000.00	49,482,687.50	49,430,375.00	49,489,252.00
1426900073	912797MT1	UNITED STATES TREASURY	03/13/2025	0.000	20,583,000.00	20,483,629.85	20,332,090.37	20,485,830.33
1408781471	912797MK0	UNITED STATES TREASURY	02/13/2025	0.000	50,000,000.00	49,927,183.33	49,411,398.61	49,925,079.00
1399641480	912797NG8	UNITED STATES TREASURY	02/11/2025	0.000	50,000,000.00	49,938,055.56	49,349,583.33	49,935,050.00
1457662747	912797NC7	UNITED STATES TREASURY	04/24/2025	0.000	50,000,000.00	49,526,222.22	49,399,111.11	49,529,611.00
1447478252	912797MU8	UNITED STATES TREASURY	03/27/2025	0.000	50,000,000.00	49,685,750.00	49,476,250.00	49,678,400.00
1420217842	912797NR4	UNITED STATES TREASURY	03/18/2025	0.000	50,000,000.00	49,726,250.00	49,312,583.33	49,735,399.50
1465411449	912797PB7	UNITED STATES TREASURY	04/29/2025	0.000	50,000,000.00	49,495,822.92	49,437,871.53	49,489,900.00
1414280954	912797KA4	UNITED STATES TREASURY	02/20/2025	0.000	50,000,000.00	49,884,416.67	49,409,916.67	49,884,584.50
1423101201	912797MM6	UNITED STATES TREASURY	03/06/2025	0.000	50,000,000.00	49,799,708.33	49,393,055.56	49,804,290.50
1399641495	912797NF0	UNITED STATES TREASURY	02/04/2025	0.000	50,000,000.00	49,981,437.50	49,393,625.00	49,976,669.50
1431864883	912797NJ2	UNITED STATES TREASURY	02/25/2025	0.000	50,000,000.00	49,857,833.33	49,520,187.50	49,855,523.00
1452156958	912797MV6	UNITED STATES TREASURY	04/03/2025	0.000	46,337,000.00	46,007,235.02	45,845,055.52	46,008,886.78
1431864855	912797MT1	UNITED STATES TREASURY	03/13/2025	0.000	50,000,000.00	49,763,333.33	49,426,083.33	49,763,956.50
1462061918	912797PH4	UNITED STATES TREASURY	05/13/2025	0.000	50,000,000.00	49,412,937.50	49,319,937.50	49,421,883.50
1432940641	912797NT0	UNITED STATES TREASURY	04/01/2025	0.000	50,000,000.00	49,651,736.11	49,332,986.11	49,655,742.50
1448405757	912797PA9	UNITED STATES TREASURY	04/22/2025	0.000	50,000,000.00	49,540,000.00	49,350,250.00	49,540,893.50
1431864840	912797NS2	UNITED STATES TREASURY	03/25/2025	0.000	50,000,000.00	49,692,333.33	49,355,083.33	49,696,310.00
1417163618	912797NJ2	UNITED STATES TREASURY	02/25/2025	0.000	50,000,000.00	49,854,600.00	49,406,283.33	49,855,523.00
1400330576	912797MJ3	UNITED STATES TREASURY	02/06/2025	0.000	50,000,000.00	49,969,236.11	49,390,875.00	49,965,547.50
1399641482	912797NG8	UNITED STATES TREASURY	02/11/2025	0.000	50,000,000.00	49,938,055.56	49,349,583.33	49,935,050.00
1417860354	912797NR4	UNITED STATES TREASURY	03/18/2025	0.000	50,000,000.00	49,726,250.00	49,282,166.67	49,735,399.50
1447478250	912797MU8	UNITED STATES TREASURY	03/27/2025	0.000	50,000,000.00	49,685,750.00	49,476,250.00	49,678,400.00
1455460820	912797NC7	UNITED STATES TREASURY	04/24/2025	0.000	50,000,000.00	49,525,083.34	49,380,291.67	49,529,611.00
1417163607	912797NQ6	UNITED STATES TREASURY	03/11/2025	0.000	50,000,000.00	49,770,416.67	49,323,333.33	49,774,539.50
1471637050	912797NE3	UNITED STATES TREASURY	05/08/2025	0.000	50,000,000.00	49,444,266.67	49,438,477.78	49,450,386.00
1416240359	912797NK9	UNITED STATES TREASURY	03/04/2025	0.000	50,000,000.00	49,812,277.78	49,358,111.11	49,812,100.00
1442823084	912797NZ6	UNITED STATES TREASURY	04/15/2025	0.000	50,000,000.00	49,574,673.61	49,324,138.89	49,579,913.50
1423101203	912797MM6	UNITED STATES TREASURY	03/06/2025	0.000	50,000,000.00	49,799,708.33	49,393,055.56	49,804,290.50
1426900071	912797MT1	UNITED STATES TREASURY	03/13/2025	0.000	50,000,000.00	49,757,500.00	49,387,687.50	49,763,956.50
1467468514	912797PJ0	UNITED STATES TREASURY	05/20/2025	0.000	50,000,000.00	49,372,250.00	49,343,187.50	49,380,302.50
1444891768	912797PA9	UNITED STATES TREASURY	04/22/2025	0.000	50,000,000.00	49,531,111.11	49,302,527.78	49,540,893.50
1413030630	912797KA4	UNITED STATES TREASURY	02/20/2025	0.000	50,000,000.00	49,885,208.33	49,407,916.67	49,884,584.50
1457662736	912797PC5	UNITED STATES TREASURY	05/06/2025	0.000	50,000,000.00	49,452,972.22	49,324,944.44	49,461,344.00
1418714994	912797MM6	UNITED STATES TREASURY	03/06/2025	0.000	50,000,000.00	49,801,083.33	49,367,083.33	49,804,290.50
1460488426	912797PC5	UNITED STATES TREASURY	05/06/2025	0.000	50,000,000.00	49,454,277.78	49,355,583.33	49,461,344.00
1445666980	912797NZ6	UNITED STATES TREASURY	04/15/2025	0.000	50,000,000.00	49,574,166.66	49,358,333.33	49,579,913.50
143294064								

LOS ANGELES COUNTY TREASURER  
 TREASURER PORTFOLIO COMPARED TO MARKET VALUE  
 FOR THE PERIOD: JANUARY 1, 2025 TO JANUARY 31, 2025  
 FUND: POOLED SURPLUS INVESTMENTS  
 ATTACHMENT X

Security ID	CUSIP	Description	Final Maturity	Face Rate	PAR	Amortized Cost	Historical Cost	Market Value	
1397753135	912797MJ3	UNITED STATES TREASURY	02/06/2025	0.000	50,000,000.00	49,968,940.97	49,372,607.64	49,965,547.50	
1399641499	912797NG8	UNITED STATES TREASURY	02/11/2025	0.000	50,000,000.00	49,938,055.56	49,349,583.33	49,935,050.00	
1430045077	912797MT1	UNITED STATES TREASURY	03/13/2025	0.000	50,000,000.00	49,760,833.33	49,408,062.50	49,763,956.50	
1431864887	912797MM6	UNITED STATES TREASURY	03/06/2025	0.000	50,000,000.00	49,802,916.67	49,462,500.00	49,804,290.50	
1418714996	912797NQ6	UNITED STATES TREASURY	03/11/2025	0.000	50,000,000.00	49,769,308.33	49,332,208.33	49,774,539.50	
1444891770	912797PA9	UNITED STATES TREASURY	04/22/2025	0.000	50,000,000.00	49,531,111.11	49,302,527.78	49,540,893.50	
1423101205	912797NQ6	UNITED STATES TREASURY	03/11/2025	0.000	50,000,000.00	49,768,833.33	49,361,250.00	49,774,539.50	
1411469732	912797MJ3	UNITED STATES TREASURY	02/06/2025	0.000	50,000,000.00	49,969,326.39	49,472,413.89	49,965,547.50	
1456151499	912797K55	UNITED STATES TREASURY	04/17/2025	0.000	50,000,000.00	49,565,625.00	49,426,625.00	49,569,111.00	
1464321066	912797PJ0	UNITED STATES TREASURY	05/20/2025	0.000	50,000,000.00	49,373,000.00	49,309,138.89	49,380,302.50	
<b>US T-BILL GOVERNMENT TOTAL</b>						<b>9,233,510,000.00</b>	<b>9,172,879,647.24</b>	<b>9,120,461,487.82</b>	<b>9,173,343,359.08</b>
821809322	91282CAY7	UNITED STATES TREASURY	11/30/2027	0.625	50,000,000.00	49,974,546.18	49,937,500.00	45,203,125.00	
821809135	91282CAY7	UNITED STATES TREASURY	11/30/2027	0.625	50,000,000.00	49,981,044.29	49,953,125.00	45,203,125.00	
821809634	91282CBT7	UNITED STATES TREASURY	03/31/2026	0.750	50,000,000.00	49,945,584.39	49,766,000.00	48,044,922.00	
821809139	91282CAY7	UNITED STATES TREASURY	11/30/2027	0.625	50,000,000.00	49,930,495.67	49,828,125.00	45,203,125.00	
821808956	91282CCF6	UNITED STATES TREASURY	05/31/2026	0.750	50,000,000.00	49,925,508.05	49,722,656.00	47,773,437.50	
821809318	91282CAY7	UNITED STATES TREASURY	11/30/2027	0.625	50,000,000.00	49,974,686.02	49,937,500.00	45,203,125.00	
821809866	91282CBT7	UNITED STATES TREASURY	03/31/2026	0.750	50,000,000.00	49,918,746.82	49,650,400.00	48,044,922.00	
821809333	91282CBT7	UNITED STATES TREASURY	03/31/2026	0.750	50,000,000.00	49,918,746.82	49,650,400.00	48,044,922.00	
821809152	91282CAY7	UNITED STATES TREASURY	11/30/2027	0.625	50,000,000.00	49,965,206.96	49,914,062.50	45,203,125.00	
821809628	91282CBT7	UNITED STATES TREASURY	03/31/2026	0.750	50,000,000.00	49,945,584.39	49,766,000.00	48,044,922.00	
821810710	91282CAV3	UNITED STATES TREASURY	11/15/2030	0.875	50,000,000.00	50,000,000.00	50,000,000.00	41,074,219.00	
821809320	91282CAY7	UNITED STATES TREASURY	11/30/2027	0.625	50,000,000.00	49,974,686.02	49,937,500.00	45,203,125.00	
821809208	91282CCF6	UNITED STATES TREASURY	05/31/2026	0.750	50,000,000.00	49,925,508.05	49,722,656.00	47,773,437.50	
821809615	91282CCF6	UNITED STATES TREASURY	05/31/2026	0.750	50,000,000.00	49,925,508.05	49,722,656.00	47,773,437.50	
821809137	91282CAY7	UNITED STATES TREASURY	11/30/2027	0.625	50,000,000.00	49,981,044.29	49,953,125.00	45,203,125.00	
821809314	91282CAY7	UNITED STATES TREASURY	11/30/2027	0.625	50,000,000.00	49,965,206.96	49,914,062.50	45,203,125.00	
821809570	91282CBT7	UNITED STATES TREASURY	03/31/2026	0.750	50,000,000.00	49,922,825.75	49,667,950.00	48,044,922.00	
821809316	91282CAY7	UNITED STATES TREASURY	11/30/2027	0.625	50,000,000.00	49,965,206.96	49,914,062.50	45,203,125.00	
821809609	91282CBW0	UNITED STATES TREASURY	04/30/2026	0.750	50,000,000.00	49,963,629.58	49,855,000.00	47,908,203.50	
821809226	91282CCF6	UNITED STATES TREASURY	05/31/2026	0.750	50,000,000.00	49,925,508.05	49,722,656.00	47,773,437.50	
821809146	91282CAY7	UNITED STATES TREASURY	11/30/2027	0.625	50,000,000.00	49,930,495.67	49,828,125.00	45,203,125.00	
821809663	91282CBT7	UNITED STATES TREASURY	03/31/2026	0.750	50,000,000.00	49,922,825.75	49,667,950.00	48,044,922.00	
821809622	91282CCF6	UNITED STATES TREASURY	05/31/2026	0.750	50,000,000.00	49,925,508.05	49,722,656.00	47,773,437.50	
821809144	91282CAY7	UNITED STATES TREASURY	11/30/2027	0.625	50,000,000.00	49,930,495.67	49,828,125.00	45,203,125.00	
821810741	91282CCV1	UNITED STATES TREASURY	08/31/2028	1.125	50,000,000.00	49,733,522.38	49,484,375.00	44,751,953.50	
821809278	91282CBT7	UNITED STATES TREASURY	03/31/2026	0.750	50,000,000.00	49,918,746.82	49,650,400.00	48,044,922.00	
821809134	91282CAY7	UNITED STATES TREASURY	11/30/2027	0.625	50,000,000.00	49,981,044.29	49,953,125.00	45,203,125.00	
821809560	91282CBT7	UNITED STATES TREASURY	03/31/2026	0.750	50,000,000.00	49,945,584.39	49,766,000.00	48,044,922.00	
821810737	91282CAV3	UNITED STATES TREASURY	11/15/2030	0.875	50,000,000.00	49,384,698.83	48,953,143.50	41,074,219.00	
821809153	91282CAY7	UNITED STATES TREASURY	11/30/2027	0.625	50,000,000.00	49,965,206.96	49,914,062.50	45,203,125.00	
821809276	91282CBT7	UNITED STATES TREASURY	03/31/2026	0.750	50,000,000.00	49,918,746.82	49,650,400.00	48,044,922.00	
821809629	91282CBT7	UNITED STATES TREASURY	03/31/2026	0.750	50,000,000.00	49,945,584.39	49,766,000.00	48,044,922.00	
821809328	91282CBT7	UNITED STATES TREASURY	03/31/2026	0.750	50,000,000.00	49,918,746.82	49,650,400.00	48,044,922.00	
821809556	91282CBT7	UNITED STATES TREASURY	03/31/2026	0.750	50,000,000.00	49,945,584.39	49,766,000.00	48,044,922.00	
821810678	91282CCV1	UNITED STATES TREASURY	08/31/2028	1.125	50,000,000.00	49,667,694.34	49,357,000.00	44,751,953.50	
821809330	91282CBT7	UNITED STATES TREASURY	03/31/2026	0.750	50,000,000.00	49,918,746.82	49,650,400.00	48,044,922.00	
821809528	91282CAV3	UNITED STATES TREASURY	11/15/2030	0.875	50,000,000.00	50,000,000.00	50,000,000.00	41,074,219.00	
821809147	91282CAY7	UNITED STATES TREASURY	11/30/2027	0.625	50,000,000.00	49,930,495.67	49,828,125.00	45,203,125.00	
821809324	91282CAY7	UNITED STATES TREASURY	11/30/2027	0.625	50,000,000.00	49,974,546.18	49,937,500.00	45,203,125.00	
821809132	91282CAY7	UNITED STATES TREASURY	11/30/2027	0.625	50,000,000.00	49,981,044.29	49,953,125.00	45,203,125.00	
821809666	91282CBT7	UNITED STATES TREASURY	03/31/2026	0.750	50,000,000.00	49,922,825.75	49,667,950.00	48,044,922.00	
821809638	91282CBW0	UNITED STATES TREASURY	04/30/2026	0.750	50,000,000.00	49,963,629.58	49,855,000.00	47,908,203.50	
821809873	91282CBT7	UNITED STATES TREASURY	03/31/2026	0.750	50,000,000.00	49,922,825.75	49,667,950.00	48,044,922.00	
821809326	91282CAY7	UNITED STATES TREASURY	11/30/2027	0.625	50,000,000.00	49,948,951.32	49,875,000.00	45,203,125.00	
<b>US T-NOTE GOVERNMENT TOTAL</b>						<b>2,200,000,000.00</b>	<b>2,196,626,824.23</b>	<b>2,189,928,248.50</b>	<b>2,036,537,113.50</b>
<b>UST GOVERNMENT TOTAL</b>						<b>11,433,510,000.00</b>	<b>11,369,506,471.47</b>	<b>11,310,389,736.32</b>	<b>11,209,880,472.58</b>
<b>GRAND TOTAL</b>						<b>58,924,649,852.46</b>	<b>58,726,770,874.12</b>	<b>58,523,031,424.83</b>	<b>56,846,890,764.42</b>

LOS ANGELES COUNTY TREASURER  
 TREASURER PORTFOLIO COMPARED TO MARKET VALUE  
 FOR THE PERIOD: JANUARY 1, 2025 TO JANUARY 31, 2025  
 FUND: SPECIFIC PURPOSE INVESTMENTS  
 ATTACHMENT X

Security ID	CUSIP	Description	Final Maturity	Face Rate	PAR	Amortized Cost	Historical Cost	Market Value
<b>AVCCD-ANTELOPE VALLEY CCD</b>								
821801195	3130AJTQ2	FEDERAL HOME LOAN BANKS	07/27/2040	2.030	25,230,000.00	25,230,000.00	25,230,000.00	16,752,972.30
<b>FLHB TOTAL</b>					<b>25,230,000.00</b>	<b>25,230,000.00</b>	<b>25,230,000.00</b>	<b>16,752,972.30</b>
<b>AVCCD TOTAL</b>					<b>25,230,000.00</b>	<b>25,230,000.00</b>	<b>25,230,000.00</b>	<b>16,752,972.30</b>
<b>EL SEGUNDO UNIFIED SCHOOL DIST.</b>								
821801197	3133EH4Z3	FEDERAL FARM CREDIT BANKS FUNDING CORP	12/27/2039	3.250	9,000,000.00	9,000,000.00	9,000,000.00	7,327,260.00
821801199	3133EH5A7	FEDERAL FARM CREDIT BANKS FUNDING CORP	12/26/2041	3.270	7,000,000.00	7,000,000.00	7,000,000.00	5,493,740.00
<b>FFCB TOTAL</b>					<b>16,000,000.00</b>	<b>16,000,000.00</b>	<b>16,000,000.00</b>	<b>12,821,000.00</b>
<b>ESUSD TOTAL</b>					<b>16,000,000.00</b>	<b>16,000,000.00</b>	<b>16,000,000.00</b>	<b>12,821,000.00</b>
<b>GF - GENERAL FUND</b>								
821801187	3527ZRPVLAC	RPV TAX ALLOCATION BOND 1997	12/02/2027	5.000	1,610,000.00	1,610,000.00	1,610,000.00	1,610,000.00
<b>LONG TERM BDS TOTAL</b>					<b>1,610,000.00</b>	<b>1,610,000.00</b>	<b>1,610,000.00</b>	<b>1,610,000.00</b>
<b>GF TOTAL</b>					<b>1,610,000.00</b>	<b>1,610,000.00</b>	<b>1,610,000.00</b>	<b>1,610,000.00</b>
<b>PHHPA-PH HABITAT PRESERVATION AU</b>								
821801198	3133EMW65	FEDERAL FARM CREDIT BANKS FUNDING CORP	07/29/2041	2.500	22,675,000.00	22,675,000.00	22,675,000.00	15,833,272.25
<b>FFCB TOTAL</b>					<b>22,675,000.00</b>	<b>22,675,000.00</b>	<b>22,675,000.00</b>	<b>15,833,272.25</b>
821801196	3134GWSD9	FEDERAL HOME LOAN MORTGAGE CORP	08/27/2043	2.000	9,500,000.00	9,500,000.00	9,500,000.00	5,828,630.00
<b>FHLMC TOTAL</b>					<b>9,500,000.00</b>	<b>9,500,000.00</b>	<b>9,500,000.00</b>	<b>5,828,630.00</b>
<b>PHHPA TOTAL</b>					<b>32,175,000.00</b>	<b>32,175,000.00</b>	<b>32,175,000.00</b>	<b>21,661,902.25</b>
<b>SCP61 - SCAQMD - GENERAL FUND</b>								
1368966564	912797KJ5	UNITED STATES TREASURY	03/20/2025	4.270	30,000,000.00	29,832,758.33	29,377,291.67	29,835,119.40
1458647446	912797LW5	UNITED STATES TREASURY	07/10/2025	4.120	30,000,000.00	29,454,100.00	29,392,300.00	29,462,395.50
<b>UST BILL TOTAL</b>					<b>60,000,000.00</b>	<b>59,286,858.33</b>	<b>58,769,591.67</b>	<b>59,297,514.90</b>
<b>SCP61 - SCAQMD GENERAL FUND TOTAL</b>					<b>60,000,000.00</b>	<b>59,286,858.33</b>	<b>58,769,591.67</b>	<b>59,297,514.90</b>
<b>SCP66 - SCAQMD CMP AB SPE REV FD</b>								
1368966563	912797KJ5	UNITED STATES TREASURY	03/20/2025	4.270	20,000,000.00	19,888,505.56	19,584,861.11	19,890,079.60
1449505358	912797NW3	UNITED STATES TREASURY	06/26/2025	4.110	20,000,000.00	19,668,916.67	19,595,850.00	19,672,124.80
<b>UST BILL TOTAL</b>					<b>40,000,000.00</b>	<b>39,557,422.23</b>	<b>39,180,711.11</b>	<b>39,562,204.40</b>
<b>SCP66 - SCAQMD CMP AB SPE REV FD TOTAL</b>					<b>40,000,000.00</b>	<b>39,557,422.23</b>	<b>39,180,711.11</b>	<b>39,562,204.40</b>
<b>SCP6G - SCAQMD - INVESTMENT</b>								
1368966561	912797KJ5	UNITED STATES TREASURY	03/20/2025	4.270	10,000,000.00	9,944,252.78	9,792,430.56	9,945,039.80
1449505359	912797NW3	UNITED STATES TREASURY	06/26/2025	4.110	10,000,000.00	9,834,458.33	9,797,925.00	9,836,062.40
<b>UST BILL TOTAL</b>					<b>20,000,000.00</b>	<b>19,778,711.11</b>	<b>19,590,355.56</b>	<b>19,781,102.20</b>
<b>SCP6G - SCAQMD INVESTMENT TOTAL</b>					<b>20,000,000.00</b>	<b>19,778,711.11</b>	<b>19,590,355.56</b>	<b>19,781,102.20</b>
<b>SCP6H - SCAQMD - FD 07 DEBT SERVICE FUND</b>								
1368955852	912797KJ5	UNITED STATES TREASURY	03/20/2025	4.270	5,000,000.00	4,972,126.39	4,896,215.28	4,972,519.90
<b>UST BILL TOTAL</b>					<b>5,000,000.00</b>	<b>4,972,126.39</b>	<b>4,896,215.28</b>	<b>4,972,519.90</b>
<b>SCP6H - SCAQMD - FD 07 DEBT SERVICE FUND</b>					<b>5,000,000.00</b>	<b>4,972,126.39</b>	<b>4,896,215.28</b>	<b>4,972,519.90</b>
<b>SCP9A - SCAQMD - FD66 SPE REV FD</b>								
1449505360	912797NW3	UNITED STATES TREASURY	06/26/2025	4.110	20,000,000.00	19,668,916.67	19,595,850.00	19,672,124.80
1368955851	912797KJ5	UNITED STATES TREASURY	03/20/2025	4.270	20,000,000.00	19,888,505.56	19,584,861.11	19,890,079.60
<b>UST BILL TOTAL</b>					<b>40,000,000.00</b>	<b>39,557,422.23</b>	<b>39,180,711.11</b>	<b>39,562,204.40</b>
<b>SCP9A - SCAQMD - FD66 SPE REV FD TOTAL</b>					<b>40,000,000.00</b>	<b>39,557,422.23</b>	<b>39,180,711.11</b>	<b>39,562,204.40</b>
<b>SCU5F - SCAQMD CLEAN FUELS PROG</b>								
1449505361	912797NW3	UNITED STATES TREASURY	06/26/2025	4.110	30,000,000.00	29,503,375.00	29,393,775.00	29,508,187.20
<b>UST BILL TOTAL</b>					<b>30,000,000.00</b>	<b>29,503,375.00</b>	<b>29,393,775.00</b>	<b>29,508,187.20</b>
<b>SCU5F - SCAQMD CLEAN FUELS PROG TOTAL</b>					<b>30,000,000.00</b>	<b>29,503,375.00</b>	<b>29,393,775.00</b>	<b>29,508,187.20</b>
<b>SCAQMD - SOUTH COAST AIR QUALITY MG</b>								
1460490010	SOFCLAIFMMF	S OF C LAIF	12/31/2025		459,509.76	459,509.76	459,509.76	459,509.76
1315865883	SOFCLAIFMMF	S OF C LAIF	12/31/2025		441,861.28	441,861.28	441,861.28	441,861.28
1019883116	SOFCLAIFMMF	S OF C LAIF	12/31/2025		252,547.20	252,547.20	252,547.20	252,547.20
841762248	SOFCLAIFMMF	S OF C LAIF	12/31/2025		29,197.19	29,197.19	29,197.19	29,197.19
1119045543	SOFCLAIFMMF	S OF C LAIF	12/31/2025		342,844.91	342,844.91	342,844.91	342,844.91
1179317493	SOFCLAIFMMF	S OF C LAIF	12/31/2025		385,394.41	385,394.41	385,394.41	385,394.41
888240922	SOFCLAIFMMF	S OF C LAIF	12/31/2025		69,421.99	69,421.99	69,421.99	69,421.99
821801181	SOFCLAIFMMF	S OF C LAIF	12/31/2025		36,281,925.48	36,281,925.48	36,281,925.48	36,281,925.48
928828368	SOFCLAIFMMF	S OF C LAIF	12/31/2025		126,406.68	126,406.68	126,406.68	126,406.68
1249649042	SOFCLAIFMMF	S OF C LAIF	12/31/2025		414,010.37	414,010.37	414,010.37	414,010.37
1067192516	SOFCLAIFMMF	S OF C LAIF	12/31/2025		315,309.75	315,309.75	315,309.75	315,309.75
1386791310	SOFCLAIFMMF	S OF C LAIF	12/31/2025		469,657.25	469,657.25	469,657.25	469,657.25
974008792	SOFCLAIFMMF	S OF C LAIF	12/31/2025		194,729.00	194,729.00	194,729.00	194,729.00
<b>MMFUND TOTAL</b>					<b>39,782,815.27</b>	<b>39,782,815.27</b>	<b>39,782,815.27</b>	<b>39,782,815.27</b>
<b>SCAQMD TOTAL</b>					<b>39,782,815.27</b>	<b>39,782,815.27</b>	<b>39,782,815.27</b>	<b>39,782,815.27</b>
<b>SLIM - SCHOOLS LINKED INSURANCE MG</b>								
1249649045	SOFCLAIFMMF	S OF C LAIF	12/31/2025		38,349.08	38,349.08	38,349.08	38,349.08
1179317495	SOFCLAIFMMF	S OF C LAIF	12/31/2025		35,698.43	35,698.43	35,698.43	35,698.43
888240666	SOFCLAIFMMF	S OF C LAIF	12/31/2025		6,430.44	6,430.44	6,430.44	6,430.44
858252079	SOFCLAIFMMF	S OF C LAIF	12/31/2025		2,704.49	2,704.49	2,704.49	2,704.49
1119044120	SOFCLAIFMMF	S OF C LAIF	12/31/2025		31,757.14	31,757.14	31,757.14	31,757.14

LOS ANGELES COUNTY TREASURER  
 TREASURER PORTFOLIO COMPARED TO MARKET VALUE  
 FOR THE PERIOD: JANUARY 1, 2025 TO JANUARY 31, 2025  
 FUND: SPECIFIC PURPOSE INVESTMENTS  
 ATTACHMENT X

Security ID	CUSIP	Description	Final Maturity	Face Rate	PAR	Amortized Cost	Historical Cost	Market Value
821801178	SOFCLAIFMMF	S OF C LAIF	12/31/2025		3,430,204.55	3,430,204.55	3,430,204.55	3,430,204.55
974008832	SOFCLAIFMMF	S OF C LAIF	12/31/2025		18,037.42	18,037.42	18,037.42	18,037.42
1460489284	SOFCLAIFMMF	S OF C LAIF	12/31/2025		43,170.67	43,170.67	43,170.67	43,170.67
1315866188	SOFCLAIFMMF	S OF C LAIF	12/31/2025		40,928.86	40,928.86	40,928.86	40,928.86
1067192408	SOFCLAIFMMF	S OF C LAIF	12/31/2025		29,206.61	29,206.61	29,206.61	29,206.61
928828246	SOFCLAIFMMF	S OF C LAIF	12/31/2025		11,708.84	11,708.84	11,708.84	11,708.84
1386791004	SOFCLAIFMMF	S OF C LAIF	12/31/2025		43,503.56	43,503.56	43,503.56	43,503.56
1019882651	SOFCLAIFMMF	S OF C LAIF	12/31/2025		23,393.02	23,393.02	23,393.02	23,393.02
<b>MMFUND TOTAL</b>					<b>3,755,093.11</b>	<b>3,755,093.11</b>	<b>3,755,093.11</b>	<b>3,755,093.11</b>
<b>SLIM TOTAL</b>					<b>3,755,093.11</b>	<b>3,755,093.11</b>	<b>3,755,093.11</b>	<b>3,755,093.11</b>
<b>WASIA - WHITTIER AREA SCHOOLS INS</b>								
1386791032	SOFCLAIFMMF	S OF C LAIF	12/31/2025		525.54	525.54	525.54	525.54
888240807	SOFCLAIFMMF	S OF C LAIF	12/31/2025		77.68	77.68	77.68	77.68
974008805	SOFCLAIFMMF	S OF C LAIF	12/31/2025		217.90	217.90	217.90	217.90
841763124	SOFCLAIFMMF	S OF C LAIF	12/31/2025		32.67	32.67	32.67	32.67
1315867195	SOFCLAIFMMF	S OF C LAIF	12/31/2025		494.44	494.44	494.44	494.44
1249649044	SOFCLAIFMMF	S OF C LAIF	12/31/2025		463.27	463.27	463.27	463.27
821801182	SOFCLAIFMMF	S OF C LAIF	12/31/2025		41,438.47	41,438.47	41,438.47	41,438.47
1067192501	SOFCLAIFMMF	S OF C LAIF	12/31/2025		352.83	352.83	352.83	352.83
928828020	SOFCLAIFMMF	S OF C LAIF	12/31/2025		141.45	141.45	141.45	141.45
1460489838	SOFCLAIFMMF	S OF C LAIF	12/31/2025		521.52	521.52	521.52	521.52
1019883193	SOFCLAIFMMF	S OF C LAIF	12/31/2025		282.60	282.60	282.60	282.60
1119058422	SOFCLAIFMMF	S OF C LAIF	12/31/2025		383.64	383.64	383.64	383.64
1179317491	SOFCLAIFMMF	S OF C LAIF	12/31/2025		431.25	431.25	431.25	431.25
<b>MMFUND TOTAL</b>					<b>45,363.26</b>	<b>45,363.26</b>	<b>45,363.26</b>	<b>45,363.26</b>
<b>WASIA TOTAL</b>					<b>45,363.26</b>	<b>45,363.26</b>	<b>45,363.26</b>	<b>45,363.26</b>
<b>GRAND TOTAL</b>					<b>313,598,271.64</b>	<b>311,254,186.93</b>	<b>309,609,631.37</b>	<b>289,112,879.19</b>

LOS ANGELES COUNTY TREASURER  
TRUSTEE & MANAGED FUNDS  
AS OF JANUARY 31, 2025  
TRUSTEE: DEUTSCHE BANK  
ATTACHMENT XI

<b>ISSUE DATE</b>	<b>FUND TITLE</b>	<b>FUND BALANCE</b>
08/31/11	HIGH DESERT COMPLEX SOLAR PROJECTS 2011 QECB	<u>2,930,306.24</u>
	<b>DEUTSCHE BANK - TRUSTEE TOTAL</b>	<b><u><u>\$2,930,306.24</u></u></b>



LOS ANGELES COUNTY TREASURER  
TRUSTEE & MANAGED FUNDS  
AS OF JANUARY 31, 2025  
TRUSTEE: BANK OF NEW YORK MELLON TRUST COMPANY  
ATTACHMENT XI

<b>ISSUE DATE</b>	<b>FUND TITLE</b>	<b>FUND BALANCE</b>
02/08/06	CCTSA TOBACCO BONDS 2006	1.00
06/10/20	CCTSA TOBACCO BONDS 2020	18,969,616.28
01/30/03	FLOOD CONTROL REFUNDING SER 2003A & 2005A	41.81
12/21/11	LAC-CAL 2011, SERIES A	1,919.34
12/11/96	LACPWFA REFUNDING 1996 SERIES A & B	333,018.84
	<b>BANK OF NEW YORK MELLON TRUST COMPANY - TRUSTEE TOTAL</b>	<b><u><u>\$19,304,597.27</u></u></b>

**LOS ANGELES COUNTY TREASURER**  
**TRUSTEE & MANAGED FUNDS**  
**AS OF JANUARY 31, 2025**  
**TRUSTEE: U.S. BANK**  
**ATTACHMENT XI**

<b>ISSUE DATE</b>	<b>FUND TITLE</b>	<b>FUND BALANCE</b>
04/05/19	COMMERCIAL PAPER 2019	17,026,444.12
11/03/20	2020 LACMA LEASE REVENUE BONDS	9,283.31
07/26/18	2018 LEASE REVENUE BONDS SERIES A & B	23,208,520.41
08/31/11	MASTER REFUNDING 2005A	10,092.11
11/23/10	MULTIPLE CAPITAL FAC PROJ I A & B (2010)	73,474,991.45
07/20/22	COMMUNITY FACILITIES DISTRICT NO. 2021-01, SERIES 2022	5,362,066.96
<b>U.S. BANK - TRUSTEE TOTAL</b>		<b><u><u>\$119,091,398.36</u></u></b>

**LOS ANGELES COUNTY TREASURER**  
**TRUSTEE & MANAGED FUNDS**  
**AS OF JANUARY 31, 2025**  
**TRUSTEE: ZIONS BANK**  
**ATTACHMENT XI**

<b>ISSUE DATE</b>	<b>FUND TITLE</b>	<b>FUND BALANCE</b>
02/04/15	MULTIPLE CAPITAL PROJECTS (2015 SERIES A)	104,645.00
09/02/15	MULTIPLE CAPITAL PROJECTS (2015 SERIES B & C)	14,513,622.53
03/17/16	LEASE REVENUE BONDS (2016 SERIES D)	1,258,564.10
10/28/21	LEASE REVENUE BONDS (2021 SERIES F)	9,869,088.26
04/13/22	LEASE REVENUE REFUNDING BONDS 2022 (VERMONT MANCHESTER)	3,382,290.18
09/05/24	LEASE REVENUE BONDS (2024 SERIES H)	348,375,113.60
<b>ZIONS BANK - TRUSTEE TOTAL</b>		<b><u><u>\$377,503,323.67</u></u></b>

LOS ANGELES COUNTY TREASURER  
TRUSTEE & MANAGED FUNDS  
AS OF JANUARY 31, 2025  
TRUSTEE: LOS ANGELES COUNTY  
ATTACHMENT XI

ISSUE DATE	FUND TITLE	FUND BALANCE
	SPECIAL SAFEKEEPING (KNOX-KEENE)	<u>303,995.57</u>
	<b>TREASURER TOTAL</b>	<b><u><u>\$303,995.57</u></u></b>

LOS ANGELES COUNTY TREASURER  
 FLOATING RATE SECURITIES - PSI NON-TRADING  
 AS OF JANUARY 31, 2025  
 ATTACHMENT XII

INV ID	Instrument Description	Face Rate	Maturity Date	Par	Cost	Reset Provisions
<u>CORPORATE AND AGENCY ISSUED</u>						
<b>LACCAL BANS</b>						
1052207560	LAC-CAL BAN	7.500%	06/30/25	5,000,000.00	5,000,000.00	6-month U.S. Treasury Bill + 50% at the time of draw. Interest adjusted on Jan 2 and July 1. Interest accrued to that point will be payable on that date. Reset to Bank of America prime rate on the 3rd reset date.
1215324857	LAC-CAL BAN	4.779%	06/30/26	10,000,000.00	10,000,000.00	
1441083733	LAC-CAL BAN	4.779%	06/30/27	5,000,000.00	5,000,000.00	
1318200749	LAC-CAL BAN	4.779%	06/30/27	5,000,000.00	5,000,000.00	
<b>LACCAL BANS TOTAL</b>				<u>25,000,000.00</u>	<u>25,000,000.00</u>	
<b>LOS ANGELES COUNTY ISSUED TOTAL</b>				<b>25,000,000.00</b>	<b>25,000,000.00</b>	
<b>NTRD - PSI NON-TRADING Total</b>				<u>25,000,000.00</u>	<u>25,000,000.00</u>	
<b>BANS as a Percentage of Total Floating Rate Notes</b>					<b>100.00%</b>	

**LOS ANGELES COUNTY TREASURER  
BOND ANTICIPATION NOTES / LACCAL  
AS OF JANUARY 31, 2025  
ATTACHMENT XIII**

<b>INV ID</b>	<b>DESCRIPTION</b>	<b>DRAW DATE</b>	<b>AMOUNT</b>	<b>Face Rate</b>
1052207560	LAC-CAL BANS	06/14/23	5,000,000.00	7.500%
1215324857	LAC-CAL BANS	02/29/24	10,000,000.00	4.779%
1441083733	LAC-CAL BANS	12/18/24	5,000,000.00	4.779%
1318200749	LAC-CAL BANS	07/16/24	5,000,000.00	4.779%
			<b><u>25,000,000.00</u></b>	

**LOS ANGELES COUNTY TREASURER**  
**INVENTORY REPORT - TOTALS SECTION**  
**SECURITY TYPE GROUPING - COST & WTG AVG DAYS TO MATURITY**  
**AS OF JANUARY 31, 2025**  
**ATTACHMENT XIV**

SECURITY TYPE	NON-TRADING		TRADING	
	COST	WTD AVG DTM	COST	WTD AVG DTM
AGENCIES	29,929,487,731.25	1,212.00 DAYS	0.00	0.00 DAYS
COLLATERALIZED CDS	0.00	0.00 DAYS	0.00	0.00 DAYS
NEGOTIABLE CDS	2,000,000,000.00	54.00 DAYS	0.00	0.00 DAYS
EURO CDS	0.00	0.00 DAYS	0.00	0.00 DAYS
CORP & DEPOSIT NOTES	0.00	0.00 DAYS	0.00	0.00 DAYS
BANKERS ACCEPTANCE	0.00	0.00 DAYS	0.00	0.00 DAYS
COMMERCIAL PAPER	15,402,494,263.37	41.00 DAYS	0.00	0.00 DAYS
MUNICIPALS	25,282,408.02	661.00 DAYS	0.00	0.00 DAYS
GOVERNMENTS	11,369,506,471.47	204.00 DAYS	0.00	0.00 DAYS
REPURCHASE AGREEMENT	0.00	0.00 DAYS	0.00	0.00 DAYS
ASSET BACKED	0.00	0.00 DAYS	0.00	0.00 DAYS
OTHER	0.00	0.00 DAYS	0.00	0.00 DAYS
<b>TOTAL</b>	<b>\$58,726,770,874.11</b>	<b>670.00 DAYS</b>	<b>\$0.00</b>	<b>0.00 DAYS</b>

LOS ANGELES COUNTY TREASURER  
 INVENTORY REPORT - TOTALS SECTION  
 MATURITY RANGE GROUPING  
 AS OF JANUARY 31, 2025  
 ATTACHMENT XV

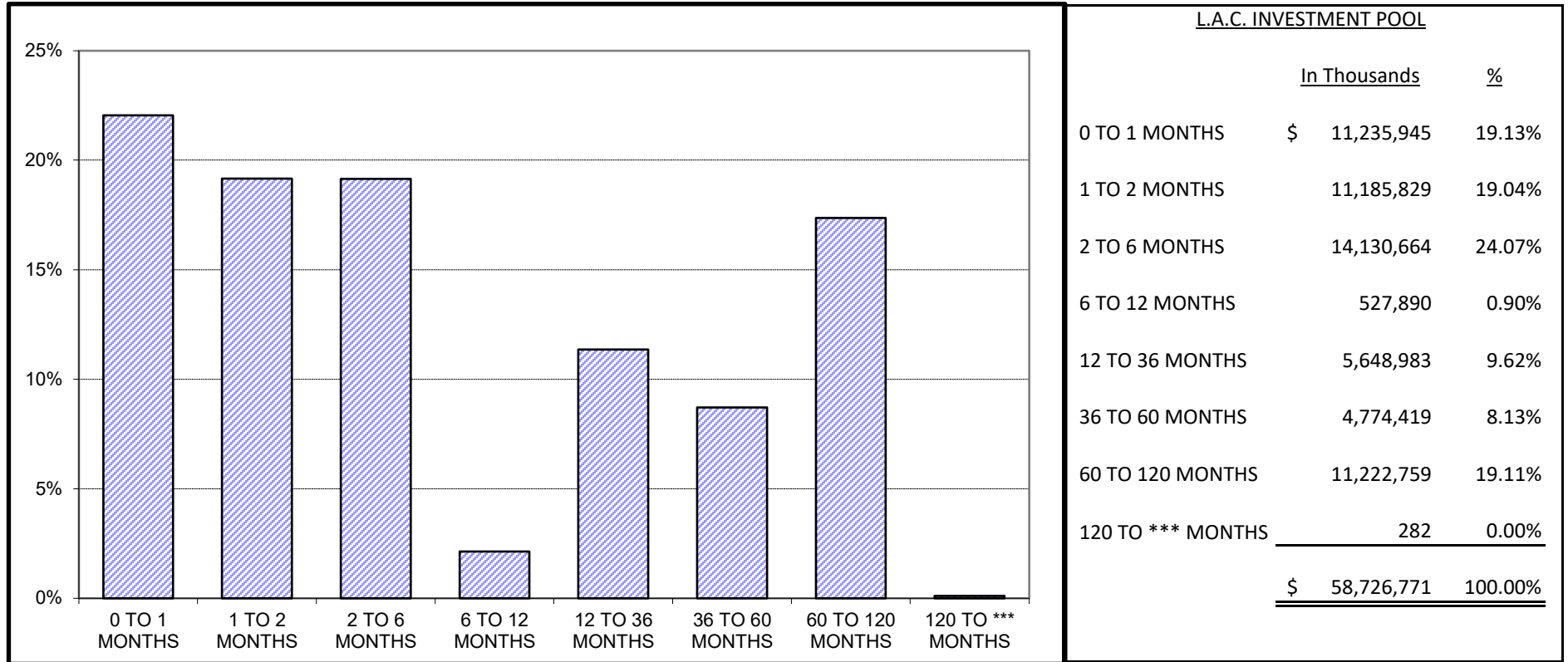
Maturity Range	Date Range	Amortized Cost	%
<b>PSI - NTRD/TRD</b>			
0 to 1 Months	02/01/25 - 02/28/25	\$ 11,235,944,434.02	19.13%
1 to 2 Months	03/01/25 - 03/31/25	\$ 11,185,829,402.29	19.05%
2 to 3 Months	04/01/25 - 04/30/25	\$ 8,412,506,586.28	14.33%
3 to 4 Months	05/01/25 - 05/31/25	\$ 4,156,664,655.02	7.08%
4 to 5 Months	06/01/25 - 06/30/25	\$ 1,068,141,377.51	1.82%
5 to 6 Months	07/01/25 - 07/31/25	\$ 493,351,055.56	0.84%
6 to 12 Months	08/01/25 - 01/31/26	\$ 527,890,341.36	0.90%
12 to 24 Months	02/01/26 - 01/31/27	\$ 2,927,079,043.11	4.98%
24 to 36 Months	02/01/27 - 01/31/28	\$ 2,721,903,747.34	4.64%
36 to 48 Months	02/01/28 - 01/31/29	\$ 2,077,759,161.12	3.54%
48 to 60 Months	02/01/29 - 01/31/30	\$ 2,696,659,966.51	4.59%
60 to 120 Months	02/01/30 - 01/31/35	\$ 11,222,758,695.97	19.10%
120 to *** Months	02/01/35 -	\$ 282,408.02	0.00%
<b>Portfolio Total:</b>		<b>\$ 58,726,770,874.11</b>	<b>100.00%</b>
<b>AVCCD</b>			
120 to *** Months	02/01/35 -	\$ 25,230,000.00	100.0%
<b>Portfolio Total:</b>		<b>\$ 25,230,000.00</b>	<b>100.0%</b>
<b>ESUSD</b>			
120 to *** Months	0 /01/35 -	\$ 16,000,000.00	100.0%
<b>Portfolio Total:</b>		<b>\$ 16,000,000.00</b>	<b>100.0%</b>
<b>GF</b>			
24 to 36 Months	02/01/27 - 01/31/28	\$ 1,610,000.00	100.0%
<b>Portfolio Total:</b>		<b>\$ 1,610,000.00</b>	<b>100.0%</b>
<b>PHHPA</b>			
120 to *** Months	02/01/35 -	\$ 32,175,000.00	100.0%
<b>Portfolio Total:</b>		<b>\$ 32,175,000.00</b>	<b>100.0%</b>
<b>SCP61</b>			
1 to 2 Months	03/01/25 - 03/31/25	\$ 29,832,758.33	50.3%
5 to 6 Months	07/01/25 - 07/31/25	\$ 29,454,100.00	49.7%
<b>Portfolio Total:</b>		<b>\$ 59,286,858.33</b>	<b>50.3%</b>
<b>SCP66</b>			
1 to 2 Months	03/01/25 - 03/31/25	\$ 19,888,505.56	50.3%
4 to 5 Months	06/01/25 - 06/30/25	\$ 19,668,916.67	49.7%
<b>Portfolio Total:</b>		<b>\$ 39,557,422.23</b>	<b>100.0%</b>



LOS ANGELES COUNTY TREASURER  
 INVENTORY REPORT - TOTALS SECTION  
 MATURITY RANGE GROUPING  
 AS OF JANUARY 31, 2025  
 ATTACHMENT XV

<b>Maturity Range</b>	<b>Date Range</b>	<b>Amortized Cost</b>	<b>%</b>
<b>SCP6G</b>			
1 to 2 Months	03/01/25 - 03/31/25	\$ 9,944,252.78	50.3%
4 to 5 Months	06/01/25 - 06/30/25	\$ 9,834,458.33	49.7%
<b>Portfolio Total:</b>		<b>\$ 19,778,711.11</b>	<b>100.0%</b>
<b>SCP6H</b>			
1 to 2 Months	03/01/25 - 03/31/25	\$ 4,972,126.39	100.0%
<b>Portfolio Total:</b>		<b>\$ 4,972,126.39</b>	<b>100.0%</b>
<b>SCP9A</b>			
1 to 2 Months	03/01/25 - 03/31/25	\$ 19,888,505.56	50.3%
4 to 5 Months	06/01/25 - 06/30/25	\$ 19,668,916.67	49.7%
<b>Portfolio Total:</b>		<b>\$ 39,557,422.23</b>	<b>100.0%</b>
<b>SCU5F</b>			
4 to 5 Months	06/01/25 - 06/30/25	\$ 29,503,375.00	100.0%
<b>Portfolio Total:</b>		<b>\$ 29,503,375.00</b>	<b>100.0%</b>
<b>SCAQMD</b>			
6 to 12 Months	08/01/25 - 01/31/26	\$ 39,782,815.27	100.0%
<b>Portfolio Total:</b>		<b>\$ 39,782,815.27</b>	<b>100.0%</b>
<b>SLIM</b>			
6 to 12 Months	08/01/25 - 01/31/26	\$ 3,755,093.11	100.0%
<b>Portfolio Total:</b>		<b>\$ 3,755,093.11</b>	<b>100.0%</b>
<b>WASIA</b>			
6 to 12 Months	08/01/25 - 01/31/26	\$ 45,363.26	100.0%
<b>Portfolio Total:</b>		<b>\$ 45,363.26</b>	<b>100.0%</b>

**LOS ANGELES COUNTY TREASURER  
COMPOSITION OF PSI PORTFOLIO BY MATURITY  
AS OF JANUARY 31, 2025  
ATTACHMENT XVI**



*Maturity Limits Are In Compliance With The Los Angeles County Treasurer's Investment Policy.*

**LOCAL AGENCY INVESTMENT FUND (LAIF)  
 FOR SPECIFIC PURPOSE INVESTMENTS  
 AS OF JANUARY 31, 2025  
 ATTACHMENT XVII**

<b>ISSUE DATE</b>	<b>FUND TITLE</b>	<b>FUND BALANCE</b>
	SOUTH COAST AIR QUALITY MGMT DISTRICT (SCAQMD)	\$39,782,815.27
	SCHOOLS LINKED FOR INSURANCE MANAGEMENT (SLIM)	3,755,093.11
	WHITTIER AREA SCHOOLS INSURANCE AUTHORITY (WASIA)	45,363.26
	LAIF TOTAL	<u>\$43,583,271.64</u>

**Fiona Ma, CPA**

**Treasurer**

**State of California**



**POOLED MONEY  
INVESTMENT BOARD REPORT**

**DECEMBER 31, 2024**

STATE OF CALIFORNIA  
STATE TREASURER'S OFFICE  
POOLED MONEY INVESTMENT BOARD REPORT

DECEMBER 2024

TABLE OF CONTENTS

SUMMARY.....	01
SELECTED INVESTMENT DATA.....	02
PORTFOLIO COMPOSITION.....	03
INVESTMENT TRANSACTIONS.....	04
TIME DEPOSITS.....	31
BANK DEMAND DEPOSITS.....	36
POOLED MONEY INVESTMENT BOARD DESIGNATION...	37



POOLED MONEY INVESTMENT ACCOUNT

## Summary of Investment Data A Comparison of December 2024 with December 2023

(Dollars In Thousands)

	December 2024	December 2023	Change
<b>Average Daily Portfolio (\$)</b>	149,625,410	156,353,167	-6,727,757
<b>Accrued Earnings (\$)</b>	563,483	520,304	+43,179
<b>Effective Yield (%)</b>	4.434	3.929	+0.505
<b>Average Life-Month End (In Days)</b>	252	230	+22
<b>Total Security Transactions</b>			
<b>Amount (\$)</b>	51,778,390	33,424,689	+18,353,701
<b>Number</b>	1,026	673	+353
<b>Total Time Deposit Transactions</b>			
<b>Amount (\$)</b>	2,214,000	1,401,000	+813,000
<b>Number</b>	63	38	+25
<b>Average Workday Investment Activity (\$)</b>	2,571,066	1,741,284	+829,782
<b>Prescribed Demand Account Balances For Services (\$)</b>	125,000	227,000	-102,000



## Selected Investment Data Analysis of the Pooled Money Investment Account Portfolio

(Dollars In Thousands)

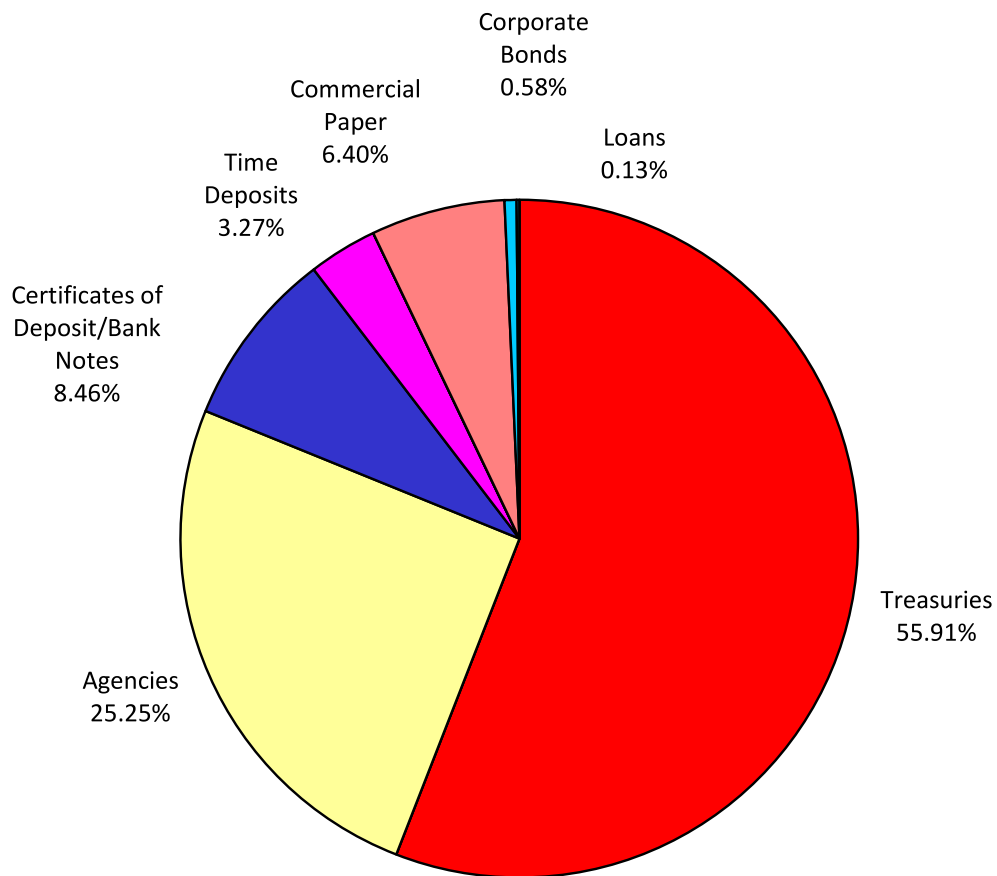
December 31, 2024

<u>TYPE OF SECURITY</u>	<u>AMOUNT (\$)</u>	<u>*PERCENT OF PORTFOLIO</u>	<u>*DIFFERENCE IN PERCENT OF PORTFOLIO FROM PRIOR MONTH</u>
<b>Government</b>			
Bills	37,200,363	23.95	+1.15
Bonds	0	0.00	0
Notes	49,665,562	31.96	-1.20
Strips	0	0.00	0
<b>Total Government</b>	<u>86,865,925</u>	<u>55.91</u>	<u>-0.05</u>
<b>Agency Debentures</b>	13,446,297	8.65	-0.44
<b>Certificates of Deposit</b>	13,150,000	8.46	-0.50
<b>Bank Notes</b>	0	0.00	0
<b>Repurchases</b>	0	0.00	0
<b>Agency Discount Notes</b>	25,790,438	16.60	+1.49
<b>Time Deposits</b>	5,088,500	3.27	-0.24
<b>GNMAs</b>	0	0.00	0
<b>Commercial Paper</b>	9,942,309	6.40	-0.23
<b>Remics</b>	1,239	0.00	0
<b>Corporate Bonds</b>	898,812	0.58	-0.03
<b>PMIA Loans</b>	194,249	0.13	0
<b>GF Loans</b>	0	0.00	0
<b>Other</b>	0	0.00	0
<b>Reversed Repurchases</b>	0	0.00	0
<b>Total (All Types)</b>	<u>155,377,769</u>	<u>100.00</u>	

\*Percentages may be off due to rounding.

<u>INVESTMENT ACTIVITY</u>	<u>December 2024</u>		<u>November 2024</u>	
	<u>NUMBER</u>	<u>AMOUNT (\$)</u>	<u>NUMBER</u>	<u>AMOUNT (\$)</u>
Pooled Money	1,026	51,778,390	686	34,137,718
Time Deposits	63	2,214,000	44	1,580,000
Other	22	3,050,997	16	1,606,936
<b>Total</b>	<u>1,111</u>	<u>57,043,387</u>	<u>746</u>	<u>37,324,654</u>
<b>PMIA Monthly Average Effective Yield (%)</b>		4.434	4.477	
<b>Year to Date Yield Last Day of Month (%)</b>		4.518	4.534	

# Pooled Money Investment Account Portfolio Composition \$155.4 billion 12/31/2024



Percentages may not total 100%, due to rounding.



### INVESTMENT TRANSACTIONS

<u>DATE</u>	<u>TYPE</u>	<u>a/</u> <u>DESCRIPTION</u>	<u>CPN (%)</u>	<u>MATURITY</u> <u>DATE</u>	<u>b/</u> <u>TRANS</u> <u>YIELD (%)</u>	<u>d/</u> <u>PAR (\$)</u> <u>(000)</u>	<u>DAYS</u> <u>HELD</u>	<u>AMOUNT</u> <u>EARNED (\$)</u>	<u>EFFECTIVE</u> <u>YIELD (%)</u>
<b>12/02/24</b>	<b>REDEMPTIONS</b>								
	CD	BMO BANK	5.360	12/02/24	5.360	50,000	291	2,166,333.33	5.449
	CD	BMO BANK	5.360	12/02/24	5.360	50,000	291	2,166,333.33	5.449
	CD	WELLS FGO	5.550	12/02/24	5.550	50,000	368	2,836,666.67	5.643
	CD	WELLS FGO	5.550	12/02/24	5.550	50,000	368	2,836,666.67	5.643
	CP	MUFG BK		12/02/24	4.660	50,000	35	226,527.78	4.746
	CP	MUFG BK		12/02/24	4.660	50,000	35	226,527.78	4.746
	CP	UNITEDHEALTH		12/02/24	5.380	50,000	220	1,643,888.89	5.640
	CP	UNITEDHEALTH		12/02/24	5.380	50,000	220	1,643,888.89	5.640
	CP	SCOTIA NY		12/02/24	5.180	50,000	259	1,863,361.11	5.455
	CP	SCOTIA NY		12/02/24	5.180	50,000	259	1,863,361.11	5.455
	DEB	IFC	0.910	12/02/24	0.910	50,000	1,089	1,356,152.78	0.912
	DEB	IFC	0.910	12/02/24	0.910	50,000	1,089	1,356,152.78	0.912
	DN	FFCB		12/02/24	5.110	50,000	201	1,426,541.67	5.333
	DN	FHLB		12/02/24	5.070	50,000	209	1,471,708.33	5.296
	DN	FHLB		12/02/24	5.070	50,000	209	1,471,708.33	5.296
	DN	FFCB		12/02/24	5.030	50,000	220	1,536,944.44	5.262
	DN	FFCB		12/02/24	5.030	50,000	220	1,536,944.44	5.262
	DN	FHLB		12/02/24	4.950	50,000	249	1,711,875.00	5.197
	DN	FHLB		12/02/24	4.950	50,000	249	1,711,875.00	5.197
	YCD	NORINCHUK	4.750	12/02/24	4.750	50,000	34	224,305.56	4.816
	YCD	NORINCHUK	4.750	12/02/24	4.750	50,000	34	224,305.56	4.816
	YCD	NAT AUB	5.230	12/02/24	5.230	50,000	265	1,924,930.56	5.303
	YCD	NAT AUB	5.230	12/02/24	5.230	50,000	265	1,924,930.56	5.303
	YCD	BARCLAYS	5.410	12/02/24	5.410	50,000	283	2,126,430.56	5.500
	YCD	BARCLAYS	5.410	12/02/24	5.410	50,000	283	2,126,430.56	5.500
	YCD	RABOBANK	5.310	12/02/24	5.310	50,000	291	2,146,125.00	5.399
<b>12/02/24</b>	<b>PURCHASES</b>								
	CP	BNP NY		12/04/24	4.560	50,000			
	CP	BNP NY		12/04/24	4.560	50,000			
	CP	CR AG NY		01/07/25	4.490	50,000			
	CP	CR AG NY		01/07/25	4.490	50,000			
	CP	SOC GEN NY		05/02/25	4.530	50,000			
	CP	SOC GEN NY		05/02/25	4.530	50,000			
	DN	FHLB		05/28/25	4.270	50,000			
	DN	FHLB		05/28/25	4.270	50,000			
	TR	BILL		03/11/25	4.375	50,000			
	TR	BILL		03/11/25	4.375	50,000			
	TR	BILL		03/11/25	4.375	50,000			
	TR	BILL		03/11/25	4.375	50,000			
	TR	BILL		03/11/25	4.375	50,000			
	TR	BILL		03/11/25	4.375	50,000			
	TR	BILL		03/11/25	4.381	50,000			
	TR	BILL		03/11/25	4.381	50,000			
	TR	BILL		03/11/25	4.381	50,000			

**INVESTMENT TRANSACTIONS**

<u>DATE</u>	<u>TYPE</u>	<u>a/</u> <u>DESCRIPTION</u>	<u>CPN (%)</u>	<u>MATURITY</u> <u>DATE</u>	<u>b/</u> <u>TRANS</u> <u>YIELD (%)</u>	<u>d/</u> <u>PAR (\$)</u> <u>(000)</u>	<u>DAYS</u> <u>HELD</u>	<u>AMOUNT</u> <u>EARNED (\$)</u>	<u>EFFECTIVE</u> <u>YIELD (%)</u>
<b>12/02/24</b>	<b>PURCHASES (Continued)</b>								
	TR	BILL		05/01/25	4.320	50,000			
	TR	BILL		05/01/25	4.320	50,000			
	TR	BILL		05/01/25	4.320	50,000			
	TR	BILL		05/01/25	4.325	50,000			
	TR	BILL		05/01/25	4.325	50,000			
	TR	BILL		05/01/25	4.325	50,000			
	TR	BILL		05/08/25	4.309	50,000			
	TR	BILL		05/08/25	4.309	50,000			
	TR	BILL		05/08/25	4.309	50,000			
	TR	BILL		05/08/25	4.310	50,000			
	TR	BILL		05/08/25	4.310	50,000			
	TR	BILL		05/08/25	4.310	50,000			
	TR	BILL		05/15/25	4.305	50,000			
	TR	BILL		05/15/25	4.305	50,000			
	TR	BILL		05/15/25	4.305	50,000			
	TR	BILL		05/15/25	4.305	50,000			
	YCD	DNB	4.540	12/09/24	4.540	50,000			
	YCD	DNB	4.540	12/09/24	4.540	50,000			
	YCD	SE BANKEN	4.570	12/09/24	4.570	50,000			
	YCD	SE BANKEN	4.570	12/09/24	4.570	50,000			
	YCD	TORONTO	4.630	05/02/25	4.630	50,000			
	YCD	TORONTO	4.630	05/02/25	4.630	50,000			
<b>12/03/24</b>	<b>REDEMPTIONS</b>								
	CD	US BANK	4.500	12/03/24	4.500	50,000	11	68,750.00	4.563
	CD	US BANK	4.500	12/03/24	4.500	50,000	11	68,750.00	4.563
	CP	CR AG NY		12/03/24	4.610	50,000	33	211,291.67	4.694
	CP	CR AG NY		12/03/24	4.610	50,000	33	211,291.67	4.694
	DN	IBRD		12/03/24	4.560	50,000	63	399,000.00	4.661
	DN	IBRD		12/03/24	4.560	50,000	63	399,000.00	4.661
	TR	BILL		12/03/24	4.870	50,000	119	804,902.78	5.018
	TR	BILL		12/03/24	4.870	50,000	119	804,902.78	5.018
	TR	BILL		12/03/24	4.870	50,000	119	804,902.78	5.018
	TR	BILL		12/03/24	4.875	50,000	119	805,729.17	5.024
	TR	BILL		12/03/24	4.875	50,000	119	805,729.17	5.024
	TR	BILL		12/03/24	4.875	50,000	119	805,729.17	5.024
	TR	BILL		12/03/24	4.947	50,000	119	817,546.53	5.099
	TR	BILL		12/03/24	4.947	50,000	119	817,546.53	5.099
	TR	BILL		12/03/24	4.947	50,000	119	817,546.53	5.099
	TR	BILL		12/03/24	4.951	50,000	119	818,290.28	5.103
	TR	BILL		12/03/24	4.951	50,000	119	818,290.28	5.103
	TR	BILL		12/03/24	4.951	50,000	119	818,290.28	5.103
	YCD	CIBC	4.580	12/03/24	4.580	50,000	8	50,888.89	4.644
	YCD	CIBC	4.580	12/03/24	4.580	50,000	8	50,888.89	4.644

**INVESTMENT TRANSACTIONS**

<u>DATE</u>	<u>TYPE</u>	<u>a/</u> <u>DESCRIPTION</u>	<u>CPN (%)</u>	<u>MATURITY</u> <u>DATE</u>	<u>b/</u> <u>TRANS</u> <u>YIELD (%)</u>	<u>d/</u> <u>PAR (\$)</u> <u>(000)</u>	<u>DAYS</u> <u>HELD</u>	<u>AMOUNT</u> <u>EARNED (\$)</u>	<u>EFFECTIVE</u> <u>YIELD (%)</u>
<b>12/03/24</b>	<b>PURCHASES</b>								
	CP	BNP NY		12/09/24	4.560	50,000			
	CP	BNP NY		12/09/24	4.560	50,000			
	TR	BILL		04/01/25	4.343	50,000			
	TR	BILL		04/01/25	4.343	50,000			
	TR	BILL		04/01/25	4.343	50,000			
	TR	BILL		04/01/25	4.343	50,000			
	TR	BILL		04/01/25	4.345	50,000			
	TR	BILL		04/01/25	4.345	50,000			
	TR	BILL		04/01/25	4.345	50,000			
	TR	BILL		04/01/25	4.345	50,000			
	TR	BILL		04/01/25	4.345	50,000			
	TR	BILL		04/01/25	4.345	50,000			
	TR	BILL		04/01/25	4.345	50,000			
	TR	BILL		04/01/25	4.345	50,000			
	TR	BILL		04/01/25	4.345	50,000			
<b>12/04/24</b>	<b>REDEMPTIONS</b>								
	CP	BNP NY		12/04/24	4.560	50,000	2	12,666.67	4.625
	CP	BNP NY		12/04/24	4.560	50,000	2	12,666.67	4.625
	CP	NYLIFE STF		12/04/24	5.110	50,000	100	709,722.22	5.256
	YCD	SUMI TRUST	4.550	12/04/24	4.550	50,000	9	56,875.00	4.613
	YCD	SUMI TRUST	4.550	12/04/24	4.550	50,000	9	56,875.00	4.613
	YCD	CIBC	4.590	12/04/24	4.590	50,000	13	82,875.00	4.654
	YCD	CIBC	4.590	12/04/24	4.590	50,000	13	82,875.00	4.654
<b>12/04/24</b>	<b>PURCHASES</b>								
	CP	NYLIFE STF		02/04/25	4.560	50,000			
	DN	FHLB		01/29/25	4.381	50,000			
	YCD	NORINCHUK	4.570	01/07/25	4.570	50,000			
	YCD	NORINCHUK	4.570	01/07/25	4.570	50,000			
	YCD	UBS	4.490	05/28/25	4.490	50,000			
	YCD	UBS	4.490	05/28/25	4.490	50,000			
	YCD	RABOBANK	4.500	05/30/25	4.500	50,000			
	YCD	RABOBANK	4.500	05/30/25	4.500	50,000			
<b>12/05/24</b>	<b>REDEMPTIONS</b>								
	CP	CR AG NY		12/05/24	4.570	50,000	14	88,861.11	4.642
	CP	CR AG NY		12/05/24	4.570	50,000	14	88,861.11	4.642

**INVESTMENT TRANSACTIONS**

<u>DATE</u>	<u>TYPE</u>	<u>a/</u> <u>DESCRIPTION</u>	<u>CPN (%)</u>	<u>MATURITY</u> <u>DATE</u>	<u>b/</u> <u>TRANS</u> <u>YIELD (%)</u>	<u>d/</u> <u>PAR (\$)</u> <u>(000)</u>	<u>DAYS</u> <u>HELD</u>	<u>AMOUNT</u> <u>EARNED (\$)</u>	<u>EFFECTIVE</u> <u>YIELD (%)</u>
<b>12/05/24</b>	<b>PURCHASES</b>								
	CP	CR AG NY		12/30/24	4.440	50,000			
	CP	CR AG NY		12/30/24	4.440	50,000			
	DN	IBRD		02/25/25	4.380	50,000			
	DN	IBRD		02/25/25	4.380	50,000			
	DN	IFC		03/26/25	4.300	50,000			
	DN	IFC		03/26/25	4.300	50,000			
	TR	BILL		04/01/25	4.320	50,000			
	TR	BILL		04/01/25	4.320	50,000			
	TR	BILL		04/01/25	4.320	50,000			
	TR	BILL		04/01/25	4.320	50,000			
	TR	BILL		04/01/25	4.320	50,000			
	TR	BILL		04/01/25	4.320	50,000			
	YCD	SUMI TRUST	4.560	03/26/25	4.560	50,000			
	YCD	SUMI TRUST	4.560	03/26/25	4.560	50,000			
<b>12/06/24</b>	<b>NO REDEMPTIONS</b>								
<b>12/06/24</b>	<b>PURCHASES</b>								
	CP	OLD LINE		03/10/25	4.510	50,000			
	CP	OLD LINE		03/10/25	4.510	50,000			
	CP	NATIXIS NY		03/28/25	4.500	50,000			
	CP	NATIXIS NY		03/28/25	4.500	50,000			
	CP	JOHNSON		05/30/25	4.290	50,000			
	CP	JOHNSON		05/30/25	4.290	50,000			
	DN	IBRD		03/03/25	4.380	50,000			
	DN	IBRD		03/03/25	4.380	50,000			
	DN	IBRD		03/13/25	4.380	50,000			
	DN	IBRD		03/13/25	4.380	50,000			
	DN	IBRD		03/14/25	4.380	50,000			
	DN	IBRD		03/14/25	4.380	50,000			
	DN	IBRD		03/21/25	4.390	50,000			
	DN	IBRD		03/21/25	4.390	50,000			
	DN	IBRD		03/21/25	4.390	50,000			
	DN	IBRD		03/21/25	4.390	50,000			
	DN	FFCB		05/12/25	4.150	50,000			
	DN	FFCB		05/12/25	4.150	50,000			
	DN	FFCB		05/12/25	4.150	50,000			
	DN	FFCB		05/30/25	4.180	50,000			
	DN	FFCB		05/30/25	4.180	50,000			
	DN	FHLB		10/01/25	4.060	50,000			
	DN	FHLB		10/01/25	4.060	50,000			
	TR	BILL		04/01/25	4.275	50,000			
	TR	BILL		04/01/25	4.275	50,000			
	TR	BILL		04/01/25	4.275	50,000			
	TR	BILL		04/01/25	4.275	50,000			

**INVESTMENT TRANSACTIONS**

<u>DATE</u>	<u>TYPE</u>	<u>a/</u> <u>DESCRIPTION</u>	<u>CPN (%)</u>	<u>MATURITY</u> <u>DATE</u>	<u>b/</u> <u>TRANS</u> <u>YIELD (%)</u>	<u>d/</u> <u>PAR (\$)</u> <u>(000)</u>	<u>DAYS</u> <u>HELD</u>	<u>AMOUNT</u> <u>EARNED (\$)</u>	<u>EFFECTIVE</u> <u>YIELD (%)</u>
<b>12/06/24</b>	<b>PURCHASES (Continued)</b>								
	TR	BILL		04/01/25	4.275	50,000			
	TR	BILL		04/01/25	4.275	50,000			
	TR	BILL		04/01/25	4.275	50,000			
	TR	BILL		04/01/25	4.275	50,000			
	TR	BILL		04/01/25	4.275	50,000			
	TR	BILL		04/01/25	4.275	50,000			
	TR	BILL		04/01/25	4.275	50,000			
	TR	BILL		04/24/25	4.280	50,000			
	TR	BILL		04/24/25	4.280	50,000			
	TR	BILL		04/24/25	4.280	50,000			
	TR	BILL		04/24/25	4.280	50,000			
	TR	BILL		04/24/25	4.280	50,000			
	TR	BILL		04/24/25	4.280	50,000			
	TR	BILL		05/15/25	4.235	50,000			
	TR	BILL		05/15/25	4.235	50,000			
	TR	BILL		05/15/25	4.235	50,000			
	YCD	SWEDBANK	4.450	04/11/25	4.450	50,000			
	YCD	SWEDBANK	4.450	04/11/25	4.450	50,000			
<b>12/09/24</b>	<b>REDEMPTIONS</b>								
	CP	BNP NY		12/09/24	4.560	50,000	6	38,000.00	4.627
	CP	BNP NY		12/09/24	4.560	50,000	6	38,000.00	4.627
	CP	PACLIFE STF		12/09/24	5.080	50,000	104	733,777.78	5.227
	CP	CR AG NY		12/09/24	5.040	50,000	108	756,000.00	5.188
	CP	CR AG NY		12/09/24	5.040	50,000	108	756,000.00	5.188
	CP	SUMI TRUST		12/09/24	5.030	50,000	122	852,305.56	5.188
	CP	SUMI TRUST		12/09/24	5.030	50,000	122	852,305.56	5.188
	CP	CAFCO		12/09/24	5.330	50,000	168	1,243,666.67	5.542
	CP	NATIXIS NY		12/09/24	5.300	50,000	175	1,288,194.44	5.516
	CP	NATIXIS NY		12/09/24	5.300	50,000	175	1,288,194.44	5.516
	CP	BOFA		12/09/24	5.300	50,000	180	1,325,000.00	5.520
	CP	BOFA		12/09/24	5.300	50,000	180	1,325,000.00	5.520
	CP	GTA		12/09/24	5.350	50,000	180	1,337,500.00	5.573
	DN	FHLB		12/09/24	5.050	50,000	146	1,024,027.78	5.227
	DN	FHLB		12/09/24	5.050	50,000	146	1,024,027.78	5.227
	DN	FFCB		12/09/24	5.080	50,000	168	1,185,333.33	5.276
	DN	FFCB		12/09/24	5.080	50,000	168	1,185,333.33	5.276
	DN	FHLB		12/09/24	5.115	50,000	172	1,221,916.67	5.316
	DN	FHLB		12/09/24	5.115	50,000	172	1,221,916.67	5.316
	DN	FHLB		12/09/24	5.110	50,000	174	1,234,916.67	5.312
	DN	FHLB		12/09/24	5.110	50,000	174	1,234,916.67	5.312
	DN	FFCB		12/09/24	5.070	50,000	175	1,232,291.67	5.270
	DN	FFCB		12/09/24	5.070	50,000	175	1,232,291.67	5.270
	DN	FHLB		12/09/24	5.105	50,000	175	1,240,798.61	5.308
	DN	FHLB		12/09/24	5.105	50,000	175	1,240,798.61	5.308

**INVESTMENT TRANSACTIONS**

<u>DATE</u>	<u>TYPE</u>	<u>a/</u> <u>DESCRIPTION</u>	<u>CPN (%)</u>	<u>MATURITY</u> <u>DATE</u>	<u>b/</u> <u>TRANS</u> <u>YIELD (%)</u>	<u>d/</u> <u>PAR (\$)</u> <u>(000)</u>	<u>DAYS</u> <u>HELD</u>	<u>AMOUNT</u> <u>EARNED (\$)</u>	<u>EFFECTIVE</u> <u>YIELD (%)</u>
<b>12/09/24</b>	<b>REDEMPTIONS (Continued)</b>								
	DN	FHLB		12/09/24	5.115	50,000	175	1,243,229.17	5.318
	DN	FHLB		12/09/24	5.115	50,000	175	1,243,229.17	5.318
	DN	FNMA		12/09/24	5.060	50,000	178	1,250,944.44	5.262
	DN	FNMA		12/09/24	5.060	50,000	178	1,250,944.44	5.262
	DN	IBRD		12/09/24	5.120	50,000	182	1,294,222.22	5.329
	DN	IBRD		12/09/24	5.120	50,000	182	1,294,222.22	5.329
	YCD	DNB	4.540	12/09/24	4.540	50,000	7	44,138.89	4.603
	YCD	DNB	4.540	12/09/24	4.540	50,000	7	44,138.89	4.603
	YCD	SE BANKEN	4.570	12/09/24	4.570	50,000	7	44,430.56	4.633
	YCD	SE BANKEN	4.570	12/09/24	4.570	50,000	7	44,430.56	4.633
	YCD	MUFG BK	4.510	12/09/24	4.510	50,000	14	87,694.44	4.573
	YCD	MUFG BK	4.510	12/09/24	4.510	50,000	14	87,694.44	4.573
	YCD	LLOYDS	5.430	12/09/24	5.430	50,000	161	1,214,208.33	5.505
	YCD	LLOYDS	5.430	12/09/24	5.430	50,000	161	1,214,208.33	5.505
<b>12/09/24</b>	<b>PURCHASES</b>								
	CP	DISNEY		01/27/25	4.550	50,000			
	CP	FAIRWAY		03/14/25	4.530	50,000			
	CP	RBC NY		06/30/25	4.320	50,000			
	CP	RBC NY		06/30/25	4.320	50,000			
	DN	FHLB		06/30/25	4.125	50,000			
	DN	FHLB		06/30/25	4.125	50,000			
	YCD	MUFG BK	4.530	03/24/25	4.530	50,000			
	YCD	MUFG BK	4.530	03/24/25	4.530	50,000			
	YCD	MIZUHO	4.510	04/04/25	4.510	50,000			
	YCD	MIZUHO	4.510	04/04/25	4.510	50,000			
<b>12/10/24</b>	<b>REDEMPTIONS</b>								
	CP	APPLE		12/10/24	4.700	50,000	48	313,333.33	4.795
	CP	APPLE		12/10/24	4.700	50,000	48	313,333.33	4.795
	DN	FHLB		12/10/24	5.025	50,000	132	921,250.00	5.190
	DN	FHLB		12/10/24	5.025	50,000	132	921,250.00	5.190
	DN	IBRD		12/10/24	5.050	50,000	133	932,847.22	5.217
	DN	IBRD		12/10/24	5.050	50,000	133	932,847.22	5.217
	TR	BILL		12/10/24	4.930	50,000	106	725,805.56	5.072
	TR	BILL		12/10/24	4.930	50,000	106	725,805.56	5.072
	TR	BILL		12/10/24	4.931	50,000	106	725,952.78	5.073
	TR	BILL		12/10/24	4.931	50,000	106	725,952.78	5.073
	TR	BILL		12/10/24	4.920	50,000	109	744,833.33	5.064
	TR	BILL		12/10/24	4.920	50,000	109	744,833.33	5.064
	TR	BILL		12/10/24	5.008	50,000	117	813,718.75	5.161
	TR	BILL		12/10/24	5.008	50,000	117	813,718.75	5.161
	TR	BILL		12/10/24	5.008	50,000	117	813,718.75	5.161

### INVESTMENT TRANSACTIONS

<u>DATE</u>	<u>TYPE</u>	<u>a/</u> <u>DESCRIPTION</u>	<u>CPN (%)</u>	<u>MATURITY</u> <u>DATE</u>	<u>b/</u> <u>TRANS</u> <u>YIELD (%)</u>	<u>d/</u> <u>PAR (\$)</u> <u>(000)</u>	<u>DAYS</u> <u>HELD</u>	<u>AMOUNT</u> <u>EARNED (\$)</u>	<u>EFFECTIVE</u> <u>YIELD (%)</u>
<b>12/10/24</b>	<b>REDEMPTIONS (Continued)</b>								
	TR	BILL		12/10/24	5.008	50,000	117	813,718.75	5.161
	TR	BILL		12/10/24	5.008	50,000	117	813,718.75	5.161
	TR	BILL		12/10/24	5.008	50,000	117	813,718.75	5.161
	TR	BILL		12/10/24	4.995	50,000	118	818,625.00	5.149
	TR	BILL		12/10/24	4.995	50,000	118	818,625.00	5.149
	TR	BILL		12/10/24	4.995	50,000	118	818,625.00	5.149
	TR	BILL		12/10/24	4.995	50,000	118	818,625.00	5.149
	TR	BILL		12/10/24	4.995	50,000	118	818,625.00	5.149
	TR	BILL		12/10/24	4.980	50,000	119	823,083.33	5.134
	TR	BILL		12/10/24	4.980	50,000	119	823,083.33	5.134
	TR	BILL		12/10/24	4.980	50,000	119	823,083.33	5.134
	TR	BILL		12/10/24	4.980	50,000	119	823,083.33	5.134
	TR	BILL		12/10/24	4.980	50,000	119	823,083.33	5.134
	TR	BILL		12/10/24	4.980	50,000	119	823,083.33	5.134
	TR	BILL		12/10/24	4.980	50,000	119	823,083.33	5.134
	TR	BILL		12/10/24	4.980	50,000	119	823,083.33	5.134
	TR	BILL		12/10/24	4.980	50,000	119	823,083.33	5.134
	TR	BILL		12/10/24	4.980	50,000	119	823,083.33	5.134
<b>12/10/24</b>	<b>PURCHASES</b>								
	CP	RABO NY		12/11/24	4.570	50,000			
	CP	RABO NY		12/11/24	4.570	50,000			
	CP	RABO NY		12/11/24	4.570	50,000			
	CP	RABO NY		12/11/24	4.570	50,000			
	CP	CAFCO		04/25/25	4.500	50,000			
	CP	BOFA		06/27/25	4.400	50,000			
	CP	BOFA		06/27/25	4.400	50,000			
	DN	IBRD		03/28/25	4.330	50,000			
	DN	IBRD		03/28/25	4.330	50,000			
	DN	FFCB		06/30/25	4.080	50,000			
	DN	FFCB		06/30/25	4.080	50,000			
	TR	BILL		04/01/25	4.265	50,000			
	TR	BILL		04/01/25	4.265	50,000			
	TR	BILL		04/01/25	4.265	50,000			
	TR	BILL		04/01/25	4.270	50,000			
	TR	BILL		04/01/25	4.270	50,000			
	TR	BILL		04/01/25	4.270	50,000			
	TR	BILL		04/08/25	4.277	50,000			
	TR	BILL		04/08/25	4.277	50,000			
	TR	BILL		04/08/25	4.277	50,000			
	TR	BILL		04/08/25	4.280	50,000			
	TR	BILL		04/08/25	4.280	50,000			
	TR	BILL		04/08/25	4.280	50,000			
	TR	NOTE	4.625	06/30/25	4.283	50,000			
	TR	NOTE	4.625	06/30/25	4.283	50,000			
	TR	NOTE	4.625	06/30/25	4.283	50,000			

**INVESTMENT TRANSACTIONS**

<u>DATE</u>	<u>TYPE</u>	<u>a/</u> <u>DESCRIPTION</u>	<u>CPN (%)</u>	<u>MATURITY</u> <u>DATE</u>	<u>b/</u> <u>TRANS</u> <u>YIELD (%)</u>	<u>d/</u> <u>PAR (\$)</u> <u>(000)</u>	<u>DAYS</u> <u>HELD</u>	<u>AMOUNT</u> <u>EARNED (\$)</u>	<u>EFFECTIVE</u> <u>YIELD (%)</u>
<b>12/10/24</b>	<b>PURCHASES (Continued)</b>								
	TR	NOTE	4.625	06/30/25	4.298	50,000			
	TR	NOTE	4.625	06/30/25	4.298	50,000			
	TR	NOTE	4.625	06/30/25	4.298	50,000			
<b>12/11/24</b>	<b>REDEMPTIONS</b>								
	CP	RABO NY		12/11/24	4.570	50,000	1	6,347.22	4.634
	CP	RABO NY		12/11/24	4.570	50,000	1	6,347.22	4.634
	CP	RABO NY		12/11/24	4.570	50,000	1	6,347.22	4.634
	CP	RABO NY		12/11/24	4.570	50,000	1	6,347.22	4.634
<b>12/11/24</b>	<b>PURCHASES</b>								
	CP	RABO NY		12/27/24	4.450	50,000			
	CP	RABO NY		12/27/24	4.450	50,000			
	CP	RABO NY		12/27/24	4.450	50,000			
	CP	CGMI		08/27/25	4.380	50,000			
	CP	CGMI		08/27/25	4.380	50,000			
	DN	FHLB		05/30/25	4.150	50,000			
	DN	FHLB		05/30/25	4.150	50,000			
	DN	FHLB		06/30/25	4.105	50,000			
	DN	FHLB		06/30/25	4.105	50,000			
	YCD	SUMITOMO	4.500	04/28/25	4.500	50,000			
	YCD	SUMITOMO	4.500	04/28/25	4.500	50,000			
	YCD	SUMITOMO	4.500	04/28/25	4.500	50,000			
<b>12/12/24</b>	<b>REDEMPTIONS</b>								
	CD	US BANK	4.500	12/12/24	4.500	50,000	16	100,000.00	4.563
	CD	US BANK	4.500	12/12/24	4.500	50,000	16	100,000.00	4.563
	CP	CR AG NY		12/12/24	4.570	50,000	35	222,152.78	4.654
	CP	CR AG NY		12/12/24	4.570	50,000	35	222,152.78	4.654
	CP	MUFG BK		12/12/24	4.570	50,000	37	234,847.22	4.655
	CP	MUFG BK		12/12/24	4.570	50,000	37	234,847.22	4.655
	CP	VERSAILLES		12/12/24	4.950	50,000	93	639,375.00	5.084
	CP	SHEFFIELD		12/12/24	5.000	50,000	93	645,833.33	5.136
	TR	BILL		12/12/24	4.490	50,000	35	218,263.89	4.572
	TR	BILL		12/12/24	4.490	50,000	35	218,263.89	4.572
	TR	BILL		12/12/24	4.490	50,000	35	218,263.89	4.572
	TR	BILL		12/12/24	5.110	50,000	168	1,192,333.33	5.308
	TR	BILL		12/12/24	5.110	50,000	168	1,192,333.33	5.308
	TR	BILL		12/12/24	5.132	50,000	169	1,204,594.44	5.332
	TR	BILL		12/12/24	5.132	50,000	169	1,204,594.44	5.332
	TR	BILL		12/12/24	5.133	50,000	169	1,204,711.81	5.332
	TR	BILL		12/12/24	5.133	50,000	169	1,204,711.81	5.332



**INVESTMENT TRANSACTIONS**

<u>DATE</u>	<u>TYPE</u>	<u>a/</u> <u>DESCRIPTION</u>	<u>CPN (%)</u>	<u>MATURITY</u> <u>DATE</u>	<u>b/</u> <u>TRANS</u> <u>YIELD (%)</u>	<u>d/</u> <u>PAR (\$)</u> <u>(000)</u>	<u>DAYS</u> <u>HELD</u>	<u>AMOUNT</u> <u>EARNED (\$)</u>	<u>EFFECTIVE</u> <u>YIELD (%)</u>
12/12/24	REDEMPTIONS (Continued)								
	TR	BILL		12/12/24	5.140	50,000	175	1,249,305.56	5.345
	TR	BILL		12/12/24	5.140	50,000	175	1,249,305.56	5.345
	TR	BILL		12/12/24	5.140	50,000	175	1,249,305.56	5.345
	TR	BILL		12/12/24	5.140	50,000	175	1,249,305.56	5.345
	TR	BILL		12/12/24	5.140	50,000	175	1,249,305.56	5.345
	TR	BILL		12/12/24	5.140	50,000	175	1,249,305.56	5.345
	TR	BILL		12/12/24	5.140	50,000	175	1,249,305.56	5.345
	TR	BILL		12/12/24	5.140	50,000	175	1,249,305.56	5.345
	TR	BILL		12/12/24	5.140	50,000	175	1,249,305.56	5.345
	TR	BILL		12/12/24	5.140	50,000	177	1,263,583.33	5.347
	TR	BILL		12/12/24	5.140	50,000	177	1,263,583.33	5.347
	TR	BILL		12/12/24	5.140	50,000	177	1,263,583.33	5.347
	TR	BILL		12/12/24	5.140	50,000	177	1,263,583.33	5.347
	TR	BILL		12/12/24	5.140	50,000	177	1,263,583.33	5.347
	TR	BILL		12/12/24	5.140	50,000	177	1,263,583.33	5.347
	TR	BILL		12/12/24	5.145	50,000	177	1,264,812.50	5.352
	TR	BILL		12/12/24	5.145	50,000	177	1,264,812.50	5.352
	TR	BILL		12/12/24	5.145	50,000	177	1,264,812.50	5.352
	TR	BILL		12/12/24	5.140	50,000	178	1,270,722.22	5.347
	TR	BILL		12/12/24	5.140	50,000	178	1,270,722.22	5.347
	TR	BILL		12/12/24	5.140	50,000	178	1,270,722.22	5.347
	TR	BILL		12/12/24	5.140	50,000	178	1,270,722.22	5.347
	TR	BILL		12/12/24	5.146	50,000	178	1,272,205.56	5.354
	TR	BILL		12/12/24	5.146	50,000	178	1,272,205.56	5.354
	TR	BILL		12/12/24	5.146	50,000	178	1,272,205.56	5.354
	TR	BILL		12/12/24	5.146	50,000	178	1,272,205.56	5.354
	TR	BILL		12/12/24	5.148	50,000	178	1,272,576.39	5.355
	TR	BILL		12/12/24	5.148	50,000	178	1,272,576.39	5.355
	TR	BILL		12/12/24	5.148	50,000	178	1,272,576.39	5.355
	TR	BILL		12/12/24	5.148	50,000	178	1,272,576.39	5.355
	TR	BILL		12/12/24	5.125	50,000	181	1,288,368.06	5.334
	TR	BILL		12/12/24	5.125	50,000	181	1,288,368.06	5.334
	TR	BILL		12/12/24	5.125	50,000	181	1,288,368.06	5.334
	TR	BILL		12/12/24	5.125	50,000	181	1,288,368.06	5.334
	TR	BILL		12/12/24	5.125	50,000	181	1,288,368.06	5.334
	TR	BILL		12/12/24	5.125	50,000	181	1,288,368.06	5.334
	TR	BILL		12/12/24	5.125	50,000	181	1,288,368.06	5.334
	TR	BILL		12/12/24	5.128	50,000	181	1,288,996.53	5.336
	TR	BILL		12/12/24	5.128	50,000	181	1,288,996.53	5.336
	TR	BILL		12/12/24	5.128	50,000	181	1,288,996.53	5.336
	TR	BILL		12/12/24	5.128	50,000	181	1,288,996.53	5.336
	TR	BILL		12/12/24	5.130	50,000	182	1,296,750.00	5.340
	TR	BILL		12/12/24	5.130	50,000	182	1,296,750.00	5.340
	TR	BILL		12/12/24	5.130	50,000	182	1,296,750.00	5.340

### INVESTMENT TRANSACTIONS

<u>DATE</u>	<u>TYPE</u>	<u>a/</u> <u>DESCRIPTION</u>	<u>CPN (%)</u>	<u>MATURITY</u> <u>DATE</u>	<u>b/</u> <u>TRANS</u> <u>YIELD (%)</u>	<u>d/</u> <u>PAR (\$)</u> <u>(000)</u>	<u>DAYS</u> <u>HELD</u>	<u>AMOUNT</u> <u>EARNED (\$)</u>	<u>EFFECTIVE</u> <u>YIELD (%)</u>
<b>12/12/24</b>	<b>REDEMPTIONS (Continued)</b>								
	TR	BILL		12/12/24	5.130	50,000	182	1,296,750.00	5.340
	TR	BILL		12/12/24	5.130	50,000	182	1,296,750.00	5.340
	TR	BILL		12/12/24	5.130	50,000	182	1,296,750.00	5.340
	TR	BILL		12/12/24	5.131	50,000	182	1,297,002.78	5.341
	TR	BILL		12/12/24	5.131	50,000	182	1,297,002.78	5.341
	TR	BILL		12/12/24	5.131	50,000	182	1,297,002.78	5.341
	YCD	CIBC	4.640	12/12/24	4.640	50,000	34	45,111.11	4.704
	YCD	CIBC	4.640	12/12/24	4.640	50,000	34	45,111.11	4.704
	YCD	DNB	4.600	12/12/24	4.600	50,000	38	242,777.78	4.664
	YCD	DNB	4.600	12/12/24	4.600	50,000	38	242,777.78	4.664
<b>12/12/24</b>	<b>PURCHASES</b>								
	TR	BILL		06/12/25	4.160	50,000			
	TR	BILL		06/12/25	4.160	50,000			
	TR	BILL		06/12/25	4.160	50,000			
	TR	BILL		06/12/25	4.160	50,000			
	TR	BILL		06/12/25	4.160	50,000			
<b>12/13/24</b>	<b>REDEMPTIONS</b>								
	CP	LIBERTY		12/13/24	5.310	50,000	179	1,320,125.00	5.530
	CP	LIBERTY		12/13/24	5.310	50,000	179	1,320,125.00	5.530
	DN	FHLB		12/13/24	4.750	50,000	87	573,958.33	4.872
	DN	FHLB		12/13/24	4.750	50,000	87	573,958.33	4.872
	DN	FHLB		12/13/24	5.100	50,000	171	1,211,250.00	5.299
	DN	FHLB		12/13/24	5.100	50,000	171	1,211,250.00	5.299
	YCD	KBC	5.030	12/13/24	5.030	50,000	92	642,722.22	5.100
	YCD	KBC	5.030	12/13/24	5.030	50,000	92	642,722.22	5.100
	YCD	SWEDBANK	5.090	12/13/24	5.090	50,000	122	862,472.22	5.161
	YCD	SWEDBANK	5.090	12/13/24	5.090	50,000	122	862,472.22	5.161
	YCD	NORDEA ABP	5.320	12/13/24	5.320	50,000	148	1,093,555.56	5.394
	YCD	NORDEA ABP	5.320	12/13/24	5.320	50,000	148	1,093,555.56	5.394
<b>12/13/24</b>	<b>PURCHASES</b>								
	CP	SUMI TRUST		02/27/25	4.430	50,000			
	CP	SUMI TRUST		02/27/25	4.430	50,000			
	CP	CGMI		08/01/25	4.370	50,000			
	CP	CGMI		08/01/25	4.370	50,000			
	DN	IBRD		03/13/25	4.250	50,000			
	DN	IBRD		03/13/25	4.250	50,000			
	DN	IBRD		03/26/25	4.330	50,000			
	DN	IBRD		03/26/25	4.330	50,000			
	DN	IBRD		04/01/25	4.290	50,000			
	DN	IBRD		04/01/25	4.290	50,000			

**INVESTMENT TRANSACTIONS**

<u>DATE</u>	<u>TYPE</u>	<u>a/</u> <u>DESCRIPTION</u>	<u>CPN (%)</u>	<u>MATURITY</u> <u>DATE</u>	<u>b/</u> <u>TRANS</u> <u>YIELD (%)</u>	<u>d/</u> <u>PAR (\$)</u> <u>(000)</u>	<u>DAYS</u> <u>HELD</u>	<u>AMOUNT</u> <u>EARNED (\$)</u>	<u>EFFECTIVE</u> <u>YIELD (%)</u>
<b>12/13/24</b>	<b>PURCHASES (Continued)</b>								
	DN	FFCB		05/30/25	4.100	50,000			
	DN	FFCB		05/30/25	4.100	50,000			
	TR	BILL		04/01/25	4.215	50,000			
	TR	BILL		04/01/25	4.215	50,000			
	TR	BILL		04/01/25	4.215	50,000			
	TR	BILL		04/01/25	4.218	50,000			
	TR	BILL		04/01/25	4.218	50,000			
	TR	BILL		04/01/25	4.218	50,000			
	TR	BILL		05/15/25	4.175	50,000			
	TR	BILL		05/15/25	4.175	50,000			
	TR	BILL		05/15/25	4.175	50,000			
	TR	BILL		05/15/25	4.175	50,000			
	TR	BILL		06/12/25	4.160	50,000			
	TR	BILL		06/12/25	4.160	50,000			
	TR	BILL		06/12/25	4.160	50,000			
	TR	BILL		06/12/25	4.160	50,000			
	TR	BILL		06/12/25	4.160	50,000			
	TR	BILL		06/12/25	4.160	50,000			
	TR	BILL		06/12/25	4.160	50,000			
	TR	BILL		06/12/25	4.163	50,000			
	TR	BILL		06/12/25	4.163	50,000			
	TR	BILL		06/12/25	4.163	50,000			
	YCD	DNB	4.420	12/27/24	4.420	50,000			
	YCD	DNB	4.420	12/27/24	4.420	50,000			
	YCD	KBC	4.450	03/03/25	4.450	50,000			
	YCD	KBC	4.450	03/03/25	4.450	50,000			
	YCD	CIBC	4.480	06/23/25	4.480	50,000			
	YCD	CIBC	4.480	06/23/25	4.480	50,000			
<b>12/15/24</b>	<b>REDEMPTIONS</b>								
	TR	NOTE	1.000	12/15/24	1.304	50,000	1,061	1,883,563.70	1.311
	TR	NOTE	1.000	12/15/24	1.304	50,000	1,061	1,883,563.70	1.311
	TR	NOTE	1.000	12/15/24	1.304	50,000	1,061	1,883,563.70	1.311
	TR	NOTE	1.000	12/15/24	1.304	50,000	1,061	1,883,563.70	1.311
	TR	NOTE	1.000	12/15/24	1.304	50,000	1,061	1,883,563.70	1.311
	TR	NOTE	1.000	12/15/24	1.304	50,000	1,061	1,883,563.70	1.311
	TR	NOTE	1.000	12/15/24	1.304	50,000	1,061	1,883,563.70	1.311
	TR	NOTE	1.000	12/15/24	1.209	50,000	1,067	1,758,992.96	1.214
	TR	NOTE	1.000	12/15/24	1.209	50,000	1,067	1,758,992.96	1.214
	TR	NOTE	1.000	12/15/24	1.209	50,000	1,067	1,758,992.96	1.214
	TR	NOTE	1.000	12/15/24	1.209	50,000	1,067	1,758,992.96	1.214
	TR	NOTE	1.000	12/15/24	1.209	50,000	1,067	1,758,992.96	1.214
	TR	NOTE	1.000	12/15/24	1.209	50,000	1,067	1,758,992.96	1.214
	TR	NOTE	1.000	12/15/24	1.209	50,000	1,067	1,758,992.96	1.214
	TR	NOTE	1.000	12/15/24	0.968	50,000	1,096	1,453,125.00	0.970
	TR	NOTE	1.000	12/15/24	0.968	50,000	1,096	1,453,125.00	0.970
	TR	NOTE	1.000	12/15/24	0.968	50,000	1,096	1,453,125.00	0.970

**INVESTMENT TRANSACTIONS**

<u>DATE</u>	<u>TYPE</u>	<u>a/</u> <u>DESCRIPTION</u>	<u>CPN (%)</u>	<u>MATURITY</u> <u>DATE</u>	<u>b/</u> <u>TRANS</u> <u>YIELD (%)</u>	<u>d/</u> <u>PAR (\$)</u> <u>(000)</u>	<u>DAYS</u> <u>HELD</u>	<u>AMOUNT</u> <u>EARNED (\$)</u>	<u>EFFECTIVE</u> <u>YIELD (%)</u>
<b>12/15/24</b>	<b>REDEMPTIONS (Continued)</b>								
	TR	NOTE	1.000	12/15/24	0.968	50,000	1,096	1,453,125.00	0.970
	TR	NOTE	1.000	12/15/24	0.968	50,000	1,096	1,453,125.00	0.970
	TR	NOTE	1.000	12/15/24	0.968	50,000	1,096	1,453,125.00	0.970
	TR	NOTE	1.000	12/15/24	0.968	50,000	1,096	1,453,125.00	0.970
	TR	NOTE	1.000	12/15/24	0.968	50,000	1,096	1,453,125.00	0.970
	TR	NOTE	1.000	12/15/24	0.968	50,000	1,096	1,453,125.00	0.970
	TR	NOTE	1.000	12/15/24	0.968	50,000	1,096	1,453,125.00	0.970
	TR	NOTE	1.000	12/15/24	0.980	50,000	1,096	1,470,703.12	0.982
	TR	NOTE	1.000	12/15/24	0.980	50,000	1,096	1,470,703.12	0.982
	TR	NOTE	1.000	12/15/24	0.980	50,000	1,096	1,470,703.12	0.982
<b>12/16/24</b>	<b>NO REDEMPTIONS</b>								
<b>12/16/24</b>	<b>PURCHASES</b>								
	CP	DISNEY		02/25/25	4.500	50,000			
	CP	MUFG BK		03/13/25	4.480	50,000			
	CP	MUFG BK		03/13/25	4.480	50,000			
	CP	MIZUHO NY		04/28/25	4.390	50,000			
	CP	MIZUHO NY		04/28/25	4.390	50,000			
	CP	NATIXIS NY		05/02/25	4.460	50,000			
	CP	NATIXIS NY		05/02/25	4.460	50,000			
	DN	FHLB		04/25/25	4.200	50,000			
	DN	FHLB		04/25/25	4.200	50,000			
	DN	IBRD		04/28/25	4.260	50,000			
	DN	IBRD		04/28/25	4.260	50,000			
	DN	IBRD		05/05/25	4.280	50,000			
	DN	IBRD		05/05/25	4.280	50,000			
	DN	FHLB		05/28/25	4.175	50,000			
	DN	FHLB		05/28/25	4.175	50,000			
	DN	FFCB		06/27/25	4.060	50,000			
	DN	FFCB		06/27/25	4.060	50,000			
	DN	FFCB		06/27/25	4.060	50,000			
	DN	FHLB		06/30/25	4.120	50,000			
	DN	FHLB		06/30/25	4.120	50,000			
	DN	FHLB		06/30/25	4.145	50,000			
	DN	FHLB		06/30/25	4.145	50,000			
	DN	IBRD		06/30/25	4.160	50,000			
	DN	IBRD		06/30/25	4.160	50,000			
	TR	BILL		03/11/25	4.210	50,000			
	TR	BILL		03/11/25	4.210	50,000			
	TR	BILL		03/11/25	4.210	50,000			

**INVESTMENT TRANSACTIONS**

<u>DATE</u>	<u>TYPE</u>	<u>a/</u> <u>DESCRIPTION</u>	<u>CPN (%)</u>	<u>MATURITY</u> <u>DATE</u>	<u>b/</u> <u>TRANS</u> <u>YIELD (%)</u>	<u>d/</u> <u>PAR (\$)</u> <u>(000)</u>	<u>DAYS</u> <u>HELD</u>	<u>AMOUNT</u> <u>EARNED (\$)</u>	<u>EFFECTIVE</u> <u>YIELD (%)</u>
12/16/24	<b>PURCHASES (Continued)</b>								
	TR	BILL		03/11/25	4.215	50,000			
	TR	BILL		03/11/25	4.215	50,000			
	TR	BILL		03/11/25	4.215	50,000			
	TR	BILL		04/01/25	4.208	50,000			
	TR	BILL		04/01/25	4.208	50,000			
	TR	BILL		04/01/25	4.208	50,000			
	TR	BILL		04/01/25	4.210	50,000			
	TR	BILL		04/01/25	4.210	50,000			
	TR	BILL		04/01/25	4.210	50,000			
	TR	BILL		05/15/25	4.176	50,000			
	TR	BILL		05/15/25	4.176	50,000			
	TR	BILL		05/15/25	4.180	50,000			
	TR	BILL		05/15/25	4.180	50,000			
	TR	BILL		06/12/25	4.175	50,000			
	TR	BILL		06/12/25	4.175	50,000			
	TR	BILL		06/12/25	4.175	50,000			
	TR	BILL		06/12/25	4.178	50,000			
	TR	BILL		06/12/25	4.178	50,000			
	TR	BILL		06/12/25	4.178	50,000			
	TR	BILL		06/12/25	4.180	50,000			
	TR	BILL		06/12/25	4.180	50,000			
	TR	BILL		06/12/25	4.180	50,000			
	TR	NOTE	4.625	06/30/25	4.223	50,000			
	TR	NOTE	4.625	06/30/25	4.223	50,000			
	TR	NOTE	4.625	06/30/25	4.223	50,000			
	TR	NOTE	4.625	06/30/25	4.223	50,000			
	TR	NOTE	4.625	06/30/25	4.223	50,000			
	TR	NOTE	4.625	06/30/25	4.223	50,000			
	TR	NOTE	4.625	06/30/25	4.238	50,000			
	TR	NOTE	4.625	06/30/25	4.238	50,000			
	TR	NOTE	4.625	06/30/25	4.238	50,000			
	YCD	CR AG CIB	4.490	05/05/25	4.490	50,000			
	YCD	CR AG CIB	4.490	05/05/25	4.490	50,000			
	YCD	BNP	4.520	05/28/25	4.520	50,000			
	YCD	BNP	4.520	05/28/25	4.520	50,000			
	YCD	CB AUS	4.380	06/27/25	4.380	50,000			
	YCD	CB AUS	4.380	06/27/25	4.380	50,000			
	YCD	SVENSKA	4.480	06/27/25	4.480	50,000			
	YCD	SVENSKA	4.480	06/27/25	4.480	50,000			
	YCD	SOC GEN	4.540	06/27/25	4.540	50,000			
	YCD	SOC GEN	4.540	06/27/25	4.540	50,000			

**INVESTMENT TRANSACTIONS**

<u>DATE</u>	<u>TYPE</u>	<u>a/</u> <u>DESCRIPTION</u>	<u>CPN (%)</u>	<u>MATURITY</u> <u>DATE</u>	<u>b/</u> <u>TRANS</u> <u>YIELD (%)</u>	<u>d/</u> <u>PAR (\$)</u> <u>(000)</u>	<u>DAYS</u> <u>HELD</u>	<u>AMOUNT</u> <u>EARNED (\$)</u>	<u>EFFECTIVE</u> <u>YIELD (%)</u>
<b>12/17/24</b>	<b>REDEMPTIONS</b>								
	CP	APPLE		12/17/24	4.530	50,000	32	201,333.33	4.611
	CP	APPLE		12/17/24	4.530	50,000	32	201,333.33	4.611
	DN	IBRD		12/17/24	4.490	50,000	35	218,263.89	4.572
	DN	IBRD		12/17/24	4.490	50,000	35	218,263.89	4.572
	TR	BILL		12/17/24	4.940	50,000	118	809,611.11	5.091
	TR	BILL		12/17/24	4.940	50,000	118	809,611.11	5.091
	TR	BILL		12/17/24	4.940	50,000	118	809,611.11	5.091
	TR	BILL		12/17/24	4.940	50,000	118	809,611.11	5.091
	TR	BILL		12/17/24	4.940	50,000	118	809,611.11	5.091
	YCD	NORINCHUK	4.610	12/17/24	4.610	50,000	35	224,097.22	4.674
	YCD	NORINCHUK	4.610	12/17/24	4.610	50,000	35	224,097.22	4.674
<b>12/17/24</b>	<b>PURCHASES</b>								
	DN	FFCB		06/09/25	4.110	50,000			
	DN	FFCB		06/09/25	4.110	50,000			
	DN	FHLB		06/23/25	4.155	50,000			
	DN	FHLB		06/23/25	4.155	50,000			
	TR	BILL		04/01/25	4.200	50,000			
	TR	BILL		04/01/25	4.200	50,000			
	TR	BILL		04/01/25	4.200	50,000			
	YCD	SWEDBANK	4.390	05/02/25	4.390	50,000			
	YCD	SWEDBANK	4.390	05/02/25	4.390	50,000			
<b>12/18/24</b>	<b>NO REDEMPTIONS</b>								
<b>12/18/24</b>	<b>PURCHASES</b>								
	CP	CR AG NY		03/10/25	4.400	50,000			
	CP	CR AG NY		03/10/25	4.400	50,000			
	CP	SHEFFIELD		04/04/25	4.480	50,000			
	CP	SHEFFIELD		04/04/25	4.480	50,000			
	CP	VERSAILLES		04/04/25	4.570	50,000			
	CP	VERSAILLES		04/04/25	4.570	50,000			
	CP	METLIFE STF		05/28/25	4.300	50,000			
	DEB CL	FNMA	4.500	12/17/27	4.500	50,000			
	DEB CL	FNMA	4.500	12/17/27	4.500	50,000			
	DEB CL	FNMA	4.500	12/17/27	4.500	50,000			
	DN	FHLB		03/04/25	4.225	50,000			
	DN	FHLB		03/04/25	4.225	50,000			
	DN	IBRD		03/21/25	4.280	50,000			
	DN	IBRD		03/21/25	4.280	50,000			
	DN	IBRD		04/01/25	4.270	50,000			
	DN	IBRD		04/01/25	4.270	50,000			
	DN	IBRD		05/02/25	4.230	50,000			
	DN	IBRD		05/02/25	4.230	50,000			

**INVESTMENT TRANSACTIONS**

<u>DATE</u>	<u>TYPE</u>	<u>a/</u> <u>DESCRIPTION</u>	<u>CPN (%)</u>	<u>MATURITY</u> <u>DATE</u>	<u>b/</u> <u>TRANS</u> <u>YIELD (%)</u>	<u>d/</u> <u>PAR (\$)</u> <u>(000)</u>	<u>DAYS</u> <u>HELD</u>	<u>AMOUNT</u> <u>EARNED (\$)</u>	<u>EFFECTIVE</u> <u>YIELD (%)</u>
12/18/24	<b>PURCHASES (Continued)</b>								
	DN	IBRD		05/28/25	4.200	50,000			
	DN	IBRD		05/28/25	4.200	50,000			
	DN	IBRD		05/30/25	4.200	50,000			
	DN	IBRD		05/30/25	4.200	50,000			
	DN	IBRD		06/09/25	4.200	50,000			
	DN	IBRD		06/09/25	4.200	50,000			
	DN	IBRD		06/27/25	4.200	50,000			
	DN	IBRD		06/27/25	4.200	50,000			
	DN	FFCB		06/30/25	4.060	50,000			
	DN	FFCB		06/30/25	4.060	50,000			
	DN	FHLB		07/01/25	4.135	50,000			
	DN	FHLB		07/01/25	4.135	50,000			
	DN	FHLB		10/01/25	4.035	50,000			
	DN	FHLB		10/01/25	4.035	50,000			
	TR	BILL		03/04/25	4.220	50,000			
	TR	BILL		03/04/25	4.220	50,000			
	TR	BILL		03/04/25	4.230	50,000			
	TR	BILL		03/04/25	4.230	50,000			
	TR	BILL		03/13/25	4.220	50,000			
	TR	BILL		03/13/25	4.220	50,000			
	TR	BILL		03/13/25	4.220	50,000			
	TR	BILL		03/13/25	4.220	50,000			
	TR	BILL		03/13/25	4.220	50,000			
	TR	BILL		03/13/25	4.220	50,000			
	TR	BILL		03/13/25	4.220	50,000			
	TR	BILL		04/01/25	4.200	50,000			
	TR	BILL		04/01/25	4.200	50,000			
	TR	BILL		04/01/25	4.200	50,000			
	TR	BILL		04/01/25	4.200	50,000			
	TR	BILL		04/01/25	4.200	50,000			
	TR	BILL		04/01/25	4.200	50,000			
	TR	BILL		04/01/25	4.200	50,000			
	TR	BILL		06/12/25	4.147	50,000			
	TR	BILL		06/12/25	4.147	50,000			
	TR	BILL		06/12/25	4.147	50,000			
	TR	NOTE	4.625	06/30/25	4.234	50,000			
	TR	NOTE	4.625	06/30/25	4.234	50,000			
	TR	NOTE	4.625	06/30/25	4.234	50,000			
	TR	NOTE	4.625	06/30/25	4.242	50,000			
	TR	NOTE	4.625	06/30/25	4.242	50,000			
	TR	NOTE	4.625	06/30/25	4.242	50,000			
	YCD	ANZ	4.280	06/23/25	4.280	50,000			
	YCD	ANZ	4.280	06/23/25	4.280	50,000			
	YCD	RABOBANK	4.450	06/27/25	4.450	50,000			
	YCD	RABOBANK	4.450	06/27/25	4.450	50,000			
	YCD	NORDEA ABP	4.270	06/30/25	4.270	50,000			
	YCD	NORDEA ABP	4.270	06/30/25	4.270	50,000			

**INVESTMENT TRANSACTIONS**

<u>DATE</u>	<u>TYPE</u>	<u>a/</u> <u>DESCRIPTION</u>	<u>CPN (%)</u>	<u>MATURITY</u> <u>DATE</u>	<u>b/</u> <u>TRANS</u> <u>YIELD (%)</u>	<u>d/</u> <u>PAR (\$)</u> <u>(000)</u>	<u>DAYS</u> <u>HELD</u>	<u>AMOUNT</u> <u>EARNED (\$)</u>	<u>EFFECTIVE</u> <u>YIELD (%)</u>
<b>12/19/24</b>	<b>NO REDEMPTIONS</b>								
<b>12/19/24</b>	<b>PURCHASES</b>								
	CP	LIBERTY		03/24/25	4.470	50,000			
	CP	LIBERTY		03/24/25	4.470	50,000			
	CP	FAIRWAY		05/30/25	4.450	50,000			
	DN	IBRD		04/01/25	4.250	50,000			
	DN	IBRD		04/01/25	4.250	50,000			
	DN	FHLB		05/05/25	4.185	50,000			
	DN	FHLB		05/05/25	4.185	50,000			
	DN	FHLB		07/01/25	4.140	50,000			
	DN	FHLB		07/01/25	4.140	50,000			
	TR	BILL		06/12/25	4.145	50,000			
	TR	BILL		06/12/25	4.145	50,000			
	TR	BILL		06/12/25	4.145	50,000			
	YCD	CIBC	4.440	06/09/25	4.440	50,000			
	YCD	CIBC	4.440	06/09/25	4.440	50,000			
	YCD	BNP	4.540	06/30/25	4.540	50,000			
	YCD	BNP	4.540	06/30/25	4.540	50,000			
<b>12/20/24</b>	<b>REDEMPTIONS</b>								
	DEB	FHLB	1.000	12/20/24	2.721	50,000	988	3,579,888.89	2.768
	DEB	FHLB	1.000	12/20/24	2.721	50,000	988	3,579,888.89	2.768
<b>12/20/24</b>	<b>PURCHASES</b>								
	CP	MUFG BK		12/27/24	4.270	50,000			
	CP	MUFG BK		12/27/24	4.270	50,000			
	CP	BNP NY		12/27/24	4.300	50,000			
	CP	BNP NY		12/27/24	4.300	50,000			
	CP	RABO NY		12/30/24	4.320	50,000			
	CP	RABO NY		12/30/24	4.320	50,000			
	CP	GOTHAM		03/26/25	4.480	50,000			
	CP	GOTHAM		03/26/25	4.480	50,000			
	DN	IBRD		02/13/25	4.290	50,000			
	DN	IBRD		02/13/25	4.290	50,000			
	DN	IBRD		03/20/25	4.260	50,000			
	DN	IBRD		03/20/25	4.260	50,000			
	DN	IBRD		04/01/25	4.250	50,000			
	DN	IBRD		04/01/25	4.250	50,000			
	DN	FHLB		05/30/25	4.145	50,000			
	DN	FHLB		05/30/25	4.145	50,000			
	DN	FFCB		06/23/25	4.090	50,000			
	DN	FFCB		06/23/25	4.090	50,000			
	DN	FHLB		06/27/25	4.135	50,000			
	DN	FHLB		06/27/25	4.135	50,000			



**INVESTMENT TRANSACTIONS**

<u>DATE</u>	<u>TYPE</u>	<u>a/</u> <u>DESCRIPTION</u>	<u>CPN (%)</u>	<u>MATURITY</u> <u>DATE</u>	<u>b/</u> <u>TRANS</u> <u>YIELD (%)</u>	<u>d/</u> <u>PAR (\$)</u> <u>(000)</u>	<u>DAYS</u> <u>HELD</u>	<u>AMOUNT</u> <u>EARNED (\$)</u>	<u>EFFECTIVE</u> <u>YIELD (%)</u>
<b>12/20/24</b>	<b>PURCHASES (Continued)</b>								
	DN	FHLB		06/30/25	4.130	50,000			
	DN	FHLB		06/30/25	4.130	50,000			
	TR	BILL		03/11/25	4.200	50,000			
	TR	BILL		03/11/25	4.200	50,000			
	TR	BILL		03/11/25	4.210	50,000			
	TR	BILL		03/11/25	4.210	50,000			
	TR	BILL		04/01/25	4.165	50,000			
	TR	BILL		04/01/25	4.165	50,000			
	TR	BILL		04/01/25	4.165	50,000			
	TR	BILL		04/01/25	4.165	50,000			
	TR	BILL		04/01/25	4.165	50,000			
	TR	BILL		04/01/25	4.165	50,000			
	TR	BILL		05/01/25	4.140	50,000			
	TR	BILL		05/01/25	4.140	50,000			
	TR	BILL		05/01/25	4.140	50,000			
	YCD	CIC	4.460	06/27/25	4.460	50,000			
	YCD	CIC	4.460	06/27/25	4.460	50,000			
<b>12/23/24</b>	<b>NO REDEMPTIONS</b>								
<b>12/23/24</b>	<b>PURCHASES</b>								
	DN	FHLB		05/01/25	4.185	50,000			
	DN	FHLB		05/01/25	4.185	50,000			
	DN	FHLB		05/28/25	4.160	50,000			
	DN	FHLB		05/28/25	4.160	50,000			
	DN	FHLB		06/30/25	4.140	50,000			
	DN	FHLB		06/30/25	4.140	50,000			
	TR	BILL		05/08/25	4.144	50,000			
	TR	BILL		05/08/25	4.144	50,000			
	TR	BILL		05/08/25	4.144	50,000			
	TR	BILL		05/08/25	4.150	50,000			
	TR	BILL		05/08/25	4.150	50,000			
	TR	BILL		05/08/25	4.150	50,000			
	TR	BILL		06/12/25	4.155	50,000			
	TR	BILL		06/12/25	4.155	50,000			
	TR	BILL		06/12/25	4.155	50,000			
	TR	BILL		06/12/25	4.155	50,000			
	TR	BILL		06/12/25	4.155	50,000			
	TR	BILL		06/12/25	4.155	50,000			
	TR	NOTE	4.250	11/30/26	4.342	50,000			
	TR	NOTE	4.250	11/30/26	4.342	50,000			
	TR	NOTE	4.250	11/30/26	4.342	50,000			

**INVESTMENT TRANSACTIONS**

<u>DATE</u>	<u>TYPE</u>	<u>a/</u> <u>DESCRIPTION</u>	<u>CPN (%)</u>	<u>MATURITY</u> <u>DATE</u>	<u>b/</u> <u>TRANS</u> <u>YIELD (%)</u>	<u>d/</u> <u>PAR (\$)</u> <u>(000)</u>	<u>DAYS</u> <u>HELD</u>	<u>AMOUNT</u> <u>EARNED (\$)</u>	<u>EFFECTIVE</u> <u>YIELD (%)</u>
12/24/24	<b>REDEMPTIONS</b>								
	CP	BOFA		12/24/24	5.340	50,000	190	1,409,166.67	5.571
	CP	BOFA		12/24/24	5.340	50,000	190	1,409,166.67	5.571
	DN	FHLB		12/24/24	4.990	50,000	148	1,025,722.22	5.165
	DN	FHLB		12/24/24	4.990	50,000	148	1,025,722.22	5.165
	DN	FHLB		12/24/24	5.000	50,000	151	1,048,611.11	5.178
	DN	FHLB		12/24/24	5.000	50,000	151	1,048,611.11	5.178
	DN	FHLB		12/24/24	5.030	50,000	152	1,061,888.89	5.211
	DN	FHLB		12/24/24	5.030	50,000	152	1,061,888.89	5.211
	DN	FHLB		12/24/24	5.015	50,000	153	1,065,687.50	5.195
	DN	FHLB		12/24/24	5.015	50,000	153	1,065,687.50	5.195
	DN	IFC		12/24/24	5.080	50,000	190	1,340,555.56	5.292
	DN	IFC		12/24/24	5.080	50,000	190	1,340,555.56	5.292
	TR	BILL		12/24/24	4.502	50,000	91	569,002.78	4.617
	TR	BILL		12/24/24	4.502	50,000	91	569,002.78	4.617
	TR	BILL		12/24/24	4.502	50,000	91	569,002.78	4.617
	TR	BILL		12/24/24	4.505	50,000	91	569,381.94	4.620
	TR	BILL		12/24/24	4.505	50,000	91	569,381.94	4.620
	TR	BILL		12/24/24	4.505	50,000	91	569,381.94	4.620
	TR	BILL		12/24/24	4.695	50,000	99	645,562.50	4.822
	TR	BILL		12/24/24	4.695	50,000	99	645,562.50	4.822
	TR	BILL		12/24/24	4.695	50,000	99	645,562.50	4.822
	TR	BILL		12/24/24	4.860	50,000	109	735,750.00	5.001
	TR	BILL		12/24/24	4.860	50,000	109	735,750.00	5.001
	TR	BILL		12/24/24	4.860	50,000	109	735,750.00	5.001
	TR	BILL		12/24/24	4.865	50,000	109	736,506.94	5.006
	TR	BILL		12/24/24	4.865	50,000	109	736,506.94	5.006
	TR	BILL		12/24/24	4.865	50,000	109	736,506.94	5.006
	TR	BILL		12/24/24	4.870	50,000	110	744,027.78	5.012
	TR	BILL		12/24/24	4.870	50,000	110	744,027.78	5.012
	TR	BILL		12/24/24	4.870	50,000	110	744,027.78	5.012
	TR	BILL		12/24/24	4.875	50,000	110	744,791.67	5.017
	TR	BILL		12/24/24	4.875	50,000	110	744,791.67	5.017
	TR	BILL		12/24/24	4.875	50,000	110	744,791.67	5.017
	TR	BILL		12/24/24	4.900	50,000	118	803,055.56	5.049
	TR	BILL		12/24/24	4.900	50,000	118	803,055.56	5.049
	TR	BILL		12/24/24	4.900	50,000	118	803,055.56	5.049
	TR	BILL		12/24/24	4.901	50,000	118	803,219.44	5.050
	TR	BILL		12/24/24	4.901	50,000	118	803,219.44	5.050
	TR	BILL		12/24/24	4.901	50,000	118	803,219.44	5.050
	TR	BILL		12/24/24	4.915	50,000	119	812,340.28	5.066
	TR	BILL		12/24/24	4.915	50,000	119	812,340.28	5.066
	TR	BILL		12/24/24	4.915	50,000	119	812,340.28	5.066
	TR	BILL		12/24/24	4.920	50,000	119	813,166.67	5.071
	TR	BILL		12/24/24	4.920	50,000	119	813,166.67	5.071
	TR	BILL		12/24/24	4.920	50,000	119	813,166.67	5.071
	TR	BILL		12/24/24	4.920	50,000	119	813,166.67	5.071
	TR	BILL		12/24/24	4.920	50,000	119	813,166.67	5.071

**INVESTMENT TRANSACTIONS**

<u>DATE</u>	<u>TYPE</u>	<u>a/</u> <u>DESCRIPTION</u>	<u>CPN (%)</u>	<u>MATURITY</u> <u>DATE</u>	<u>b/</u> <u>TRANS</u> <u>YIELD (%)</u>	<u>d/</u> <u>PAR (\$)</u> <u>(000)</u>	<u>DAYS</u> <u>HELD</u>	<u>AMOUNT</u> <u>EARNED (\$)</u>	<u>EFFECTIVE</u> <u>YIELD (%)</u>
<b>12/24/24</b>	<b>REDEMPTIONS (Continued)</b>								
	TR	BILL		12/24/24	4.920	50,000	119	813,166.67	5.071
	TR	BILL		12/24/24	4.920	50,000	119	813,166.67	5.071
	TR	BILL		12/24/24	4.920	50,000	119	813,166.67	5.071
	TR	BILL		12/24/24	4.920	50,000	119	813,166.67	5.071
	TR	BILL		12/24/24	4.925	50,000	119	813,993.06	5.076
	TR	BILL		12/24/24	4.925	50,000	119	813,993.06	5.076
	TR	BILL		12/24/24	4.925	50,000	119	813,993.06	5.076
	TR	BILL		12/24/24	4.925	50,000	119	813,993.06	5.076
<b>12/24/24</b>	<b>PURCHASES</b>								
	DEB	FHLB	4.230	10/01/27	4.232	50,000			
	DEB	FHLB	4.230	10/01/27	4.232	50,000			
	DEB	FHLB	4.230	10/01/27	4.232	50,000			
	DN	IFC		04/21/25	4.250	50,000			
	DN	IFC		04/21/25	4.250	50,000			
	DN	IFC		04/25/25	4.250	50,000			
	DN	IFC		04/25/25	4.250	50,000			
	DN	FHLB		06/30/25	4.140	50,000			
	DN	FHLB		06/30/25	4.140	50,000			
	TR	BILL		04/22/25	4.231	50,000			
	TR	BILL		04/22/25	4.231	50,000			
	TR	BILL		04/22/25	4.231	50,000			
	TR	BILL		04/22/25	4.231	50,000			
	TR	NOTE	4.625	06/30/25	4.177	50,000			
	TR	NOTE	4.625	06/30/25	4.177	50,000			
	TR	NOTE	4.625	06/30/25	4.177	50,000			
	TR	NOTE	4.625	06/30/25	4.185	50,000			
	TR	NOTE	4.625	06/30/25	4.185	50,000			
	TR	NOTE	4.625	06/30/25	4.185	50,000			
<b>12/26/24</b>	<b>REDEMPTIONS</b>								
	TR	BILL		12/26/24	4.550	50,000	363	2,293,958.33	4.848
	TR	BILL		12/26/24	4.550	50,000	363	2,293,958.33	4.848
	TR	BILL		12/26/24	4.550	50,000	363	2,293,958.33	4.848
	TR	BILL		12/26/24	4.551	50,000	363	2,294,462.50	4.849
	TR	BILL		12/26/24	4.551	50,000	363	2,294,462.50	4.849
	TR	BILL		12/26/24	4.551	50,000	363	2,294,462.50	4.849

**INVESTMENT TRANSACTIONS**

<u>DATE</u>	<u>TYPE</u>	<u>a/</u> <u>DESCRIPTION</u>	<u>CPN (%)</u>	<u>MATURITY</u> <u>DATE</u>	<u>b/</u> <u>TRANS</u> <u>YIELD (%)</u>	<u>d/</u> <u>PAR (\$)</u> <u>(000)</u>	<u>DAYS</u> <u>HELD</u>	<u>AMOUNT</u> <u>EARNED (\$)</u>	<u>EFFECTIVE</u> <u>YIELD (%)</u>
12/26/24	<b>PURCHASES</b>								
	CP	METLIFE STF		06/30/25	4.280	50,000			
	CP	METLIFE STF		06/30/25	4.280	50,000			
	DN	FHLB		05/12/25	4.175	50,000			
	DN	FHLB		05/12/25	4.175	50,000			
	DN	FFCB		05/28/25	4.110	50,000			
	DN	FFCB		05/28/25	4.110	50,000			
	DN	FFCB		05/28/25	4.110	50,000			
	DN	FHLB		05/28/25	4.170	50,000			
	DN	FHLB		05/28/25	4.170	50,000			
	DN	FFCB		05/30/25	4.110	50,000			
	DN	FFCB		05/30/25	4.110	50,000			
	DN	FHLB		05/30/25	4.170	50,000			
	DN	FHLB		05/30/25	4.170	50,000			
	DN	FFCB		06/09/25	4.100	50,000			
	DN	FFCB		06/09/25	4.100	50,000			
	DN	FHLB		06/09/25	4.155	50,000			
	DN	FHLB		06/09/25	4.155	50,000			
	DN	FHLB		06/23/25	4.160	50,000			
	DN	FHLB		06/23/25	4.160	50,000			
	DN	FHLB		06/30/25	4.140	50,000			
	DN	FHLB		06/30/25	4.140	50,000			
	DN	FHLB		10/01/25	4.075	50,000			
	DN	FHLB		10/01/25	4.075	50,000			
	TR	BILL		05/01/25	4.150	50,000			
	TR	BILL		05/01/25	4.150	50,000			
	TR	BILL		05/08/25	4.150	50,000			
	TR	BILL		05/08/25	4.150	50,000			
	TR	BILL		05/08/25	4.155	50,000			
	TR	BILL		05/08/25	4.155	50,000			
	TR	BILL		05/08/25	4.155	50,000			
	TR	BILL		05/08/25	4.155	50,000			
	TR	BILL		06/12/25	4.165	50,000			
	TR	BILL		06/12/25	4.165	50,000			
	TR	BILL		06/12/25	4.165	50,000			
	TR	BILL		06/12/25	4.166	50,000			
	TR	BILL		06/12/25	4.166	50,000			
	TR	BILL		06/12/25	4.166	50,000			
	TR	BILL		12/26/25	4.060	50,000			
	TR	BILL		12/26/25	4.060	50,000			
	TR	BILL		12/26/25	4.060	50,000			
	TR	BILL		12/26/25	4.063	50,000			
	TR	BILL		12/26/25	4.063	50,000			
	TR	BILL		12/26/25	4.063	50,000			
	TR	NOTE	4.250	11/30/26	4.349	50,000			
	TR	NOTE	4.250	11/30/26	4.349	50,000			
	TR	NOTE	4.250	11/30/26	4.349	50,000			

**INVESTMENT TRANSACTIONS**

<u>DATE</u>	<u>TYPE</u>	<u>a/</u> <u>DESCRIPTION</u>	<u>CPN (%)</u>	<u>MATURITY</u> <u>DATE</u>	<u>b/</u> <u>TRANS</u> <u>YIELD (%)</u>	<u>d/</u> <u>PAR (\$)</u> <u>(000)</u>	<u>DAYS</u> <u>HELD</u>	<u>AMOUNT</u> <u>EARNED (\$)</u>	<u>EFFECTIVE</u> <u>YIELD (%)</u>
<b>12/26/24</b>	<b>PURCHASES (Continued)</b>								
	TR	NOTE	4.250	11/30/26	4.357	50,000			
	TR	NOTE	4.250	11/30/26	4.357	50,000			
	TR	NOTE	4.250	11/30/26	4.357	50,000			
	TR	NOTE	4.250	11/30/26	4.357	50,000			
	TR	NOTE	4.250	11/30/26	4.357	50,000			
	TR	NOTE	4.250	11/30/26	4.357	50,000			
	TR	NOTE	4.125	11/15/27	4.365	50,000			
	TR	NOTE	4.125	11/15/27	4.365	50,000			
	TR	NOTE	4.125	11/15/27	4.365	50,000			
	TR	NOTE	4.125	11/15/27	4.365	50,000			
	TR	NOTE	4.125	11/15/27	4.365	50,000			
	YCD	NORINCHUK	4.450	01/27/25	4.450	50,000			
	YCD	NORINCHUK	4.450	01/27/25	4.450	50,000			
	YCD	MUFG BK	4.470	04/28/25	4.470	50,000			
	YCD	MUFG BK	4.470	04/28/25	4.470	50,000			
	YCD	TORONTO	4.520	05/30/25	4.520	50,000			
	YCD	TORONTO	4.520	05/30/25	4.520	50,000			
<b>12/27/24</b>	<b>REDEMPTIONS</b>								
	CD	BOFA	5.470	12/27/24	5.470	50,000	207	1,572,625.00	5.546
	CD	BOFA	5.470	12/27/24	5.470	50,000	207	1,572,625.00	5.546
	CP	MUFG BK		12/27/24	4.270	50,000	7	41,513.89	4.333
	CP	MUFG BK		12/27/24	4.270	50,000	7	41,513.89	4.333
	CP	BNP NY		12/27/24	4.300	50,000	7	41,805.56	4.363
	CP	BNP NY		12/27/24	4.300	50,000	7	41,805.56	4.363
	CP	RABO NY		12/27/24	4.450	50,000	16	98,888.89	4.521
	CP	RABO NY		12/27/24	4.450	50,000	16	98,888.89	4.521
	CP	RABO NY		12/27/24	4.450	50,000	16	98,888.89	4.521
	CP	DISNEY		12/27/24	4.670	50,000	36	233,500.00	4.757
	CP	DISNEY		12/27/24	4.670	50,000	36	233,500.00	4.757
	CP	ING FDL		12/27/24	5.260	50,000	183	1,336,916.67	5.480
	CP	ING FDL		12/27/24	5.260	50,000	183	1,336,916.67	5.480
	CP	METLIFE STF		12/27/24	5.250	50,000	184	1,341,666.67	5.470
	CP	METLIFE STF		12/27/24	5.250	50,000	184	1,341,666.67	5.470
	CP	NATIXIS NY		12/27/24	5.280	50,000	205	1,503,333.33	5.519
	CP	NATIXIS NY		12/27/24	5.280	50,000	205	1,503,333.33	5.519
	DN	IBRD		12/27/24	4.450	50,000	36	222,500.00	4.532
	DN	IBRD		12/27/24	4.450	50,000	36	222,500.00	4.532
	DN	IBRD		12/27/24	4.600	50,000	87	555,833.33	4.716
	DN	IBRD		12/27/24	4.600	50,000	87	555,833.33	4.716
	DN	FHLB		12/27/24	4.995	50,000	150	1,040,625.00	5.172
	DN	FHLB		12/27/24	4.995	50,000	150	1,040,625.00	5.172
	DN	FHLB		12/27/24	4.990	50,000	151	1,046,513.89	5.167
	DN	FHLB		12/27/24	4.990	50,000	151	1,046,513.89	5.167

**INVESTMENT TRANSACTIONS**

<u>DATE</u>	<u>TYPE</u>	<u>a/</u> <u>DESCRIPTION</u>	<u>CPN (%)</u>	<u>MATURITY</u> <u>DATE</u>	<u>b/</u> <u>TRANS</u> <u>YIELD (%)</u>	<u>d/</u> <u>PAR (\$)</u> <u>(000)</u>	<u>DAYS</u> <u>HELD</u>	<u>AMOUNT</u> <u>EARNED (\$)</u>	<u>EFFECTIVE</u> <u>YIELD (%)</u>
12/27/24	<b>REDEMPTIONS (Continued)</b>								
	DN	FHLB		12/27/24	5.060	50,000	171	1,201,750.00	5.257
	DN	FHLB		12/27/24	5.060	50,000	171	1,201,750.00	5.257
	DN	FHLB		12/27/24	5.090	50,000	190	1,343,194.44	5.303
	DN	FHLB		12/27/24	5.090	50,000	190	1,343,194.44	5.303
	DN	FHLB		12/27/24	5.090	50,000	190	1,343,194.44	5.303
	DN	IBRD		12/27/24	5.100	50,000	190	1,345,833.33	5.314
	DN	IBRD		12/27/24	5.100	50,000	190	1,345,833.33	5.314
	DN	FFCB		12/27/24	5.040	50,000	192	1,344,000.00	5.251
	DN	FFCB		12/27/24	5.040	50,000	192	1,344,000.00	5.251
	DN	FNMA		12/27/24	5.050	50,000	192	1,346,666.67	5.262
	DN	FNMA		12/27/24	5.050	50,000	192	1,346,666.67	5.262
	DN	FFCB		12/27/24	5.050	50,000	193	1,353,680.56	5.263
	DN	FFCB		12/27/24	5.050	50,000	193	1,353,680.56	5.263
	DN	FHLB		12/27/24	5.065	50,000	193	1,357,701.39	5.279
	DN	FHLB		12/27/24	5.065	50,000	193	1,357,701.39	5.279
	DN	FFCB		12/27/24	5.040	50,000	196	1,372,000.00	5.254
	DN	FFCB		12/27/24	5.040	50,000	196	1,372,000.00	5.254
	DN	FHLB		12/27/24	5.075	50,000	196	1,381,527.78	5.292
	DN	FHLB		12/27/24	5.075	50,000	196	1,381,527.78	5.292
	DN	IFC		12/27/24	5.100	50,000	198	1,402,500.00	5.320
	DN	IFC		12/27/24	5.100	50,000	198	1,402,500.00	5.320
	DN	IBRD		12/27/24	5.100	50,000	199	1,409,583.33	5.321
	DN	IBRD		12/27/24	5.100	50,000	199	1,409,583.33	5.321
	DN	FHLB		12/27/24	5.110	50,000	199	1,412,347.22	5.332
	DN	FHLB		12/27/24	5.110	50,000	199	1,412,347.22	5.332
	YCD	DNB	4.420	12/27/24	4.420	50,000	14	85,944.44	4.481
	YCD	DNB	4.420	12/27/24	4.420	50,000	14	85,944.44	4.481
	YCD	SUMI TRUST	4.950	12/27/24	4.950	50,000	107	735,625.00	5.019
	YCD	SUMI TRUST	4.950	12/27/24	4.950	50,000	107	735,625.00	5.019
	YCD	SWEDBANK	4.950	12/27/24	4.950	50,000	108	742,500.00	5.019
	YCD	SWEDBANK	4.950	12/27/24	4.950	50,000	108	742,500.00	5.019
	YCD	CR AG CIB	5.310	12/27/24	5.310	50,000	156	1,150,500.00	5.384
	YCD	CR AG CIB	5.310	12/27/24	5.310	50,000	156	1,150,500.00	5.384
	YCD	MONTREAL	5.440	12/27/24	5.440	50,000	186	1,405,333.33	5.516
	YCD	MONTREAL	5.440	12/27/24	5.440	50,000	186	1,405,333.33	5.516
	YCD	ANZ	5.280	12/27/24	5.280	50,000	190	1,393,333.33	5.353
	YCD	ANZ	5.280	12/27/24	5.280	50,000	190	1,393,333.33	5.353
	YCD	SVENSKA	5.420	12/27/24	5.420	50,000	192	1,445,333.33	5.495
	YCD	SVENSKA	5.420	12/27/24	5.420	50,000	192	1,445,333.33	5.495
	YCD	SOC GEN	5.420	12/27/24	5.420	50,000	192	1,445,333.33	5.495
	YCD	SOC GEN	5.420	12/27/24	5.420	50,000	192	1,445,333.33	5.495
	YCD	BNP	5.440	12/27/24	5.440	50,000	192	1,450,666.67	5.516
	YCD	BNP	5.440	12/27/24	5.440	50,000	192	1,450,666.67	5.516
	YCD	CIC	5.420	12/27/24	5.420	50,000	193	1,452,861.11	5.495
	YCD	CIC	5.420	12/27/24	5.420	50,000	193	1,452,861.11	5.495
	YCD	TORONTO	5.490	12/27/24	5.490	50,000	254	1,936,750.00	5.566
	YCD	TORONTO	5.490	12/27/24	5.490	50,000	254	1,936,750.00	5.566

### INVESTMENT TRANSACTIONS

<u>DATE</u>	<u>TYPE</u>	<u>a/</u> <u>DESCRIPTION</u>	<u>CPN (%)</u>	<u>MATURITY</u> <u>DATE</u>	<u>b/</u> <u>TRANS</u> <u>YIELD (%)</u>	<u>d/</u> <u>PAR (\$)</u> <u>(000)</u>	<u>DAYS</u> <u>HELD</u>	<u>AMOUNT</u> <u>EARNED (\$)</u>	<u>EFFECTIVE</u> <u>YIELD (%)</u>
<b>12/27/24</b>	<b>REDEMPTIONS (Continued)</b>								
	YCD	SCOTIA	5.360	12/27/24	5.360	50,000	267	1,987,666.67	5.434
	YCD	SCOTIA	5.360	12/27/24	5.360	50,000	267	1,987,666.67	5.434
<b>12/27/24</b>	<b>PURCHASES</b>								
	CP	DISNEY		06/30/25	4.430	50,000			
	DN	FHLB		06/27/25	4.150	50,000			
	DN	FHLB		06/27/25	4.150	50,000			
	DN	FHLB		06/27/25	4.150	50,000			
	DN	FHLB		06/27/25	4.150	50,000			
	TR	BILL		04/08/25	4.143	50,000			
	TR	BILL		04/08/25	4.143	50,000			
	TR	BILL		04/08/25	4.143	50,000			
	TR	BILL		05/22/25	4.130	50,000			
	TR	BILL		05/22/25	4.130	50,000			
	TR	BILL		05/22/25	4.130	50,000			
	TR	BILL		05/22/25	4.135	50,000			
	TR	BILL		05/22/25	4.135	50,000			
	TR	BILL		05/22/25	4.135	50,000			
	TR	NOTE	2.750	06/30/25	4.178	50,000			
	TR	NOTE	2.750	06/30/25	4.178	50,000			
	TR	NOTE	2.750	06/30/25	4.178	50,000			
	YCD	MIZUHO	4.490	04/11/25	4.490	50,000			
	YCD	MIZUHO	4.490	04/11/25	4.490	50,000			
	YCD	SUMI TRUST	4.490	04/11/25	4.490	50,000			
	YCD	SUMI TRUST	4.490	04/11/25	4.490	50,000			
<b>12/30/24</b>	<b>REDEMPTIONS</b>								
	CP	RABO NY		12/30/24	4.320	50,000	10	60,000.00	4.385
	CP	RABO NY		12/30/24	4.320	50,000	10	60,000.00	4.385
	CP	CR AG NY		12/30/24	4.440	50,000	25	154,166.67	4.516
	CP	CR AG NY		12/30/24	4.440	50,000	25	154,166.67	4.516
	CP	SHEFFIELD		12/30/24	4.670	50,000	96	622,666.67	4.795
	CP	SHEFFIELD		12/30/24	4.670	50,000	96	622,666.67	4.795
	CP	MUFG BK		12/30/24	5.100	50,000	136	963,333.33	5.272
	CP	MUFG BK		12/30/24	5.100	50,000	136	963,333.33	5.272
	CP	SOC GEN NY		12/30/24	5.160	50,000	158	1,132,333.33	5.353
	CP	SOC GEN NY		12/30/24	5.160	50,000	158	1,132,333.33	5.353
	DN	FHLMC		12/30/24	4.780	50,000	131	869,694.44	4.932
	DN	FHLMC		12/30/24	4.780	50,000	131	869,694.44	4.932
	DN	FFCB		12/30/24	5.050	50,000	201	1,409,791.67	5.269
	DN	FFCB		12/30/24	5.050	50,000	201	1,409,791.67	5.269
	DN	FFCB		12/30/24	5.050	50,000	201	1,409,791.67	5.269
	YCD	DNB	4.550	12/30/24	4.550	50,000	38	240,138.89	4.613
	YCD	DNB	4.550	12/30/24	4.550	50,000	38	240,138.89	4.613

**INVESTMENT TRANSACTIONS**

<u>DATE</u>	<u>TYPE</u>	<u>a/</u> <u>DESCRIPTION</u>	<u>CPN (%)</u>	<u>MATURITY</u> <u>DATE</u>	<u>b/</u> <u>TRANS</u> <u>YIELD (%)</u>	<u>d/</u> <u>PAR (\$)</u> <u>(000)</u>	<u>DAYS</u> <u>HELD</u>	<u>AMOUNT</u> <u>EARNED (\$)</u>	<u>EFFECTIVE</u> <u>YIELD (%)</u>
<b>12/30/24</b>	<b>REDEMPTIONS (Continued)</b>								
	YCD	SVENSKA	4.680	12/30/24	4.680	50,000	97	630,500.00	4.745
	YCD	SVENSKA	4.680	12/30/24	4.680	50,000	97	630,500.00	4.745
<b>12/30/24</b>	<b>PURCHASES</b>								
	CP	MUFG BK		02/06/25	4.280	50,000			
	CP	MUFG BK		02/06/25	4.280	50,000			
	CP	MUFG BK		02/06/25	4.280	50,000			
	DN	FHLB		05/05/25	4.160	50,000			
	DN	FHLB		05/05/25	4.160	50,000			
	DN	FHLB		05/12/25	4.155	50,000			
	DN	FHLB		05/12/25	4.155	50,000			
	DN	FFCB		05/30/25	4.100	50,000			
	DN	FFCB		05/30/25	4.100	50,000			
	DN	FHLB		06/23/25	4.140	50,000			
	DN	FHLB		06/23/25	4.140	50,000			
	DN	FHLB		06/30/25	4.130	50,000			
	DN	FHLB		06/30/25	4.130	50,000			
	TR	BILL		05/01/25	4.125	50,000			
	TR	BILL		05/01/25	4.125	50,000			
	TR	BILL		05/01/25	4.125	50,000			
	TR	BILL		05/01/25	4.130	50,000			
	TR	BILL		05/01/25	4.130	50,000			
	TR	BILL		05/01/25	4.130	50,000			
	TR	BILL		05/08/25	4.116	50,000			
	TR	BILL		05/08/25	4.116	50,000			
	TR	BILL		05/08/25	4.116	50,000			
	TR	BILL		05/08/25	4.116	50,000			
	TR	BILL		05/15/25	4.120	50,000			
	TR	BILL		05/15/25	4.120	50,000			
	TR	BILL		05/15/25	4.120	50,000			
	TR	BILL		05/15/25	4.140	50,000			
	TR	BILL		05/15/25	4.140	50,000			
	TR	BILL		05/15/25	4.140	50,000			
	TR	NOTE	4.625	06/30/26	4.251	50,000			
	TR	NOTE	4.625	06/30/26	4.251	50,000			
	TR	NOTE	4.625	06/30/26	4.251	50,000			
	TR	NOTE	4.625	06/30/26	4.251	50,000			
	TR	NOTE	4.625	06/30/26	4.254	50,000			
	TR	NOTE	4.625	06/30/26	4.254	50,000			
	TR	NOTE	4.625	06/30/26	4.254	50,000			
	TR	NOTE	4.625	06/30/26	4.254	50,000			
	YCD	CR AG CIB	4.420	03/24/25	4.420	50,000			
	YCD	CR AG CIB	4.420	03/24/25	4.420	50,000			
	YCD	MIZUHO	4.450	04/21/25	4.450	50,000			
	YCD	MIZUHO	4.450	04/21/25	4.450	50,000			



**INVESTMENT TRANSACTIONS**

<u>DATE</u>	<u>TYPE</u>	<u>a/</u> <u>DESCRIPTION</u>	<u>CPN (%)</u>	<u>MATURITY</u> <u>DATE</u>	<u>b/</u> <u>TRANS</u> <u>YIELD (%)</u>	<u>d/</u> <u>PAR (\$)</u> <u>(000)</u>	<u>DAYS</u> <u>HELD</u>	<u>AMOUNT</u> <u>EARNED (\$)</u>	<u>EFFECTIVE</u> <u>YIELD (%)</u>
<b>12/30/24</b>	<b>PURCHASES (Continued)</b>								
	YCD	SUMITOMO	4.490	06/30/25	4.490	50,000			
	YCD	SUMITOMO	4.490	06/30/25	4.490	50,000			
	YCD	RB CANADA	4.430	08/01/25	4.430	50,000			
	YCD	RB CANADA	4.430	08/01/25	4.430	50,000			
<b>12/31/24</b>	<b>REDEMPTIONS</b>								
	TR	NOTE	4.250	12/31/24	5.068	50,000	554	3,798,871.28	5.079
	TR	NOTE	4.250	12/31/24	5.068	50,000	554	3,798,871.28	5.079
	TR	NOTE	4.250	12/31/24	5.068	50,000	554	3,798,871.28	5.079
	TR	NOTE	4.250	12/31/24	5.070	50,000	554	3,800,824.41	5.082
	TR	NOTE	4.250	12/31/24	5.070	50,000	554	3,800,824.41	5.082
	TR	NOTE	4.250	12/31/24	5.070	50,000	554	3,800,824.41	5.082
	TR	NOTE	4.250	12/31/24	4.236	50,000	705	4,085,656.94	4.241
	TR	NOTE	4.250	12/31/24	4.236	50,000	705	4,085,656.94	4.241
	TR	NOTE	4.250	12/31/24	4.238	50,000	705	4,087,610.06	4.243
	TR	NOTE	4.250	12/31/24	4.238	50,000	705	4,087,610.06	4.243
	TR	NOTE	4.250	12/31/24	4.462	50,000	726	4,419,867.92	4.474
	TR	NOTE	4.250	12/31/24	4.462	50,000	726	4,419,867.92	4.474
	TR	NOTE	4.250	12/31/24	4.462	50,000	726	4,419,867.92	4.474
	TR	NOTE	4.250	12/31/24	4.462	50,000	726	4,419,867.92	4.474
	TR	NOTE	4.250	12/31/24	4.464	50,000	726	4,421,821.04	4.476
	TR	NOTE	4.250	12/31/24	4.464	50,000	726	4,421,821.04	4.476
	TR	NOTE	4.250	12/31/24	4.464	50,000	726	4,421,821.04	4.476
	TR	NOTE	4.250	12/31/24	4.464	50,000	726	4,421,821.04	4.476
<b>12/31/24</b>	<b>PURCHASES</b>								
	CP	MUFG BK		01/10/25	4.250	50,000			
	CP	MUFG BK		01/10/25	4.250	50,000			
	CP	MUFG BK		01/10/25	4.250	50,000			
	CP	SHEFFIELD		05/12/25	4.440	50,000			
	CP	SHEFFIELD		05/12/25	4.440	50,000			
	DN	FHLB		03/11/25	4.200	50,000			
	DN	FHLB		03/11/25	4.200	50,000			
	DN	FHLB		05/28/25	4.130	50,000			
	DN	FHLB		05/28/25	4.130	50,000			
	DN	FHLB		05/30/25	4.130	50,000			
	DN	FHLB		05/30/25	4.130	50,000			
	TR	BILL		05/01/25	4.100	50,000			
	TR	BILL		05/01/25	4.100	50,000			
	TR	BILL		06/12/25	4.110	50,000			
	TR	BILL		06/12/25	4.110	50,000			
	TR	BILL		06/12/25	4.110	50,000			
	TR	BILL		06/12/25	4.110	50,000			

**INVESTMENT TRANSACTIONS**

<u>DATE</u>	<u>TYPE</u>	<u>a/</u> <u>DESCRIPTION</u>	<u>CPN (%)</u>	<u>MATURITY</u> <u>DATE</u>	<u>b/</u> <u>TRANS</u> <u>YIELD (%)</u>	<u>d/</u> <u>PAR (\$)</u> <u>(000)</u>	<u>DAYS</u> <u>HELD</u>	<u>AMOUNT</u> <u>EARNED (\$)</u>	<u>EFFECTIVE</u> <u>YIELD (%)</u>
12/31/24	<b>PURCHASES (Continued)</b>								
	TR	NOTE	2.750	06/30/25	4.178	50,000			
	TR	NOTE	2.750	06/30/25	4.178	50,000			
	TR	NOTE	2.750	06/30/25	4.178	50,000			
	TR	NOTE	2.750	06/30/25	4.178	50,000			
	TR	NOTE	2.750	06/30/25	4.178	50,000			
	TR	NOTE	2.750	06/30/25	4.178	50,000			
	TR	NOTE	2.750	06/30/25	4.178	50,000			
	TR	NOTE	2.750	06/30/25	4.178	50,000			
	TR	NOTE	4.250	12/31/26	4.258	50,000			
	TR	NOTE	4.250	12/31/26	4.258	50,000			
	TR	NOTE	4.250	12/31/26	4.258	50,000			
	TR	NOTE	4.250	12/31/26	4.258	50,000			
	TR	NOTE	3.750	08/15/27	4.273	50,000			
	TR	NOTE	3.750	08/15/27	4.273	50,000			
	TR	NOTE	3.750	08/15/27	4.273	50,000			
	TR	NOTE	3.750	08/15/27	4.273	50,000			
	TR	NOTE	3.750	08/15/27	4.273	50,000			
	TR	NOTE	3.750	08/15/27	4.273	50,000			
	TR	NOTE	3.750	08/15/27	4.273	50,000			
	TR	NOTE	3.750	08/15/27	4.273	50,000			
	TR	NOTE	3.750	08/15/27	4.273	50,000			
	TR	NOTE	4.125	11/15/27	4.249	50,000			
	TR	NOTE	4.125	11/15/27	4.249	50,000			
	TR	NOTE	4.125	11/15/27	4.249	50,000			
	TR	NOTE	4.125	11/15/27	4.249	50,000			
	TR	NOTE	4.125	11/15/27	4.249	50,000			
	TR	NOTE	4.125	11/15/27	4.249	50,000			
	TR	NOTE	4.125	11/15/27	4.249	50,000			
	TR	NOTE	4.125	11/15/27	4.249	50,000			
	TR	NOTE	4.125	11/15/27	4.250	50,000			
	TR	NOTE	4.125	11/15/27	4.250	50,000			
	TR	NOTE	4.125	11/15/27	4.250	50,000			
	TR	NOTE	4.125	11/15/27	4.250	50,000			

## FOOTNOTES

<u>a/</u>	The abbreviations indicate the type of security purchased, sold, or redeemed:
BA	Bankers Acceptances
BN	Bank Notes
CB	Corporate Bonds
CB CL	Callable Corporate Bonds
CB FR	Floating Rate Corporate Bonds
CD	Negotiable Certificates of Deposit
CD FR	Floating Rate Negotiable Certificates of Deposit
CP	Commercial Paper
DEB	Federal/Supranational Agency Debentures – Federal Home Loan Bank (FHLB), Federal Home Loan Mortgage Corporation (FHLMC), Federal National Mortgage Association (FNMA), Federal Farm Credit Bank (FFCB), Federal Land Banks (FLB), Federal Intermediate Credit Banks (FICB), Federal Agricultural Mortgage Corporation (FAMC), Central Bank for Cooperatives (CBC), Tennessee Valley Authority (TVA), Commodity Credit Corporation (CCC), International Bank for Reconstruction and Development (IBRD), Inter-American Development Bank (IADB), International Finance Corporation (IFC), Government Development Bank for Puerto Rico (DBPR), European Bank for Reconstruction and Development (EBRD), European Investment Bank (EIB).
DEB CL	Federal/Supranational Agency Callable Debentures – FHLB, FHLMC, FNMA, FFCB, FLB, FICB, FAMC, CBC, TVA, CCC, IBRD, IADB, IFC, DBPR, EBRD, EIB, DBPR, EBRD, EIB.
DEB FR	Federal/Supranational Agency Floating Rate Debentures – FHLB, FHLMC, FNMA, FFCB, FLB, FICB, FAMC, CBC, TVA, CCC, IBRD, IADB, IFC, DBPR, EBRD, EIB.
DN	Federal/Supranational Agency Discount Notes- FHLB, FHLMC, FNMA, FFCB, FLB, FICB, FAMC, CBC, TVA, CCC, IBRD, IADB, IFC, DBPR, EBRD, EIB.
PC	Federal Agency Mortgage-backed Pass-through Certificates – FHLMC, FNMA, Government National Mortgage Investment Conduit (GNMA)
SBA FR	Floating Rate Small Business Administration (SBA) Loan Pools
REMIC	Federal Agency Real Estate Mortgage Investment Conduits – FHLMC, FNMA
TR	U.S. Treasury Bills, Notes
YCD	Negotiable Yankee Certificates of Deposit
YCD FR	Floating Rate Negotiable Yankee Certificates of Deposit
<u>b/</u>	Industry standard purchase yield calculation
<u>c/</u>	Repurchase Agreement
<u>d/</u>	Par amount of securities purchased, sold or redeemed
<u>e/</u>	Securities were purchased and sold as of the same date
<u>f/</u>	Repurchase Agreement against Reverse Repurchase Agreement
<u>g/</u>	Outright purchase against Reverse Repurchase Agreement
<u>h/</u>	Security “SWAP” transactions
<u>i/</u>	Buy back agreement
RRP	Termination of Reverse Repurchase Agreement
RRS	Reverse Repurchase Agreement

**TIME DEPOSITS**

<b>FINANCIAL INSTITUTION</b>	<b>DEPOSIT DATE</b>	<b>YIELD (%)</b>	<b>PAR AMOUNT (\$)</b>	<b>MATURITY DATE</b>
<b>ALHAMBRA</b>				
New Omni Bank, N.A.	12/13/24	4.270	30,000,000.00	03/14/25
New Omni Bank, N.A.	10/10/24	4.280	9,000,000.00	04/10/25
<b>BREA</b>				
American First Credit Union	09/04/24	4.740	27,000,000.00	03/05/25
American First Credit Union	12/13/24	4.220	23,000,000.00	06/13/25
<b>CHICO</b>				
Tri Counties Bank	07/26/24	5.020	50,000,000.00	01/24/25
Tri Counties Bank	12/04/24	4.430	50,000,000.00	03/05/25
<b>DOWNEY</b>				
Financial Partners Credit Union	07/03/24	5.180	10,000,000.00	01/02/25
Financial Partners Credit Union	07/25/24	5.050	20,000,000.00	01/23/25
<b>EL CENTRO</b>				
Community Valley Bank	07/05/24	5.130	8,000,000.00	01/03/25
<b>EL MONTE</b>				
Cathay Bank	08/15/24	4.800	50,000,000.00	02/13/25
Cathay Bank	09/12/24	4.550	25,000,000.00	03/13/25
Cathay Bank	11/07/24	4.320	125,000,000.00	05/08/25
Cathay Bank	11/20/24	4.360	100,000,000.00	05/21/25
<b>FRESNO</b>				
FFB (FKA Fresno First Bank)	10/03/24	4.200	2,000,000.00	04/03/25
<b>FOLSOM</b>				
Safe Credit Union	12/04/24	4.440	1,000,000.00	03/05/25
<b>GARDEN GROVE</b>				
US Metro Bank	07/17/24	5.040	20,000,000.00	01/15/25
US Metro Bank	11/15/24	4.340	5,000,000.00	05/16/25
US Metro Bank	12/04/24	4.360	10,000,000.00	06/04/25
US Metro Bank	12/05/24	4.320	20,000,000.00	06/05/25
<b>HUNTINGTON BEACH</b>				
Nuvision Federal Credit Union	10/03/24	4.270	25,000,000.00	04/03/25

## TIME DEPOSITS

<u>FINANCIAL INSTITUTION</u>	<u>DEPOSIT DATE</u>	<u>YIELD (%)</u>	<u>PAR AMOUNT (\$)</u>	<u>MATURITY DATE</u>
<b>IRVINE</b>				
CommerceWest Bank	10/03/24	4.540	30,000,000.00	01/09/25
CommerceWest Bank	10/18/24	4.550	5,000,000.00	01/17/25
CommerceWest Bank	11/07/24	4.480	15,000,000.00	02/06/25
CommerceWest Bank	09/04/24	4.720	13,000,000.00	03/05/25
CommerceWest Bank	12/04/24	4.430	12,000,000.00	03/05/25
Commercial Bank of California	07/05/24	5.160	1,000,000.00	01/03/25
Pacific Premier Bank	07/05/24	5.150	50,000,000.00	01/03/25
<b>LODI</b>				
Farmers & Merchants Bank of Central CA	10/02/24	4.510	3,000,000.00	01/08/25
<b>LOS ANGELES</b>				
Bank of Hope	11/13/24	4.480	90,000,000.00	02/12/25
Bank of Hope	12/06/24	4.420	75,000,000.00	03/07/25
Bank of Hope	12/13/24	4.330	135,000,000.00	03/14/25
Commonwealth Business Bank	12/05/24	4.390	12,000,000.00	03/06/25
Commonwealth Business Bank	12/06/24	4.380	13,000,000.00	03/07/25
Commonwealth Business Bank	10/31/24	4.350	5,000,000.00	05/01/25
CTBC Bank Corp. (USA)	10/10/24	4.580	50,000,000.00	01/09/25
CTBC Bank Corp. (USA)	11/14/24	4.470	50,000,000.00	02/13/25
CTBC Bank Corp. (USA)	11/15/24	4.450	60,000,000.00	02/14/25
CTBC Bank Corp. (USA)	12/13/24	4.210	40,000,000.00	06/13/25
Hanmi Bank	07/10/24	5.140	20,000,000.00	01/08/25
Hanmi Bank	08/09/24	4.830	15,000,000.00	02/07/25
Hanmi Bank	09/12/24	4.560	25,000,000.00	03/13/25
Hanmi Bank	11/07/24	4.330	30,000,000.00	05/08/25
Hanmi Bank	12/12/24	4.260	30,000,000.00	06/12/25
Open Bank	07/05/24	5.160	14,000,000.00	01/03/25
Open Bank	07/31/24	4.990	26,000,000.00	01/29/25
Open Bank	10/04/24	4.280	30,000,000.00	04/04/25
Open Bank	12/04/24	4.360	20,000,000.00	06/04/25
PCB Bank (FKA Pacific City Bank)	10/02/24	4.530	30,000,000.00	01/08/25
PCB Bank (FKA Pacific City Bank)	10/11/24	4.580	10,000,000.00	01/10/25
PCB Bank (FKA Pacific City Bank)	12/11/24	4.340	20,000,000.00	03/12/25
Preferred Bank	11/07/24	4.460	20,000,000.00	02/06/25
Preferred Bank	09/11/24	4.580	125,000,000.00	03/12/25
Royal Business Bank	09/13/24	4.610	15,000,000.00	03/14/25
Royal Business Bank	11/08/24	4.340	5,000,000.00	05/09/25
State Bank of India (California)	10/30/24	4.540	19,000,000.00	01/29/25
State Bank of India (California)	09/11/24	4.600	30,000,000.00	03/12/25
State Bank of India (California)	10/24/24	4.360	6,000,000.00	04/24/25
<b>OAKLAND</b>				
Beneficial State Bank	12/06/24	4.290	1,000,000.00	06/06/25
California Bank of Commerce	10/30/24	4.410	5,000,000.00	04/30/25
Metropolitan Bank	08/15/24	4.810	1,000,000.00	02/13/25
Metropolitan Bank	08/29/24	4.730	2,000,000.00	02/27/25

**TIME DEPOSITS**

<b>FINANCIAL INSTITUTION</b>	<b>DEPOSIT DATE</b>	<b>YIELD (%)</b>	<b>PAR AMOUNT (\$)</b>	<b>MATURITY DATE</b>
<b>ONTARIO</b>				
Citizens Business Bank	09/11/24	4.600	50,000,000.00	03/12/25
<b>PALOS VERDES ESTATES</b>				
Malaga Bank F.S.B.	07/05/24	5.130	5,000,000.00	01/03/25
Malaga Bank F.S.B.	07/12/24	5.110	46,000,000.00	01/10/25
<b>PASADENA</b>				
American Plus Bank, N.A.	07/05/24	5.110	10,000,000.00	01/03/25
American Plus Bank, N.A.	07/19/24	5.000	14,000,000.00	01/17/25
American Plus Bank, N.A.	07/26/24	4.970	6,000,000.00	01/24/25
American Plus Bank, N.A.	07/31/24	4.940	3,000,000.00	01/29/25
American Plus Bank, N.A.	08/14/24	4.810	8,000,000.00	02/12/25
American Plus Bank, N.A.	09/13/24	4.560	5,000,000.00	03/14/25
American Plus Bank, N.A.	11/07/24	4.280	4,000,000.00	05/08/25
East West Bank	07/05/24	5.150	50,000,000.00	01/03/25
East West Bank	07/10/24	5.130	175,000,000.00	01/08/25
East West Bank	07/26/24	5.010	75,000,000.00	01/24/25
Wescom Central Credit Union	10/10/24	4.610	50,000,000.00	01/09/25
Wescom Central Credit Union	10/11/24	4.610	25,000,000.00	01/10/25
Wescom Central Credit Union	12/06/24	4.430	20,000,000.00	03/07/25
Wescom Central Credit Union	12/12/24	4.370	30,000,000.00	03/07/25
Wescom Central Credit Union	12/11/24	4.370	50,000,000.00	03/12/25
<b>PORTERVILLE</b>				
Bank of The Sierra	10/24/24	4.360	10,000,000.00	04/24/25
<b>REDDING</b>				
Cornerstone Community Bank	08/09/24	4.820	8,500,000.00	02/07/25
Cornerstone Community Bank	10/16/24	4.340	9,000,000.00	04/16/25
<b>REDWOOD CITY</b>				
Provident Credit Union	07/11/24	5.140	20,000,000.00	01/09/25
Provident Credit Union	07/11/24	5.140	20,000,000.00	01/09/25
Provident Credit Union	11/07/24	4.490	20,000,000.00	02/06/25
Provident Credit Union	12/12/24	4.350	40,000,000.00	03/13/25
Provident Credit Union	10/03/24	4.250	20,000,000.00	04/03/25
Provident Credit Union	10/31/24	4.380	50,000,000.00	05/01/25
Provident Credit Union	11/14/24	4.360	20,000,000.00	05/15/25
Provident Credit Union	12/04/24	4.360	20,000,000.00	06/04/25
Provident Credit Union	12/06/24	4.280	20,000,000.00	06/06/25
Provident Credit Union	12/13/24	4.220	20,000,000.00	06/13/25
<b>ROSEMEAD</b>				
Pacific Alliance Bank	10/02/24	4.290	4,000,000.00	04/02/25

## TIME DEPOSITS

<u>FINANCIAL INSTITUTION</u>	<u>DEPOSIT</u>		<u>PAR</u>	<u>MATURITY</u>
	<u>DATE</u>	<u>YIELD (%)</u>	<u>AMOUNT (\$)</u>	<u>DATE</u>
<b>ROSEVILLE</b>				
Five Star Bank	10/10/24	4.560	75,000,000.00	01/09/25
Five Star Bank	10/10/24	4.560	125,000,000.00	01/09/25
Five Star Bank	11/20/24	4.430	50,000,000.00	02/19/25
Five Star Bank	12/11/24	4.340	10,000,000.00	03/12/25
<b>SACRAMENTO</b>				
Golden 1 Credit Union	10/31/24	4.540	150,000,000.00	01/30/25
Golden 1 Credit Union	12/04/24	4.440	75,000,000.00	03/05/25
Golden 1 Credit Union	12/12/24	4.350	75,000,000.00	03/13/25
River City Bank	12/06/24	4.400	50,000,000.00	03/07/25
<b>SAN DIEGO</b>				
Axos Bank	08/28/24	4.730	25,000,000.00	02/26/25
Axos Bank	09/11/24	4.580	100,000,000.00	03/12/25
Axos Bank	10/09/24	4.320	50,000,000.00	04/09/25
Axos Bank	10/16/24	4.320	25,000,000.00	04/16/25
Axos Bank	12/05/24	4.290	100,000,000.00	06/05/25
California Coast Credit Union	07/17/24	5.030	50,000,000.00	01/15/25
California Coast Credit Union	08/14/24	4.850	1,000,000.00	02/12/25
Mission Federal Credit Union	07/05/24	5.150	50,000,000.00	01/03/25
Mission Federal Credit Union	07/17/24	5.030	50,000,000.00	01/15/25
Mission Federal Credit Union	07/31/24	4.980	50,000,000.00	01/29/25
<b>SAN FRANCISCO</b>				
Bank of San Francisco	09/06/24	4.650	10,000,000.00	03/07/25
Beacon Business Bank	10/24/24	4.560	1,000,000.00	01/23/25
Mission National Bank	10/02/24	4.530	15,000,000.00	01/08/25
Mission National Bank	07/18/24	5.040	5,000,000.00	01/16/25
<b>SAN JOSE</b>				
Meriwest Credit Union	07/11/24	5.150	10,000,000.00	01/09/25
Meriwest Credit Union	08/07/24	4.760	10,000,000.00	02/05/25
Technology Credit Union	10/31/24	4.550	50,000,000.00	01/30/25
Technology Credit Union	08/29/24	4.740	100,000,000.00	02/27/25
Technology Credit Union	10/04/24	4.290	100,000,000.00	04/04/25
Technology Credit Union	11/14/24	4.370	50,000,000.00	05/15/25
<b>SANTA ANA</b>				
Banc of California	07/11/24	5.150	75,000,000.00	01/09/25
Banc of California	07/17/24	5.050	75,000,000.00	01/15/25
Banc of California	07/18/24	5.050	125,000,000.00	01/16/25
Banc of California	12/06/24	4.290	25,000,000.00	06/06/25

**TIME DEPOSITS**

<b>FINANCIAL INSTITUTION</b>	<b>DEPOSIT DATE</b>	<b>YIELD (%)</b>	<b>PAR AMOUNT (\$)</b>	<b>MATURITY DATE</b>
<b>SANTA ROSA</b>				
Poppy Bank	07/18/24	5.040	70,000,000.00	01/16/25
Poppy Bank	08/15/24	4.810	30,000,000.00	02/13/25
Poppy Bank	09/04/24	4.730	72,000,000.00	03/05/25
Poppy Bank	12/04/24	4.460	50,000,000.00	03/05/25
Poppy Bank	09/06/24	4.670	23,000,000.00	03/07/25
Poppy Bank	10/09/24	4.360	50,000,000.00	04/09/25
<b>SUN VALLEY</b>				
Mission Valley Bank	10/30/24	4.540	10,000,000.00	01/29/25
<b>TUSTIN</b>				
SchoolsFirst Federal Credit Union	07/11/24	5.140	50,000,000.00	01/09/25
SchoolsFirst Federal Credit Union	10/30/24	4.400	50,000,000.00	04/30/25
<b>VACAVILLE</b>				
Travis Credit Union	11/07/24	4.490	50,000,000.00	02/06/25
Travis Credit Union	09/06/24	4.660	100,000,000.00	03/07/25
Travis Credit Union	10/10/24	4.330	50,000,000.00	04/10/25
Travis Credit Union	11/13/24	4.340	25,000,000.00	05/14/25
<b>WALNUT CREEK</b>				
Mechanics Bank	11/21/24	4.460	1,000,000.00	02/20/25
<b>WATSONVILLE</b>				
Santa Cruz County Bank	07/05/24	5.130	10,000,000.00	01/03/25
Santa Cruz County Bank	11/07/24	4.460	10,000,000.00	02/06/25
<b>TOTAL TIME DEPOSITS DECEMBER 2024</b>			<b>5,088,500,000.00</b>	



**BANK DEMAND DEPOSITS**  
**DECEMBER 2024**  
 (\$ in thousands)

**DAILY BALANCES**

<u>DAY OF MONTH</u>	<u>BANK BALANCES</u>	<u>INTEREST BEARING BANK BALANCES</u>	<u>WARRANTS OUTSTANDING</u>
1	\$ 190,713	\$ 1,965,000	\$ 5,096,268
2	284,386	1,355,000	4,939,541
3	254,638	1,525,000	4,767,716
4	203,071	1,315,000	4,846,614
5	235,451	1,355,000	5,705,252
6	224,781	1,357,000	5,866,633
7	224,781	1,357,000	5,866,633
8	224,781	1,357,000	5,866,633
9	236,858	1,465,000	6,037,414
10	213,382	1,400,000	5,294,436
11	225,407	1,504,000	5,185,160
12	436,443	1,380,000	6,439,254
13	573,198	1,890,000	6,707,297
14	573,198	1,890,000	6,707,297
15	573,198	1,890,000	6,707,297
16	213,359	1,535,000	5,882,844
17	168,197	1,400,000	5,223,781
18	154,975	1,455,000	5,798,550
19	207,820	1,512,000	6,134,481
20	149,978	1,125,000	6,971,466
21	149,978	1,125,000	6,971,466
22	149,978	1,125,000	6,971,466
23	219,891	910,000	5,663,082
24	126,772	1,465,000	5,273,580
25	126,772	1,465,000	5,273,580
26	175,395	1,415,000	5,548,423
27	139,940	1,410,000	6,075,493
28	139,940	1,410,000	6,075,493
29	139,940	1,410,000	6,075,493
30	204,868	1,140,000	6,005,261
31	430,469	910,000	5,487,011

**AVERAGE DOLLAR DAYS**                      \$244,276 <sup>a/</sup>                      \$1,413,452 <sup>b/</sup>

<sup>a/</sup> The prescribed bank balance for December was \$226,590. This consisted of \$124,819 in compensating balances for services, balances for uncollected funds of \$102,226 and a deduction of \$455 for December delayed deposit credit.

<sup>b/</sup> Represents the average bank balance in the Interest Bearing Demand Accounts.

**DESIGNATION BY POOLED MONEY INVESTMENT BOARD  
 OF TREASURY POOLED MONEY INVESTMENTS AND DEPOSITS**

1906

In accordance with sections 16480 through 16480.8 of the Government Code (GC), the Pooled Money Investment Board, at its meeting on December 18, 2024, has determined and designated the amount of money available for deposit and investment as of December 12, 2024, under said sections. In accordance with sections 16480.1 and 16480.2 of the GC, it is the intent that the money available for deposit or investment be deposited in bank accounts and savings and loan associations or invested in securities in such a manner so as to realize the maximum return consistent with safe and prudent treasury management, and the Board does hereby designate the amount of money available for deposit in bank accounts, savings and loan associations, and for investment in securities and the type of such deposits and investments as follows:

1. In accordance with Treasurer's Office policy, for deposit in demand bank accounts as:

a. Compensating Balance for Services 125,000,000

The active noninterest-bearing bank accounts designation constitutes a calendar month average balance. For purposes of computing the compensating balances, the Treasurer shall exclude from the daily balances any amounts contained therein as a result of nondelivery of securities purchased for "cash" for the Pooled Money Investment Account and shall adjust for any deposits not credited by the bank as of the date of deposit. The balances in such accounts may fall below the above amount provided that the balances computed by dividing the sum of daily balances of that calendar month by the number of days in the calendar month reasonably approximates that amount. The balances may exceed this amount during heavy collection periods or in anticipation of large impending warrant presentations to the Treasury, but the balances are to be maintained in such a manner as to realize the maximum return consistent with safe and prudent treasury management.

b. Interest Bearing Accounts for Cash Flow Variability: \$ 1,500,000,000

JP Morgan Chase Bank	\$ 500,000,000
BMO Bank, N.A.	\$ 500,000,000
US Bank	\$ 500,000,000

The interest bearing bank account designation represents targeted balances to be averaged over one month's period to smooth cash flow variability. The balances may fluctuate above and below these amounts as needed to manage cash flow variances and to meet daily liquidity needs. Interest earnings for these accounts will be calculated according to the terms of the agreement between the Treasurer's Office and the account's depository bank, paid monthly and recorded as a deposit into the state's main demand deposit account, and allocated quarterly by the State Controller's Office as directed by GC 16475 and GC 16480.6.

2. In accordance with law, for investment in securities authorized by section 16430, GC, or in term interest-bearing deposits in banks and savings and loan associations as follows:

	From	To	Transactions	In Securities (GC section 16430)	Time Deposits in Various Financial Institutions (GC sections 16503a and 16602)	Estimated Total
(1)	12/16/2024	12/20/2024	\$ 9,030,518,000	\$ 3,942,018,000	\$ 5,088,500,000	\$ 9,030,518,000
(2)	12/23/2024	12/27/2024	\$ (2,776,028,000)	\$ 1,165,990,000	\$ 5,088,500,000	\$ 6,254,490,000
(3)	12/30/2024	1/3/2025	\$ (479,300,000)	\$ 686,690,000	\$ 5,088,500,000	\$ 5,775,190,000
(4)	1/6/2025	1/10/2025	\$ 1,355,100,000	\$ 2,041,790,000	\$ 5,088,500,000	\$ 7,130,290,000
(5)	1/13/2025	1/17/2025	\$ 5,886,900,000	\$ 7,928,690,000	\$ 5,088,500,000	\$ 13,017,190,000
(6)	1/20/2025	1/24/2025	\$ (1,799,200,000)	\$ 6,129,490,000	\$ 5,088,500,000	\$ 11,217,990,000
(7)	1/27/2025	1/31/2025	\$ 1,132,200,000	\$ 7,261,690,000	\$ 5,088,500,000	\$ 12,350,190,000
(8)	2/3/2025	2/7/2025	\$ (699,100,000)	\$ 6,562,590,000	\$ 5,088,500,000	\$ 11,651,090,000
(9)	2/10/2025	2/14/2025	\$ (5,028,000,000)	\$ 1,534,590,000	\$ 5,088,500,000	\$ 6,623,090,000
(10)	2/17/2025	2/21/2025	\$ (143,800,000)	\$ 1,390,790,000	\$ 5,088,500,000	\$ 6,479,290,000

From any of the amounts specifically designated above, not more than 30 percent in the aggregate may be invested in prime commercial paper under section 16430(e), GC.

Additional amounts available in treasury trust account and in the Treasury from time to time, in excess of the amounts and for the same types of investments as specifically designated above.

Provided, that the availability of the amounts shown under paragraph 2 is subject to reduction in the amount by which the bank accounts under paragraph 1 would otherwise be reduced below the calendar month average balance 125,000,000.

Dated: December 18, 2024

POOLED MONEY INVESTMENT BOARD:

**Signatures on file at STO**

\_\_\_\_\_  
Chair

\_\_\_\_\_  
Member

\_\_\_\_\_  
Member

LOS ANGELES COUNTY TREASURER  
PENDING TRANSACTIONS DETAIL REPORT  
AS OF JANUARY 31, 2025  
ATTACHMENT XVIII

Settle Date	Counter Party	Original Transaction ID	Description	Rate	Maturity Date	Price	Par	Principal	Purchased Interest
<b><u>NTRD - PSI NON-TRADING</u></b>									
02/03/25	OLD LINE FUNDING, LLC	1470804420	OLD LINE FDG 05/02/25	4.300	05/02/25	98.949	\$50,000,000.00	\$49,474,444.44	\$0.00
02/04/25	CANCARA ASSET SECURITISATION LIMITED	1470803884	CANCARA ASSETSEC 04/16/25	4.350	04/16/25	99.142	50,000,000.00	49,571,041.67	0.00
02/04/25	UNILEVER CAPITAL CORPORATION	1471644157	UNILEVER CAPITAL 03/07/25	4.330	03/07/25	99.627	50,000,000.00	49,813,569.44	0.00
02/12/25	FEDERAL NATIONAL MORTGAGE ASSOCIATION	1466698149	FANNIE MAE 5.270 02/12/32 '25	5.270	02/12/32	100.000	50,000,000.00	50,000,000.00	0.00
02/13/25	FEDERAL NATIONAL MORTGAGE ASSOCIATION	1466078954	FANNIE MAE 5.240 02/13/32 '26	5.240	02/13/32	100.000	50,000,000.00	50,000,000.00	0.00
<b>PSI Non-Trading Total</b>							<b>\$250,000,000.00</b>	<b>\$248,859,055.55</b>	<b>\$0.00</b>
<b>Grand Total</b>							<b>\$250,000,000.00</b>	<b>\$248,859,055.55</b>	<b>\$0.00</b>