



**COUNTY OF LOS ANGELES
TREASURER AND TAX COLLECTOR**

Kenneth Hahn Hall of Administration
500 West Temple Street, Room 437
Los Angeles, California 90012
Telephone: (213) 974-2101 Fax: (213) 626-1812
ttc.lacounty.gov and propertytax.lacounty.gov

ELIZABETH BUENROSTRO GINSBERG
TREASURER AND TAX COLLECTOR

Board of Supervisors

HILDA L. SOLIS
First District

HOLLY J. MITCHELL
Second District

LINDSEY P. HORVATH
Third District

JANICE HAHN
Fourth District

KATHRYN BARGER
Fifth District

January 31, 2025

TO: Supervisor Kathryn Barger, Chair
Supervisor Hilda L. Solis
Supervisor Holly J. Mitchell
Supervisor Janice Hahn
Supervisor Lindsey P. Horvath

FROM: Elizabeth Buenrostro Ginsberg
Treasurer and Tax Collector

SUBJECT: REPORT OF INVESTMENTS FOR THE MONTH OF DECEMBER 2024

The Report of Investments for the month of December 2024 has been compiled pursuant to the California Government Code and the Treasurer and Tax Collector's Investment Policy.

All investments made during the month of December 2024 were in accordance with the California Government Code and conform to the Treasurer and Tax Collector's Investment Policy.

The attached Schedules A and B summarize important Treasury Pool information. You will find the complete monthly Report of Investments at the following link:

<https://ttc.lacounty.gov/monthly-reports/>

Should you have any questions, please contact me directly or your staff may contact Ms. Damia J. Johnson, Assistant Treasurer and Tax Collector, of my staff at (213) 974-2139 or djohnson@ttc.lacounty.gov.

EBG:LP:DJJ:JK:mn

Attachments

c: Chief Executive Officer
Executive Officer, Board of Supervisors
Auditor-Controller
County Counsel

TREASURER AND TAX COLLECTOR
REPORT OF INVESTMENTS FOR DECEMBER 2024

Detailed information regarding the pooled and specific portfolios, related earnings, and data required to be disclosed pursuant to statute is shown in the following report attachments.

GENERAL PORTFOLIO SCHEDULES

- A - Portfolio Profiles
- A1 - Credit Quality Distribution and Concentration of Credit Risk
- B - Pooled Surplus Earnings Report
- C - Summary Report of Treasurer's Depository Accounts
- D - Treasurer's Activity and Cash Availability for the Next Six-Month Period
- E - Treasurer's Investment Strategy

ATTACHMENTS

- I. Definitions of Securities
 - Detailed descriptions of the major security types invested in by the Treasury
- II. Compliance Report
 - Detailed report of transactions, if any, which deviate from the Treasurer's investment policy
- III. Performance Report
 - Daily portfolio investment balances, and monthly averages
- IV. Earnings on Investments (Accrual Basis) Chart
 - Graphic presentation of net earning rates on pool investments
- V. Net Income for Month
 - Accrual basis net income for month, gross revenue less expenditures

TREASURER AND TAX COLLECTOR
REPORT OF INVESTMENTS FOR DECEMBER 2024

ATTACHMENTS

- VI. PSI Portfolio Participant Composition
 - Percentage breakdown by participant in the PSI Portfolio
- VII. Composition of PSI Portfolio by Type Chart
 - Graphic presentation of the percentage composition of the pooled portfolio by major security type
- VIII. Investment Transaction Journal
 - Listing of securities purchased, sold and transferred between portfolios during the month
- IX. Comparison of Investment Cost to Market Value
 - Summary comparison of investment amortized cost to market value by security type
- X. Treasurer Position Compared to Market Value Report
 - Inventory listing of portfolio securities showing amortized cost and market value for each investment
- XI. Trustee and Managed Funds
 - Listing of funds and accounts managed by outside trustees
- XII. Schedule of Floating Rate Securities
 - Inventory listing of portfolio securities where the stated interest rate changes between the purchase date and the maturity date
- XIII. Schedule of Bond Anticipation Notes
 - Inventory listing of Bond Anticipation Notes held by the Pooled Surplus Investment portfolio and their current interest rates
- XIV. Inventory Report – Totals Section Security Type Grouping
 - Summary of weighted-average time to maturity by security type

TREASURER AND TAX COLLECTOR
REPORT OF INVESTMENTS FOR DECEMBER 2024

ATTACHMENTS

XV. Inventory Report – Totals Section Maturity Range Grouping

Summary of the amortized cost value of securities maturing within selected time frames

XVI. Composition of PSI Portfolio by Maturity Chart

Graphic presentation of the percentage composition of the pooled portfolio by selected maturity ranges

XVII. Pooled Money Investment Board Letter – Treasurer State of California

Summary of State Treasurer's Local Agency Investment Fund (LAIF)

XVIII. Pending Transactions Report

Detailed report of transactions with future settlement dates

**POOLED SURPLUS AND SPECIFIC PURPOSE INVESTMENTS
AS OF DECEMBER 31, 2024**

SCHEDULE A

<u>PORTFOLIO PROFILE</u>	<u>Pooled Surplus Investments</u>	<u>Specific Purpose Investments</u>
Inventory Balance at 12/31/24		
At Cost	\$ 61,143,334,243	\$ 280,701,211
At Market	\$ 59,180,775,588	\$ 258,227,109
Repurchase Agreements	\$ -	\$ -
Reverse Repurchase Agreements	\$ -	\$ -
Composition by Security Type:		
Certificates of Deposit	2.94%	0.00%
United States Government and Agency Obligations	69.47%	84.08%
Bankers Acceptances	0.00%	0.00%
Commercial Paper	27.55%	0.00%
Municipal Obligations	0.04%	0.57%
Corporate and Deposit Notes	0.00%	0.00%
Repurchase Agreements	0.00%	0.00%
Asset-Backed	0.00%	0.00%
Other	0.00%	15.35%
1-60 days	39.06%	0.00%
61 days-1 year	25.52%	73.28%
Over 1 year	35.42%	26.72%
Weighted Average Days to Maturity	648	

**POOLED SURPLUS AND SPECIFIC PURPOSE INVESTMENTS
AS OF DECEMBER 31, 2024**

SCHEDULE A1

The following is a summary of the credit quality distribution and concentration of credit risk by investment type as a percentage of each portfolio's cost at December 31, 2024:

<u>PSI</u>	<u>S&P</u>	<u>Moody's</u>	<u>Fitch</u>	<u>% of Portfolio</u>
Commercial Paper	A-1	P-1	F1	27.55%
Municipals:				
Los Angeles County Securities	AA+	Aa1	AAA	0.04%
Negotiable Certificates of Deposit	A-1	P-1	F1	2.94%
U.S. Agency Securities	AA+	Aaa	AAA	49.89%
U.S. Treasury Securities:				
U.S. Treasury Notes	AA+	Aaa	AA+	3.59%
U.S. Treasury Bills	AA+	Aaa	AA+	15.99%
				<u>100.00%</u>
				<u>100.00%</u>
<u>SPI</u>				
Local Agency Investment Fund	Not Rated	Not Rated	Not Rated	15.35%
Los Angeles County Securities	AAA	Aa1	AAA	0.57%
U.S. Agency Securities	AA+	Aaa	AAA	26.15%
U.S. Treasury Securities:				
U.S. Treasury Bills	AA+	Aaa	AA+	57.93%
				<u>100.00%</u>
				<u>100.00%</u>

**POOLED SURPLUS EARNINGS REPORT
DECEMBER 31, 2024**

SCHEDULE B

**TREASURER POOLED SURPLUS
INVESTMENT PORTFOLIO**

Investment Balance 12/31/24	\$ 61,143,334,243
Market Value at 12/31/24	\$ 59,180,775,588
Average Daily Balance	\$ 60,099,340,426
Gains and Losses:	
For the Month	\$ -
For the Past 12 Months	\$ -
Unrealized Gains and Losses on Transfers between Portfolio for the Month	\$ -
Earnings for the Month	\$ 190,887,006
Earnings for the Past 12 Months	\$ 2,291,899,803
Earnings Rate for the Month	3.72%

**SUMMARY REPORT OF TREASURER'S DEPOSITORY ACCOUNTS
AS OF DECEMBER 31, 2024**

SCHEDULE C

<u>Bank Name</u>	<u>Balance</u>
Bank of America - Concentration	\$ 57,800,445.45
Bank of Montreal - Concentration	\$ 136,263,184.54 (A)
Citibank - Concentration	\$ 151,144.87
JP Morgan Chase - Concentration	\$ 100,658,142.06 (B)
Wells Fargo - Concentration	<u>\$ -</u>
Total Ledger Balance for all Banks	<u><u>\$ 294,872,916.92</u></u>

- (A) \$126.52 million of this amount is related to the deposit of funds in an interest-bearing money market savings account, in accordance with the Treasurer's authority under California Government Code
- (B) \$100 million of this amount is related to the deposit of funds in an interest-bearing money market savings account, in accordance with the Treasurer's authority under California Government Code Section 53633.

TREASURER'S ACTIVITY FOR DECEMBER 2024
AND CASH AVAILABILITY
FOR THE NEXT SIX-MONTH PERIOD

SCHEDULE D

Government Code Section 53646 (b) (3) requires the Treasurer and Tax Collector to include a statement in the investment report, denoting the ability of the Pooled Surplus Investment Fund to meet its disbursement requirements for the next six months.

The Los Angeles County Pooled Surplus Investment Fund consists of funds in its treasury deposited by various entities required to do so by statute, as well as those entities voluntarily depositing monies in accordance with Government Code Section 53684.

The Treasurer and Tax Collector is required to disburse monies placed in the treasury as directed by the Auditor-Controller, except for the making of legal investments, to the extent funds are transferred to one or more clearing funds in accordance with Government Code Section 29808.

The Treasurer and Tax Collector, in his projection of cash availability to disburse funds as directed by the Auditor-Controller, is relying exclusively on historical Pooled Surplus Investment Fund deposits and disbursements and future cash flow projections provided by the depositing entities. No representation is made as to an individual depositor's ability to meet their anticipated expenditures with anticipated revenues.

Summary of Activity for December 2024

Total Deposits	\$	14,900,183,383.75
Total Disbursements	\$	9,759,514,772.81
Discretionary Funds Liquidity Withdrawal Ratio:		
As of December 31, 2024		1.81

Six-Month Cash Availability Projection:

Month	Investment		Disbursements	Cumulative
	Maturities	Deposits		Available Cash
January	\$ 14,244,719,000.00	\$ 5,531,200,000.00	\$ 9,450,100,000.00	\$ 10,325,819,000.00
February	\$ 9,937,822,000.00	\$ 4,495,500,000.00	\$ 6,896,500,000.00	\$ 17,862,641,000.00
March	\$ 9,782,742,000.00	\$ 7,061,700,000.00	\$ 7,631,000,000.00	\$ 27,076,083,000.00
April	\$ 3,205,000,000.00	\$ 12,239,400,000.00	\$ 8,428,500,000.00	\$ 34,091,983,000.00
May	\$ 1,650,308,000.00	\$ 4,143,500,000.00	\$ 8,411,900,000.00	\$ 31,473,891,000.00
June	\$ 581,000,000.00	\$ 4,733,200,000.00	\$ 8,360,100,000.00	\$ 28,427,991,000.00

TREASURER'S INVESTMENT STRATEGY

SCHEDULE E

Two portfolios are maintained by the Los Angeles County Treasurer.

The Pooled Surplus Investment (PSI) Portfolio is used to account for all pooled investments. The PSI strategy is to maintain principal and to provide sufficient cash to meet expenditure needs. The cash flow needs of our pool members are monitored daily to ensure that sufficient liquidity is maintained to meet the needs of participants. A review of the PSI Portfolio's cash flow projections at the preparation date of this report indicates that longer average days to maturity may be prudent. On August 30, 2021, the Treasurer increased the average days to maturity target range from between 1 and 3 years to between 1 and 4 years.

In December 2024, the Treasurer placed \$298.90 million in the Bank of Montreal Market Plus Account and \$100 million in JP Morgan Chase Money Market Account in accordance with the Treasurer's authority under California Government Code Section 53633. At month-end, \$126.52 million remained in the Bank of Montreal Money Market Plus Account and \$100 million in the JP Morgan Chase Money Market Account. These accounts are collateralized in accordance with California Government Code Section 53652. The balances and income are included in the Pool's earnings rate calculations.

The Specific Purpose Investment Portfolio (SPI) is used to account for specific investments requested by various entities to provide for specific needs not available if monies are placed in a pool. The individual investment strategies are targeted for the needs of the requesting entity.

Expected cash flow projections for the next twelve months continue to indicate that sufficient cash is available for participants' estimated needs. We will continue our basic investment philosophy to buy and hold to a designated maturity, high quality fixed income investments.

TREASURER AND TAX COLLECTOR
REPORT OF INVESTMENTS
DEFINITIONS OF SECURITIES

AGENCIES – Securities (debentures and notes) issued by Federal agencies, such as Federal Home Loan Banks (FHLB), and Federal Farm Credit Banks (FFCB). Agency Securities are issued on both a discount and coupon basis and have a variety of maturity periods. A few are backed by the full faith and credit of the United States Government, some are guaranteed by the Treasury or supported by the issuing agency's right to borrow from the Treasury, and some lack any formal governmental backing. Government National Mortgage Association (GNMA) and Federal Home Loan Mortgage Corp. (FHLMC) securities are mortgage-backed.

ASSET BACKED SECURITIES – Corporate notes secured by an identifiable pool of assets such as loans, leases, and installment contracts or trade receivables. The interest rate is fixed and paid either on a monthly or semi-annual basis. In some cases, a portion of the principal is also paid monthly.

BANKERS ACCEPTANCES – Negotiable time drafts drawn on foreign or domestic banks to finance the export, import, shipment, and storage of goods. The drafts are sold at a discount and redeemed by the accepting bank at maturity for full face value. Maturities range from one to 270 days.

COLLATERALIZED CERTIFICATES OF DEPOSIT – Non-negotiable instruments evidencing a time deposit made with a bank at a fixed rate of interest for a fixed period, secured by collateral such as United States Government securities or mortgages.

COMMERCIAL PAPER – Promissory notes with a maturity of one to 270 days issued in the open market by various economic entities to finance certain short-term credit needs. Notes are issued on a discount or interest-bearing basis.

CORPORATE NOTES – Unsecured, registered debt securities issued by corporations operating within the United States at fixed or variable rates of interest for a fixed period. Interest for floating rate corporate notes is payable periodically at a rate which is adjusted monthly according to a predetermined formula. Fixed rate corporate notes pay interest semi-annually.

GOVERNMENTS – Negotiable United States Treasury securities such as Treasury bills, notes and bonds. Treasury bills are issued on a discount basis in 1-month, 3-month, 6-month, and 52-week maturities. Treasury notes and bonds are coupon issues, with one to ten year and ten to thirty year maturities, respectively. Treasury securities are guaranteed as to principal and interest by the United States Government.

FORWARD CONTRACTS – Customized contracts traded in the Over The Counter Market where the holder of the contract is obligated to buy or sell a specific amount of an underlying asset at a specific price on a specific future date.

FUTURE CONTRACTS – Standardized contracts traded on recognized exchanges where the holder of the contract is obligated to buy or sell a specific amount of an underlying asset at a specific price on a specific future date.

INTEREST RATE SWAP AGREEMENT – Contractual agreement in which two parties agree to exchange interest payment streams for a specific term. There is no exchange of principal, but a “notional amount” is established to serve as the basis for calculating the interest payment.

LOCAL AGENCY INVESTMENT FUND – Shares of beneficial interest issued by the State of California pursuant to Government Code Section 16429.1.

MONEY MARKET FUND – Shares of beneficial interest issued by diversified management companies registered with the Securities and Exchange Commission in accordance with Section 270, 2a-7 of Title 17 of the Code of Federal Regulation.

MUNICIPALS – Debt securities issued by state and local governments and their agencies, usually in the form of bonds, notes and certificates of participation. These securities may be short or long-term, and normally coupon issues are secured in some manner by the borrower.

NEGOTIABLE CERTIFICATES OF DEPOSIT – Negotiable instruments evidencing a time deposit made with a commercial bank or thrift institution at a fixed rate of interest for a fixed period. Term certificates of deposits (CDs) are issued with maturities in excess of one year, and normally pay interest semi-annually. Eurodollar CDs are dollar-denominated CDs issued by foreign (mainly London) branches of major American and foreign commercial banks. Yankee CDs are dollar-denominated CDs issued by foreign commercial banks domiciled in the United States.

OPTION CONTRACTS – Contracts traded in either the Over the Counter Market or recognized exchanges where the purchaser has the right but not the obligation to buy or sell a specific amount of an underlying asset at a specific price within a specific time period.

PROMISSORY NOTE – An unsecured promise to pay between two entities. Notes are on a discount or interest-bearing basis.

REVERSE REPURCHASE AGREEMENTS – A reverse repurchase agreement consists of two simultaneous transactions. One is the sale of securities by the County to a bank or dealer. The other is the commitment by the County to repurchase the securities at the same price at a mutually agreed upon date. The County invests the cash proceeds

of the “sale” in other securities. The term of the reverse repurchase agreements may not exceed one year. The securities “sold” are typically treasury issues.

REPURCHASE AGREEMENTS – A repurchase agreement consists of two simultaneous transactions. One is the purchase of securities by the County from a bank or dealer. The other is the commitment by the County to sell the securities back at an agreed upon date and price. The term of the repurchase agreements may not exceed thirty days. The securities “purchased” are typically treasury issues.

SECURITIES LENDING AGREEMENTS – Agreements under which the County agrees to transfer securities to a borrower who, in turn agrees to provide collateral to the County. During the term of the agreement, both the securities and the collateral are held by a third party. At the conclusion of the agreement, the securities are transferred back to the County in return for the collateral.

SUPRANATIONALS – United States dollar denominated senior unsecured unsubordinated obligations issued or unconditionally guaranteed by any of the supranational institutions identified in Government Code Section 53601(Q) which are eligible for purchase and sale within the United States.

TRUST INVESTMENTS – Shares of beneficial interest issued by a joint powers authority organized pursuant to Government Code Section 6509.7 that invests in securities and obligations authorized in Section 53601 (a) to (o) of the Government Code.

TREASURER AND TAX COLLECTOR
REPORT OF INVESTMENT TRANSACTIONS FOR DECEMBER 2024
COMPLIANCE REPORT

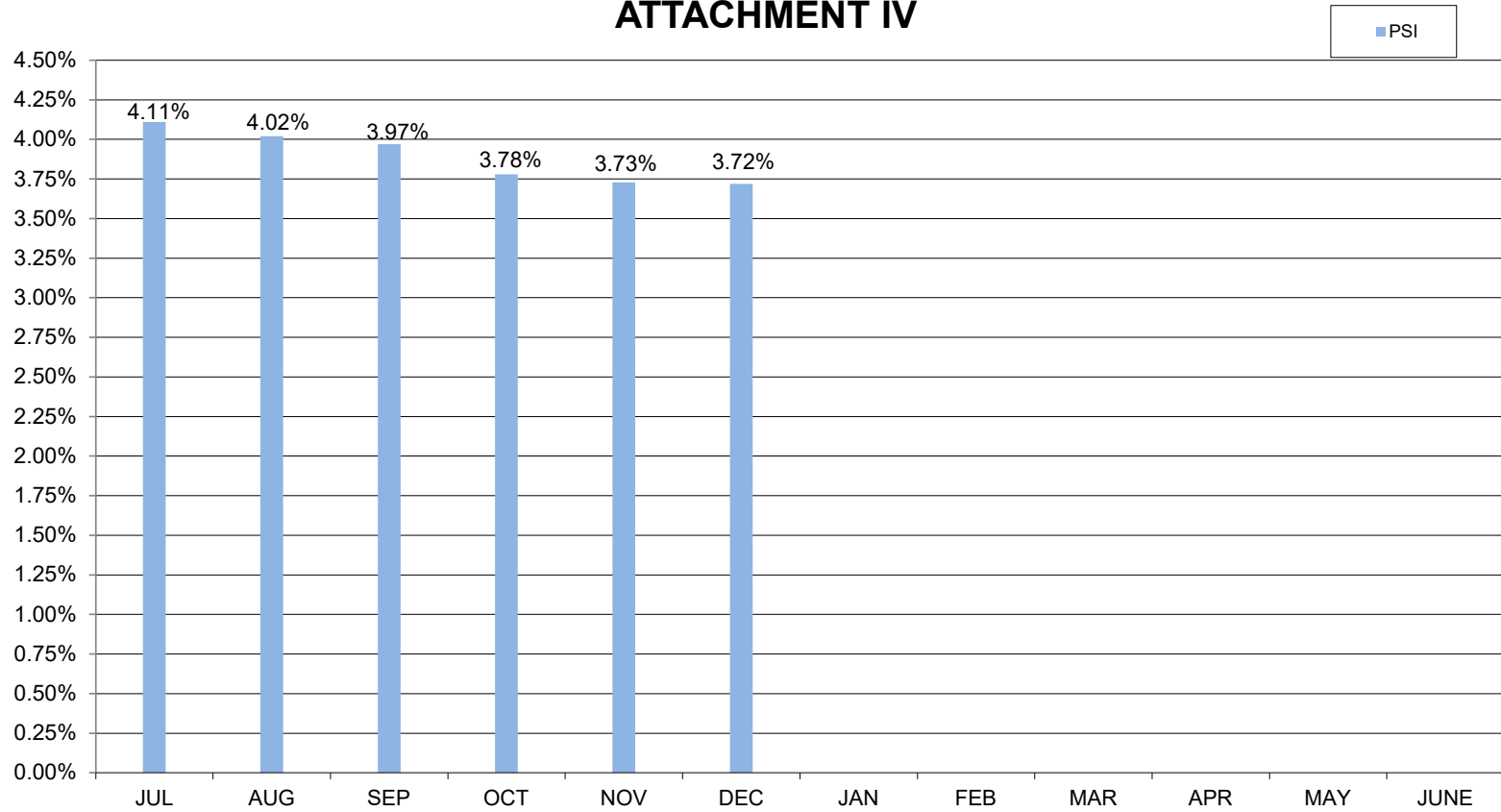
Portfolio Securities Not in Accordance with Treasurer Policy
For the Month of December 2024

No exceptions noted.

LOS ANGELES COUNTY TREASURER
 PERFORMANCE REPORT
 PORTFOLIO COST
 THROUGH DECEMBER 31, 2024
 ATTACHMENT III

DAY	POOLED SURPLUS INVESTMENTS		SPECIFIC PURPOSE INVESTMENTS	
		TOTAL COST		TOTAL COST
12/01/2024	\$	55,747,791,184.26	\$	252,319,761.06
12/02/2024		55,589,592,644.45		251,885,506.99
12/03/2024		55,920,920,849.19		251,901,252.92
12/04/2024		56,216,002,495.69		251,916,998.87
12/05/2024		56,344,458,829.39		241,932,769.70
12/06/2024		59,235,292,911.48		241,948,540.53
12/07/2024		59,239,542,716.54		241,964,311.35
12/08/2024		59,243,792,521.59		241,980,082.19
12/09/2024		60,163,358,610.47		241,995,853.03
12/10/2024		61,078,892,834.79		242,011,623.86
12/11/2024		61,633,031,344.42		242,027,394.69
12/12/2024		62,008,881,021.10		242,043,165.52
12/13/2024		61,700,306,307.57		242,058,936.37
12/14/2024		61,704,797,556.49		242,074,707.20
12/15/2024		61,709,288,805.40		242,090,478.03
12/16/2024		61,756,695,417.55		242,106,248.85
12/17/2024		61,625,005,939.59		242,122,019.69
12/18/2024		61,641,148,893.48		242,137,790.53
12/19/2024		61,595,613,515.97		242,153,561.36
12/20/2024		59,742,421,189.83		242,169,332.19
12/21/2024		59,746,665,797.05		242,185,103.02
12/22/2024		59,750,910,404.28		242,200,873.87
12/23/2024		59,982,246,661.86		242,216,644.70
12/24/2024		60,356,424,636.42		242,232,415.53
12/25/2024		60,360,733,805.43		242,248,186.35
12/26/2024		60,345,740,485.58		202,258,268.29
12/27/2024		61,976,275,404.69		202,268,350.26
12/28/2024		61,980,784,237.69		202,278,432.19
12/29/2024		61,985,293,070.68		202,288,514.13
12/30/2024		61,554,308,872.63		202,298,596.07
12/31/2024		61,143,334,242.99		280,701,211.37
	\$	60,099,340,426.08	\$	238,194,094.53

**LOS ANGELES COUNTY TREASURER
EARNINGS RATE ON INVESTMENTS
FISCAL YEAR 2024-25
ATTACHMENT IV**



**LOS ANGELES COUNTY TREASURER
NET INCOME FOR THE MONTH-ENDED DECEMBER 31, 2024 (ACCRUAL BASIS)
ATTACHMENT V**

	POOLED SURPLUS INVESTMENT TRADING/NON-TRADING	SPECIFIC PURPOSE INVESTMENT
Revenues:		
Interest Earnings	\$ 57,379,467	\$ 161,113
Gains (Losses) on Sales/Calls of Non-Trading Securities	-	-
Gains (Losses) on Sales of Trading Securities	-	
Amortization/Accretion	133,507,539	463,796
Total Revenues	<u>\$ 190,887,006</u>	<u>\$ 624,909</u>
Expenses:		
Interest Expense	-	-
*Investment Management Fee	-	9,063
	<u>\$ -</u>	<u>\$ 9,063</u>
NET INCOME	<u>\$ 190,887,006</u>	<u>\$ 615,846</u>

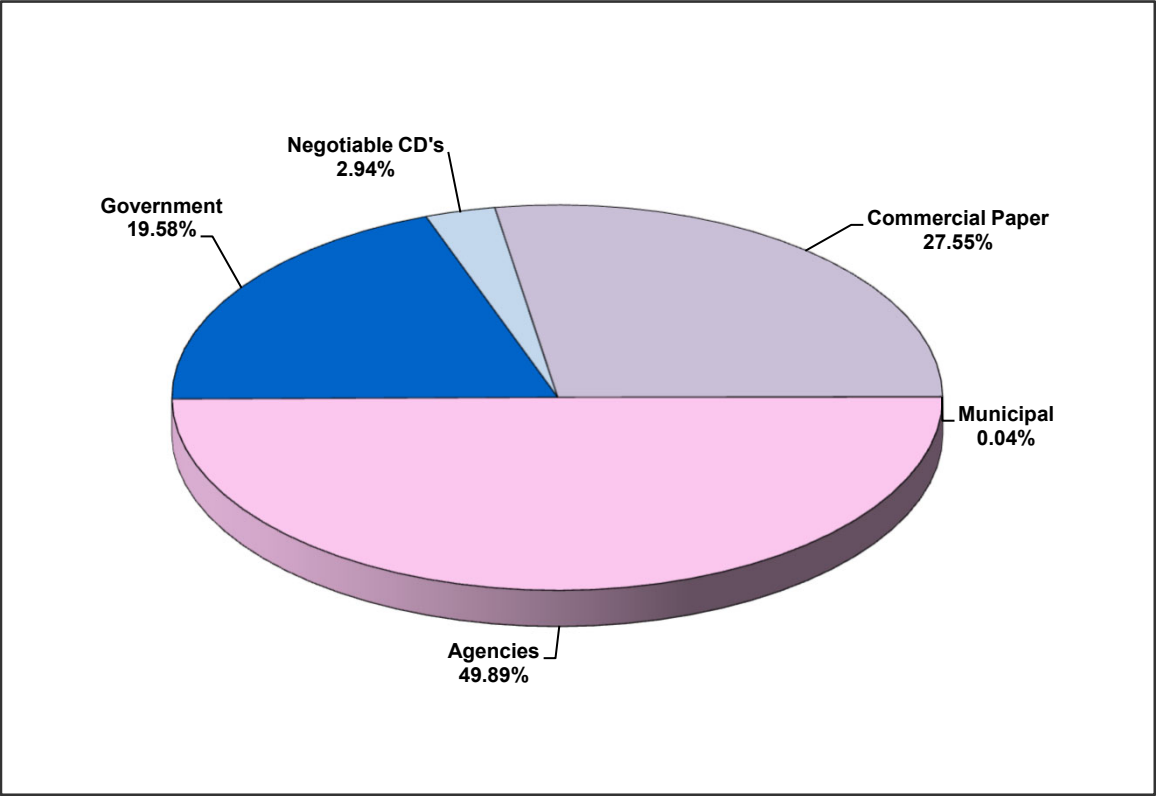
*Estimated and later adjusted.









LOS ANGELES COUNTY TREASURER
PSI COMPOSITION
DECEMBER 31, 2024
ATTACHMENT VI

PSI PORTFOLIO PARTICIPATION COMPOSITION

<u>Entity</u>	<u>Non-Discretionary</u>	<u>Discretionary</u>
Consolidated School Districts	46.19%	
Los Angeles County and Related Entities	47.00%	
Consolidated Sanitation Districts		1.82%
Metropolitan Transportation Authority		1.77%
Miscellaneous Agencies Pooled Investments		0.59%
South Coast Air Quality Management District		2.51%
Miscellaneous		0.01%
Subtotal	93.19%	6.70%
County Bond Proceeds and Repayment Funds		0.11%
Grand Total	93.19%	6.81%

**LOS ANGELES COUNTY TREASURER
COMPOSITION OF PSI PORTFOLIO BY SECURITY TYPE
AS OF DECEMBER 2024
ATTACHMENT VII**



	<u>In Thousands</u>
 Negotiable CD's	1,800,000
 Corp & Deposit Notes	-
 Bankers Acceptance	-
 Commercial Paper	16,842,995
 Municipal	25,282
 Agencies	30,503,192
 Other	-
 Government	<u>11,971,865</u>
Total	<u><u>\$ 61,143,334</u></u>

Investment Composition Is In Compliance With The Los Angeles County Treasurer's Investment Policy.

LOS ANGELES COUNTY TREASURER
INVESTMENT TRANSACTIONS JOURNAL
PURCHASE DETAIL REPORT
GROUP: POOLED SURPLUS INVESTMENTS
FOR THE PERIOD: DECEMBER 1, 2024 TO DECEMBER 31, 2024
ATTACHMENT VIII

Account	Original Trs ID	Description	Settle Date	Maturity Date	Rate	PAR	Principal	Accr Interest	Broker/Dealer
NTRD	1418733003	FANNIE MAE 5.230 12/04/31 '25	12/04/2024	12/04/2031	5.23000	50,000,000.00	50,000,000.00	0.00	UBS SECURITIES LLC
NTRD	1419309041	FANNIE MAE 5.240 12/04/31 '25	12/04/2024	12/04/2031	5.24000	50,000,000.00	50,000,000.00	0.00	DAIWA CAPITAL MARKETS AMERICA INC.
NTRD	1426915197	FANNIE MAE 5.200 12/12/31 '25	12/12/2024	12/12/2031	5.20000	50,000,000.00	50,000,000.00	0.00	INSPEREX LLC
NTRD	1426915200	FANNIE MAE 5.200 12/11/31 '25	12/11/2024	12/11/2031	5.20000	50,000,000.00	50,000,000.00	0.00	FHN FINANCIAL CAPITAL MARKETS
NTRD	1429008941	FHLBANKS D NOTE 01/31/25	12/03/2024	01/31/2025	4.35500	50,000,000.00	49,643,131.94	0.00	BANCROFT CAPITAL, LLC
NTRD	1429008945	FANNIE MAE D NOTE 02/26/25	12/03/2024	02/26/2025	4.33000	50,000,000.00	49,488,819.44	0.00	FHN FINANCIAL CAPITAL MARKETS
NTRD	1429008950	FHLBANKS D NOTE 01/31/25	12/03/2024	01/31/2025	4.35500	50,000,000.00	49,643,131.94	0.00	BANCROFT CAPITAL, LLC
NTRD	1429008951	FHLBANKS 5.275 12/09/31 '25	12/09/2024	12/09/2031	5.27500	46,670,000.00	46,651,798.70	0.00	RBC CAPITAL MARKETS, LLC
NTRD	1429008955	FANNIE MAE D NOTE 02/26/25	12/03/2024	02/26/2025	4.33000	50,000,000.00	49,488,819.44	0.00	FHN FINANCIAL CAPITAL MARKETS
NTRD	1430045075	FHLBANKS D NOTE 01/06/25 MATD	12/04/2024	01/06/2025	4.37000	50,000,000.00	49,799,708.33	0.00	BANCROFT CAPITAL, LLC
NTRD	1430045080	FHLBANKS D NOTE 01/06/25 MATD	12/04/2024	01/06/2025	4.37000	50,000,000.00	49,799,708.33	0.00	BANCROFT CAPITAL, LLC
NTRD	1430048865	FANNIE MAE 5.200 12/10/31 '25	12/10/2024	12/10/2031	5.20000	50,000,000.00	50,000,000.00	0.00	BLAYLOCK VAN, LLC
NTRD	1430927507	FHLBANKS D NOTE 02/21/25	12/05/2024	02/21/2025	4.33500	50,000,000.00	49,530,375.00	0.00	RAYMOND, JAMES & ASSOC.INC
NTRD	1430932217	FANNIE MAE 5.150 12/10/31 '25	12/10/2024	12/10/2031	5.15000	50,000,000.00	50,000,000.00	0.00	KEYBANC CAPITAL MARKETS INC.
NTRD	1430932218	FHLBANKS 5.250 12/12/31 '25	12/12/2024	12/12/2031	5.25000	29,750,000.00	29,750,000.00	0.00	RAYMOND, JAMES & ASSOC.INC
NTRD	1431864837	FHLBANKS D NOTE 12/11/24 MATD	12/06/2024	12/11/2024	4.47000	50,000,000.00	49,968,958.33	0.00	BANCROFT CAPITAL, LLC
NTRD	1431864839	FHLBANKS D NOTE 12/11/24 MATD	12/06/2024	12/11/2024	4.47000	50,000,000.00	49,968,958.33	0.00	BANCROFT CAPITAL, LLC
NTRD	1431864843	FHLBANKS D NOTE 12/11/24 MATD	12/06/2024	12/11/2024	4.47000	50,000,000.00	49,968,958.33	0.00	BANCROFT CAPITAL, LLC
NTRD	1431864847	FHLBANKS D NOTE 12/11/24 MATD	12/06/2024	12/11/2024	4.47000	50,000,000.00	49,968,958.33	0.00	BANCROFT CAPITAL, LLC
NTRD	1431864849	FHLBANKS D NOTE 12/09/24 MATD	12/06/2024	12/09/2024	4.53000	50,000,000.00	49,981,125.00	0.00	GREAT PACIFIC SECURITIES
NTRD	1431864851	FHLBANKS D NOTE 01/22/25	12/06/2024	01/22/2025	4.30500	50,000,000.00	49,718,979.17	0.00	MIZUHO SECURITIES USA LLC
NTRD	1431864852	FHLBANKS D NOTE 02/28/25	12/06/2024	02/28/2025	4.28000	50,000,000.00	49,500,666.67	0.00	RAYMOND, JAMES & ASSOC.INC
NTRD	1431864853	FREDDIE MAC D NOTE 12/12/24 MATD	12/06/2024	12/12/2024	4.38000	50,000,000.00	49,963,500.00	0.00	RAYMOND, JAMES & ASSOC.INC
NTRD	1431864856	FHLBANKS D NOTE 12/09/24 MATD	12/06/2024	12/09/2024	4.53000	50,000,000.00	49,981,125.00	0.00	GREAT PACIFIC SECURITIES
NTRD	1431864857	FHLBANKS D NOTE 12/09/24 MATD	12/06/2024	12/09/2024	4.53000	50,000,000.00	49,981,125.00	0.00	GREAT PACIFIC SECURITIES
NTRD	1431864859	FHLBANKS D NOTE 12/09/24 MATD	12/06/2024	12/09/2024	4.53000	50,000,000.00	49,981,125.00	0.00	GREAT PACIFIC SECURITIES
NTRD	1431864874	FHLBANKS D NOTE 01/22/25	12/06/2024	01/22/2025	4.30500	50,000,000.00	49,718,979.17	0.00	MIZUHO SECURITIES USA LLC
NTRD	1431864875	FHLBANKS D NOTE 01/22/25	12/06/2024	01/22/2025	4.30500	50,000,000.00	49,718,979.17	0.00	MIZUHO SECURITIES USA LLC
NTRD	1431864879	FREDDIE MAC D NOTE 12/12/24 MATD	12/06/2024	12/12/2024	4.38000	50,000,000.00	49,963,500.00	0.00	RAYMOND, JAMES & ASSOC.INC
NTRD	1431864885	FREDDIE MAC D NOTE 12/12/24 MATD	12/06/2024	12/12/2024	4.38000	50,000,000.00	49,963,500.00	0.00	RAYMOND, JAMES & ASSOC.INC
NTRD	1431864886	FHLBANKS D NOTE 01/22/25	12/06/2024	01/22/2025	4.30500	50,000,000.00	49,718,979.17	0.00	MIZUHO SECURITIES USA LLC
NTRD	1431864888	FREDDIE MAC D NOTE 12/12/24 MATD	12/06/2024	12/12/2024	4.38000	50,000,000.00	49,963,500.00	0.00	RAYMOND, JAMES & ASSOC.INC
NTRD	1431864889	FHLBANKS D NOTE 02/28/25	12/06/2024	02/28/2025	4.28000	50,000,000.00	49,500,666.67	0.00	RAYMOND, JAMES & ASSOC.INC
NTRD	1432940633	FHLBANKS D NOTE 01/15/25	12/09/2024	01/15/2025	4.31000	50,000,000.00	49,778,513.89	0.00	AMERICAN EXPRESS CREDIT CORP
NTRD	1432940644	FHLBANKS D NOTE 02/28/25	12/09/2024	02/28/2025	4.27000	50,000,000.00	49,519,625.00	0.00	PIPER SANDLER COMPANIES
NTRD	1432940650	FHLBANKS 5.250 12/12/31 '25	12/12/2024	12/12/2031	5.25000	15,000,000.00	15,000,000.00	0.00	RAYMOND, JAMES & ASSOC.INC
NTRD	1432940652	FHLBANKS D NOTE 02/28/25	12/09/2024	02/28/2025	4.27000	50,000,000.00	49,519,625.00	0.00	PIPER SANDLER COMPANIES
NTRD	1432940653	FHLBANKS D NOTE 01/15/25	12/09/2024	01/15/2025	4.31000	50,000,000.00	49,778,513.89	0.00	AMERICAN EXPRESS CREDIT CORP
NTRD	1434168047	FHLBANKS D NOTE 02/18/25	12/10/2024	02/18/2025	4.30000	50,000,000.00	49,581,944.44	0.00	SIEBERT WILLIAMS SHANK CO. & LLC
NTRD	1434168050	FHLBANKS D NOTE 03/12/25	12/11/2024	03/12/2025	4.30000	50,000,000.00	49,456,527.78	0.00	BANCROFT CAPITAL, LLC
NTRD	1434168052	FHLBANKS D NOTE 02/18/25	12/10/2024	02/18/2025	4.30000	50,000,000.00	49,581,944.44	0.00	SIEBERT WILLIAMS SHANK CO. & LLC
NTRD	1434168055	FHLBANKS D NOTE 03/12/25	12/11/2024	03/12/2025	4.30000	50,000,000.00	49,456,527.78	0.00	BANCROFT CAPITAL, LLC
NTRD	1434168056	FED FARM CR BNKS 5.200 12/16/32 '25	12/16/2024	12/16/2032	5.20000	25,000,000.00	25,000,000.00	0.00	FHN FINANCIAL CAPITAL MARKETS
NTRD	1434168057	FED FARM CR BNKS 5.200 12/16/32 '25	12/16/2024	12/16/2032	5.20000	25,000,000.00	25,000,000.00	0.00	LOOP CAPITAL MARKETS, LLC
NTRD	1434168061	FED FARM CR BNKS 5.200 12/16/32 '25	12/16/2024	12/16/2032	5.20000	25,000,000.00	25,000,000.00	0.00	PIPER SANDLER COMPANIES
NTRD	1434168062	FHLBANKS D NOTE 02/28/25	12/10/2024	02/28/2025	4.27000	25,307,000.00	25,066,864.69	0.00	GREAT PACIFIC SECURITIES
NTRD	1434168063	FHLBANKS D NOTE 02/28/25	12/10/2024	02/28/2025	4.27000	50,000,000.00	49,525,555.56	0.00	LOOP CAPITAL MARKETS, LLC
NTRD	1434168064	FED FARM CR BNKS D NOTE 02/05/25	12/10/2024	02/05/2025	4.32000	50,000,000.00	49,658,000.00	0.00	MIZUHO SECURITIES USA LLC
NTRD	1434168068	FHLBANKS D NOTE 02/28/25	12/10/2024	02/28/2025	4.27000	50,000,000.00	49,525,555.56	0.00	LOOP CAPITAL MARKETS, LLC
NTRD	1435030245	FED FARM CR BNKS D NOTE 02/04/25	12/11/2024	02/04/2025	4.32000	50,000,000.00	49,670,000.00	0.00	MIZUHO SECURITIES USA LLC
NTRD	1435030258	FHLBANKS D NOTE 02/21/25	12/11/2024	02/21/2025	4.26000	50,000,000.00	49,574,000.00	0.00	MISCHLER FINANCIAL GROUP INC.
NTRD	1435815839	FHLBANKS D NOTE 03/14/25	12/13/2024	03/14/2025	4.24800	50,000,000.00	49,463,100.00	0.00	BANCROFT CAPITAL, LLC
NTRD	1435815842	FHLBANKS D NOTE 03/05/25	12/12/2024	03/05/2025	4.25500	50,000,000.00	49,509,493.06	0.00	CANTOR FITZGERALD & CO.
NTRD	1436788379	FANNIE MAE D NOTE 02/28/25	12/13/2024	02/28/2025	4.23500	50,000,000.00	49,547,090.28	0.00	KEYBANC CAPITAL MARKETS INC.
NTRD	1436788381	FHLBANKS D NOTE 01/08/25 MATD	12/13/2024	01/08/2025	4.31000	50,000,000.00	49,844,361.11	0.00	PIPER SANDLER COMPANIES
NTRD	1436788383	FHLBANKS D NOTE 02/20/25	12/13/2024	02/20/2025	4.25000	19,104,000.00	18,948,382.00	0.00	MISCHLER FINANCIAL GROUP INC.
NTRD	1436788386	FANNIE MAE D NOTE 02/28/25	12/13/2024	02/28/2025	4.23500	50,000,000.00	49,547,090.28	0.00	KEYBANC CAPITAL MARKETS INC.
NTRD	1436788388	FHLBANKS D NOTE 01/08/25 MATD	12/13/2024	01/08/2025	4.31000	50,000,000.00	49,844,361.11	0.00	PIPER SANDLER COMPANIES
NTRD	1436788785	FANNIE MAE 5.200 12/30/31 '25	12/30/2024	12/30/2031	5.20000	50,000,000.00	50,000,000.00	0.00	MIZUHO SECURITIES USA LLC
NTRD	1438123155	FHLBANKS D NOTE 02/20/25	12/16/2024	02/20/2025	4.25000	50,000,000.00	49,610,416.67	0.00	MISCHLER FINANCIAL GROUP INC.

LOS ANGELES COUNTY TREASURER
INVESTMENT TRANSACTIONS JOURNAL
PURCHASE DETAIL REPORT
GROUP: POOLED SURPLUS INVESTMENTS
FOR THE PERIOD: DECEMBER 1, 2024 TO DECEMBER 31, 2024
ATTACHMENT VIII

Account	Original Trs ID	Description	Settle Date	Maturity Date	Rate	PAR	Principal	Accr Interest	Broker/Dealer
NTRD	1440021921	FED FARM CR BNKS D NOTE 05/09/25	12/17/2024	05/09/2025	4.21000	50,000,000.00	49,163,847.22	0.00	FHN FINANCIAL CAPITAL MARKETS
NTRD	1440021924	FHLBANKS D NOTE 03/19/25	12/18/2024	03/19/2025	4.25000	50,000,000.00	49,462,847.22	0.00	BANCROFT CAPITAL, LLC
NTRD	1440021928	FED FARM CR BNKS D NOTE 02/07/25	12/17/2024	02/07/2025	4.25000	50,000,000.00	49,693,055.56	0.00	MIZUHO SECURITIES USA LLC
NTRD	1441039045	FED FARM CR BNKS D NOTE 03/21/25	12/18/2024	03/21/2025	4.19000	50,000,000.00	49,458,791.67	0.00	FHN FINANCIAL CAPITAL MARKETS
NTRD	1441950970	FHLBANKS D NOTE 03/21/25	12/20/2024	03/21/2025	4.24900	50,000,000.00	49,462,973.61	0.00	J.P. MORGAN SECURITIES LLC
NTRD	1441950971	FHLBANKS D NOTE 03/21/25	12/20/2024	03/21/2025	4.24900	50,000,000.00	49,462,973.61	0.00	BANCROFT CAPITAL, LLC
NTRD	1441950972	FHLBANKS D NOTE 03/17/25	12/19/2024	03/17/2025	4.22500	50,000,000.00	49,483,611.11	0.00	MORGAN KEEGAN & COMPANY, INC.
NTRD	1441950974	FHLBANKS D NOTE 03/17/25	12/19/2024	03/17/2025	4.22500	50,000,000.00	49,483,611.11	0.00	MORGAN KEEGAN & COMPANY, INC.
NTRD	1444194155	FED FARM CR BNKS D NOTE 05/06/25	12/23/2024	05/06/2025	4.20000	50,000,000.00	49,218,333.33	0.00	MIZUHO SECURITIES USA LLC
NTRD	1444194158	FHLBANKS D NOTE 03/05/25	12/23/2024	03/05/2025	4.21500	50,000,000.00	49,578,500.00	0.00	PIPER SANDLER COMPANIES
NTRD	1444194159	FED FARM CR BNKS D NOTE 05/05/25	12/24/2024	05/05/2025	4.18000	50,000,000.00	49,233,666.67	0.00	FHN FINANCIAL CAPITAL MARKETS
NTRD	1444194161	FHLBANKS D NOTE 03/05/25	12/23/2024	03/05/2025	4.21500	50,000,000.00	49,578,500.00	0.00	PIPER SANDLER COMPANIES
NTRD	1444194162	FED FARM CR BNKS D NOTE 05/05/25	12/24/2024	05/05/2025	4.18000	50,000,000.00	49,233,666.67	0.00	FHN FINANCIAL CAPITAL MARKETS
NTRD	1444194163	FHLBANKS D NOTE 03/05/25	12/23/2024	03/05/2025	4.21500	50,000,000.00	49,578,500.00	0.00	RAYMOND, JAMES & ASSOC.INC
NTRD	1444194164	FHLBANKS D NOTE 03/05/25	12/23/2024	03/05/2025	4.21500	3,825,000.00	3,792,755.25	0.00	RAYMOND, JAMES & ASSOC.INC
NTRD	1444891769	FED FARM CR BNKS D NOTE 06/04/25	12/24/2024	06/04/2025	4.19000	50,000,000.00	49,057,250.00	0.00	MIZUHO SECURITIES USA LLC
NTRD	1444894281	FANNIE MAE 5.350 12/30/31 '25	12/30/2024	12/30/2031	5.35000	50,000,000.00	50,000,000.00	0.00	UBS SECURITIES LLC
NTRD	1444894282	FANNIE MAE 5.270 12/26/31 '25	12/27/2024	12/26/2031	5.27000	50,000,000.00	50,000,000.00	0.00	FHN FINANCIAL CAPITAL MARKETS
NTRD	1444894283	FANNIE MAE 5.200 12/26/31 '25	12/27/2024	12/26/2031	5.20000	50,000,000.00	50,000,000.00	0.00	LOOP CAPITAL MARKETS, LLC
NTRD	1444894284	FANNIE MAE 5.350 12/30/31	12/30/2024	12/30/2031	5.35000	50,000,000.00	50,000,000.00	0.00	BLAYLOCK VAN, LLC
NTRD	1445666974	FHLBANKS D NOTE 03/07/25	12/26/2024	03/07/2025	4.23000	50,000,000.00	49,582,875.00	0.00	DAIWA CAPITAL MARKETS AMERICA INC.
NTRD	1445666975	FANNIE MAE D NOTE 02/28/25	12/27/2024	02/28/2025	4.20500	50,000,000.00	49,632,062.50	0.00	UBS SECURITIES LLC
NTRD	1445666976	FANNIE MAE D NOTE 02/28/25	12/27/2024	02/28/2025	4.20500	50,000,000.00	49,632,062.50	0.00	UBS SECURITIES LLC
NTRD	1445666978	FHLBANKS D NOTE 03/28/25	12/27/2024	03/28/2025	4.21000	50,000,000.00	49,467,902.78	0.00	BANCROFT CAPITAL, LLC
NTRD	1445666982	FHLBANKS D NOTE 03/28/25	12/27/2024	03/28/2025	4.21000	50,000,000.00	49,467,902.78	0.00	MIZUHO SECURITIES USA LLC
NTRD	1445666988	FHLBANKS D NOTE 03/28/25	12/27/2024	03/28/2025	4.21000	45,000,000.00	44,521,112.50	0.00	BANCROFT CAPITAL, LLC
NTRD	1445666989	FED FARM CR BNKS D NOTE 03/31/25	12/27/2024	03/31/2025	4.18000	50,000,000.00	49,454,277.78	0.00	FHN FINANCIAL CAPITAL MARKETS
NTRD	1445666990	FHLBANKS D NOTE 03/28/25	12/27/2024	03/28/2025	4.21000	45,000,000.00	44,521,112.50	0.00	MIZUHO SECURITIES USA LLC
NTRD	1445666992	FED FARM CR BNKS D NOTE 03/31/25	12/27/2024	03/31/2025	4.18000	50,000,000.00	49,454,277.78	0.00	FHN FINANCIAL CAPITAL MARKETS
NTRD	1445671809	FANNIE MAE 5.230 12/30/31 '25	12/30/2024	12/30/2031	5.23000	50,000,000.00	50,000,000.00	0.00	DAIWA CAPITAL MARKETS AMERICA INC.
NTRD	1445671810	FANNIE MAE 5.230 12/31/31 '25	12/31/2024	12/31/2031	5.23000	50,000,000.00	50,000,000.00	0.00	INSPEREX LLC
NTRD	1445671811	FANNIE MAE 5.235 12/31/31 '25	12/31/2024	12/31/2031	5.23500	50,000,000.00	50,000,000.00	0.00	US BANCORP ADVISORS
NTRD	1447478249	FHLBANKS D NOTE 02/12/25	12/27/2024	02/12/2025	4.22500	50,000,000.00	49,724,201.39	0.00	BLAYLOCK VAN, LLC
NTRD	1447478257	FHLBANKS D NOTE 01/10/25	12/27/2024	01/10/2025	4.24000	50,000,000.00	49,917,555.56	0.00	SIEBERT WILLIAMS SHANK CO. & LLC
NTRD	1447478261	FHLBANKS D NOTE 01/10/25	12/27/2024	01/10/2025	4.24000	50,000,000.00	49,917,555.56	0.00	SIEBERT WILLIAMS SHANK CO. & LLC
NTRD	1447478262	FHLBANKS D NOTE 02/12/25	12/27/2024	02/12/2025	4.22500	50,000,000.00	49,724,201.39	0.00	BLAYLOCK VAN, LLC
NTRD	1447492254	FANNIE MAE 5.270 12/30/31 '25	12/30/2024	12/30/2031	5.27000	50,000,000.00	50,000,000.00	0.00	PIPER SANDLER COMPANIES
NTRD	1448405758	FED FARM CR BNKS D NOTE 05/01/25	12/31/2024	05/01/2025	4.10000	50,000,000.00	49,310,972.22	0.00	FHN FINANCIAL CAPITAL MARKETS
NTRD	1448405759	FED FARM CR BNKS D NOTE 05/01/25	12/31/2024	05/01/2025	4.10000	50,000,000.00	49,310,972.22	0.00	FHN FINANCIAL CAPITAL MARKETS
NTRD	1448405763	FHLBANKS D NOTE 03/05/25	12/30/2024	03/05/2025	4.20500	50,000,000.00	49,620,381.94	0.00	MISCHLER FINANCIAL GROUP INC.
NTRD	1449506067	FHLBANKS D NOTE 05/02/25	12/31/2024	05/02/2025	4.16000	50,000,000.00	49,295,111.11	0.00	FHN FINANCIAL CAPITAL MARKETS
NTRD	1449506069	FHLBANKS D NOTE 05/02/25	12/31/2024	05/02/2025	4.16000	50,000,000.00	49,295,111.11	0.00	FHN FINANCIAL CAPITAL MARKETS
NTRD	1449506071	FHLBANKS D NOTE 04/21/25	12/31/2024	04/21/2025	4.16500	50,000,000.00	49,357,895.83	0.00	RAYMOND, JAMES & ASSOC.INC
NTRD	1449506075	FHLBANKS D NOTE 04/21/25	12/31/2024	04/21/2025	4.16500	50,000,000.00	49,357,895.83	0.00	RAYMOND, JAMES & ASSOC.INC
AGENCIES TOTAL							4,954,656,000.00	4,922,842,892.31	0.00
NTRD	1426915198	CREDIT AGRI NY 4.530 03/03/25	12/02/2024	03/03/2025	4.53000	50,000,000.00	50,000,000.00	0.00	AMERICAN EXPRESS CREDIT CORP
NTRD	1430927494	SVNSKA HNDLSB NY 4.520 03/05/25	12/05/2024	03/05/2025	4.52000	50,000,000.00	50,000,000.00	0.00	TULLETT PREBON FINANCIAL SVCS LLC
NTRD	1435032963	TORONTO DOM NY 4.540 03/14/25	12/12/2024	03/14/2025	4.54000	50,000,000.00	50,000,000.00	0.00	TULLETT PREBON FINANCIAL SVCS LLC
NTRD	1435827453	SG NEW YORK 4.460 04/15/25	12/13/2024	04/15/2025	4.46000	50,000,000.00	50,000,000.00	0.00	TULLETT PREBON FINANCIAL SVCS LLC
NTRD	1435827454	SG NEW YORK 4.460 04/15/25	12/13/2024	04/15/2025	4.46000	50,000,000.00	50,000,000.00	0.00	TULLETT PREBON FINANCIAL SVCS LLC
NTRD	1438132288	SVNSKA HNDLSB NY 4.450 03/21/25	12/17/2024	03/21/2025	4.45000	50,000,000.00	50,000,000.00	0.00	TULLETT PREBON FINANCIAL SVCS LLC
NTRD	1441040409	NORDEA BK NY 4.350 03/19/25	12/19/2024	03/19/2025	4.35000	50,000,000.00	50,000,000.00	0.00	TULLETT PREBON FINANCIAL SVCS LLC
NTRD	1444201174	CREDIT AGRI NY 4.450 03/28/25	12/24/2024	03/28/2025	4.45000	50,000,000.00	50,000,000.00	0.00	TULLETT PREBON FINANCIAL SVCS LLC
NTRD	1447492253	NORDEA BK NY 4.330 03/31/25	12/30/2024	03/31/2025	4.33000	50,000,000.00	50,000,000.00	0.00	TULLETT PREBON FINANCIAL SVCS LLC
NTRD	1447492256	NORDEA BK NY 4.330 03/31/25	12/30/2024	03/31/2025	4.33000	50,000,000.00	50,000,000.00	0.00	TULLETT PREBON FINANCIAL SVCS LLC
CDS TOTAL							500,000,000.00	500,000,000.00	0.00
NTRD	1426900068	CANCARA ASSETSEC 03/03/25	12/02/2024	03/03/2025	4.55000	20,000,000.00	19,769,972.22	0.00	J.P. MORGAN SECURITIES LLC
NTRD	1426900069	CANCARA ASSETSEC 03/03/25	12/02/2024	03/03/2025	4.55000	50,000,000.00	49,424,930.56	0.00	J.P. MORGAN SECURITIES LLC

LOS ANGELES COUNTY TREASURER
INVESTMENT TRANSACTIONS JOURNAL
PURCHASE DETAIL REPORT
GROUP: POOLED SURPLUS INVESTMENTS
FOR THE PERIOD: DECEMBER 1, 2024 TO DECEMBER 31, 2024
ATTACHMENT VIII

Account	Original Trs ID	Description	Settle Date	Maturity Date	Rate	PAR	Principal	Accr Interest	Broker/Dealer
NTRD	1426900070	ATLANTIC AST SEC 03/05/25	12/02/2024	03/05/2025	4.60000	50,000,000.00	49,405,833.33	0.00	BLAYLOCK VAN, LLC
NTRD	1426900075	AUTOBAHN FUND 01/08/25 MATD	12/02/2024	01/08/2025	4.54000	50,000,000.00	49,766,694.44	0.00	MISCHLER FINANCIAL GROUP INC.
NTRD	1426900076	THUNDER BAY FDG 03/03/25	12/02/2024	03/03/2025	4.52000	50,000,000.00	49,428,722.22	0.00	RBC CAPITAL MARKETS, LLC
NTRD	1426901256	CHARIOT FUNDING 04/15/25	12/02/2024	04/15/2025	4.58000	50,000,000.00	49,147,611.11	0.00	RBC CAPITAL MARKETS, LLC
NTRD	1426901257	CHARIOT FUNDING 04/15/25	12/02/2024	04/15/2025	4.58000	50,000,000.00	49,147,611.11	0.00	RBC CAPITAL MARKETS, LLC
NTRD	1426915201	TD 02/05/25	12/02/2024	02/05/2025	4.57000	50,000,000.00	49,587,430.56	0.00	LOOP CAPITAL MARKETS, LLC
NTRD	1426915202	TD 02/05/25	12/02/2024	02/05/2025	4.57000	50,000,000.00	49,587,430.56	0.00	LOOP CAPITAL MARKETS, LLC
NTRD	1429008935	AUTOBAHN FUND 01/13/25	12/03/2024	01/13/2025	4.52000	50,000,000.00	49,742,611.11	0.00	BLAYLOCK VAN, LLC
NTRD	1429008936	PEPSICO 02/12/25	12/03/2024	02/12/2025	4.38000	50,000,000.00	49,568,083.33	0.00	MIZUHO SECURITIES USA LLC
NTRD	1429008938	PEPSICO 02/12/25	12/03/2024	02/12/2025	4.38000	50,000,000.00	49,568,083.33	0.00	MIZUHO SECURITIES USA LLC
NTRD	1429008943	SHEFFIELD RECEIV 03/03/25	12/03/2024	03/03/2025	4.59000	50,000,000.00	49,426,250.00	0.00	AMERICAN EXPRESS CREDIT CORP
NTRD	1429008948	TD 02/07/25	12/03/2024	02/07/2025	4.56000	50,000,000.00	49,582,000.00	0.00	CITIGROUP GLOBAL MRKT INC
NTRD	1429008952	TD 02/07/25	12/03/2024	02/07/2025	4.56000	50,000,000.00	49,582,000.00	0.00	CITIGROUP GLOBAL MRKT INC
NTRD	1429008953	ATLANTIC AST SEC 02/24/25	12/03/2024	02/24/2025	4.61000	48,000,000.00	47,489,826.67	0.00	AMERICAN EXPRESS CREDIT CORP
NTRD	1429008954	CANCARA ASSETSEC 04/04/25	12/03/2024	04/04/2025	4.53000	50,000,000.00	49,232,416.67	0.00	J.P. MORGAN SECURITIES LLC
NTRD	1430045073	SHEFFIELD RECEIV 03/05/25	12/04/2024	03/05/2025	4.59000	50,000,000.00	49,419,875.00	0.00	MISCHLER FINANCIAL GROUP INC.
NTRD	1430045078	SHEFFIELD RECEIV 03/05/25	12/04/2024	03/05/2025	4.59000	50,000,000.00	49,419,875.00	0.00	MISCHLER FINANCIAL GROUP INC.
NTRD	1430045079	PEPSICO 02/13/25	12/04/2024	02/13/2025	4.38000	50,000,000.00	49,568,083.33	0.00	MIZUHO SECURITIES USA LLC
NTRD	1430046491	THUNDER BAY FDG 03/07/25	12/04/2024	03/07/2025	4.52000	50,000,000.00	49,416,166.67	0.00	RBC CAPITAL MARKETS, LLC
NTRD	1430046492	THUNDER BAY FDG 03/07/25	12/04/2024	03/07/2025	4.52000	50,000,000.00	49,416,166.67	0.00	RBC CAPITAL MARKETS, LLC
NTRD	1430048866	UNILEVER CAPITAL 01/22/25	12/06/2024	01/22/2025	4.57000	50,000,000.00	49,701,680.56	0.00	MIZUHO SECURITIES USA LLC
NTRD	1430048867	UNILEVER CAPITAL 01/22/25	12/06/2024	01/22/2025	4.57000	50,000,000.00	49,701,680.56	0.00	MIZUHO SECURITIES USA LLC
NTRD	1430927496	THUNDER BAY FDG 02/28/25	12/05/2024	02/28/2025	4.51000	50,000,000.00	49,467,569.44	0.00	CITIGROUP GLOBAL MRKT INC
NTRD	1430927497	CANCARA ASSETSEC 04/07/25	12/05/2024	04/07/2025	4.53000	50,000,000.00	49,226,125.00	0.00	J.P. MORGAN SECURITIES LLC
NTRD	1430927498	CHARIOT FUNDING 01/21/25	12/05/2024	01/21/2025	4.64000	50,000,000.00	49,697,111.11	0.00	BLAYLOCK VAN, LLC
NTRD	1430927499	TD 03/03/25	12/05/2024	03/03/2025	4.52000	50,000,000.00	49,447,555.56	0.00	GREAT PACIFIC SECURITIES
NTRD	1430927500	PEPSICO 02/28/25	12/05/2024	02/28/2025	4.36000	40,000,000.00	39,588,222.22	0.00	MIZUHO SECURITIES USA LLC
NTRD	1430927501	PEPSICO 02/18/25	12/05/2024	02/18/2025	4.38000	50,000,000.00	49,543,750.00	0.00	SIEBERT WILLIAMS SHANK & CO. LLC
NTRD	1430927502	CANCARA ASSETSEC 04/07/25	12/05/2024	04/07/2025	4.53000	50,000,000.00	49,226,125.00	0.00	J.P. MORGAN SECURITIES LLC
NTRD	1430927503	CHARIOT FUNDING 01/21/25	12/05/2024	01/21/2025	4.64000	50,000,000.00	49,697,111.11	0.00	BLAYLOCK VAN, LLC
NTRD	1430927504	SHEFFIELD RECEIV 03/10/25	12/05/2024	03/10/2025	4.58000	50,000,000.00	49,395,694.44	0.00	J.P. MORGAN SECURITIES LLC
NTRD	1430927506	TD 03/03/25	12/05/2024	03/03/2025	4.52000	50,000,000.00	49,447,555.56	0.00	GREAT PACIFIC SECURITIES
NTRD	1430927508	SHEFFIELD RECEIV 03/10/25	12/05/2024	03/10/2025	4.58000	50,000,000.00	49,395,694.44	0.00	J.P. MORGAN SECURITIES LLC
NTRD	1431864835	CIBC 12/10/24 MATD	12/06/2024	12/10/2024	4.57000	50,000,000.00	49,974,611.11	0.00	J.P. MORGAN SECURITIES LLC
NTRD	1431864838	CREDIT AGRI NY 12/13/24 MATD	12/06/2024	12/13/2024	4.56000	50,000,000.00	49,955,666.67	0.00	MISCHLER FINANCIAL GROUP INC.
NTRD	1431864841	CIBC 12/10/24 MATD	12/06/2024	12/10/2024	4.57000	50,000,000.00	49,974,611.11	0.00	J.P. MORGAN SECURITIES LLC
NTRD	1431864842	CREDIT AGRI NY 12/13/24 MATD	12/06/2024	12/13/2024	4.56000	50,000,000.00	49,955,666.67	0.00	MISCHLER FINANCIAL GROUP INC.
NTRD	1431864844	CIBC 01/31/25	12/06/2024	01/31/2025	4.55000	50,000,000.00	49,646,111.11	0.00	BLAYLOCK VAN, LLC
NTRD	1431864845	CIBC 01/31/25	12/06/2024	01/31/2025	4.55000	50,000,000.00	49,646,111.11	0.00	BLAYLOCK VAN, LLC
NTRD	1431864846	CREDIT AGRI NY 12/13/24 MATD	12/06/2024	12/13/2024	4.56000	50,000,000.00	49,955,666.67	0.00	MISCHLER FINANCIAL GROUP INC.
NTRD	1431864848	CIBC 01/31/25	12/06/2024	01/31/2025	4.55000	50,000,000.00	49,646,111.11	0.00	BLAYLOCK VAN, LLC
NTRD	1431864850	CIBC 01/31/25	12/06/2024	01/31/2025	4.55000	50,000,000.00	49,646,111.11	0.00	BLAYLOCK VAN, LLC
NTRD	1431864861	CIBC 12/10/24 MATD	12/06/2024	12/10/2024	4.57000	50,000,000.00	49,974,611.11	0.00	J.P. MORGAN SECURITIES LLC
NTRD	1431864864	CIBC 12/10/24 MATD	12/06/2024	12/10/2024	4.57000	50,000,000.00	49,974,611.11	0.00	J.P. MORGAN SECURITIES LLC
NTRD	1431864872	TD 03/05/25	12/06/2024	03/05/2025	4.49000	50,000,000.00	49,444,986.11	0.00	LOOP CAPITAL MARKETS, LLC
NTRD	1431864873	AUTOBAHN FUND 02/03/25	12/06/2024	02/03/2025	4.60000	40,000,000.00	39,698,444.44	0.00	CITIGROUP GLOBAL MRKT INC
NTRD	1431864876	TD 03/05/25	12/06/2024	03/05/2025	4.49000	50,000,000.00	49,444,986.11	0.00	LOOP CAPITAL MARKETS, LLC
NTRD	1431864877	CREDIT AGRI NY 12/13/24 MATD	12/06/2024	12/13/2024	4.56000	50,000,000.00	49,955,666.67	0.00	MISCHLER FINANCIAL GROUP INC.
NTRD	1431864881	JOHNSON&JOHNSON 03/07/25	12/06/2024	03/07/2025	4.34000	50,000,000.00	49,451,472.22	0.00	GREAT PACIFIC SECURITIES
NTRD	1431864882	JOHNSON&JOHNSON 03/07/25	12/06/2024	03/07/2025	4.34000	50,000,000.00	49,451,472.22	0.00	GREAT PACIFIC SECURITIES
NTRD	1431869126	UNILEVER CAPITAL 01/27/25	12/10/2024	01/27/2025	4.57000	50,000,000.00	49,695,333.33	0.00	MIZUHO SECURITIES USA LLC
NTRD	1431869127	JOHNSON&JOHNSON 02/05/25	12/06/2024	02/05/2025	4.34000	50,000,000.00	49,632,305.56	0.00	J.P. MORGAN SECURITIES LLC
NTRD	1431869128	JOHNSON&JOHNSON 02/05/25	12/06/2024	02/05/2025	4.34000	25,000,000.00	24,816,152.78	0.00	J.P. MORGAN SECURITIES LLC
NTRD	1431869129	JOHNSON&JOHNSON 02/07/25	12/06/2024	02/07/2025	4.33000	50,000,000.00	49,621,125.00	0.00	MISCHLER FINANCIAL GROUP INC.
NTRD	1431869130	JOHNSON&JOHNSON 02/07/25	12/06/2024	02/07/2025	4.33000	50,000,000.00	49,621,125.00	0.00	MISCHLER FINANCIAL GROUP INC.
NTRD	1432940631	JUPITER SECU 03/07/25	12/09/2024	03/07/2025	4.55000	30,000,000.00	29,666,333.33	0.00	CITIGROUP GLOBAL MRKT INC
NTRD	1432940634	NATIXIS NY 03/10/25	12/09/2024	03/10/2025	4.49000	50,000,000.00	49,432,513.89	0.00	UBS SECURITIES LLC
NTRD	1432940635	TD 02/03/25	12/09/2024	02/03/2025	4.50000	50,000,000.00	49,650,000.00	0.00	BLAYLOCK VAN, LLC
NTRD	1432940636	JUPITER SECU 02/14/25	12/09/2024	02/14/2025	4.58000	50,000,000.00	49,573,805.56	0.00	J.P. MORGAN SECURITIES LLC
NTRD	1432940637	CAFCO 03/07/25	12/09/2024	03/07/2025	4.53000	50,000,000.00	49,446,333.33	0.00	LOOP CAPITAL MARKETS, LLC

LOS ANGELES COUNTY TREASURER
INVESTMENT TRANSACTIONS JOURNAL
PURCHASE DETAIL REPORT
GROUP: POOLED SURPLUS INVESTMENTS
FOR THE PERIOD: DECEMBER 1, 2024 TO DECEMBER 31, 2024
ATTACHMENT VIII

Account	Original Trs ID	Description	Settle Date	Maturity Date	Rate	PAR	Principal	Accr Interest	Broker/Dealer
NTRD	1432940639	ING US FUNDING 12/18/24 MATD	12/09/2024	12/18/2024	4.61000	50,000,000.00	49,942,375.00	0.00	ING FINANCIAL MARKETS LLC
NTRD	1432940643	ING US FUNDING 12/18/24 MATD	12/09/2024	12/18/2024	4.61000	50,000,000.00	49,942,375.00	0.00	ING FINANCIAL MARKETS LLC
NTRD	1432940646	TD 02/03/25	12/09/2024	02/03/2025	4.50000	50,000,000.00	49,650,000.00	0.00	BLAYLOCK VAN, LLC
NTRD	1432940647	JUPITER SECU 02/14/25	12/09/2024	02/14/2025	4.58000	50,000,000.00	49,573,805.56	0.00	J.P. MORGAN SECURITIES LLC
NTRD	1432940649	NATIXIS NY 03/10/25	12/09/2024	03/10/2025	4.49000	50,000,000.00	49,432,513.89	0.00	UBS SECURITIES LLC
NTRD	1432944393	THUNDER BAY FDG 03/10/25	12/09/2024	03/10/2025	4.46000	50,000,000.00	49,436,305.56	0.00	RBC CAPITAL MARKETS, LLC
NTRD	1433711781	UNILEVER CAPITAL 01/27/25	12/10/2024	01/27/2025	4.57000	50,000,000.00	49,695,333.33	0.00	MIZUHO SECURITIES USA LLC
NTRD	1434168048	JUPITER SECU 03/07/25	12/10/2024	03/07/2025	4.50000	47,000,000.00	46,488,875.00	0.00	J.P. MORGAN SECURITIES LLC
NTRD	1434168051	AUTOBAHN FUND 01/09/25 MATD	12/10/2024	01/09/2025	4.55000	50,000,000.00	49,810,416.67	0.00	CITIGROUP GLOBAL MRKT INC
NTRD	1434168054	CIBC 01/31/25	12/10/2024	01/31/2025	4.52500	50,000,000.00	49,673,194.44	0.00	BLAYLOCK VAN, LLC
NTRD	1434168065	TD 02/10/25	12/10/2024	02/10/2025	4.50000	50,000,000.00	49,612,500.00	0.00	AMERICAN EXPRESS CREDIT CORP
NTRD	1434168066	TD 02/10/25	12/10/2024	02/10/2025	4.50000	50,000,000.00	49,612,500.00	0.00	AMERICAN EXPRESS CREDIT CORP
NTRD	1434168067	SHEFFIELD RECEIV 03/12/25	12/10/2024	03/12/2025	4.54000	50,000,000.00	49,419,888.89	0.00	RBC CAPITAL MARKETS, LLC
NTRD	1434168069	ATLANTIC AST SEC 03/10/25	12/10/2024	03/10/2025	4.55000	50,000,000.00	49,431,250.00	0.00	RBC CAPITAL MARKETS, LLC
NTRD	1434171978	FAYETE AST SECUR 03/14/25	12/12/2024	03/14/2025	4.56000	50,000,000.00	49,417,333.33	0.00	RBC CAPITAL MARKETS, LLC
NTRD	1434171979	FAYETE AST SECUR 03/14/25	12/12/2024	03/14/2025	4.56000	50,000,000.00	49,417,333.33	0.00	RBC CAPITAL MARKETS, LLC
NTRD	1435030242	TOYOTA MOTOR CRD 04/17/25	12/11/2024	04/17/2025	4.41000	50,000,000.00	49,222,125.00	0.00	TOYOTA MOTOR CREDIT CORPORATION
NTRD	1435030246	CRC FUNDING 04/29/25	12/11/2024	04/29/2025	4.50000	50,000,000.00	49,131,250.00	0.00	CITIGROUP GLOBAL MRKT INC
NTRD	1435030248	TOYOTA MOTOR CRD 04/17/25	12/11/2024	04/17/2025	4.41000	50,000,000.00	49,222,125.00	0.00	TOYOTA MOTOR CREDIT CORPORATION
NTRD	1435030249	CRC FUNDING 04/29/25	12/11/2024	04/29/2025	4.50000	10,000,000.00	9,826,250.00	0.00	CITIGROUP GLOBAL MRKT INC
NTRD	1435030250	OLD LINE FDG 03/14/25	12/13/2024	03/14/2025	4.46000	50,000,000.00	49,436,305.56	0.00	RBC CAPITAL MARKETS, LLC
NTRD	1435030253	SHEFFIELD RECEIV 03/14/25	12/11/2024	03/14/2025	4.54000	50,000,000.00	49,413,583.33	0.00	J.P. MORGAN SECURITIES LLC
NTRD	1435030255	TOYOTA MOTOR CREDIT CORPORATION 04/16/	12/11/2024	04/16/2025	4.41000	50,000,000.00	49,228,250.00	0.00	TOYOTA MOTOR CREDIT CORPORATION
NTRD	1435030256	THUNDER BAY FDG 03/10/25	12/11/2024	03/10/2025	4.46000	50,000,000.00	49,448,694.44	0.00	BLAYLOCK VAN, LLC
NTRD	1435030259	TOYOTA MOTOR CREDIT CORPORATION 04/16/	12/11/2024	04/16/2025	4.41000	50,000,000.00	49,228,250.00	0.00	TOYOTA MOTOR CREDIT CORPORATION
NTRD	1435030260	OLD LINE FDG 03/14/25	12/13/2024	03/14/2025	4.46000	50,000,000.00	49,436,305.56	0.00	RBC CAPITAL MARKETS, LLC
NTRD	1435815829	MONT BLANC CAPTL 03/14/25	12/12/2024	03/14/2025	4.54000	50,000,000.00	49,419,888.89	0.00	GREAT PACIFIC SECURITIES
NTRD	1435815830	ATLANTIC AST SEC 03/14/25	12/12/2024	03/14/2025	4.52000	50,000,000.00	49,422,444.44	0.00	J.P. MORGAN SECURITIES LLC
NTRD	1435815831	CREDIT AGRY NY 12/13/24 MATD	12/12/2024	12/13/2024	4.55000	50,000,000.00	49,993,680.56	0.00	MISCHLER FINANCIAL GROUP INC.
NTRD	1435815832	NATIXIS NY 03/12/25	12/12/2024	03/12/2025	4.45000	50,000,000.00	49,443,750.00	0.00	LOOP CAPITAL MARKETS, LLC
NTRD	1435815833	ATLANTIC AST SEC 03/17/25	12/12/2024	03/17/2025	4.51000	50,000,000.00	49,404,930.56	0.00	MISCHLER FINANCIAL GROUP INC.
NTRD	1435815834	CREDIT AGRY NY 12/13/24 MATD	12/12/2024	12/13/2024	4.55000	50,000,000.00	49,993,680.56	0.00	MISCHLER FINANCIAL GROUP INC.
NTRD	1435815835	MONT BLANC CAPTL 03/14/25	12/12/2024	03/14/2025	4.55000	18,017,000.00	17,807,502.33	0.00	ING FINANCIAL MARKETS LLC
NTRD	1435815836	MONT BLANC CAPTL 03/14/25	12/12/2024	03/14/2025	4.54000	3,045,000.00	3,009,671.23	0.00	GREAT PACIFIC SECURITIES
NTRD	1435815837	CREDIT AGRY NY 12/13/24 MATD	12/12/2024	12/13/2024	4.55000	50,000,000.00	49,993,680.56	0.00	MISCHLER FINANCIAL GROUP INC.
NTRD	1435815838	SHEFFIELD RECEIV 03/14/25	12/12/2024	03/14/2025	4.54000	50,000,000.00	49,419,888.89	0.00	BLAYLOCK VAN, LLC
NTRD	1435815840	CRC FUNDING 04/30/25	12/12/2024	04/30/2025	4.50000	50,000,000.00	49,131,250.00	0.00	CITIGROUP GLOBAL MRKT INC
NTRD	1435815841	UNILEVER CAPITAL 01/29/25	12/12/2024	01/29/2025	4.55000	48,000,000.00	47,708,800.00	0.00	MIZUHO SECURITIES USA LLC
NTRD	1435815843	CREDIT AGRY NY 12/13/24 MATD	12/12/2024	12/13/2024	4.55000	50,000,000.00	49,993,680.56	0.00	MISCHLER FINANCIAL GROUP INC.
NTRD	1436788380	AUTOBAHN FUND 01/17/25	12/13/2024	01/17/2025	4.55000	50,000,000.00	49,778,819.44	0.00	CITIGROUP GLOBAL MRKT INC
NTRD	1436788382	FAYETE AST SECUR 03/18/25	12/13/2024	03/18/2025	4.53000	40,000,000.00	39,521,833.33	0.00	MISCHLER FINANCIAL GROUP INC.
NTRD	1436788384	SHEFFIELD RECEIV 03/17/25	12/13/2024	03/17/2025	4.53000	50,000,000.00	49,408,583.33	0.00	RBC CAPITAL MARKETS, LLC
NTRD	1436788385	NATIXIS NY 03/17/25	12/13/2024	03/17/2025	4.45000	50,000,000.00	49,419,027.78	0.00	LOOP CAPITAL MARKETS, LLC
NTRD	1436788387	CANCARA ASSETSEC 03/14/25	12/13/2024	03/14/2025	4.48000	50,000,000.00	49,433,777.78	0.00	J.P. MORGAN SECURITIES LLC
NTRD	1436788389	ATLANTIC AST SEC 03/13/25	12/13/2024	03/13/2025	4.52000	50,000,000.00	49,435,000.00	0.00	BLAYLOCK VAN, LLC
NTRD	1438123154	CREDIT AGRY NY 12/17/24 MATD	12/16/2024	12/17/2024	4.55000	35,496,000.00	35,491,513.70	0.00	GREAT PACIFIC SECURITIES
NTRD	1438123156	ATLANTIC AST SEC 03/17/25	12/16/2024	03/17/2025	4.52000	40,000,000.00	39,542,977.78	0.00	BLAYLOCK VAN, LLC
NTRD	1438132285	MONT BLANC CAPTL 04/15/25	12/16/2024	04/15/2025	4.50000	50,000,000.00	49,250,000.00	0.00	CITIGROUP GLOBAL MRKT INC
NTRD	1438132286	SHEFFIELD RECEIV 03/21/25	12/16/2024	03/21/2025	4.52000	50,000,000.00	49,403,611.11	0.00	GREAT PACIFIC SECURITIES
NTRD	1438132287	CANCARA ASSETSEC 03/19/25	12/16/2024	03/19/2025	4.48000	40,000,000.00	39,537,066.67	0.00	J.P. MORGAN SECURITIES LLC
NTRD	1438132289	MONT BLANC CAPTL 04/15/25	12/16/2024	04/15/2025	4.50000	20,000,000.00	19,700,000.00	0.00	CITIGROUP GLOBAL MRKT INC
NTRD	1440021925	ATLANTIC AST SEC 03/21/25	12/17/2024	03/21/2025	4.51000	50,000,000.00	49,411,194.44	0.00	BLAYLOCK VAN, LLC
NTRD	1440021927	OLD LINE FDG 02/21/25	12/17/2024	02/21/2025	4.46000	50,000,000.00	49,591,166.67	0.00	RBC CAPITAL MARKETS, LLC
NTRD	1440021932	AUTOBAHN FUND 01/24/25	12/17/2024	01/24/2025	4.50000	49,750,000.00	49,513,687.50	0.00	J.P. MORGAN SECURITIES LLC
NTRD	1440021933	SHEFFIELD RECEIV 03/20/25	12/17/2024	03/20/2025	4.52000	50,000,000.00	49,416,166.67	0.00	LOOP CAPITAL MARKETS, LLC
NTRD	1440039265	ING US FUNDING 06/18/25	12/18/2024	06/18/2025	4.48000	50,000,000.00	48,867,555.56	0.00	ING FINANCIAL MARKETS LLC
NTRD	1440039266	ING US FUNDING 06/18/25	12/18/2024	06/18/2025	4.48000	50,000,000.00	48,867,555.56	0.00	ING FINANCIAL MARKETS LLC
NTRD	1441039041	AUTOBAHN FUND 01/17/25	12/18/2024	01/17/2025	4.45000	50,000,000.00	49,814,583.33	0.00	BLAYLOCK VAN, LLC
NTRD	1441039042	CREDIT AGRY NY 02/28/25	12/18/2024	02/28/2025	4.33000	50,000,000.00	49,567,000.00	0.00	GREAT PACIFIC SECURITIES
NTRD	1441039043	CANCARA ASSETSEC 03/19/25	12/18/2024	03/19/2025	4.45000	50,000,000.00	49,437,569.44	0.00	J.P. MORGAN SECURITIES LLC

LOS ANGELES COUNTY TREASURER
INVESTMENT TRANSACTIONS JOURNAL
PURCHASE DETAIL REPORT
GROUP: POOLED SURPLUS INVESTMENTS
FOR THE PERIOD: DECEMBER 1, 2024 TO DECEMBER 31, 2024
ATTACHMENT VIII

Account	Original Trs ID	Description	Settle Date	Maturity Date	Rate	PAR	Principal	Accr Interest	Broker/Dealer
NTRD	1441039044	OLD LINE FDG 03/19/25	12/18/2024	03/19/2025	4.45000	50,000,000.00	49,437,569.44	0.00	RBC CAPITAL MARKETS, LLC
NTRD	1441040410	THUNDER BAY FDG 03/21/25	12/19/2024	03/21/2025	4.45000	50,000,000.00	49,431,388.89	0.00	RBC CAPITAL MARKETS, LLC
NTRD	1441950966	AUTOBAHN FUND 02/04/25	12/19/2024	02/04/2025	4.41000	50,000,000.00	49,712,125.00	0.00	LOOP CAPITAL MARKETS, LLC
NTRD	1441950967	CREDIT AGRI NY 12/20/24 MATD	12/19/2024	12/20/2024	4.30000	50,000,000.00	49,994,027.78	0.00	MISCHLER FINANCIAL GROUP INC.
NTRD	1441950968	CREDIT AGRI NY 12/20/24 MATD	12/19/2024	12/20/2024	4.30000	50,000,000.00	49,994,027.78	0.00	MISCHLER FINANCIAL GROUP INC.
NTRD	1441950969	NATIXIS NY 04/04/25	12/19/2024	04/04/2025	4.40000	50,000,000.00	49,352,222.22	0.00	BLAYLOCK VAN, LLC
NTRD	1441950973	NATIXIS NY 04/04/25	12/19/2024	04/04/2025	4.40000	50,000,000.00	49,352,222.22	0.00	BANCROFT CAPITAL, LLC
NTRD	1441955200	FAYETE AST SECUR 03/21/25	12/20/2024	03/21/2025	4.51000	50,000,000.00	49,429,986.11	0.00	J.P. MORGAN SECURITIES LLC
NTRD	1441955201	CREDIT AGRI NY 03/19/25	12/19/2024	03/19/2025	4.44000	50,000,000.00	49,445,000.00	0.00	MISCHLER FINANCIAL GROUP INC.
NTRD	1441955202	FAYETE AST SECUR 03/21/25	12/20/2024	03/21/2025	4.51000	50,000,000.00	49,429,986.11	0.00	BLAYLOCK VAN, LLC
NTRD	1442823080	CIESCO 05/05/25	12/20/2024	05/05/2025	4.45000	50,000,000.00	49,159,444.44	0.00	BLAYLOCK VAN, LLC
NTRD	1442823081	OLD LINE FDG 03/21/25	12/20/2024	03/21/2025	4.44000	50,000,000.00	49,438,833.33	0.00	RBC CAPITAL MARKETS, LLC
NTRD	1442823082	CAFCO 05/05/25	12/20/2024	05/05/2025	4.45000	50,000,000.00	49,159,444.44	0.00	BLAYLOCK VAN, LLC
NTRD	1442823083	OLD LINE FDG 03/21/25	12/20/2024	03/21/2025	4.44000	5,000,000.00	4,943,883.33	0.00	RBC CAPITAL MARKETS, LLC
NTRD	1442823085	SHEFFIELD RECEIV 03/21/25	12/20/2024	03/21/2025	4.49000	50,000,000.00	49,432,513.89	0.00	LOOP CAPITAL MARKETS, LLC
NTRD	1442823086	CAFCO 05/05/25	12/20/2024	05/05/2025	4.45000	50,000,000.00	49,159,444.44	0.00	BLAYLOCK VAN, LLC
NTRD	1442823087	CIESCO 05/05/25	12/20/2024	05/05/2025	4.45000	50,000,000.00	49,159,444.44	0.00	BLAYLOCK VAN, LLC
NTRD	1444194156	CAFCO 05/07/25	12/23/2024	05/07/2025	4.45000	50,000,000.00	49,165,625.00	0.00	CITIGROUP GLOBAL MRKT INC
NTRD	1444194157	CRC FUNDING 05/07/25	12/23/2024	05/07/2025	4.45000	25,000,000.00	24,582,812.50	0.00	J.P. MORGAN SECURITIES LLC
NTRD	1444194165	CAFCO 05/07/25	12/23/2024	05/07/2025	4.45000	50,000,000.00	49,165,625.00	0.00	CITIGROUP GLOBAL MRKT INC
NTRD	1444194166	CRC FUNDING 05/07/25	12/23/2024	05/07/2025	4.45000	50,000,000.00	49,165,625.00	0.00	J.P. MORGAN SECURITIES LLC
NTRD	1444194168	CAFCO 05/09/25	12/24/2024	05/09/2025	4.45000	50,000,000.00	49,159,444.44	0.00	J.P. MORGAN SECURITIES LLC
NTRD	1444194169	SHEFFIELD RECEIV 03/28/25	12/23/2024	03/28/2025	4.47000	50,000,000.00	49,410,208.33	0.00	LOOP CAPITAL MARKETS, LLC
NTRD	1444194170	CAFCO 05/09/25	12/24/2024	05/09/2025	4.45000	25,000,000.00	24,579,722.22	0.00	J.P. MORGAN SECURITIES LLC
NTRD	1444194651	TD 02/28/25	12/23/2024	02/28/2025	4.47000	50,000,000.00	49,584,041.67	0.00	BLAYLOCK VAN, LLC
NTRD	1444194652	TD 02/28/25	12/23/2024	02/28/2025	4.47000	50,000,000.00	49,584,041.67	0.00	BLAYLOCK VAN, LLC
NTRD	1445666983	THUNDER BAY FDG 02/25/25	12/27/2024	02/25/2025	4.43000	50,000,000.00	49,630,833.33	0.00	RBC CAPITAL MARKETS, LLC
NTRD	1445666984	TD 03/03/25	12/26/2024	03/03/2025	4.46000	50,000,000.00	49,584,972.22	0.00	GREAT PACIFIC SECURITIES
NTRD	1445666985	AUTOBAHN FUND 01/31/25	12/27/2024	01/31/2025	4.39000	50,000,000.00	49,786,597.22	0.00	GREAT PACIFIC SECURITIES
NTRD	1445666987	TD 03/03/25	12/26/2024	03/03/2025	4.46000	50,000,000.00	49,584,972.22	0.00	GREAT PACIFIC SECURITIES
NTRD	1445666991	THUNDER BAY FDG 02/25/25	12/27/2024	02/25/2025	4.43000	50,000,000.00	49,630,833.33	0.00	RBC CAPITAL MARKETS, LLC
NTRD	1447478240	CREDIT AGRI NY 03/05/25	12/27/2024	03/05/2025	4.30000	50,000,000.00	49,593,888.89	0.00	GREAT PACIFIC SECURITIES
NTRD	1447478241	CREDIT AGRI NY 12/30/24 MATD	12/27/2024	12/30/2024	4.30000	50,000,000.00	49,982,083.33	0.00	GREAT PACIFIC SECURITIES
NTRD	1447478243	CREDIT AGRI NY 12/30/24 MATD	12/27/2024	12/30/2024	4.30000	50,000,000.00	49,982,083.33	0.00	GREAT PACIFIC SECURITIES
NTRD	1447478244	CREDIT AGRI NY 12/30/24 MATD	12/27/2024	12/30/2024	4.30000	50,000,000.00	49,982,083.33	0.00	GREAT PACIFIC SECURITIES
NTRD	1447478245	CREDIT AGRI NY 12/30/24 MATD	12/27/2024	12/30/2024	4.30000	50,000,000.00	49,982,083.33	0.00	GREAT PACIFIC SECURITIES
NTRD	1447478248	CREDIT AGRI NY 03/05/25	12/27/2024	03/05/2025	4.30000	50,000,000.00	49,593,888.89	0.00	GREAT PACIFIC SECURITIES
NTRD	1447478254	CREDIT AGRI NY 12/30/24 MATD	12/27/2024	12/30/2024	4.30000	50,000,000.00	49,982,083.33	0.00	J.P. MORGAN SECURITIES LLC
NTRD	1447478260	CREDIT AGRI NY 12/30/24 MATD	12/27/2024	12/30/2024	4.30000	50,000,000.00	49,982,083.33	0.00	J.P. MORGAN SECURITIES LLC
NTRD	1447478263	CREDIT AGRI NY 12/30/24 MATD	12/27/2024	12/30/2024	4.30000	50,000,000.00	49,982,083.33	0.00	J.P. MORGAN SECURITIES LLC
NTRD	1447478265	CREDIT AGRI NY 12/30/24 MATD	12/27/2024	12/30/2024	4.30000	50,000,000.00	49,982,083.33	0.00	J.P. MORGAN SECURITIES LLC
NTRD	1447492255	UNILEVER CAPITAL 01/30/25	12/30/2024	01/30/2025	4.33000	50,000,000.00	49,813,569.44	0.00	MIZUHO SECURITIES USA LLC
NTRD	1447492257	UNILEVER CAPITAL 01/30/25	12/30/2024	01/30/2025	4.33000	50,000,000.00	49,813,569.44	0.00	MIZUHO SECURITIES USA LLC
NTRD	1448405756	CREDIT AGRI NY 03/07/25	12/30/2024	03/07/2025	4.29000	50,000,000.00	49,600,791.67	0.00	BLAYLOCK VAN, LLC
NTRD	1448405760	CREDIT AGRI NY 03/07/25	12/30/2024	03/07/2025	4.29000	50,000,000.00	49,600,791.67	0.00	BLAYLOCK VAN, LLC
NTRD	1448405761	OLD LINE FDG 02/28/25	12/31/2024	02/28/2025	4.43000	50,000,000.00	49,636,986.11	0.00	RBC CAPITAL MARKETS, LLC
NTRD	1449506068	CRC FUNDING 05/08/25	12/31/2024	05/08/2025	4.41000	50,000,000.00	49,216,000.00	0.00	LOOP CAPITAL MARKETS, LLC
NTRD	1449506072	CAFCO 05/12/25	12/31/2024	05/12/2025	4.42000	50,000,000.00	49,189,666.67	0.00	CITIGROUP GLOBAL MRKT INC
NTRD	1449506076	CIESCO 06/04/25	12/31/2024	06/04/2025	4.40000	50,000,000.00	49,052,777.78	0.00	BLAYLOCK VAN, LLC
	CPD TOTAL					8,159,308,000.00	8,084,101,686.10	0.00	
NTRD	1441083733	LAC-CAL BAN	12/18/2024	06/30/2027	4.82500	5,000,000.00	5,000,000.00	0.00	N/A
	LAC CAL BAN TOTAL					5,000,000.00	5,000,000.00	0.00	
NTRD	1426900071	US TREASURY BILL 03/13/25	12/02/2024	03/13/2025	4.36500	50,000,000.00	49,387,687.50	0.00	DAIWA CAPITAL MARKETS AMERICA INC.
NTRD	1426900072	US TREASURY BILL 03/13/25	12/02/2024	03/13/2025	4.36500	50,000,000.00	49,387,687.50	0.00	DAIWA CAPITAL MARKETS AMERICA INC.
NTRD	1426900073	US TREASURY BILL 03/13/25	12/02/2024	03/13/2025	4.34500	20,583,000.00	20,332,090.37	0.00	FHN FINANCIAL CAPITAL MARKETS
NTRD	1426900074	US TREASURY BILL 03/13/25	12/02/2024	03/13/2025	4.34500	50,000,000.00	49,390,493.06	0.00	FHN FINANCIAL CAPITAL MARKETS
NTRD	1430045074	US TREASURY BILL 03/13/25	12/04/2024	03/13/2025	4.30500	50,000,000.00	49,408,062.50	0.00	DAIWA CAPITAL MARKETS AMERICA INC.
NTRD	1430045076	US TREASURY BILL 03/06/25	12/04/2024	03/06/2025	4.31400	30,873,000.00	30,532,635.47	0.00	US BANCORP ADVISORS

LOS ANGELES COUNTY TREASURER
INVESTMENT TRANSACTIONS JOURNAL
PURCHASE DETAIL REPORT
GROUP: POOLED SURPLUS INVESTMENTS
FOR THE PERIOD: DECEMBER 1, 2024 TO DECEMBER 31, 2024
ATTACHMENT VIII

Account	Original Trs ID	Description	Settle Date	Maturity Date	Rate	PAR	Principal	Accr Interest	Broker/Dealer
NTRD	1430045077	US TREASURY BILL 03/13/25	12/04/2024	03/13/2025	4.30500	50,000,000.00	49,408,062.50	0.00	DAIWA CAPITAL MARKETS AMERICA INC.
NTRD	1430927495	US TREASURY BILL 03/06/25	12/05/2024	03/06/2025	4.31000	21,679,000.00	21,442,813.32	0.00	AMERICAN EXPRESS CREDIT CORP
NTRD	1430927505	US TREASURY BILL 03/06/25	12/05/2024	03/06/2025	4.31000	50,000,000.00	49,455,263.89	0.00	AMERICAN EXPRESS CREDIT CORP
NTRD	1431864836	US TREASURY BILL 03/25/25	12/06/2024	03/25/2025	4.26000	50,000,000.00	49,355,083.33	0.00	PIPER SANDLER COMPANIES
NTRD	1431864840	US TREASURY BILL 03/25/25	12/06/2024	03/25/2025	4.26000	50,000,000.00	49,355,083.33	0.00	PIPER SANDLER COMPANIES
NTRD	1431864854	US TREASURY BILL 03/06/25	12/06/2024	03/06/2025	4.30000	50,000,000.00	49,462,500.00	0.00	DAIWA CAPITAL MARKETS AMERICA INC.
NTRD	1431864855	US TREASURY BILL 03/13/25	12/06/2024	03/13/2025	4.26000	50,000,000.00	49,426,083.33	0.00	KEYBANC CAPITAL MARKETS INC.
NTRD	1431864858	US TREASURY BILL 03/25/25	12/06/2024	03/25/2025	4.26000	50,000,000.00	49,355,083.33	0.00	PIPER SANDLER COMPANIES
NTRD	1431864860	US TREASURY BILL 03/25/25	12/06/2024	03/25/2025	4.26000	50,000,000.00	49,355,083.33	0.00	PIPER SANDLER COMPANIES
NTRD	1431864862	US TREASURY BILL 03/13/25	12/06/2024	03/13/2025	4.26000	50,000,000.00	49,426,083.33	0.00	KEYBANC CAPITAL MARKETS INC.
NTRD	1431864863	US TREASURY BILL 03/25/25	12/06/2024	03/25/2025	4.27000	50,000,000.00	49,353,569.44	0.00	WELLS FARGO
NTRD	1431864865	US TREASURY BILL 03/25/25	12/06/2024	03/25/2025	4.27000	40,222,000.00	39,701,985.40	0.00	WELLS FARGO
NTRD	1431864866	US TREASURY BILL 03/06/25	12/06/2024	03/06/2025	4.30000	50,000,000.00	49,462,500.00	0.00	DAIWA CAPITAL MARKETS AMERICA INC.
NTRD	1431864867	US TREASURY BILL 01/16/25	12/06/2024	01/16/2025	4.31000	50,000,000.00	49,754,569.44	0.00	FHN FINANCIAL CAPITAL MARKETS
NTRD	1431864868	US TREASURY BILL 01/16/25	12/06/2024	01/16/2025	4.31000	50,000,000.00	49,754,569.44	0.00	FHN FINANCIAL CAPITAL MARKETS
NTRD	1431864869	US TREASURY BILL 01/16/25	12/06/2024	01/16/2025	4.31000	50,000,000.00	49,754,569.44	0.00	FHN FINANCIAL CAPITAL MARKETS
NTRD	1431864870	US TREASURY BILL 01/16/25	12/06/2024	01/16/2025	4.31000	50,000,000.00	49,754,569.44	0.00	FHN FINANCIAL CAPITAL MARKETS
NTRD	1431864871	US TREASURY BILL 03/06/25	12/06/2024	03/06/2025	4.30000	50,000,000.00	49,462,500.00	0.00	DAIWA CAPITAL MARKETS AMERICA INC.
NTRD	1431864878	US TREASURY BILL 03/06/25	12/06/2024	03/06/2025	4.30000	50,000,000.00	49,462,500.00	0.00	DAIWA CAPITAL MARKETS AMERICA INC.
NTRD	1431864880	US TREASURY BILL 03/06/25	12/06/2024	03/06/2025	4.30000	50,000,000.00	49,462,500.00	0.00	DAIWA CAPITAL MARKETS AMERICA INC.
NTRD	1431864883	US TREASURY BILL 02/25/25	12/06/2024	02/25/2025	4.26500	50,000,000.00	49,520,187.50	0.00	US BANCORP ADVISORS
NTRD	1431864884	US TREASURY BILL 02/25/25	12/06/2024	02/25/2025	4.26500	50,000,000.00	49,520,187.50	0.00	US BANCORP ADVISORS
NTRD	1431864887	US TREASURY BILL 03/06/25	12/06/2024	03/06/2025	4.30000	50,000,000.00	49,462,500.00	0.00	DAIWA CAPITAL MARKETS AMERICA INC.
NTRD	1432940632	US TREASURY BILL 03/25/25	12/09/2024	03/25/2025	4.27000	50,000,000.00	49,371,361.11	0.00	US BANCORP ADVISORS
NTRD	1432940638	US TREASURY BILL 03/18/25	12/09/2024	03/18/2025	4.26500	24,009,000.00	23,727,404.44	0.00	WELLS FARGO
NTRD	1432940640	US TREASURY BILL 04/01/25	12/09/2024	04/01/2025	4.25000	50,000,000.00	49,332,986.11	0.00	FHN FINANCIAL CAPITAL MARKETS
NTRD	1432940641	US TREASURY BILL 04/01/25	12/09/2024	04/01/2025	4.25000	50,000,000.00	49,332,986.11	0.00	FHN FINANCIAL CAPITAL MARKETS
NTRD	1432940642	US TREASURY BILL 03/18/25	12/09/2024	03/18/2025	4.26500	50,000,000.00	49,413,562.50	0.00	WELLS FARGO
NTRD	1432940645	US TREASURY BILL 04/01/25	12/09/2024	04/01/2025	4.25000	50,000,000.00	49,332,986.11	0.00	FHN FINANCIAL CAPITAL MARKETS
NTRD	1432940648	US TREASURY BILL 03/25/25	12/09/2024	03/25/2025	4.27000	50,000,000.00	49,371,361.11	0.00	US BANCORP ADVISORS
NTRD	1432940651	US TREASURY BILL 04/01/25	12/09/2024	04/01/2025	4.25000	50,000,000.00	49,332,986.11	0.00	FHN FINANCIAL CAPITAL MARKETS
NTRD	1434168049	US TREASURY BILL 04/01/25	12/10/2024	04/01/2025	4.25500	50,000,000.00	49,338,111.11	0.00	DAIWA CAPITAL MARKETS AMERICA INC.
NTRD	1434168053	US TREASURY BILL 04/01/25	12/10/2024	04/01/2025	4.25500	50,000,000.00	49,338,111.11	0.00	DAIWA CAPITAL MARKETS AMERICA INC.
NTRD	1434168058	US TREASURY BILL 04/01/25	12/10/2024	04/01/2025	4.25500	50,000,000.00	49,338,111.11	0.00	DAIWA CAPITAL MARKETS AMERICA INC.
NTRD	1434168059	US TREASURY BILL 04/01/25	12/10/2024	04/01/2025	4.26000	50,000,000.00	49,337,333.33	0.00	WELLS FARGO
NTRD	1434168060	US TREASURY BILL 04/01/25	12/10/2024	04/01/2025	4.25500	50,000,000.00	49,338,111.11	0.00	DAIWA CAPITAL MARKETS AMERICA INC.
NTRD	1434168070	US TREASURY BILL 04/01/25	12/10/2024	04/01/2025	4.26000	50,000,000.00	49,337,333.33	0.00	WELLS FARGO
NTRD	1434168071	US TREASURY BILL 04/01/25	12/10/2024	04/01/2025	4.26000	50,000,000.00	49,337,333.33	0.00	WELLS FARGO
NTRD	1434168072	US TREASURY BILL 04/01/25	12/10/2024	04/01/2025	4.26000	50,000,000.00	49,337,333.33	0.00	WELLS FARGO
NTRD	1435030240	US TREASURY BILL 03/11/25	12/11/2024	03/11/2025	4.23200	50,000,000.00	49,471,000.00	0.00	US BANCORP ADVISORS
NTRD	1435030241	US TREASURY BILL 03/11/25	12/11/2024	03/11/2025	4.23200	50,000,000.00	49,471,000.00	0.00	US BANCORP ADVISORS
NTRD	1435030243	US TREASURY BILL 03/11/25	12/11/2024	03/11/2025	4.23200	50,000,000.00	49,471,000.00	0.00	US BANCORP ADVISORS
NTRD	1435030244	US TREASURY BILL 03/18/25	12/11/2024	03/18/2025	4.21000	50,000,000.00	49,432,819.44	0.00	PIPER SANDLER COMPANIES
NTRD	1435030247	US TREASURY BILL 03/11/25	12/11/2024	03/11/2025	4.23200	50,000,000.00	49,471,000.00	0.00	US BANCORP ADVISORS
NTRD	1435030251	US TREASURY BILL 03/18/25	12/11/2024	03/18/2025	4.21000	50,000,000.00	49,432,819.44	0.00	PIPER SANDLER COMPANIES
NTRD	1438123157	US TREASURY BILL 03/13/25	12/16/2024	03/13/2025	4.21500	50,000,000.00	49,490,687.50	0.00	DAIWA CAPITAL MARKETS AMERICA INC.
NTRD	1438123158	US TREASURY BILL 03/13/25	12/16/2024	03/13/2025	4.21500	50,000,000.00	49,490,687.50	0.00	DAIWA CAPITAL MARKETS AMERICA INC.
NTRD	1440021930	US TREASURY BILL 03/20/25	12/17/2024	03/20/2025	4.17500	37,614,000.00	37,208,317.34	0.00	PIPER SANDLER COMPANIES
NTRD	1440021934	US TREASURY BILL 03/20/25	12/17/2024	03/20/2025	4.17500	50,000,000.00	49,460,729.17	0.00	PIPER SANDLER COMPANIES
NTRD	1441039040	US TREASURY BILL 03/20/25	12/18/2024	03/20/2025	4.22000	50,000,000.00	49,460,777.78	0.00	US BANCORP ADVISORS
NTRD	1441039046	US TREASURY BILL 03/20/25	12/18/2024	03/20/2025	4.22000	50,000,000.00	49,460,777.78	0.00	US BANCORP ADVISORS
NTRD	1442823084	US TREASURY BILL 04/15/25	12/20/2024	04/15/2025	4.19500	50,000,000.00	49,324,138.89	0.00	DAIWA CAPITAL MARKETS AMERICA INC.
NTRD	1444194160	US TREASURY BILL 04/15/25	12/23/2024	04/15/2025	4.18000	50,000,000.00	49,343,972.22	0.00	UBS SECURITIES LLC
NTRD	1444194167	US TREASURY BILL 04/15/25	12/23/2024	04/15/2025	4.18000	50,000,000.00	49,343,972.22	0.00	UBS SECURITIES LLC
NTRD	1444891768	US TREASURY BILL 04/22/25	12/24/2024	04/22/2025	4.22000	50,000,000.00	49,302,527.78	0.00	WELLS FARGO
NTRD	1444891770	US TREASURY BILL 04/22/25	12/24/2024	04/22/2025	4.22000	50,000,000.00	49,302,527.78	0.00	WELLS FARGO
NTRD	1445666977	US TREASURY BILL 04/22/25	12/26/2024	04/22/2025	4.20000	50,000,000.00	49,317,500.00	0.00	FHN FINANCIAL CAPITAL MARKETS
NTRD	1445666979	US TREASURY BILL 04/15/25	12/26/2024	04/15/2025	4.20000	50,000,000.00	49,358,333.33	0.00	KEYBANC CAPITAL MARKETS INC.
NTRD	1445666980	US TREASURY BILL 04/15/25	12/26/2024	04/15/2025	4.20000	50,000,000.00	49,358,333.33	0.00	KEYBANC CAPITAL MARKETS INC.
NTRD	1445666981	US TREASURY BILL 04/22/25	12/26/2024	04/22/2025	4.20000	50,000,000.00	49,317,500.00	0.00	FHN FINANCIAL CAPITAL MARKETS

LOS ANGELES COUNTY TREASURER
INVESTMENT TRANSACTIONS JOURNAL
PURCHASE DETAIL REPORT
GROUP: POOLED SURPLUS INVESTMENTS
FOR THE PERIOD: DECEMBER 1, 2024 TO DECEMBER 31, 2024
ATTACHMENT VIII

Account	Original Trs ID	Description	Settle Date	Maturity Date	Rate	PAR	Principal	Accr Interest	Broker/Dealer
NTRD	1445666986	US TREASURY BILL 03/20/25	12/26/2024	03/20/2025	4.20500	33,277,000.00	32,950,497.17	0.00	US BANCORP ADVISORS
NTRD	1447478242	US TREASURY BILL 03/27/25	12/27/2024	03/27/2025	4.19000	50,000,000.00	49,476,250.00	0.00	J.P. MORGAN SECURITIES LLC
NTRD	1447478246	US TREASURY BILL 03/27/25	12/27/2024	03/27/2025	4.19000	50,000,000.00	49,476,250.00	0.00	J.P. MORGAN SECURITIES LLC
NTRD	1447478247	US TREASURY BILL 05/01/25	12/27/2024	05/01/2025	4.13000	50,000,000.00	49,282,986.11	0.00	DAIWA CAPITAL MARKETS AMERICA INC.
NTRD	1447478250	US TREASURY BILL 03/27/25	12/27/2024	03/27/2025	4.19000	50,000,000.00	49,476,250.00	0.00	J.P. MORGAN SECURITIES LLC
NTRD	1447478251	US TREASURY BILL 05/01/25	12/27/2024	05/01/2025	4.13000	50,000,000.00	49,282,986.11	0.00	DAIWA CAPITAL MARKETS AMERICA INC.
NTRD	1447478252	US TREASURY BILL 03/27/25	12/27/2024	03/27/2025	4.19000	50,000,000.00	49,476,250.00	0.00	J.P. MORGAN SECURITIES LLC
NTRD	1447478253	US TREASURY BILL 04/22/25	12/27/2024	04/22/2025	4.18000	50,000,000.00	49,326,555.56	0.00	PIPER SANDLER COMPANIES
NTRD	1447478255	US TREASURY BILL 04/22/25	12/27/2024	04/22/2025	4.18000	50,000,000.00	49,326,555.56	0.00	PIPER SANDLER COMPANIES
NTRD	1447478256	US TREASURY BILL 04/17/25	12/27/2024	04/17/2025	4.14500	50,000,000.00	49,360,979.17	0.00	WELLS FARGO
NTRD	1447478258	US TREASURY BILL 04/17/25	12/27/2024	04/17/2025	4.14500	50,000,000.00	49,360,979.17	0.00	WELLS FARGO
NTRD	1447478259	US TREASURY BILL 04/22/25	12/27/2024	04/22/2025	4.18000	50,000,000.00	49,326,555.56	0.00	PIPER SANDLER COMPANIES
NTRD	1447478264	US TREASURY BILL 04/22/25	12/27/2024	04/22/2025	4.18000	50,000,000.00	49,326,555.56	0.00	PIPER SANDLER COMPANIES
NTRD	1448405757	US TREASURY BILL 04/22/25	12/30/2024	04/22/2025	4.14000	50,000,000.00	49,350,250.00	0.00	PIPER SANDLER COMPANIES
NTRD	1448405762	US TREASURY BILL 04/22/25	12/30/2024	04/22/2025	4.14000	50,000,000.00	49,350,250.00	0.00	PIPER SANDLER COMPANIES
NTRD	1449506070	US TREASURY BILL 04/29/25	12/31/2024	04/29/2025	4.14000	50,000,000.00	49,315,750.00	0.00	J.P. MORGAN SECURITIES LLC
NTRD	1449506073	US TREASURY BILL 01/07/25 MATD	12/31/2024	01/07/2025	4.05000	31,991,000.00	31,965,807.09	0.00	J.P. MORGAN SECURITIES LLC
NTRD	1449506074	US TREASURY BILL 04/29/25	12/31/2024	04/29/2025	4.14000	50,000,000.00	49,315,750.00	0.00	J.P. MORGAN SECURITIES LLC
US TBILLS TOTAL							4,040,248,000.00	3,992,861,793.61	0.00
NTRD- PSI TOTAL							17,659,212,000.00	17,504,806,372.02	0.00
PSI TOTAL							17,659,212,000.00	17,504,806,372.02	0.00

LOS ANGELES COUNTY TREASURER
INVESTMENT TRANSACTIONS JOURNAL
PURCHASE DETAIL REPORT
GROUP: SPECIFIC PURPOSE INVESTMENTS
FOR THE PERIOD: DECEMBER 1, 2024 TO DECEMBER 31, 2024
ATTACHMENT VIII

Account	Original Trs ID	Description	Settle Date	Maturity Date	Rate	PAR	Principal	Accr Interest	Broker/Dealer
SPI	1449505358	US TREASURY BILL 06/26/25	12/31/2024	06/26/2025	4.11000	20,000,000.00	19,595,850.00	0.00	PIPER SANDLER COMPANIES
SPI	1449505359	US TREASURY BILL 06/26/25	12/31/2024	06/26/2025	4.11000	10,000,000.00	9,797,925.00	0.00	PIPER SANDLER COMPANIES
SPI	1449505360	US TREASURY BILL 06/26/25	12/31/2024	06/26/2025	4.11000	20,000,000.00	19,595,850.00	0.00	PIPER SANDLER COMPANIES
SPI	1449505361	US TREASURY BILL 06/26/25	12/31/2024	06/26/2025	4.11000	30,000,000.00	29,393,775.00	0.00	PIPER SANDLER COMPANIES
SPI TOTAL						80,000,000.00	78,383,400.00	0.00	
SPI TOTAL						80,000,000.00	78,383,400.00	0.00	

LOS ANGELES COUNTY TREASURER
INVESTMENT TRANSACTIONS JOURNAL
CALLS-SALES REPORT
GROUP: POOLED SURPLUS INVESTMENTS
FOR THE PERIOD: DECEMBER 1, 2024 TO DECEMBER 31, 2024
ATTACHMENT VIII

Account	Original Trs ID	Description	CUSIP	Transaction Type	Settle Date	Maturity Date	Rate	PAR	Principal	Interest	Settlement Amount
NTRD	1435827822	FEDERAL HOME LOAN MORTGAGE CORP	3134H1LQ4	Call Redemption	12/18/2024	12/18/2026	5.28000	50,000,000.00	50,000,000.00	-	50,000,000.00
NTRD	1435827823	FEDERAL HOME LOAN MORTGAGE CORP	3134H1LQ4	Coupon	12/18/2024	12/18/2026	5.28000	-	-	1,320,000.00	1,320,000.00
NTRD	1435827749	FEDERAL HOME LOAN MORTGAGE CORP	3134H1LU5	Call Redemption	12/18/2024	12/18/2026	5.34000	25,000,000.00	25,000,000.00	-	25,000,000.00
NTRD	1440518686	FEDERAL HOME LOAN MORTGAGE CORP	3134H1LU5	Coupon	12/18/2024	12/18/2026	5.34000	-	-	667,500.00	667,500.00
NTRD	1444195223	FEDERAL HOME LOAN MORTGAGE CORP	3134H13E1	Call Redemption	12/27/2024	06/27/2029	5.62500	50,000,000.00	50,000,000.00	-	50,000,000.00
NTRD	1446558777	FEDERAL HOME LOAN MORTGAGE CORP	3134H13E1	Coupon	12/27/2024	06/27/2029	5.62500	-	-	1,406,250.00	1,406,250.00
NTRD	1444195226	FEDERAL HOME LOAN MORTGAGE CORP	3134H13D3	Call Redemption	12/27/2024	06/27/2029	5.62500	50,000,000.00	50,000,000.00	-	50,000,000.00
NTRD	1446558781	FEDERAL HOME LOAN MORTGAGE CORP	3134H13D3	Coupon	12/27/2024	06/27/2029	5.62500	-	-	1,406,250.00	1,406,250.00
NTRD	1448092879	FEDERAL HOME LOAN MORTGAGE CORP	3134H13M3	Call Redemption	12/27/2024	06/27/2029	5.63000	50,000,000.00	50,000,000.00	-	50,000,000.00
NTRD	1448092880	FEDERAL HOME LOAN MORTGAGE CORP	3134H13L5	Call Redemption	12/27/2024	06/27/2029	5.62500	50,000,000.00	50,000,000.00	-	50,000,000.00
NTRD-PSI TOTAL								275,000,000.00	275,000,000.00	4,800,000.00	279,800,000.00
PSI TOTAL								275,000,000.00	275,000,000.00	4,800,000.00	279,800,000.00

LOS ANGELES COUNTY TREASURER
 INVESTMENT TRANSACTIONS JOURNAL
 CALLS-SALES REPORT
 GROUP: SPECIFIC PURPOSE INVESTMENTS
 FOR THE PERIOD: DECEMBER 1, 2024 TO DECEMBER 31, 2024
 ATTACHMENT VIII

Account	Original Trs ID	Description	CUSIP	Transaction Type	Settle Date	Maturity Date	Rate	PAR	Principal	Interest	Settlement Amount
SPI	1426971154	RPV TAX ALLOCATION BOND 1997	35272RPVLAC	Principal Paydown	12/02/2024	12/02/2027	5.00000	450,000.00	450,000.00	-	450,000.00
SPI	1426553018	RPV TAX ALLOCATION BOND 1997	35272RPVLAC	Coupon	12/02/2024	12/02/2027	5.00000	-	-	51,500.00	51,500.00
SPI TOTAL								450,000.00	450,000.00	51,500.00	501,500.00
		SPI TOTAL						450,000.00	450,000.00	51,500.00	501,500.00

**LOS ANGELES COUNTY TREASURER
COMPARISON OF INVESTMENT COST TO MARKET VALUE
AS OF DECEMBER 31, 2024
ATTACHMENT IX**

SECURITY TYPE	POOLED			SPECIFIC PURPOSE		
	Amortized Cost	Market Value	Mkt Value Difference	Amortized Cost	Market Value	Mkt Value Difference
Collateralized CD's	\$0.00	\$0.00	\$0.00	\$0.00	\$0.00	\$0.00
Negotiable CD's	1,800,000,000.00	1,800,445,500.00	445,500.00	0.00	0.00	0.00
Euro CD's	0.00	0.00	0.00	0.00	0.00	0.00
Bankers Acceptances	0.00	0.00	0.00	0.00	0.00	0.00
Commercial Paper	16,842,995,090.88	16,843,396,709.21	401,618.32	0.00	0.00	0.00
Governments	11,971,865,078.31	11,807,224,660.09	(164,640,418.23)	162,606,141.68	162,670,836.05	64,694.35
Agencies	30,503,191,665.78	28,704,426,310.38	(1,798,765,355.39)	73,405,000.00	50,866,203.60	(22,538,796.40)
Municipals	25,282,408.02	25,282,408.02	0.00	1,610,000.00	1,610,000.00	0.00
Corp. & Deposit Notes	0.00	0.00	0.00	0.00	0.00	0.00
Repurchase Agreements	0.00	0.00	0.00	0.00	0.00	0.00
Asset Backed	0.00	0.00	0.00	0.00	0.00	0.00
Other	0.00	0.00	0.00	43,080,069.69	43,080,069.69	0.00
TOTAL	<u>\$61,143,334,242.99</u>	<u>\$59,180,775,587.70</u>	<u>(\$1,962,558,655.30)</u>	<u>\$280,701,211.37</u>	<u>\$258,227,109.34</u>	<u>(\$22,474,102.05)</u>

Market Pricing Policies and Source:

The Pooled Surplus Investment Portfolio (PSI) is market priced monthly using Citibank Valuation Total Report month-end prices. Securities not actively traded, and therefore may not have a month-end price quoted in the Citibank Valuation Total Report, are priced in accordance with industry pricing standards and are shown on Attachment IXa. Bond Anticipation Notes are private placements not actively traded, are not included in the Citibank Valuation Total Report. Accordingly, market value is priced at Cost. Such non-traded securities make up 0.04% of the PSI Portfolio.

LOS ANGELES COUNTY TREASURER
MARKET PRICING EXCEPTIONS
AS OF DECEMBER 31, 2024
ATTACHMENT IXa

Security ID	Description	Calculated Market Price
1441040410	THUNDER BAY FUNDING	99.024

LOS ANGELES COUNTY TREASURER
 TREASURER PORTFOLIO COMPARED TO MARKET VALUE
 FOR THE PERIOD: DECEMBER 1, 2024 TO DECEMBER 31, 2024
 FUND: POOLED SURPLUS INVESTMENTS
 ATTACHMENT X

Security ID	CUSIP	Description	Final Maturity	Face Rate	PAR	Amortized Cost	Historical Cost	Market Value
1022381769	3133EPGV1	FEDERAL FARM CREDIT BANKS FUNDING CORP	04/28/2026	4.480	50,000,000.00	50,000,000.00	50,000,000.00	50,007,500.00
821809165	3133EMLN0	FEDERAL FARM CREDIT BANKS FUNDING CORP	12/23/2030	1.240	50,000,000.00	50,000,000.00	50,000,000.00	41,098,000.00
821810641	3133ENCC2	FEDERAL FARM CREDIT BANKS FUNDING CORP	10/27/2031	1.980	20,000,000.00	20,000,000.00	20,000,000.00	16,856,600.00
821809066	3133ELSL4	FEDERAL FARM CREDIT BANKS FUNDING CORP	06/03/2030	1.250	50,000,000.00	50,000,000.00	50,000,000.00	41,993,500.00
1361041879	3133ERSS1	FEDERAL FARM CREDIT BANKS FUNDING CORP	03/11/2032	5.250	19,085,000.00	19,085,000.00	19,085,000.00	19,012,667.85
1104833997	3133EPWS0	FEDERAL FARM CREDIT BANKS FUNDING CORP	09/25/2026	5.200	25,000,000.00	25,000,000.00	25,000,000.00	25,111,000.00
821809918	3133EMNB4	FEDERAL FARM CREDIT BANKS FUNDING CORP	01/14/2031	1.380	25,000,000.00	25,000,000.00	25,000,000.00	20,596,750.00
821809490	3133EMFG2	FEDERAL FARM CREDIT BANKS FUNDING CORP	11/04/2030	1.370	50,000,000.00	50,000,000.00	50,000,000.00	41,751,000.00
1356282330	3133ERST9	FEDERAL FARM CREDIT BANKS FUNDING CORP	09/11/2030	5.120	50,000,000.00	50,000,000.00	50,000,000.00	49,836,000.00
821810656	3133ELXZ2	FEDERAL FARM CREDIT BANKS FUNDING CORP	04/27/2027	1.020	20,925,000.00	20,948,376.80	20,995,517.25	19,376,131.50
1434168057	3133ERJ69	FEDERAL FARM CREDIT BANKS FUNDING CORP	12/16/2032	5.200	25,000,000.00	25,000,000.00	25,000,000.00	24,636,000.00
821809462	3133EMVB5	FEDERAL FARM CREDIT BANKS FUNDING CORP	04/05/2029	1.730	25,000,000.00	25,000,000.00	25,000,000.00	22,305,750.00
821810615	3133EL2K9	FEDERAL FARM CREDIT BANKS FUNDING CORP	07/30/2029	1.120	20,000,000.00	20,000,000.00	20,000,000.00	17,181,400.00
821809731	3133ELC77	FEDERAL FARM CREDIT BANKS FUNDING CORP	05/27/2027	1.040	35,500,000.00	35,500,000.00	35,500,000.00	32,793,125.00
821809064	3133EMLN0	FEDERAL FARM CREDIT BANKS FUNDING CORP	12/23/2030	1.240	50,000,000.00	50,000,000.00	50,000,000.00	41,098,000.00
821809877	3133ENKZ2	FEDERAL FARM CREDIT BANKS FUNDING CORP	01/14/2032	2.000	25,000,000.00	24,911,803.07	24,875,000.00	21,070,000.00
821809507	3133ENJC5	FEDERAL FARM CREDIT BANKS FUNDING CORP	12/22/2026	1.290	25,000,000.00	25,000,000.00	25,000,000.00	23,542,500.00
821810701	3133ENFN5	FEDERAL FARM CREDIT BANKS FUNDING CORP	11/30/2026	1.540	25,000,000.00	25,000,000.00	25,000,000.00	23,699,250.00
821810441	3133ENLS7	FEDERAL FARM CREDIT BANKS FUNDING CORP	01/26/2032	2.320	25,000,000.00	25,000,000.00	25,000,000.00	21,282,500.00
821810497	3133EMVA7	FEDERAL FARM CREDIT BANKS FUNDING CORP	04/01/2031	2.020	25,000,000.00	25,000,000.00	25,000,000.00	21,381,250.00
1352826210	3133ERRQ6	FEDERAL FARM CREDIT BANKS FUNDING CORP	02/28/2030	5.190	50,000,000.00	49,964,692.66	49,962,500.00	49,927,400.00
821810398	3133ENMP2	FEDERAL FARM CREDIT BANKS FUNDING CORP	01/27/2032	2.230	25,000,000.00	25,000,000.00	25,000,000.00	21,147,750.00
821809049	3133EMFH0	FEDERAL FARM CREDIT BANKS FUNDING CORP	11/04/2030	1.300	50,000,000.00	50,000,000.00	50,000,000.00	41,545,200.00
821809892	3133EMGT3	FEDERAL FARM CREDIT BANKS FUNDING CORP	11/19/2030	1.340	25,000,000.00	25,000,000.00	25,000,000.00	20,811,250.00
821809576	3133ELSF7	FEDERAL FARM CREDIT BANKS FUNDING CORP	12/01/2028	1.030	40,000,000.00	39,945,668.53	39,885,600.00	34,991,600.00
821809520	3133ENHP8	FEDERAL FARM CREDIT BANKS FUNDING CORP	12/20/2028	1.450	25,000,000.00	24,984,699.65	24,973,000.00	22,244,250.00
821810695	3133EMWA6	FEDERAL FARM CREDIT BANKS FUNDING CORP	04/14/2028	1.430	25,000,000.00	25,000,000.00	25,000,000.00	22,647,500.00
821809055	3133EMGT3	FEDERAL FARM CREDIT BANKS FUNDING CORP	11/19/2030	1.340	50,000,000.00	50,000,000.00	50,000,000.00	41,622,500.00
821810624	3133ENDC1	FEDERAL FARM CREDIT BANKS FUNDING CORP	11/03/2026	1.330	20,000,000.00	19,996,325.30	19,990,000.00	18,924,000.00
821810553	3133EMWB4	FEDERAL FARM CREDIT BANKS FUNDING CORP	04/14/2031	2.040	25,000,000.00	25,000,000.00	25,000,000.00	21,389,750.00
821809516	3133ENEM8	FEDERAL FARM CREDIT BANKS FUNDING CORP	11/23/2026	1.430	25,000,000.00	25,000,000.00	25,000,000.00	23,663,500.00
821809744	3133ENEF3	FEDERAL FARM CREDIT BANKS FUNDING CORP	11/16/2026	1.270	20,000,000.00	20,000,000.00	20,000,000.00	18,885,400.00
821809879	3133ENLL2	FEDERAL FARM CREDIT BANKS FUNDING CORP	01/20/2032	2.050	25,000,000.00	25,000,000.00	25,000,000.00	21,024,500.00
821810568	3133EL3J1	FEDERAL FARM CREDIT BANKS FUNDING CORP	08/12/2030	1.150	10,542,804.25	10,542,804.25	10,536,228.60	8,684,739.12
821809501	3133EL6D1	FEDERAL FARM CREDIT BANKS FUNDING CORP	09/10/2029	1.230	25,000,000.00	25,000,000.00	25,000,000.00	21,589,500.00
1434168061	3133ERJ69	FEDERAL FARM CREDIT BANKS FUNDING CORP	12/16/2032	5.200	25,000,000.00	25,000,000.00	25,000,000.00	24,636,000.00
1181108042	3133EPYC3	FEDERAL FARM CREDIT BANKS FUNDING CORP	10/20/2027	5.360	25,000,000.00	25,000,000.00	25,000,000.00	25,096,750.00
821809757	3133ENLE8	FEDERAL FARM CREDIT BANKS FUNDING CORP	01/18/2028	1.830	25,000,000.00	25,000,000.00	25,000,000.00	23,092,500.00
821810751	3133ENHB9	FEDERAL FARM CREDIT BANKS FUNDING CORP	12/14/2028	1.840	25,000,000.00	25,000,000.00	25,000,000.00	22,568,750.00
821809053	3133EMFH0	FEDERAL FARM CREDIT BANKS FUNDING CORP	11/04/2030	1.300	50,000,000.00	50,000,000.00	50,000,000.00	41,545,200.00
845641500	3133ENVT4	FEDERAL FARM CREDIT BANKS FUNDING CORP	05/03/2027	3.490	25,000,000.00	25,000,000.00	25,000,000.00	24,424,500.00
821810697	3133EMWA6	FEDERAL FARM CREDIT BANKS FUNDING CORP	04/14/2028	1.430	25,000,000.00	25,000,000.00	25,000,000.00	22,647,500.00
821809475	3133EL3J1	FEDERAL FARM CREDIT BANKS FUNDING CORP	08/12/2030	1.150	50,000,000.00	49,960,213.57	49,930,000.00	41,156,000.00
821810051	3133EMJZ6	FEDERAL FARM CREDIT BANKS FUNDING CORP	12/10/2031	1.170	37,000,000.00	36,870,227.90	36,794,280.00	29,406,860.00
903285066	3133ENJ35	FEDERAL FARM CREDIT BANKS FUNDING CORP	02/25/2026	3.320	25,000,000.00	24,998,473.03	24,995,350.00	24,736,500.00
821810781	3133ENKH2	FEDERAL FARM CREDIT BANKS FUNDING CORP	01/10/2028	1.600	25,000,000.00	25,000,000.00	25,000,000.00	22,944,500.00
821809572	3133EMNW8	FEDERAL FARM CREDIT BANKS FUNDING CORP	01/27/2027	0.700	40,000,000.00	40,000,000.00	40,000,000.00	37,098,400.00
821810092	3133EL4P6	FEDERAL FARM CREDIT BANKS FUNDING CORP	08/20/2029	1.140	25,000,000.00	25,000,000.00	25,000,000.00	21,528,750.00
821809783	3133ENCC2	FEDERAL FARM CREDIT BANKS FUNDING CORP	10/27/2031	1.980	25,000,000.00	25,000,000.00	25,000,000.00	21,070,750.00
821810303	3133ENGR5	FEDERAL FARM CREDIT BANKS FUNDING CORP	12/09/2031	2.200	25,000,000.00	25,000,000.00	25,000,000.00	21,299,750.00
821810753	3133ENHB9	FEDERAL FARM CREDIT BANKS FUNDING CORP	12/14/2028	1.840	25,000,000.00	25,000,000.00	25,000,000.00	22,568,750.00
1338687925	3133ERPQ0	FEDERAL FARM CREDIT BANKS FUNDING CORP	08/14/2028	5.080	25,000,000.00	24,994,345.04	24,993,750.00	24,973,250.00
1393456859	3133ERYN5	FEDERAL FARM CREDIT BANKS FUNDING CORP	10/28/2031	4.900	50,000,000.00	50,000,000.00	50,000,000.00	49,420,500.00
821810677	3133EMLM2	FEDERAL FARM CREDIT BANKS FUNDING CORP	02/21/2031	1.125	21,750,000.00	21,750,000.00	21,750,000.00	17,735,167.50
888663308	3133ENC40	FEDERAL FARM CREDIT BANKS FUNDING CORP	07/25/2029	4.330	25,000,000.00	25,000,000.00	25,000,000.00	24,694,500.00
1344644968	3133ERQB0	FEDERAL FARM CREDIT BANKS FUNDING CORP	08/20/2031	5.370	50,000,000.00	49,969,594.35	49,968,000.00	49,951,000.00
821809512	3133ENDC1	FEDERAL FARM CREDIT BANKS FUNDING CORP	11/03/2026	1.330	25,000,000.00	25,000,000.00	25,000,000.00	23,655,000.00
821809015	3133EL4P6	FEDERAL FARM CREDIT BANKS FUNDING CORP	08/20/2029	1.140	43,338,000.00	43,304,394.18	43,272,993.00	37,320,518.70
821809111	3133EMGT3	FEDERAL FARM CREDIT BANKS FUNDING CORP	11/19/2030	1.340	25,000,000.00	25,000,000.00	25,000,000.00	20,811,250.00
821810776	3133ENKH2	FEDERAL FARM CREDIT BANKS FUNDING CORP	01/10/2028	1.600	25,000,000.00	25,000,000.00	25,000,000.00	22,944,500.00
821809286	3133EMSX1	FEDERAL FARM CREDIT BANKS FUNDING CORP	03/15/2029	1.550	50,000,000.00	49,828,026.92	49,675,000.00	44,339,000.00
906065817	3133ENJ76	FEDERAL FARM CREDIT BANKS FUNDING CORP	09/06/2029	4.400	25,000,000.00	25,000,000.00	25,000,000.00	24,759,500.00
1245941140	3133ERBB6	FEDERAL FARM CREDIT BANKS FUNDING CORP	04/16/2029	5.420	50,000,000.00	50,000,000.00	50,000,000.00	49,890,500.00
821809486	3133EL6L3	FEDERAL FARM CREDIT BANKS FUNDING CORP	09/09/2030	1.320	50,000,000.00	50,000,000.00	50,000,000.00	41,815,500.00
821809738	3133ENLZ1	FEDERAL FARM CREDIT BANKS FUNDING CORP	01/26/2027	1.780	25,000,000.00	25,000,000.00	25,000,000.00	23,712,250.00
1359286051	3133ERSS1	FEDERAL FARM CREDIT BANKS FUNDING CORP	03/11/2032	5.250	50,000,000.00	50,000,000.00	50,000,000.00	49,810,500.00
821809273	3133EMLN0	FEDERAL FARM CREDIT BANKS FUNDING CORP	12/23/2030	1.240	50,000,000.00	50,000,000.00	50,000,000.00	41,098,000.00
861158866	3133ENXS4	FEDERAL FARM CREDIT BANKS FUNDING CORP	05/26/2026	3.375	25,000,000.00	25,000,000.00	25,000,000.00	24,613,000.00
821809142	3133EMLM2	FEDERAL FARM CREDIT BANKS FUNDING CORP	02/21/2031	1.125	22,956,000.00	22,954,614.23	22,953,704.40	18,718,551.96
821809667	3133ELC85	FEDERAL FARM CREDIT BANKS FUNDING CORP	05/27/2026	0.820	25,000,000.00	25,000,000.00	25,000,000.00	23,794,250.00
821809099	3133EMNW8	FEDERAL FARM CREDIT BANKS FUNDING CORP	01/27/2027	0.700	50,000,000.00	50,000,000.00	50,000,000.00	46,373,000.00
821809170	3133EMFU1	FEDERAL FARM CREDIT BANKS FUNDING CORP	11/03/2032	1.240	18,330,000.00	18,330,000.00	18,330,000.00	14,142,328.20
1372483908	3133ERUP4	FEDERAL FARM CREDIT BANKS FUNDING CORP	03/25/2030	4.840	50,000,000.00	50,000,000.00	50,000,000.00	49,583,000.00
1366639767	3133ERUP4	FEDERAL FARM CREDIT BANKS FUNDING CORP	03/25/2030	4.840	50,000,000.00	50,000,000.00	50,000,000.00	49,583,000.00
821810524	3133EMVA7	FEDERAL FARM CREDIT BANKS FUNDING CORP	04/01/2031	2.020	25,000,000.00	25,000,000.00	25,000,000.00	21,381,250.00
888663310	3133ENC40	FEDERAL FARM CREDIT BANKS FUNDING CORP	07/25/2029	4.330	50,000,000.00	50,000,000.00	50,000,000.00	49,389,000.00
821809056	3133EMVH2	FEDERAL FARM CREDIT BANKS FUNDING CORP	04/05/2028	1.570	50,000,000.00	50,000,000.00	50,000,000.00	45,540,500.00
821809499	3133EL5U4	FEDERAL FARM CREDIT BANKS FUNDING CORP	09/01/2028	1.120	25,000,000.00	25,000,000.00	25,000,000.00	22,132,750.00
821809133	3133EMVH2	FEDERAL FARM CREDIT BANKS FUNDING CORP	04/05/2028	1.570	50,000,000.00	50,000,000.00	50,000,000.00	45,540,500.00
1125181600	3133EPZZ1	FEDERAL FARM CREDIT BANKS FUNDING CORP	11/03/2028	5.570	30,000,000.00	30,000,000.00	30,000,000.00	30,144,000.00
821810673	3133EMXS1	FEDERAL FARM CREDIT BANKS FUNDING CORP	03/15/2029	1.550	20,945,000.00	20,872,960.48	20,808,857.50	18,573,607.10
1382119138	3133ERXF3	FEDERAL FARM CREDIT BANKS FUNDING CORP	10/15/2031	4.900	50,000,000.00	50,000,000.00	50,000,000.00	49,257,500.00
821809297	3133EMUJ5	FEDERAL FARM CREDIT BANKS FUNDING CORP	03/24/2031	1.980	50,000,000.00	49,921,943.68	49,875,000.00	

LOS ANGELES COUNTY TREASURER
 TREASURER PORTFOLIO COMPARED TO MARKET VALUE
 FOR THE PERIOD: DECEMBER 1, 2024 TO DECEMBER 31, 2024
 FUND: POOLED SURPLUS INVESTMENTS
 ATTACHMENT X

Security ID	CUSIP	Description	Final Maturity	Face Rate	PAR	Amortized Cost	Historical Cost	Market Value
1345838159	3133ERRF0	FEDERAL FARM CREDIT BANKS FUNDING CORP	11/28/2029	5.140	50,000,000.00	50,000,000.00	50,000,000.00	49,750,500.00
821810576	3133EMB50	FEDERAL FARM CREDIT BANKS FUNDING CORP	05/27/2031	1.940	11,923,000.00	11,923,000.00	11,923,000.00	10,099,496.38
865756667	3133ENVN7	FEDERAL FARM CREDIT BANKS FUNDING CORP	04/27/2029	3.140	16,250,000.00	16,225,298.78	16,210,512.50	15,445,625.00
821810675	3133EMG48	FEDERAL FARM CREDIT BANKS FUNDING CORP	06/14/2029	1.590	21,072,000.00	21,009,354.55	20,966,640.00	18,542,517.12
899279683	3133ENF96	FEDERAL FARM CREDIT BANKS FUNDING CORP	08/17/2026	3.960	25,000,000.00	25,000,000.00	25,000,000.00	24,819,750.00
1264134974	3133ERCW9	FEDERAL FARM CREDIT BANKS FUNDING CORP	04/30/2029	5.625	41,060,000.00	41,060,000.01	41,060,000.01	41,175,378.60
821810761	3133ELXZ2	FEDERAL FARM CREDIT BANKS FUNDING CORP	04/27/2027	1.020	5,000,000.00	5,000,000.00	5,000,000.00	4,629,900.00
821810690	3133EMNB4	FEDERAL FARM CREDIT BANKS FUNDING CORP	01/14/2031	1.380	25,000,000.00	25,000,000.00	25,000,000.00	20,596,750.00
821808961	3133EMFU1	FEDERAL FARM CREDIT BANKS FUNDING CORP	11/03/2032	1.240	18,330,000.00	18,330,000.00	18,330,000.00	14,142,328.20
1229752163	3133EP6N0	FEDERAL FARM CREDIT BANKS FUNDING CORP	03/25/2025	5.050	50,000,000.00	50,000,000.00	50,000,000.00	50,070,500.00
1236077155	3133EP6X8	FEDERAL FARM CREDIT BANKS FUNDING CORP	04/02/2029	5.370	50,000,000.00	50,000,000.00	50,000,000.00	49,897,500.00
821809762	3133ENGL8	FEDERAL FARM CREDIT BANKS FUNDING CORP	12/07/2029	2.000	20,000,000.00	20,000,000.00	20,000,000.00	17,754,200.00
821809678	3133ELSF7	FEDERAL FARM CREDIT BANKS FUNDING CORP	12/01/2028	1.030	25,000,000.00	25,000,000.00	25,000,000.00	20,869,750.00
821809747	3133ENJZ4	FEDERAL FARM CREDIT BANKS FUNDING CORP	01/05/2032	1.800	25,000,000.00	24,993,866.38	24,991,250.00	20,565,000.00
821809676	3133EMLM2	FEDERAL FARM CREDIT BANKS FUNDING CORP	02/21/2031	1.125	25,000,000.00	24,996,227.12	24,993,750.00	20,385,250.00
821810272	3133ELWWW0	FEDERAL FARM CREDIT BANKS FUNDING CORP	04/21/2027	1.330	25,000,000.00	25,000,000.00	25,000,000.00	23,325,750.00
821810769	3133ENFR6	FEDERAL FARM CREDIT BANKS FUNDING CORP	12/01/2025	1.340	9,880,000.00	9,880,000.00	9,880,000.00	9,615,710.00
1434168056	3133ERJ69	FEDERAL FARM CREDIT BANKS FUNDING CORP	12/16/2032	5.200	25,000,000.00	25,000,000.00	25,000,000.00	24,636,900.00
89635093	3133ENVH0	FEDERAL FARM CREDIT BANKS FUNDING CORP	04/26/2030	3.125	21,450,000.00	21,397,453.06	21,371,707.50	20,162,142.00
1321136050	3133ERLJ8	FEDERAL FARM CREDIT BANKS FUNDING CORP	07/18/2031	5.520	36,769,000.00	36,751,762.73	36,750,615.50	36,580,375.03
1386753176	3133ERXF3	FEDERAL FARM CREDIT BANKS FUNDING CORP	10/15/2031	4.900	30,101,000.00	30,101,000.00	30,101,000.00	29,854,000.15
821809519	3133ENKA7	FEDERAL FARM CREDIT BANKS FUNDING CORP	01/05/2032	2.125	30,000,000.00	30,000,000.00	30,000,000.00	25,386,900.00
821809491	3133EL7A6	FEDERAL FARM CREDIT BANKS FUNDING CORP	09/10/2030	0.950	25,000,000.00	24,932,430.86	24,881,250.00	20,605,750.00
821809052	3133EMGT3	FEDERAL FARM CREDIT BANKS FUNDING CORP	11/19/2030	1.340	50,000,000.00	50,000,000.00	50,000,000.00	41,622,500.00
821810797	3133EMWN8	FEDERAL FARM CREDIT BANKS FUNDING CORP	04/19/2029	1.700	25,000,000.00	25,000,000.00	25,000,000.00	22,252,500.00
821809164	3133ELSK6	FEDERAL FARM CREDIT BANKS FUNDING CORP	09/03/2030	1.240	50,000,000.00	49,943,291.35	49,900,000.00	41,639,500.00
821809308	3133ENJM3	FEDERAL FARM CREDIT BANKS FUNDING CORP	12/27/2027	1.480	50,000,000.00	50,000,000.00	50,000,000.00	45,848,000.00
821809732	3133ELED2	FEDERAL FARM CREDIT BANKS FUNDING CORP	12/18/2025	1.820	36,274,000.00	36,271,083.80	36,255,863.00	35,449,491.98
821810586	3133ENMT4	FEDERAL FARM CREDIT BANKS FUNDING CORP	02/01/2030	2.050	25,000,000.00	25,000,000.00	25,000,000.00	22,175,750.00
821809448	3133ELC28	FEDERAL FARM CREDIT BANKS FUNDING CORP	05/27/2025	0.730	50,000,000.00	50,000,000.00	50,000,000.00	49,263,000.00
821809493	3133EMYE6	FEDERAL FARM CREDIT BANKS FUNDING CORP	05/04/2026	1.000	25,000,000.00	24,989,978.10	24,962,500.00	23,903,500.00
821809465	3133EL6L3	FEDERAL FARM CREDIT BANKS FUNDING CORP	09/09/2030	1.320	32,190,000.00	32,190,000.00	32,190,000.00	26,920,818.90
821810530	3133EMWB4	FEDERAL FARM CREDIT BANKS FUNDING CORP	04/14/2031	2.040	25,000,000.00	25,000,000.00	25,000,000.00	21,389,750.00
863901902	3133ENXX3	FEDERAL FARM CREDIT BANKS FUNDING CORP	06/01/2029	3.930	25,000,000.00	24,988,179.51	24,981,250.00	24,261,500.00
1328100920	3133ERLU3	FEDERAL FARM CREDIT BANKS FUNDING CORP	07/23/2029	5.390	30,000,000.00	30,000,000.00	30,000,000.00	30,012,870.00
866508567	3133ENXV7	FEDERAL FARM CREDIT BANKS FUNDING CORP	06/02/2031	4.330	25,000,000.00	25,000,000.00	25,000,000.00	24,162,500.00
1126839223	3133EPZZ1	FEDERAL FARM CREDIT BANKS FUNDING CORP	11/03/2028	5.570	24,295,000.00	24,295,000.00	24,295,000.00	24,411,616.00
821809521	3133ENKV1	FEDERAL FARM CREDIT BANKS FUNDING CORP	01/13/2027	1.500	25,000,000.00	24,992,888.83	24,982,500.00	23,606,750.00
821809050	3133EMJK9	FEDERAL FARM CREDIT BANKS FUNDING CORP	12/09/2030	1.280	50,000,000.00	49,925,794.06	49,875,000.00	41,398,000.00
1122064631	3133EPZH1	FEDERAL FARM CREDIT BANKS FUNDING CORP	10/27/2026	5.420	50,000,000.00	50,000,000.00	50,000,000.00	50,458,500.00
821809224	3133ELSK6	FEDERAL FARM CREDIT BANKS FUNDING CORP	09/03/2030	1.240	50,000,000.00	50,000,000.00	50,000,000.00	41,639,500.00
821810455	3133EMGK2	FEDERAL FARM CREDIT BANKS FUNDING CORP	11/12/2030	1.030	25,000,000.00	24,992,671.84	24,987,500.00	20,589,250.00
1365839319	3133ERUP4	FEDERAL FARM CREDIT BANKS FUNDING CORP	03/25/2030	4.840	50,000,000.00	50,000,000.00	50,000,000.00	49,583,000.00
821810743	3133ENGD6	FEDERAL FARM CREDIT BANKS FUNDING CORP	12/06/2028	1.780	25,000,000.00	25,000,000.00	25,000,000.00	22,529,000.00
1055914263	3133EPNF8	FEDERAL FARM CREDIT BANKS FUNDING CORP	06/23/2026	4.820	25,000,000.00	24,981,592.15	24,962,500.00	25,011,500.00
1366639774	3133ERST9	FEDERAL FARM CREDIT BANKS FUNDING CORP	09/11/2030	5.120	47,716,853.04	47,716,853.04	47,740,545.00	47,543,544.00
1243484826	3133ERAB7	FEDERAL FARM CREDIT BANKS FUNDING CORP	04/10/2028	5.300	50,000,000.00	50,000,000.00	50,000,000.00	49,951,000.00
821809702	3133EMUK6	FEDERAL FARM CREDIT BANKS FUNDING CORP	03/25/2026	1.050	25,000,000.00	25,000,000.00	25,000,000.00	23,960,500.00
1121394790	3133EPYT6	FEDERAL FARM CREDIT BANKS FUNDING CORP	10/20/2028	5.520	39,370,000.00	39,370,000.00	39,370,000.00	39,512,913.10
821809506	3133EMMD1	FEDERAL FARM CREDIT BANKS FUNDING CORP	01/06/2031	1.240	25,000,000.00	25,000,000.00	25,000,000.00	20,430,000.00
821810700	3133ENFN5	FEDERAL FARM CREDIT BANKS FUNDING CORP	11/30/2026	1.540	25,000,000.00	25,000,000.00	25,000,000.00	23,899,250.00
900293453	3133ENGB1	FEDERAL FARM CREDIT BANKS FUNDING CORP	08/16/2032	4.700	25,000,000.00	24,980,947.17	24,975,000.00	24,498,000.00
1046329690	3133EPM40	FEDERAL FARM CREDIT BANKS FUNDING CORP	06/09/2028	4.690	25,000,000.00	25,000,000.00	25,000,000.00	24,876,750.00
821810134	3133EMUQ3	FEDERAL FARM CREDIT BANKS FUNDING CORP	03/30/2027	1.300	25,000,000.00	25,000,000.00	25,000,000.00	23,278,500.00
821810638	3133ENDL1	FEDERAL FARM CREDIT BANKS FUNDING CORP	11/08/2027	1.400	20,000,000.00	20,000,000.00	20,000,000.00	18,394,000.00
821810709	3133ENFN5	FEDERAL FARM CREDIT BANKS FUNDING CORP	11/30/2026	1.540	25,000,000.00	25,000,000.00	25,000,000.00	23,899,250.00
1318202537	3133ERLJ8	FEDERAL FARM CREDIT BANKS FUNDING CORP	07/18/2031	5.520	25,000,000.00	25,000,000.00	25,000,000.00	24,871,750.00
821810248	3133ELWWW0	FEDERAL FARM CREDIT BANKS FUNDING CORP	04/21/2027	1.330	25,000,000.00	25,000,000.00	25,000,000.00	23,325,750.00
1355455710	3133ERST9	FEDERAL FARM CREDIT BANKS FUNDING CORP	09/11/2030	5.120	50,000,000.00	50,000,000.00	50,000,000.00	49,836,000.00
821809375	3133ELXZ2	FEDERAL FARM CREDIT BANKS FUNDING CORP	04/27/2027	1.020	35,000,000.00	35,000,000.00	35,000,000.00	32,409,300.00
878042078	3133ENZQ6	FEDERAL FARM CREDIT BANKS FUNDING CORP	06/29/2032	4.700	20,000,000.00	19,940,082.12	19,920,000.00	19,605,000.00
1352826220	3133ERQB0	FEDERAL FARM CREDIT BANKS FUNDING CORP	08/20/2031	5.370	45,316,000.00	45,294,386.11	45,293,342.00	45,271,590.32
821809771	3133ENGL8	FEDERAL FARM CREDIT BANKS FUNDING CORP	12/07/2029	2.000	20,000,000.00	20,000,000.00	20,000,000.00	17,754,200.00
821809233	3133ENEF3	FEDERAL FARM CREDIT BANKS FUNDING CORP	11/16/2026	1.270	20,000,000.00	20,000,000.00	20,000,000.00	18,885,400.00
821810653	3133ENLL2	FEDERAL FARM CREDIT BANKS FUNDING CORP	01/20/2032	2.050	20,000,000.00	20,000,000.00	20,000,000.00	16,819,600.00
821809054	3133EMNB4	FEDERAL FARM CREDIT BANKS FUNDING CORP	01/14/2031	1.380	50,000,000.00	49,963,789.70	49,940,000.00	41,193,500.00
821810431	3133EMKY7	FEDERAL FARM CREDIT BANKS FUNDING CORP	12/21/2027	0.740	20,000,000.00	20,000,000.00	20,000,000.00	17,971,200.00
821810793	3133EMWN8	FEDERAL FARM CREDIT BANKS FUNDING CORP	04/19/2029	1.700	25,000,000.00	25,000,000.00	25,000,000.00	22,252,500.00
821810319	3133EMDT6	FEDERAL FARM CREDIT BANKS FUNDING CORP	01/21/2028	0.900	17,300,000.00	17,296,713.26	17,292,215.00	15,557,890.00
821809515	3133EMXX5	FEDERAL FARM CREDIT BANKS FUNDING CORP	04/30/2029	1.430	30,000,000.00	30,000,000.00	30,000,000.00	26,370,300.00
1393456855	3133ERYN5	FEDERAL FARM CREDIT BANKS FUNDING CORP	10/28/2031	4.900	50,000,000.00	50,000,000.00	50,000,000.00	49,420,500.00
821809880	3133ELC85	FEDERAL FARM CREDIT BANKS FUNDING CORP	05/27/2026	0.820	25,000,000.00	25,000,000.00	25,000,000.00	23,794,250.00
821809756	3133ENGL8	FEDERAL FARM CREDIT BANKS FUNDING CORP	12/07/2029	2.000	20,000,000.00	20,000,000.00	20,000,000.00	17,754,200.00
821810487	3133EMVA7	FEDERAL FARM CREDIT BANKS FUNDING CORP	04/01/2031	2.020	25,000,000.00	25,000,000.00	25,000,000.00	21,381,250.00
821809220	3133ELSK6	FEDERAL FARM CREDIT BANKS FUNDING CORP	09/03/2030	1.240	50,000,000.00	50,000,000.00	50,000,000.00	41,639,500.00
821810459	3133EMGK2	FEDERAL FARM CREDIT BANKS FUNDING CORP	11/12/2030	1.030	25,000,000.00	24,977,282.66	24,961,250.00	20,589,250.00
1373351812	3133ERVP3	FEDERAL FARM CREDIT BANKS FUNDING CORP	04/01/2031	4.900	50,000,000.00	50,000,000.00	50,000,000.00	49,530,000.00
821809670	3133ELSF7	FEDERAL FARM CREDIT BANKS FUNDING CORP	12/01/2028	1.030	25,000,000.00	25,000,000.00	25,000,000.00	21,869,750.00
1109093626	3133EPWS0	FEDERAL FARM CREDIT BANKS FUNDING CORP	09/25/2026	5.200	40,708,000.00	40,684,375.15	40,667,292.00	40,888,743.52
863901898	3133ENXX3	FEDERAL FARM CREDIT BANKS FUNDING CORP	06/01/2029	3.930	20,000,000.00	20,000,000.00	20,000,000.00	19,409,200.00
821809840	3133ENLR9	FEDERAL FARM CREDIT BANKS FUNDING CORP	01/24/2029	2.000	25,000,000.00	25,000,000.00	25,000,000.00	22,670,500.00
821809474	3133EMSG8	FEDERAL FARM CREDIT BANKS FUNDING CORP	03/03/2027	1.100	50,000,000.00	49,986,461.65	49,962,500.00	46,804,000.00
1322061996	3133ERMJ7	FEDERAL FARM CREDIT BANKS FUNDING CORP	01/29/2032	5.750	50,000,000.00	50,000,000.00	50,000,000.00	49,809,00

LOS ANGELES COUNTY TREASURER
 TREASURER PORTFOLIO COMPARED TO MARKET VALUE
 FOR THE PERIOD: DECEMBER 1, 2024 TO DECEMBER 31, 2024
 FUND: POOLED SURPLUS INVESTMENTS
 ATTACHMENT X

Security ID	CUSIP	Description	Final Maturity	Face Rate	PAR	Amortized Cost	Historical Cost	Market Value
821810762	3133EMFG2	FEDERAL FARM CREDIT BANKS FUNDING CORP	11/04/2030	1.370	6,000,000.00	6,000,000.00	6,000,000.00	5,010,120.00
1132575157	3133EPB38	FEDERAL FARM CREDIT BANKS FUNDING CORP	11/17/2027	5.230	25,000,000.00	25,000,000.00	25,000,000.00	25,112,250.00
821808973	3133ENFL9	FEDERAL FARM CREDIT BANKS FUNDING CORP	11/29/2028	1.650	22,000,000.00	22,000,000.00	22,000,000.00	19,732,020.00
821809498	3133EL2K9	FEDERAL FARM CREDIT BANKS FUNDING CORP	07/30/2029	1.120	25,000,000.00	25,000,000.00	25,000,000.00	21,476,750.00
888663309	3133ENC40	FEDERAL FARM CREDIT BANKS FUNDING CORP	07/25/2029	4.330	25,000,000.00	25,000,000.00	25,000,000.00	24,694,500.00
1158562675	3133EPN92	FEDERAL FARM CREDIT BANKS FUNDING CORP	12/22/2027	4.860	25,000,000.00	25,000,000.00	25,000,000.00	25,002,250.00
821809072	3133EL4P6	FEDERAL FARM CREDIT BANKS FUNDING CORP	08/20/2029	1.140	45,200,000.00	45,200,000.00	45,200,000.00	38,923,980.00
821809940	3133EMDV1	FEDERAL FARM CREDIT BANKS FUNDING CORP	10/21/2030	0.990	50,000,000.00	49,947,779.29	49,910,000.00	41,156,000.00
821809128	3133EMVH2	FEDERAL FARM CREDIT BANKS FUNDING CORP	04/05/2028	1.570	50,000,000.00	50,000,000.00	50,000,000.00	45,540,500.00
821810280	3133ENKM1	FEDERAL FARM CREDIT BANKS FUNDING CORP	01/12/2032	2.120	25,000,000.00	25,000,000.00	25,000,000.00	21,139,000.00
821810407	3133ENMP2	FEDERAL FARM CREDIT BANKS FUNDING CORP	01/27/2032	2.230	25,000,000.00	25,000,000.00	25,000,000.00	21,147,750.00
1137387134	3133EPD51	FEDERAL FARM CREDIT BANKS FUNDING CORP	11/14/2028	5.250	17,349,000.00	17,342,287.47	17,340,325.50	17,361,838.26
821809216	3133ELXZ2	FEDERAL FARM CREDIT BANKS FUNDING CORP	04/27/2027	1.020	50,000,000.00	50,000,000.00	50,000,000.00	46,299,000.00
821809057	3133EMNB4	FEDERAL FARM CREDIT BANKS FUNDING CORP	01/14/2031	1.380	50,000,000.00	49,992,454.13	49,987,500.00	41,193,500.00
821810764	3133EMGT3	FEDERAL FARM CREDIT BANKS FUNDING CORP	11/19/2030	1.340	6,525,000.00	6,525,000.00	6,525,000.00	5,431,736.25
821809231	3133ENJK7	FEDERAL FARM CREDIT BANKS FUNDING CORP	12/23/2031	2.050	45,000,000.00	45,000,000.00	45,000,000.00	37,910,250.00
821810650	3133EMGK2	FEDERAL FARM CREDIT BANKS FUNDING CORP	11/12/2030	1.030	20,000,000.00	19,922,455.65	19,868,200.00	16,471,400.00
1064302239	3133EPPV1	FEDERAL FARM CREDIT BANKS FUNDING CORP	07/14/2028	5.430	25,000,000.00	25,000,000.00	25,000,000.00	25,039,500.00
821810222	3133EMUQ3	FEDERAL FARM CREDIT BANKS FUNDING CORP	03/30/2027	1.300	25,000,000.00	25,000,000.00	25,000,000.00	23,278,500.00
1372483909	3133ERUP4	FEDERAL FARM CREDIT BANKS FUNDING CORP	03/25/2030	4.840	34,000,000.00	34,000,000.00	34,000,000.00	33,716,400.00
1236937619	3133EP6X8	FEDERAL FARM CREDIT BANKS FUNDING CORP	04/02/2029	5.370	25,000,000.00	25,000,000.00	25,000,000.00	24,948,750.00
821809197	3133EMWM0	FEDERAL FARM CREDIT BANKS FUNDING CORP	04/21/2031	1.970	45,000,000.00	45,000,000.00	45,000,000.00	38,284,200.00
821810377	3133EMFU1	FEDERAL FARM CREDIT BANKS FUNDING CORP	11/03/2032	1.240	18,340,000.00	18,340,000.00	18,340,000.00	14,150,043.60
821809513	3133EMXW7	FEDERAL FARM CREDIT BANKS FUNDING CORP	04/28/2028	1.400	25,000,000.00	24,976,262.22	24,950,000.00	22,598,250.00
821808958	3133ELXZ2	FEDERAL FARM CREDIT BANKS FUNDING CORP	04/27/2027	1.020	50,000,000.00	50,000,000.00	50,000,000.00	46,299,000.00
821810560	3133ENMT4	FEDERAL FARM CREDIT BANKS FUNDING CORP	02/01/2030	2.050	25,000,000.00	25,000,000.00	25,000,000.00	22,175,750.00
821809076	3133EMLN0	FEDERAL FARM CREDIT BANKS FUNDING CORP	12/23/2030	1.240	48,935,000.00	48,903,664.13	48,882,639.55	40,222,612.60
821810773	3133ENEM8	FEDERAL FARM CREDIT BANKS FUNDING CORP	11/23/2026	1.430	10,000,000.00	10,000,000.00	10,000,000.00	9,465,400.00
829937660	3133ENTQ3	FEDERAL FARM CREDIT BANKS FUNDING CORP	04/04/2029	3.500	8,200,000.00	8,200,000.00	8,200,000.00	7,863,226.00
821810084	3133ENKB5	FEDERAL FARM CREDIT BANKS FUNDING CORP	01/05/2034	2.340	38,700,000.00	38,670,941.89	38,661,300.00	31,569,912.00
821810127	3133EL4P6	FEDERAL FARM CREDIT BANKS FUNDING CORP	08/20/2029	1.140	25,000,000.00	24,987,103.66	24,975,000.00	21,528,750.00
821809481	3133EMMD1	FEDERAL FARM CREDIT BANKS FUNDING CORP	01/06/2031	1.240	50,000,000.00	50,000,000.00	50,000,000.00	40,860,000.00
821809048	3133EMJK9	FEDERAL FARM CREDIT BANKS FUNDING CORP	12/09/2030	1.280	50,000,000.00	49,925,794.06	49,875,000.00	41,398,000.00
821809509	3133ENLE8	FEDERAL FARM CREDIT BANKS FUNDING CORP	01/18/2028	1.830	27,000,000.00	27,000,000.00	27,000,000.00	24,939,900.00
821810603	3133ENJC5	FEDERAL FARM CREDIT BANKS FUNDING CORP	12/22/2026	1.290	12,000,000.00	11,995,265.76	11,988,000.00	11,300,400.00
821809679	3133EMUK6	FEDERAL FARM CREDIT BANKS FUNDING CORP	03/25/2026	1.050	25,000,000.00	25,000,000.00	25,000,000.00	23,960,500.00
821809765	3133ENHE3	FEDERAL FARM CREDIT BANKS FUNDING CORP	12/14/2029	1.930	25,000,000.00	25,000,000.00	25,000,000.00	22,105,750.00
1346644418	3133ERRG8	FEDERAL FARM CREDIT BANKS FUNDING CORP	11/27/2030	5.300	49,625,000.00	49,625,000.00	49,625,000.00	49,244,376.25
821809423	3133ELN34	FEDERAL FARM CREDIT BANKS FUNDING CORP	06/22/2027	0.875	25,000,000.00	25,000,000.00	25,000,000.00	22,948,500.00
821810284	3133ENFG0	FEDERAL FARM CREDIT BANKS FUNDING CORP	11/29/2033	2.350	15,150,000.00	15,150,000.00	15,150,000.00	12,394,669.50
821810467	3133ENHB9	FEDERAL FARM CREDIT BANKS FUNDING CORP	12/14/2028	1.840	25,000,000.00	25,000,000.00	25,000,000.00	22,568,750.00
821809466	3133EMC26	FEDERAL FARM CREDIT BANKS FUNDING CORP	06/03/2030	1.740	25,000,000.00	25,000,000.00	25,000,000.00	21,606,250.00
840008631	3133ENUV0	FEDERAL FARM CREDIT BANKS FUNDING CORP	04/19/2032	4.000	25,000,000.00	25,000,000.00	25,000,000.00	23,561,250.00
821810674	3133ENMS6	FEDERAL FARM CREDIT BANKS FUNDING CORP	02/01/2028	1.875	21,250,000.00	21,236,348.99	21,223,437.50	19,635,425.00
821810547	3133EMWB4	FEDERAL FARM CREDIT BANKS FUNDING CORP	04/14/2031	2.040	25,000,000.00	25,000,000.00	25,000,000.00	21,389,750.00
821810758	3133ENHB9	FEDERAL FARM CREDIT BANKS FUNDING CORP	12/14/2028	1.840	25,000,000.00	25,000,000.00	25,000,000.00	22,568,750.00
825556677	3133ENSF8	FEDERAL FARM CREDIT BANKS FUNDING CORP	03/21/2029	2.870	50,000,000.00	49,976,483.95	49,961,000.00	46,776,500.00
821809298	3133EMVA7	FEDERAL FARM CREDIT BANKS FUNDING CORP	04/01/2031	2.020	50,000,000.00	49,874,945.18	49,800,000.00	42,762,500.00
821809511	3133ENMT4	FEDERAL FARM CREDIT BANKS FUNDING CORP	02/01/2030	2.050	27,200,000.00	27,200,000.00	27,200,000.00	24,127,216.00
821810633	3133ENEM8	FEDERAL FARM CREDIT BANKS FUNDING CORP	11/23/2026	1.430	20,000,000.00	20,000,000.00	20,000,000.00	18,930,800.00
821810704	3133ENFN5	FEDERAL FARM CREDIT BANKS FUNDING CORP	11/30/2026	1.540	25,000,000.00	25,000,000.00	25,000,000.00	23,699,250.00
821810661	3133ENMP2	FEDERAL FARM CREDIT BANKS FUNDING CORP	01/27/2032	2.230	20,900,000.00	20,900,000.00	20,900,000.00	17,679,519.00
821810452	3133EL6W9	FEDERAL FARM CREDIT BANKS FUNDING CORP	09/14/2028	1.000	20,000,000.00	20,000,000.00	20,000,000.00	17,605,000.00
867624350	3133ENYM6	FEDERAL FARM CREDIT BANKS FUNDING CORP	06/08/2028	3.780	25,000,000.00	25,000,000.00	25,000,000.00	24,410,250.00
821809496	3133ELXZ2	FEDERAL FARM CREDIT BANKS FUNDING CORP	04/27/2027	1.020	25,000,000.00	25,000,000.00	25,000,000.00	23,149,500.00
821810689	3133EMNB4	FEDERAL FARM CREDIT BANKS FUNDING CORP	01/14/2031	1.380	25,000,000.00	25,000,000.00	25,000,000.00	20,596,750.00
1104833999	3133EPWS0	FEDERAL FARM CREDIT BANKS FUNDING CORP	09/25/2026	5.200	25,000,000.00	25,000,000.00	25,000,000.00	25,111,000.00
821810310	3133ENGR5	FEDERAL FARM CREDIT BANKS FUNDING CORP	12/09/2031	2.200	25,000,000.00	25,000,000.00	25,000,000.00	21,299,750.00
821810605	3133ENKM1	FEDERAL FARM CREDIT BANKS FUNDING CORP	01/12/2032	2.120	25,000,000.00	25,000,000.00	25,000,000.00	21,139,000.00
821810282	3133ENKM1	FEDERAL FARM CREDIT BANKS FUNDING CORP	01/12/2032	2.120	25,000,000.00	25,000,000.00	25,000,000.00	21,139,000.00
821809425	3133EMXQ0	FEDERAL FARM CREDIT BANKS FUNDING CORP	04/28/2026	0.940	25,000,000.00	25,000,000.00	25,000,000.00	23,928,750.00
821809130	3133EMVH2	FEDERAL FARM CREDIT BANKS FUNDING CORP	04/05/2028	1.570	50,000,000.00	49,947,623.24	49,887,500.00	45,540,500.00
1374462693	313313CT3	FEDERAL FARM CREDIT BANKS FUNDING CORP	03/07/2025	4.310	50,000,000.00	49,610,902.78	49,054,194.44	49,608,000.00
1435030245	313313BL1	FEDERAL FARM CREDIT BANKS FUNDING CORP	02/04/2025	4.320	50,000,000.00	49,796,000.00	49,670,000.00	49,789,000.00
1395208192	313313AS7	FEDERAL FARM CREDIT BANKS FUNDING CORP	01/17/2025	4.480	50,000,000.00	49,900,444.44	49,471,111.11	49,895,000.00
1440021928	313313BP2	FEDERAL FARM CREDIT BANKS FUNDING CORP	02/07/2025	4.250	50,000,000.00	49,781,597.23	49,693,055.56	49,771,000.00
1444194155	313313FF0	FEDERAL FARM CREDIT BANKS FUNDING CORP	05/06/2025	4.200	50,000,000.00	49,270,833.33	49,218,333.33	49,272,500.00
1448405759	313313FA1	FEDERAL FARM CREDIT BANKS FUNDING CORP	05/01/2025	4.100	50,000,000.00	49,316,666.66	49,310,972.22	49,301,000.00
1420217854	313313CR7	FEDERAL FARM CREDIT BANKS FUNDING CORP	03/05/2025	4.350	50,000,000.00	49,619,375.00	49,395,833.33	49,619,500.00
1434168064	313313BM9	FEDERAL FARM CREDIT BANKS FUNDING CORP	02/05/2025	4.320	50,000,000.00	49,790,000.00	49,658,000.00	49,783,000.00
1374462688	313313CQ9	FEDERAL FARM CREDIT BANKS FUNDING CORP	03/04/2025	4.310	50,000,000.00	49,628,861.11	49,072,152.78	49,625,500.00
1444194159	313313FE3	FEDERAL FARM CREDIT BANKS FUNDING CORP	05/05/2025	4.180	50,000,000.00	49,280,111.11	49,233,666.67	49,278,000.00
1395208184	313313AS7	FEDERAL FARM CREDIT BANKS FUNDING CORP	01/17/2025	4.480	50,000,000.00	49,900,444.44	49,471,111.11	49,895,000.00
1440021921	313313FJ2	FEDERAL FARM CREDIT BANKS FUNDING CORP	05/09/2025	4.210	50,000,000.00	49,251,555.55	49,163,847.22	49,255,000.00
1445666992	313313DT2	FEDERAL FARM CREDIT BANKS FUNDING CORP	03/31/2025	4.180	50,000,000.00	49,483,305.56	49,454,277.78	49,467,500.00
1444891769	313313GL6	FEDERAL FARM CREDIT BANKS FUNDING CORP	06/04/2025	4.190	50,000,000.00	49,103,805.56	49,057,250.00	49,110,500.00
1420217847	313313CR7	FEDERAL FARM CREDIT BANKS FUNDING CORP	03/05/2025	4.350	50,000,000.00	49,619,375.00	49,395,833.33	49,619,500.00
1365839303	313313CB2	FEDERAL FARM CREDIT BANKS FUNDING CORP	02/19/2025	4.530	50,000,000.00	49,691,708.33	49,031,083.33	49,701,000.00
1373351801	313313AF5	FEDERAL FARM CREDIT BANKS FUNDING CORP	01/06/2025	4.400	50,000,000.00	49,969,444.44	49,401,111.11	49,959,000.00
1441039045	313313DH8	FEDERAL FARM CREDIT BANKS FUNDING CORP	03/21/2025	4.190	50,000,000.00	49,540,263.89	49,458,791.67	49,526,000.00
1374462681	313313CT3	FEDERAL FARM CREDIT BANKS FUNDING CORP	03/07/2025	4.310	50,000,000.00	49,610,902.78	49,054,194.44	49,608,000.00
1370619232	313313CC0	FEDERAL FARM CREDIT BANKS FUNDING CORP	02/20/2025	4.330	50,000,000.00	49,699,305.55	49,115,958.33	49,695,000.00
1448405758	313313FA1	FEDERAL FARM CREDIT BANKS FUNDING CORP	05/01/2025	4.100	50,000,000.00	49,316,666.66		

LOS ANGELES COUNTY TREASURER
 TREASURER PORTFOLIO COMPARED TO MARKET VALUE
 FOR THE PERIOD: DECEMBER 1, 2024 TO DECEMBER 31, 2024
 FUND: POOLED SURPLUS INVESTMENTS
 ATTACHMENT X

Security ID	CUSIP	Description	Final Maturity	Face Rate	PAR	Amortized Cost	Historical Cost	Market Value
1395948320	313313BF4	FEDERAL FARM CREDIT BANKS FUNDING CORP	01/30/2025	4.460	50,000,000.00	49,820,361.11	49,417,722.22	49,819,000.00
1444194162	313313FE3	FEDERAL FARM CREDIT BANKS FUNDING CORP	05/05/2025	4.180	50,000,000.00	49,280,111.11	49,233,666.67	49,278,000.00
876366161	3133ENZ3	FEDERAL FARM CREDIT BANKS FUNDING CORP	06/29/2029	4.270	25,000,000.00	25,000,000.00	25,000,000.00	24,639,750.00
821810727	3130AKA71	FEDERAL HOME LOAN BANKS	10/08/2030	1.250	50,000,000.00	50,000,000.00	50,000,000.00	41,302,000.00
821809307	3130AJW60	FEDERAL HOME LOAN BANKS	08/10/2028	1.020	32,995,000.00	32,995,000.00	32,995,000.00	29,216,742.55
821810783	3130AKPK6	FEDERAL HOME LOAN BANKS	01/27/2032	1.370	50,000,000.00	50,000,000.00	50,000,000.00	39,630,000.00
821810712	3130AKAQ9	FEDERAL HOME LOAN BANKS	10/07/2030	1.210	50,000,000.00	50,000,000.00	50,000,000.00	41,205,500.00
821809606	3130AMAB8	FEDERAL HOME LOAN BANKS	04/27/2029	1.550	25,000,000.00	25,000,000.00	25,000,000.00	22,081,000.00
870007040	3130ASFG9	FEDERAL HOME LOAN BANKS	06/29/2027	3.800	25,000,000.00	25,000,000.00	25,000,000.00	24,619,250.00
841371341	3130ARNL1	FEDERAL HOME LOAN BANKS	04/21/2027	3.260	25,000,000.00	25,000,000.00	25,000,000.00	24,363,250.00
820231279	3130ARCH2	FEDERAL HOME LOAN BANKS	03/24/2025	2.040	25,000,000.00	25,000,000.00	25,000,000.00	24,867,750.00
850346601	3130ARV40	FEDERAL HOME LOAN BANKS	05/05/2025	3.100	25,000,000.00	25,000,000.00	25,000,000.00	24,891,000.00
821809632	3130APMY8	FEDERAL HOME LOAN BANKS	10/27/2027	1.400	25,000,000.00	25,000,000.00	25,000,000.00	23,035,250.00
826608930	3130AR6F3	FEDERAL HOME LOAN BANKS	03/24/2025	2.000	50,000,000.00	50,000,000.00	50,000,000.00	49,726,500.00
826608941	3130ARCC3	FEDERAL HOME LOAN BANKS	03/24/2025	2.030	50,000,000.00	50,000,000.00	50,000,000.00	49,734,500.00
821809587	3130AHL76	FEDERAL HOME LOAN BANKS	11/25/2026	2.080	40,950,000.00	40,950,000.00	40,950,000.00	39,204,711.00
821810738	3130AKPE0	FEDERAL HOME LOAN BANKS	01/27/2031	1.260	50,000,000.00	50,000,000.00	50,000,000.00	40,864,000.00
821809219	3130AQWY5	FEDERAL HOME LOAN BANKS	02/24/2025	1.700	25,000,000.00	25,000,000.00	25,000,000.00	24,893,500.00
821809546	3130APNL5	FEDERAL HOME LOAN BANKS	10/27/2026	1.280	25,000,000.00	25,000,000.00	25,000,000.00	23,671,750.00
821809529	3130AKKQ8	FEDERAL HOME LOAN BANKS	12/23/2030	1.250	25,000,000.00	25,000,000.00	25,000,000.00	20,509,500.00
850346592	3130ARZT1	FEDERAL HOME LOAN BANKS	05/23/2025	3.450	25,000,000.00	25,000,000.00	25,000,000.00	24,905,250.00
821809167	3130AQLB7	FEDERAL HOME LOAN BANKS	01/26/2029	1.875	25,000,000.00	25,000,000.00	25,000,000.00	22,560,500.00
821809234	3130AQM42	FEDERAL HOME LOAN BANKS	01/27/2032	2.250	22,700,000.00	22,700,000.00	22,700,000.00	19,299,540.00
821809600	3130AQT37	FEDERAL HOME LOAN BANKS	02/28/2025	1.500	25,000,000.00	25,000,000.00	25,000,000.00	24,878,750.00
819378330	3130ARAZ4	FEDERAL HOME LOAN BANKS	03/28/2025	2.000	50,000,000.00	50,000,000.00	50,000,000.00	49,714,000.00
837511310	3130ARRT0	FEDERAL HOME LOAN BANKS	04/25/2025	3.020	25,000,000.00	25,000,000.00	25,000,000.00	24,894,250.00
821809221	3130AQN00	FEDERAL HOME LOAN BANKS	01/27/2027	1.750	25,000,000.00	25,000,000.00	25,000,000.00	23,723,750.00
821809460	3130AMAD4	FEDERAL HOME LOAN BANKS	11/12/2026	1.100	30,000,000.00	30,000,000.00	30,000,000.00	28,269,600.00
842850552	3130ARVF5	FEDERAL HOME LOAN BANKS	05/19/2025	3.210	25,000,000.00	25,000,000.00	25,000,000.00	24,889,000.00
841371336	3130ARUC3	FEDERAL HOME LOAN BANKS	05/12/2025	3.120	25,000,000.00	25,000,000.00	25,000,000.00	24,887,000.00
821810791	3130AKQC3	FEDERAL HOME LOAN BANKS	01/27/2033	1.500	50,000,000.00	50,000,000.00	50,000,000.00	38,534,000.00
821809243	3130AJC31	FEDERAL HOME LOAN BANKS	03/14/2031	1.500	25,000,000.00	24,828,916.19	24,723,000.00	20,807,500.00
821809215	3130AQM26	FEDERAL HOME LOAN BANKS	01/27/2027	1.700	25,000,000.00	25,000,000.00	25,000,000.00	23,699,250.00
821809230	3130AQL76	FEDERAL HOME LOAN BANKS	01/20/2032	2.160	25,000,000.00	25,000,000.00	25,000,000.00	21,129,500.00
849799807	3130ARZC8	FEDERAL HOME LOAN BANKS	05/23/2025	3.400	25,000,000.00	25,000,000.00	25,000,000.00	24,900,250.00
1179317769	3130AYG59	FEDERAL HOME LOAN BANKS	01/29/2029	5.150	24,545,000.00	24,545,000.00	24,545,000.00	24,509,652.20
1377030885	3130B2W04	FEDERAL HOME LOAN BANKS	10/10/2031	4.700	33,150,000.00	33,150,000.00	33,150,000.00	33,102,595.50
821809596	3130AQRJ5	FEDERAL HOME LOAN BANKS	01/27/2027	1.500	25,000,000.00	25,000,000.00	25,000,000.00	23,601,000.00
835023450	3130ARPH8	FEDERAL HOME LOAN BANKS	04/28/2025	3.010	25,000,000.00	25,000,000.00	25,000,000.00	24,891,500.00
821810778	3130AKXM3	FEDERAL HOME LOAN BANKS	02/17/2032	1.350	50,000,000.00	50,000,000.00	50,000,000.00	39,499,000.00
1313237110	3130B1WZ6	FEDERAL HOME LOAN BANKS	07/16/2031	5.600	25,835,000.00	25,835,000.00	25,835,000.00	25,818,723.95
843475069	3130ARKR1	FEDERAL HOME LOAN BANKS	04/25/2025	2.910	25,000,000.00	25,000,000.00	25,000,000.00	24,885,500.00
850346595	3130ARZW4	FEDERAL HOME LOAN BANKS	05/23/2025	3.500	25,000,000.00	25,000,000.00	25,000,000.00	24,905,000.00
833040168	3130ARDB4	FEDERAL HOME LOAN BANKS	04/04/2025	2.090	25,000,000.00	25,000,000.00	25,000,000.00	24,853,250.00
833040183	3130ARNE7	FEDERAL HOME LOAN BANKS	04/27/2027	3.250	50,000,000.00	50,000,000.00	50,000,000.00	48,707,500.00
821809611	3130AQ7B3	FEDERAL HOME LOAN BANKS	12/21/2027	1.610	25,000,000.00	25,000,000.00	25,000,000.00	23,060,250.00
821809583	3130AKK96	FEDERAL HOME LOAN BANKS	12/30/2030	1.250	40,440,000.00	40,440,000.00	40,440,000.00	33,155,542.80
844868360	3130ARP70	FEDERAL HOME LOAN BANKS	04/25/2025	3.000	50,000,000.00	50,000,000.00	50,000,000.00	49,785,000.00
821810688	3130AQLV4	FEDERAL HOME LOAN BANKS	02/24/2025	1.650	25,000,000.00	25,000,000.00	25,000,000.00	24,891,750.00
841085426	3130ARKG5	FEDERAL HOME LOAN BANKS	04/21/2026	3.000	25,000,000.00	25,000,000.00	25,000,000.00	24,560,750.00
813949229	3130AR6C0	FEDERAL HOME LOAN BANKS	03/24/2025	2.000	50,000,000.00	50,000,000.00	50,000,000.00	49,726,500.00
838488791	3130ARGR6	FEDERAL HOME LOAN BANKS	04/14/2025	2.600	25,000,000.00	25,000,000.00	25,000,000.00	24,871,500.00
821809161	3130AQKU6	FEDERAL HOME LOAN BANKS	01/19/2029	1.770	25,000,000.00	25,000,000.00	25,000,000.00	22,474,500.00
821810283	3130AQWY5	FEDERAL HOME LOAN BANKS	02/24/2025	1.700	15,000,000.00	15,000,000.00	15,000,000.00	14,936,100.00
821809368	3130AKJA5	FEDERAL HOME LOAN BANKS	12/16/2030	1.280	33,200,000.00	33,194,068.21	33,190,040.00	27,305,340.00
821810055	3130AKAQ9	FEDERAL HOME LOAN BANKS	10/07/2030	1.210	38,200,000.00	38,200,000.00	38,200,000.00	31,481,002.00
1342711516	3130B2BF6	FEDERAL HOME LOAN BANKS	08/06/2029	5.250	50,000,000.00	50,000,000.00	50,000,000.00	49,896,500.00
821809693	3130AQ4R1	FEDERAL HOME LOAN BANKS	12/13/2028	1.700	25,000,000.00	25,000,000.00	25,000,000.00	22,469,000.00
821809680	3130ALV68	FEDERAL HOME LOAN BANKS	03/30/2026	1.030	25,000,000.00	25,000,000.00	25,000,000.00	24,019,500.00
824373426	3130AJK40	FEDERAL HOME LOAN BANKS	05/04/2027	1.200	19,444,444.44	19,444,444.45	19,444,444.45	18,086,833.33
821809174	3130AHL76	FEDERAL HOME LOAN BANKS	11/25/2026	2.080	50,000,000.00	50,000,000.00	50,000,000.00	47,869,000.00
821809202	3130AHNR0	FEDERAL HOME LOAN BANKS	12/16/2026	2.020	50,000,000.00	50,000,000.00	50,000,000.00	47,745,000.00
821809241	3130AQRW5	FEDERAL HOME LOAN BANKS	02/17/2032	2.400	25,000,000.00	25,000,000.00	25,000,000.00	21,385,250.00
858143703	3130ASQ07	FEDERAL HOME LOAN BANKS	06/07/2027	3.250	25,000,000.00	25,000,000.00	25,000,000.00	24,381,000.00
1141009813	3130AXVE5	FEDERAL HOME LOAN BANKS	11/28/2028	5.350	50,000,000.00	50,000,000.00	50,000,000.00	49,988,500.00
1429008951	3130B3WR0	FEDERAL HOME LOAN BANKS	12/09/2031	5.275	46,670,000.00	46,651,962.48	46,651,798.70	46,602,328.50
877589745	3130ASHH5	FEDERAL HOME LOAN BANKS	06/28/2027	4.260	25,000,000.00	25,000,000.00	25,000,000.00	24,868,250.00
821809650	3130ALD43	FEDERAL HOME LOAN BANKS	02/24/2031	1.460	25,000,000.00	25,000,000.00	25,000,000.00	20,649,250.00
853951950	3130ARVC2	FEDERAL HOME LOAN BANKS	05/12/2025	3.200	25,000,000.00	25,000,000.00	25,000,000.00	24,894,250.00
1430932218	3130B3ZR7	FEDERAL HOME LOAN BANKS	12/12/2031	5.250	29,750,000.00	29,750,000.00	29,750,000.00	29,744,645.00
870006897	3130ASFD6	FEDERAL HOME LOAN BANKS	06/27/2025	3.500	25,000,000.00	25,000,000.00	25,000,000.00	24,895,750.00
821852235	3130AQYZ0	FEDERAL HOME LOAN BANKS	03/03/2025	2.000	25,000,000.00	25,000,000.00	25,000,000.00	24,895,750.00
1237998929	3130B0PR4	FEDERAL HOME LOAN BANKS	10/02/2028	5.000	25,000,000.00	25,000,000.00	25,000,000.00	24,964,250.00
828331469	3130AR6A4	FEDERAL HOME LOAN BANKS	03/28/2025	2.000	50,000,000.00	50,000,000.00	50,000,000.00	49,714,000.00
869387879	3130ASEK1	FEDERAL HOME LOAN BANKS	06/27/2025	3.335	25,000,000.00	25,000,000.00	25,000,000.00	24,884,750.00
821809149	3130AJSQ3	FEDERAL HOME LOAN BANKS	07/06/2027	1.020	24,185,000.00	24,182,829.82	24,178,953.75	22,270,999.10
821810799	3130AQJW4	FEDERAL HOME LOAN BANKS	01/27/2027	1.520	50,000,000.00	50,000,000.00	50,000,000.00	47,221,500.00
821809562	3130APWC5	FEDERAL HOME LOAN BANKS	11/23/2026	1.375	25,000,000.00	25,000,000.00	25,000,000.00	23,648,750.00
821810784	3130AQF24	FEDERAL HOME LOAN BANKS	12/29/2026	1.400	50,000,000.00	50,000,000.00	50,000,000.00	47,181,000.00
821809534	3130APMZ5	FEDERAL HOME LOAN BANKS	10/27/2026	1.250	25,000,000.00	25,000,000.00	25,000,000.00	23,658,750.00
821809644	3130AME73	FEDERAL HOME LOAN BANKS	05/18/2028	1.450	25,000,000.00	25,000,000.00	25,000,000.00	22,649,500.00
821810681	3130AKTV8	FEDERAL HOME LOAN BANKS	01/28/2031	1.320	50,000,000.00	50,000,000.00	50,000,000.00	41,018,000.00
821810610	3130APP33	FEDERAL HOME LOAN BANKS	11/17/2028	1.600	12,000,000.00	12,000,000.00	12,000,000.00	10,763,520.00
826608927	3130AR5R8	FEDERAL HOME LOAN BANKS	03/24/2025	1.890	50,000,000.00	50,000,000.00	50,000,000.00	49,714,000.00
1432940650	3130B3ZR7	FEDERAL HOME LOAN BANKS	12/12/2031	5.250	15,000,000.00	15,000,000.00	15,000,000.00	14,997,300.00
826608942	3130AR5P2	FEDERAL HOME LOAN BANKS	03/24/2025	1.875	50,000,000.00	50,000,000.00	50,000,000.00	49,712,500.00
821809659	3130AQF32</							

LOS ANGELES COUNTY TREASURER
 TREASURER PORTFOLIO COMPARED TO MARKET VALUE
 FOR THE PERIOD: DECEMBER 1, 2024 TO DECEMBER 31, 2024
 FUND: POOLED SURPLUS INVESTMENTS
 ATTACHMENT X

Security ID	CUSIP	Description	Final Maturity	Face Rate	PAR	Amortized Cost	Historical Cost	Market Value
835023451	3130ARPM7	FEDERAL HOME LOAN BANKS	04/28/2025	3.020	25,000,000.00	24,999,600.05	24,996,250.00	24,892,250.00
851779930	3130ARVU2	FEDERAL HOME LOAN BANKS	05/09/2025	3.300	25,000,000.00	25,000,000.00	25,000,000.00	24,905,000.00
836624936	3130ARF63	FEDERAL HOME LOAN BANKS	04/11/2025	2.300	25,000,000.00	25,000,000.00	25,000,000.00	24,855,500.00
821809166	3130AQB44	FEDERAL HOME LOAN BANKS	12/14/2029	1.800	25,000,000.00	25,000,000.00	25,000,000.00	21,928,500.00
821810683	3130AQKV4	FEDERAL HOME LOAN BANKS	01/27/2027	1.625	25,000,000.00	25,000,000.00	25,000,000.00	23,662,500.00
821809558	3130AKPK6	FEDERAL HOME LOAN BANKS	01/27/2032	1.370	25,000,000.00	25,000,000.00	25,000,000.00	19,815,000.00
843475066	3130ARPK1	FEDERAL HOME LOAN BANKS	04/25/2025	3.000	25,000,000.00	25,000,000.00	25,000,000.00	24,892,500.00
821852237	3130AQXK4	FEDERAL HOME LOAN BANKS	03/07/2025	1.740	25,000,000.00	25,000,000.00	25,000,000.00	24,877,750.00
826608940	3130ARCG4	FEDERAL HOME LOAN BANKS	03/24/2025	2.040	25,000,000.00	25,000,000.00	25,000,000.00	24,867,750.00
1349188571	3130B2E27	FEDERAL HOME LOAN BANKS	08/28/2031	5.150	50,000,000.00	50,000,000.00	50,000,000.00	49,904,500.00
821810696	3130AKTZ9	FEDERAL HOME LOAN BANKS	02/03/2031	1.320	50,000,000.00	50,000,000.00	50,000,000.00	40,999,000.00
821809601	3130AQHZ9	FEDERAL HOME LOAN BANKS	01/25/2027	1.540	25,000,000.00	25,000,000.00	25,000,000.00	23,624,750.00
811657280	3130ARQ33	FEDERAL HOME LOAN BANKS	03/07/2025	2.010	25,000,000.00	25,000,000.00	25,000,000.00	24,887,250.00
821809553	3130AJV48	FEDERAL HOME LOAN BANKS	07/28/2027	0.770	50,000,000.00	50,000,000.00	50,000,000.00	45,653,000.00
821810734	3130AKYE0	FEDERAL HOME LOAN BANKS	02/24/2031	1.250	50,000,000.00	50,000,000.00	50,000,000.00	40,741,000.00
1327267068	3130B26C4	FEDERAL HOME LOAN BANKS	08/13/2031	5.420	25,000,000.00	25,000,000.00	25,000,000.00	24,985,500.00
870006889	3130ASFH7	FEDERAL HOME LOAN BANKS	06/27/2025	3.500	25,000,000.00	25,000,000.00	25,000,000.00	24,895,750.00
821810706	3130AKNQ5	FEDERAL HOME LOAN BANKS	01/27/2032	1.340	50,000,000.00	50,000,000.00	50,000,000.00	39,540,500.00
821809640	3130APXY6	FEDERAL HOME LOAN BANKS	12/01/2026	1.420	25,000,000.00	25,000,000.00	25,000,000.00	23,652,750.00
821809199	3130AKJU1	FEDERAL HOME LOAN BANKS	12/30/2027	0.875	22,000,000.00	22,000,000.00	22,000,000.00	19,827,940.00
821809996	3130AM2J0	FEDERAL HOME LOAN BANKS	04/28/2026	1.050	50,000,000.00	50,000,000.00	50,000,000.00	47,915,000.00
821809655	3130AQAY9	FEDERAL HOME LOAN BANKS	12/30/2026	1.500	25,000,000.00	25,000,000.00	25,000,000.00	23,636,000.00
817178483	3130AQXH1	FEDERAL HOME LOAN BANKS	03/03/2025	1.720	25,000,000.00	25,000,000.00	25,000,000.00	24,884,000.00
821809627	3130APVD4	FEDERAL HOME LOAN BANKS	11/23/2027	1.390	25,000,000.00	25,000,000.00	25,000,000.00	22,960,750.00
836624939	3130ARF48	FEDERAL HOME LOAN BANKS	04/11/2025	2.300	25,000,000.00	25,000,000.00	25,000,000.00	24,855,500.00
821809582	3130AHSJ3	FEDERAL HOME LOAN BANKS	12/23/2026	2.090	40,000,000.00	40,000,000.00	40,000,000.00	38,234,400.00
870418077	3130ASGA1	FEDERAL HOME LOAN BANKS	06/27/2025	3.820	25,000,000.00	25,000,000.00	25,000,000.00	24,931,750.00
821809610	3130AQTT0	FEDERAL HOME LOAN BANKS	02/28/2025	1.550	25,000,000.00	25,000,000.00	25,000,000.00	24,880,500.00
821108957	3130ARD99	FEDERAL HOME LOAN BANKS	04/04/2025	2.080	25,000,000.00	25,000,000.00	25,000,000.00	24,852,500.00
821809554	3130APVK8	FEDERAL HOME LOAN BANKS	11/23/2026	1.300	25,000,000.00	25,000,000.00	25,000,000.00	23,615,000.00
821810420	3130AKJT4	FEDERAL HOME LOAN BANKS	12/30/2030	1.290	19,875,000.00	19,875,000.00	19,875,000.00	16,336,256.25
844686359	3130ARPE5	FEDERAL HOME LOAN BANKS	04/28/2025	3.000	25,000,000.00	25,000,000.00	25,000,000.00	24,890,250.00
821810777	3130AKNV4	FEDERAL HOME LOAN BANKS	01/27/2032	1.350	50,000,000.00	50,000,000.00	50,000,000.00	39,570,000.00
837511314	3130ARRR4	FEDERAL HOME LOAN BANKS	04/28/2025	3.020	25,000,000.00	25,000,000.00	25,000,000.00	24,892,250.00
821810693	3130AQLU5	FEDERAL HOME LOAN BANKS	01/27/2027	1.660	25,000,000.00	25,000,000.00	25,000,000.00	23,679,500.00
821810702	3130AL4N1	FEDERAL HOME LOAN BANKS	02/24/2031	1.320	50,000,000.00	50,000,000.00	50,000,000.00	40,927,000.00
821810028	3130AJJQ3	FEDERAL HOME LOAN BANKS	04/27/2027	1.200	50,000,000.00	50,000,000.00	50,000,000.00	46,540,000.00
877589744	3130ASDV8	FEDERAL HOME LOAN BANKS	06/28/2027	3.300	25,000,000.00	25,000,000.00	25,000,000.00	24,396,500.00
819993801	3130ARBH3	FEDERAL HOME LOAN BANKS	03/28/2025	2.000	50,000,000.00	50,000,000.00	50,000,000.00	49,714,000.00
821810687	3130AQLQ4	FEDERAL HOME LOAN BANKS	01/27/2027	1.650	25,000,000.00	25,000,000.00	25,000,000.00	23,674,750.00
821810000	3130AKB96	FEDERAL HOME LOAN BANKS	10/02/2030	1.080	50,000,000.00	50,000,000.00	50,000,000.00	40,899,000.00
821809567	3130AK3V6	FEDERAL HOME LOAN BANKS	09/30/2030	1.300	39,950,000.00	39,950,000.00	39,950,000.00	33,124,942.00
821810730	3130AKKQ8	FEDERAL HOME LOAN BANKS	12/23/2030	1.250	50,000,000.00	50,000,000.00	50,000,000.00	41,019,000.00
821809694	3130AL4L5	FEDERAL HOME LOAN BANKS	08/24/2029	1.150	25,000,000.00	25,000,000.00	25,000,000.00	21,429,500.00
821810786	3130AKS23	FEDERAL HOME LOAN BANKS	01/27/2033	1.495	50,000,000.00	50,000,000.00	50,000,000.00	38,518,500.00
821809550	3130APYJ8	FEDERAL HOME LOAN BANKS	06/08/2026	1.290	25,000,000.00	25,000,000.00	25,000,000.00	23,950,250.00
839545177	3130ARHC8	FEDERAL HOME LOAN BANKS	04/17/2025	2.600	25,000,000.00	25,000,000.00	25,000,000.00	24,869,250.00
821809972	3130AJRQ4	FEDERAL HOME LOAN BANKS	06/25/2027	1.000	50,000,000.00	50,000,000.00	50,000,000.00	46,068,500.00
1132575155	3130AXQQ4	FEDERAL HOME LOAN BANKS	11/28/2028	5.250	50,000,000.00	50,000,000.00	50,000,000.00	50,122,500.00
821809145	3130AQ3P6	FEDERAL HOME LOAN BANKS	12/08/2031	2.080	24,000,000.00	24,000,000.00	24,000,000.00	20,224,080.00
821809636	3130APX26	FEDERAL HOME LOAN BANKS	12/01/2026	1.400	25,000,000.00	25,000,000.00	25,000,000.00	23,643,500.00
840297222	3130ARE56	FEDERAL HOME LOAN BANKS	04/04/2025	2.210	25,000,000.00	25,000,000.00	25,000,000.00	24,860,750.00
1441950970	313385DH6	FEDERAL HOME LOAN BANKS	03/21/2025	4.249	50,000,000.00	49,523,790.28	49,462,973.61	49,526,000.00
1407636646	313385AC0	FEDERAL HOME LOAN BANKS	01/03/2025	4.509	50,000,000.00	49,987,475.00	49,649,300.00	49,976,500.00
1431864875	313385AX4	FEDERAL HOME LOAN BANKS	01/22/2025	4.305	50,000,000.00	49,874,437.50	49,718,979.17	49,865,500.00
14111469731	313385AS5	FEDERAL HOME LOAN BANKS	01/17/2025	4.440	50,000,000.00	49,901,333.33	49,593,000.00	49,895,000.00
1418714998	313385CW4	FEDERAL HOME LOAN BANKS	03/10/2025	4.380	30,000,000.00	29,751,800.00	29,602,150.00	29,754,000.00
1413030633	313385BG0	FEDERAL HOME LOAN BANKS	01/31/2025	4.400	50,000,000.00	49,816,666.67	49,523,333.33	49,813,000.00
1440021924	313385DF0	FEDERAL HOME LOAN BANKS	03/19/2025	4.250	50,000,000.00	49,545,486.11	49,462,847.22	49,537,500.00
1436788388	313385AH9	FEDERAL HOME LOAN BANKS	01/08/2025	4.310	50,000,000.00	49,558,097.22	49,844,361.11	49,947,500.00
1448405763	313385CR5	FEDERAL HOME LOAN BANKS	03/05/2025	4.205	50,000,000.00	49,632,062.50	49,620,381.94	49,619,500.00
1417163612	313385CB0	FEDERAL HOME LOAN BANKS	02/19/2025	4.410	50,000,000.00	49,699,875.00	49,442,625.00	49,701,000.00
1449506071	313385EQ5	FEDERAL HOME LOAN BANKS	04/21/2025	4.165	50,000,000.00	49,363,680.55	49,357,895.83	49,351,500.00
1441950972	313385DD5	FEDERAL HOME LOAN BANKS	03/17/2025	4.225	50,000,000.00	49,559,895.83	49,483,611.11	49,549,500.00
1434168055	313385CY0	FEDERAL HOME LOAN BANKS	03/12/2025	4.300	50,000,000.00	49,581,944.45	49,456,527.78	49,578,500.00
1390502358	313385AF3	FEDERAL HOME LOAN BANKS	01/08/2025	4.485	50,000,000.00	49,968,854.17	49,501,666.67	49,959,000.00
1429008941	313385BG0	FEDERAL HOME LOAN BANKS	01/31/2025	4.355	50,000,000.00	49,818,541.66	49,643,131.94	49,813,000.00
1435030258	313385CD6	FEDERAL HOME LOAN BANKS	02/21/2025	4.260	50,000,000.00	49,698,250.00	49,574,000.00	49,689,000.00
1413030637	313385BW5	FEDERAL HOME LOAN BANKS	02/14/2025	4.391	50,000,000.00	49,731,661.11	49,445,026.39	49,730,000.00
1441950974	313385DD5	FEDERAL HOME LOAN BANKS	03/17/2025	4.225	50,000,000.00	49,559,895.83	49,483,611.11	49,549,500.00
1405971484	313385AB2	FEDERAL HOME LOAN BANKS	01/02/2025	4.511	50,000,000.00	49,993,734.72	49,642,879.17	49,982,500.00
1384304629	313385AK2	FEDERAL HOME LOAN BANKS	01/10/2025	4.530	33,000,000.00	32,962,627.50	32,622,122.50	32,957,430.00
1449506075	313385EQ5	FEDERAL HOME LOAN BANKS	04/21/2025	4.165	50,000,000.00	49,363,680.55	49,357,895.83	49,351,500.00
1431864851	313385AX4	FEDERAL HOME LOAN BANKS	01/22/2025	4.305	50,000,000.00	49,874,437.50	49,718,979.17	49,865,500.00
1418714991	313385CD6	FEDERAL HOME LOAN BANKS	02/21/2025	4.427	50,000,000.00	49,686,420.83	49,440,476.39	49,689,000.00
1444194161	313385CR5	FEDERAL HOME LOAN BANKS	03/05/2025	4.215	50,000,000.00	49,631,187.50	49,578,500.00	49,619,500.00
1377029578	313385AB2	FEDERAL HOME LOAN BANKS	01/02/2025	4.493	50,000,000.00	49,993,759.72	49,432,134.72	49,982,500.00
1445666988	313385DQ6	FEDERAL HOME LOAN BANKS	03/28/2025	4.210	45,000,000.00	44,547,425.00	44,521,112.50	44,536,500.00
1432940653	313385AQ9	FEDERAL HOME LOAN BANKS	01/15/2025	4.310	50,000,000.00	49,916,194.44	49,778,513.89	49,906,500.00
1388880330	313385AW6	FEDERAL HOME LOAN BANKS	01/21/2025	4.510	50,000,000.00	49,874,722.22	49,392,402.78	49,871,500.00
1395944667	313385AS5	FEDERAL HOME LOAN BANKS	01/17/2025	4.500	50,000,000.00	49,900,000.00	49,475,000.00	49,895,000.00
1436788381	313385AH9	FEDERAL HOME LOAN BANKS	01/08/2025	4.310	50,000,000.00	49,558,097.22	49,844,361.11	49,947,500.00
1423992646	313385BG0	FEDERAL HOME LOAN BANKS	01/31/2025	4.400	50,000,000.00	49,816,666.67	49,602,777.78	49,813,000.00
1369856208	313385AF3	FEDERAL HOME LOAN BANKS	01/06/2025	4.470	50,000,000.00	49,968,958.33	49,354,333.33	49,959,000.00
1434168047	313385CA2	FEDERAL HOME LOAN BANKS	02/18/2025	4.300	50,000,000.00	49,713,333.33	49,581,944.44	49,706,500.00
1411469735	313385BU9	FEDERAL HOME LOAN BANKS	02/12/2025	4.432	50,000,000.00	49,741,466.66	49,439,844.44	49,742,000.00

LOS ANGELES COUNTY TREASURER
 TREASURER PORTFOLIO COMPARED TO MARKET VALUE
 FOR THE PERIOD: DECEMBER 1, 2024 TO DECEMBER 31, 2024
 FUND: POOLED SURPLUS INVESTMENTS
 ATTACHMENT X

Security ID	CUSIP	Description	Final Maturity	Face Rate	PAR	Amortized Cost	Historical Cost	Market Value
1447478249	313385BU9	FEDERAL HOME LOAN BANKS	02/12/2025	4.225	50,000,000.00	49,753,541.67	49,724,201.39	49,742,000.00
1434168068	313385CL8	FEDERAL HOME LOAN BANKS	02/28/2025	4.270	50,000,000.00	49,656,027.78	49,525,555.56	49,648,000.00
1401399104	313385BG0	FEDERAL HOME LOAN BANKS	01/31/2025	4.472	50,000,000.00	49,813,666.67	49,434,788.89	49,813,000.00
1430045080	313385AF3	FEDERAL HOME LOAN BANKS	01/06/2025	4.370	50,000,000.00	49,969,652.78	49,799,708.33	49,959,000.00
1447478262	313385BU9	FEDERAL HOME LOAN BANKS	02/12/2025	4.225	50,000,000.00	49,753,541.67	49,724,201.39	49,742,000.00
1413030631	313385AS5	FEDERAL HOME LOAN BANKS	01/17/2025	4.430	50,000,000.00	49,901,555.56	49,606,222.22	49,895,000.00
1414280953	313385BG0	FEDERAL HOME LOAN BANKS	01/31/2025	4.410	49,464,000.00	49,282,219.80	48,997,430.82	49,279,004.64
1431864886	313385AX4	FEDERAL HOME LOAN BANKS	01/22/2025	4.305	50,000,000.00	49,874,437.50	49,718,979.17	49,865,500.00
1377030883	313385AB2	FEDERAL HOME LOAN BANKS	01/02/2025	4.493	50,000,000.00	49,993,759.72	49,432,134.72	49,982,500.00
1417163608	313385AS5	FEDERAL HOME LOAN BANKS	01/17/2025	4.425	28,439,000.00	28,383,069.97	28,232,758.00	28,379,278.10
1432940644	313385CL8	FEDERAL HOME LOAN BANKS	02/28/2025	4.270	50,000,000.00	49,656,027.78	49,519,625.00	49,648,000.00
1444194163	313385CR5	FEDERAL HOME LOAN BANKS	03/05/2025	4.215	50,000,000.00	49,631,187.50	49,578,500.00	49,619,500.00
1445666982	313385DQ6	FEDERAL HOME LOAN BANKS	03/28/2025	4.210	50,000,000.00	49,497,138.89	49,467,902.78	49,485,000.00
1431864889	313385CL8	FEDERAL HOME LOAN BANKS	02/28/2025	4.280	50,000,000.00	49,655,222.22	49,500,666.67	49,648,000.00
1413030632	313385BW5	FEDERAL HOME LOAN BANKS	02/14/2025	4.391	50,000,000.00	49,731,661.11	49,445,026.39	49,730,000.00
1438123155	313385CC8	FEDERAL HOME LOAN BANKS	02/20/2025	4.250	50,000,000.00	49,704,861.11	49,610,416.67	49,695,000.00
1431864874	313385AX4	FEDERAL HOME LOAN BANKS	01/22/2025	4.305	50,000,000.00	49,874,437.50	49,718,979.17	49,865,500.00
1395944660	313385AS5	FEDERAL HOME LOAN BANKS	01/17/2025	4.500	50,000,000.00	49,900,000.00	49,475,000.00	49,895,000.00
1441950971	313385DH6	FEDERAL HOME LOAN BANKS	03/21/2025	4.249	50,000,000.00	49,533,790.28	49,462,973.61	49,526,000.00
1417163609	313385CB0	FEDERAL HOME LOAN BANKS	02/19/2025	4.410	50,000,000.00	49,699,875.00	49,442,625.00	49,701,000.00
1407636662	313385AC0	FEDERAL HOME LOAN BANKS	01/03/2025	4.509	50,000,000.00	49,987,475.00	49,649,300.00	49,976,500.00
1435815842	313385CR5	FEDERAL HOME LOAN BANKS	03/05/2025	4.255	50,000,000.00	49,627,687.50	49,509,493.06	49,619,500.00
1413030634	313385BW5	FEDERAL HOME LOAN BANKS	02/14/2025	4.391	50,000,000.00	49,731,661.11	49,445,026.39	49,730,000.00
1406805258	313385AS5	FEDERAL HOME LOAN BANKS	01/17/2025	4.430	50,000,000.00	49,901,555.56	49,557,000.00	49,895,000.00
1430045075	313385AF3	FEDERAL HOME LOAN BANKS	01/06/2025	4.370	50,000,000.00	49,969,652.78	49,799,708.33	49,959,000.00
1417163611	313385BG0	FEDERAL HOME LOAN BANKS	01/31/2025	4.405	50,000,000.00	49,816,458.33	49,553,381.94	49,813,000.00
1432940633	313385AQ9	FEDERAL HOME LOAN BANKS	01/15/2025	4.310	50,000,000.00	49,916,194.44	49,778,513.89	49,906,500.00
1447478257	313385AK2	FEDERAL HOME LOAN BANKS	01/10/2025	4.240	50,000,000.00	49,947,000.00	49,917,555.56	49,935,500.00
1416240368	313385BG0	FEDERAL HOME LOAN BANKS	01/31/2025	4.420	30,000,000.00	29,889,500.00	29,727,433.33	29,887,800.00
1389592061	313385AS5	FEDERAL HOME LOAN BANKS	01/17/2025	4.527	50,000,000.00	49,899,400.00	49,427,837.50	49,895,000.00
1413030636	313385BW5	FEDERAL HOME LOAN BANKS	02/14/2025	4.391	50,000,000.00	49,731,661.11	49,445,026.39	49,730,000.00
1386753193	313385AQ9	FEDERAL HOME LOAN BANKS	01/15/2025	4.527	50,000,000.00	49,911,975.00	49,427,837.50	49,906,500.00
1444194158	313385CR5	FEDERAL HOME LOAN BANKS	03/05/2025	4.215	50,000,000.00	49,631,187.50	49,578,500.00	49,619,500.00
1432940652	313385CL8	FEDERAL HOME LOAN BANKS	02/28/2025	4.270	50,000,000.00	49,656,027.78	49,519,625.00	49,648,000.00
1431864852	313385CL8	FEDERAL HOME LOAN BANKS	02/28/2025	4.280	50,000,000.00	49,655,222.22	49,500,666.67	49,648,000.00
1382826488	313385AH9	FEDERAL HOME LOAN BANKS	01/08/2025	4.549	50,000,000.00	49,955,773.61	49,425,056.94	49,947,500.00
1395208193	313385AZ9	FEDERAL HOME LOAN BANKS	01/24/2025	4.502	50,000,000.00	49,856,186.11	49,430,997.22	49,854,000.00
1434168063	313385CL8	FEDERAL HOME LOAN BANKS	02/28/2025	4.270	50,000,000.00	49,656,027.78	49,525,555.56	49,648,000.00
1377030886	313385AB2	FEDERAL HOME LOAN BANKS	01/02/2025	4.493	50,000,000.00	49,993,759.72	49,425,894.44	49,982,500.00
1413030639	313385BG0	FEDERAL HOME LOAN BANKS	01/31/2025	4.375	25,290,000.00	25,197,796.88	25,050,271.88	25,195,415.40
1419307836	313385CA2	FEDERAL HOME LOAN BANKS	02/18/2025	4.400	50,000,000.00	49,706,666.67	49,462,222.22	49,706,500.00
1445666974	313385CT1	FEDERAL HOME LOAN BANKS	03/07/2025	4.230	50,000,000.00	49,618,125.00	49,582,875.00	49,608,000.00
1423992645	313385BG0	FEDERAL HOME LOAN BANKS	01/31/2025	4.400	50,000,000.00	49,816,666.67	49,602,777.78	49,813,000.00
1434168050	313385CY0	FEDERAL HOME LOAN BANKS	03/12/2025	4.300	50,000,000.00	49,581,944.45	49,456,527.78	49,578,500.00
1401399105	313385BG0	FEDERAL HOME LOAN BANKS	01/31/2025	4.472	50,000,000.00	49,813,666.67	49,434,788.89	49,813,000.00
1393456847	313385AP1	FEDERAL HOME LOAN BANKS	01/14/2025	4.510	50,000,000.00	49,918,569.44	49,473,833.33	49,912,500.00
1419307834	313385BG0	FEDERAL HOME LOAN BANKS	01/31/2025	4.410	50,000,000.00	49,816,250.00	49,571,250.00	49,813,000.00
1416240361	313385BG0	FEDERAL HOME LOAN BANKS	01/31/2025	4.420	50,000,000.00	49,815,833.33	49,545,722.22	49,813,000.00
1430927507	313385CD6	FEDERAL HOME LOAN BANKS	02/21/2025	4.335	50,000,000.00	49,692,937.50	49,530,375.00	49,689,000.00
1449506069	313385FB7	FEDERAL HOME LOAN BANKS	05/02/2025	4.160	50,000,000.00	49,300,888.89	49,295,111.11	49,295,500.00
1406805253	313385AS5	FEDERAL HOME LOAN BANKS	01/17/2025	4.430	25,482,000.00	25,431,828.77	25,256,229.48	25,428,487.80
1444194164	313385CR5	FEDERAL HOME LOAN BANKS	03/05/2025	4.215	3,825,000.00	3,796,785.84	3,792,755.25	3,795,891.75
1369856200	313385AF3	FEDERAL HOME LOAN BANKS	01/06/2025	4.470	50,000,000.00	49,968,958.33	49,354,333.33	49,959,000.00
1445666978	313385DQ6	FEDERAL HOME LOAN BANKS	03/28/2025	4.210	50,000,000.00	49,497,138.89	49,467,902.78	49,485,000.00
1384304636	313385AH9	FEDERAL HOME LOAN BANKS	01/08/2025	4.530	25,000,000.00	24,977,979.17	24,720,020.83	24,973,750.00
1382826482	313385AH9	FEDERAL HOME LOAN BANKS	01/08/2025	4.549	50,000,000.00	49,955,773.61	49,425,056.94	49,947,500.00
1386753188	313385AQ9	FEDERAL HOME LOAN BANKS	01/15/2025	4.527	50,000,000.00	49,911,975.00	49,427,837.50	49,906,500.00
1429089500	313385BG0	FEDERAL HOME LOAN BANKS	01/31/2025	4.355	50,000,000.00	49,918,541.66	49,643,131.94	49,813,000.00
1435815839	313385DA1	FEDERAL HOME LOAN BANKS	03/14/2025	4.248	50,000,000.00	49,575,200.00	49,463,100.00	49,567,000.00
1434168052	313385CA2	FEDERAL HOME LOAN BANKS	02/18/2025	4.300	50,000,000.00	49,713,333.33	49,581,944.44	49,706,500.00
1449506067	313385FB7	FEDERAL HOME LOAN BANKS	05/02/2025	4.160	50,000,000.00	49,300,888.89	49,295,111.11	49,295,500.00
1393456849	313385AX4	FEDERAL HOME LOAN BANKS	01/22/2025	4.519	50,000,000.00	49,868,195.83	49,428,848.61	49,865,500.00
1447478261	313385AK2	FEDERAL HOME LOAN BANKS	01/10/2025	4.240	50,000,000.00	49,947,000.00	49,917,555.56	49,935,500.00
1377029577	313385AB2	FEDERAL HOME LOAN BANKS	01/02/2025	4.493	50,000,000.00	49,993,759.72	49,425,894.44	49,982,500.00
838488793	3130ARKC4	FEDERAL HOME LOAN BANKS	04/14/2025	2.840	25,000,000.00	25,000,000.00	25,000,000.00	24,888,000.00
874729125	3134GXZ5	FEDERAL HOME LOAN MORTGAGE CORP	06/27/2025	4.000	25,000,000.00	25,000,000.00	25,000,000.00	24,946,250.00
904121726	3134GXW42	FEDERAL HOME LOAN MORTGAGE CORP	09/15/2025	4.000	25,000,000.00	25,000,000.00	25,000,000.00	24,922,875.00
1105717474	3134H1DX8	FEDERAL HOME LOAN MORTGAGE CORP	03/25/2027	5.500	50,000,000.00	50,000,000.00	50,000,000.00	50,064,000.00
821809094	3134GW2S4	FEDERAL HOME LOAN MORTGAGE CORP	08/27/2030	1.200	25,000,000.00	25,000,000.00	25,000,000.00	20,781,500.00
1087607704	3134H1AU7	FEDERAL HOME LOAN MORTGAGE CORP	08/29/2028	5.300	50,000,000.00	50,000,000.00	50,000,000.00	50,039,500.00
821810557	3134GW4D5	FEDERAL HOME LOAN MORTGAGE CORP	10/28/2030	1.310	50,000,000.00	50,000,000.00	50,000,000.00	41,666,000.00
821809107	3134GWYY6	FEDERAL HOME LOAN MORTGAGE CORP	10/22/2030	1.260	25,000,000.00	24,995,846.20	24,992,500.00	20,780,500.00
886107584	3134GXG99	FEDERAL HOME LOAN MORTGAGE CORP	07/25/2025	3.650	25,000,000.00	25,000,000.00	25,000,000.00	24,909,000.00
821809206	3134GW6R2	FEDERAL HOME LOAN MORTGAGE CORP	11/05/2032	1.500	50,000,000.00	50,000,000.00	50,000,000.00	39,210,500.00
1183717788	3134H1PV9	FEDERAL HOME LOAN MORTGAGE CORP	01/22/2029	5.160	25,000,000.00	25,000,000.00	25,000,000.00	24,937,500.00
821809092	3134GWS8	FEDERAL HOME LOAN MORTGAGE CORP	08/24/2029	1.150	25,000,000.00	25,000,000.00	25,000,000.00	21,462,250.00
821809021	3134GW3A2	FEDERAL HOME LOAN MORTGAGE CORP	09/09/2030	1.200	25,000,000.00	25,000,000.00	25,000,000.00	20,759,250.00
821810299	3134GWQ74	FEDERAL HOME LOAN MORTGAGE CORP	09/26/2030	1.330	50,000,000.00	50,000,000.00	50,000,000.00	41,780,000.00
821810327	3134GXFT6	FEDERAL HOME LOAN MORTGAGE CORP	12/16/2031	1.330	50,000,000.00	50,000,000.00	50,000,000.00	39,810,000.00
821810742	3134GWW51	FEDERAL HOME LOAN MORTGAGE CORP	10/08/2030	1.240	50,000,000.00	50,000,000.00	50,000,000.00	41,512,000.00
821809464	3134GXBM5	FEDERAL HOME LOAN MORTGAGE CORP	11/12/2025	0.600	31,739,000.00	31,739,000.00	31,739,000.00	30,748,743.20
1239587453	3134H1ZJ5	FEDERAL HOME LOAN MORTGAGE CORP	04/04/2029	5.360	50,000,000.00	50,000,000.00	50,000,000.00	49,876,000.00
821809548	3134GVRW0	FEDERAL HOME LOAN MORTGAGE CORP	05/27/2025	0.750	50,000,000.00	50,000,000.00	50,000,000.00	49,267,000.00
821810766	3134GWYY6	FEDERAL HOME LOAN MORTGAGE CORP	10/22/2030	1.260	50,000,000.00	49,991,292.46	49,985,000.00	41,561,000.00
1175785391	3134H1NS8	FEDERAL HOME LOAN MORTGAGE CORP	01/29/2029	5.150	50,000,000.00	50,000,000.00	50,000,000.00	49,885,500.00
821809559								

LOS ANGELES COUNTY TREASURER
 TREASURER PORTFOLIO COMPARED TO MARKET VALUE
 FOR THE PERIOD: DECEMBER 1, 2024 TO DECEMBER 31, 2024
 FUND: POOLED SURPLUS INVESTMENTS
 ATTACHMENT X

Security ID	CUSIP	Description	Final Maturity	Face Rate	PAR	Amortized Cost	Historical Cost	Market Value
1211002764	3134H1VJ9	FEDERAL HOME LOAN MORTGAGE CORP	03/06/2029	5.510	25,000,000.00	25,000,000.00	25,000,000.00	24,982,000.00
1400333398	3134HAWM1	FEDERAL HOME LOAN MORTGAGE CORP	11/14/2031	5.060	50,000,000.00	50,000,000.00	50,000,000.00	49,978,500.00
821810333	3134GXFS8	FEDERAL HOME LOAN MORTGAGE CORP	12/09/2031	1.330	50,000,000.00	50,000,000.00	50,000,000.00	39,834,500.00
1246450839	3134H1D42	FEDERAL HOME LOAN MORTGAGE CORP	04/23/2029	5.600	50,000,000.00	50,000,000.00	50,000,000.00	50,043,000.00
1252508128	3134H1J87	FEDERAL HOME LOAN MORTGAGE CORP	05/03/2029	5.450	25,000,000.00	25,000,000.00	25,000,000.00	25,050,000.00
821810415	3134GXEB6	FEDERAL HOME LOAN MORTGAGE CORP	11/23/2032	1.420	50,000,000.00	50,000,000.00	50,000,000.00	38,893,000.00
1247082996	3134H1G23	FEDERAL HOME LOAN MORTGAGE CORP	04/16/2029	5.700	25,000,000.00	25,000,000.00	25,000,000.00	25,011,000.00
821809643	3134GVS64	FEDERAL HOME LOAN MORTGAGE CORP	05/27/2025	0.770	50,000,000.00	50,000,000.00	50,000,000.00	49,271,000.00
1185074076	3134H1PT4	FEDERAL HOME LOAN MORTGAGE CORP	01/22/2029	5.150	25,000,000.00	25,000,000.00	25,000,000.00	25,001,250.00
821809598	3134GWD41	FEDERAL HOME LOAN MORTGAGE CORP	07/29/2027	1.000	50,000,000.00	50,000,000.00	50,000,000.00	45,877,500.00
1231484714	3134H1YL1	FEDERAL HOME LOAN MORTGAGE CORP	03/27/2028	5.280	50,000,000.00	50,000,000.00	50,000,000.00	49,932,500.00
821809114	3137E4EP0	FEDERAL HOME LOAN MORTGAGE CORP	02/12/2025	1.500	25,000,000.00	24,999,556.99	24,980,750.00	24,915,500.00
821810804	3134GWUN4	FEDERAL HOME LOAN MORTGAGE CORP	09/30/2030	1.240	50,000,000.00	50,000,000.00	50,000,000.00	41,541,000.00
1259362962	3134H1P31	FEDERAL HOME LOAN MORTGAGE CORP	05/21/2029	5.770	50,000,000.00	50,000,000.00	50,000,000.00	50,147,500.00
821809030	3134GWRG3	FEDERAL HOME LOAN MORTGAGE CORP	09/03/2030	1.260	25,000,000.00	25,000,000.00	25,000,000.00	20,844,250.00
1311538955	3134H15V1	FEDERAL HOME LOAN MORTGAGE CORP	07/13/2029	5.650	50,000,000.00	50,000,000.00	50,000,000.00	49,970,000.00
821810292	3134GXEK6	FEDERAL HOME LOAN MORTGAGE CORP	11/25/2031	1.320	50,000,000.00	50,000,000.00	50,000,000.00	39,854,500.00
1208388477	3134H1UR2	FEDERAL HOME LOAN MORTGAGE CORP	02/28/2029	5.500	25,000,000.00	25,000,000.00	25,000,000.00	24,950,000.00
821809639	3134GWSZ0	FEDERAL HOME LOAN MORTGAGE CORP	09/28/2028	1.000	50,000,000.00	50,000,000.00	50,000,000.00	43,950,000.00
821810580	3134GW4K9	FEDERAL HOME LOAN MORTGAGE CORP	10/28/2030	1.310	50,000,000.00	50,000,000.00	50,000,000.00	41,666,000.00
1182264645	3134H1PQ0	FEDERAL HOME LOAN MORTGAGE CORP	01/29/2029	5.125	25,000,000.00	25,000,000.00	25,000,000.00	24,939,750.00
821810750	3134GWUA2	FEDERAL HOME LOAN MORTGAGE CORP	09/30/2030	1.250	50,000,000.00	50,000,000.00	50,000,000.00	41,566,000.00
868541001	3134GXXS8	FEDERAL HOME LOAN MORTGAGE CORP	06/27/2025	3.250	25,000,000.00	25,000,000.00	25,000,000.00	24,862,250.00
821809211	3134GVG44	FEDERAL HOME LOAN MORTGAGE CORP	12/09/2025	0.500	50,000,000.00	50,000,000.00	50,000,000.00	48,235,500.00
821809090	3134GWJA5	FEDERAL HOME LOAN MORTGAGE CORP	02/12/2029	1.100	25,000,000.00	25,000,000.00	25,000,000.00	21,806,750.00
1211002691	3134H1VH3	FEDERAL HOME LOAN MORTGAGE CORP	03/06/2029	5.500	25,000,000.00	25,000,000.00	25,000,000.00	24,980,000.00
821810509	3134GWZ22	FEDERAL HOME LOAN MORTGAGE CORP	10/28/2030	1.300	50,000,000.00	50,000,000.00	50,000,000.00	41,640,500.00
821809553	3134GXCS1	FEDERAL HOME LOAN MORTGAGE CORP	11/25/2025	0.625	50,000,000.00	50,000,000.00	50,121,500.00	48,406,000.00
907051191	3134GXY32	FEDERAL HOME LOAN MORTGAGE CORP	09/19/2025	4.050	25,000,000.00	25,000,000.00	25,000,000.00	24,941,500.00
821810772	3134GWZ74	FEDERAL HOME LOAN MORTGAGE CORP	10/21/2030	1.270	50,000,000.00	50,000,000.00	50,000,000.00	41,589,500.00
878006740	3134GXZV9	FEDERAL HOME LOAN MORTGAGE CORP	06/27/2025	4.000	25,000,000.00	25,000,000.00	25,000,000.00	24,946,250.00
821810281	3134GXEC4	FEDERAL HOME LOAN MORTGAGE CORP	11/25/2031	1.320	50,000,000.00	50,000,000.00	50,000,000.00	39,854,500.00
821809635	3134GWSZ0	FEDERAL HOME LOAN MORTGAGE CORP	09/28/2028	1.000	50,000,000.00	50,000,000.00	50,000,000.00	43,950,000.00
821810703	3134GXKC7	FEDERAL HOME LOAN MORTGAGE CORP	01/06/2031	1.150	50,000,000.00	50,000,000.00	50,000,000.00	40,627,000.00
821809088	3134GVX78	FEDERAL HOME LOAN MORTGAGE CORP	06/28/2027	1.000	25,000,000.00	24,999,911.26	24,999,750.00	23,005,000.00
821810746	3134GWTM8	FEDERAL HOME LOAN MORTGAGE CORP	09/30/2030	1.250	50,000,000.00	50,000,000.00	50,000,000.00	41,566,000.00
821809605	3134GVQR2	FEDERAL HOME LOAN MORTGAGE CORP	05/04/2027	1.050	50,000,000.00	50,000,000.00	50,000,000.00	46,293,000.00
821809108	3134GWC79	FEDERAL HOME LOAN MORTGAGE CORP	09/17/2030	1.280	25,000,000.00	25,000,000.00	25,000,000.00	20,843,750.00
821810457	3134GXEQ3	FEDERAL HOME LOAN MORTGAGE CORP	11/26/2032	1.490	50,000,000.00	50,000,000.00	50,000,000.00	39,111,000.00
821809093	3134GWQA7	FEDERAL HOME LOAN MORTGAGE CORP	08/20/2029	1.100	25,000,000.00	25,000,000.00	25,000,000.00	21,418,500.00
1241572235	3134H1ZP1	FEDERAL HOME LOAN MORTGAGE CORP	04/04/2029	5.430	50,000,000.00	50,000,000.00	50,000,000.00	49,916,500.00
821810698	3134GVUQ9	FEDERAL HOME LOAN MORTGAGE CORP	05/27/2027	1.070	50,000,000.00	50,000,000.00	50,000,000.00	46,221,000.00
821810059	3134GXBM5	FEDERAL HOME LOAN MORTGAGE CORP	11/12/2025	0.600	50,000,000.00	50,000,000.00	50,000,000.00	48,440,000.00
821809648	3134GWSX5	FEDERAL HOME LOAN MORTGAGE CORP	09/23/2030	1.250	50,000,000.00	50,000,000.00	50,000,000.00	41,591,000.00
821810414	3134GW6Y7	FEDERAL HOME LOAN MORTGAGE CORP	11/17/2031	1.410	50,000,000.00	50,000,000.00	50,000,000.00	40,143,500.00
1071596096	3134GYY63	FEDERAL HOME LOAN MORTGAGE CORP	07/26/2028	5.050	50,000,000.00	49,714,786.42	49,600,000.00	49,870,500.00
1403344801	3134HAW58	FEDERAL HOME LOAN MORTGAGE CORP	11/18/2031	5.200	50,000,000.00	50,000,000.00	50,000,000.00	49,968,500.00
904121725	3134GXW26	FEDERAL HOME LOAN MORTGAGE CORP	09/12/2025	4.000	25,000,000.00	25,000,000.00	25,000,000.00	24,939,500.00
821810076	3134GVVJ4	FEDERAL HOME LOAN MORTGAGE CORP	05/27/2025	0.730	50,000,000.00	50,000,000.00	50,000,000.00	49,263,000.00
821810771	3134GWZ66	FEDERAL HOME LOAN MORTGAGE CORP	10/22/2030	1.270	50,000,000.00	50,000,000.00	50,000,000.00	41,586,000.00
1290537029	3134H1Z97	FEDERAL HOME LOAN MORTGAGE CORP	06/27/2029	5.530	50,000,000.00	50,000,000.00	50,000,000.00	50,041,500.00
821809661	3134GVMU9	FEDERAL HOME LOAN MORTGAGE CORP	04/28/2026	1.000	50,000,000.00	50,000,000.00	50,000,000.00	47,836,500.00
821810756	3134GWXP6	FEDERAL HOME LOAN MORTGAGE CORP	10/15/2030	1.250	50,000,000.00	50,000,000.00	50,000,000.00	41,512,000.00
821809063	3134GWAJ5	FEDERAL HOME LOAN MORTGAGE CORP	07/22/2026	0.830	25,000,000.00	25,000,000.00	25,000,000.00	23,671,500.00
821809091	3134GWQY5	FEDERAL HOME LOAN MORTGAGE CORP	08/25/2028	1.070	25,000,000.00	25,000,000.00	25,000,000.00	22,104,500.00
821810517	3134GW3N4	FEDERAL HOME LOAN MORTGAGE CORP	10/28/2030	1.300	50,000,000.00	50,000,000.00	50,000,000.00	41,640,500.00
1389644050	3134HATJ2	FEDERAL HOME LOAN MORTGAGE CORP	11/06/2031	5.020	50,000,000.00	50,000,000.00	50,000,000.00	49,118,500.00
1196593160	3134H1RX3	FEDERAL HOME LOAN MORTGAGE CORP	02/21/2029	5.250	25,000,000.00	25,000,000.00	25,000,000.00	24,935,750.00
821810347	3134GXAT1	FEDERAL HOME LOAN MORTGAGE CORP	11/26/2030	1.360	50,000,000.00	50,000,000.00	50,000,000.00	41,649,000.00
1232433697	3134H1YP2	FEDERAL HOME LOAN MORTGAGE CORP	03/27/2028	5.250	50,000,000.00	50,000,000.00	50,000,000.00	49,919,500.00
821809026	3134GWD45	FEDERAL HOME LOAN MORTGAGE CORP	09/16/2030	1.250	25,000,000.00	25,000,000.00	25,000,000.00	20,808,500.00
821810063	3134GVZC1	FEDERAL HOME LOAN MORTGAGE CORP	06/23/2025	0.710	50,000,000.00	50,000,000.00	50,000,000.00	49,132,500.00
903285065	3134GXU44	FEDERAL HOME LOAN MORTGAGE CORP	09/07/2027	4.050	25,000,000.00	25,000,000.00	25,000,000.00	24,723,250.00
821809112	3134GWF68	FEDERAL HOME LOAN MORTGAGE CORP	09/17/2030	1.320	25,000,000.00	25,000,000.00	25,000,000.00	20,893,500.00
892077158	3134GXL77	FEDERAL HOME LOAN MORTGAGE CORP	07/28/2025	3.500	25,000,000.00	25,000,000.00	25,000,000.00	24,880,250.00
871902296	3134GXZV9	FEDERAL HOME LOAN MORTGAGE CORP	06/27/2025	4.000	25,000,000.00	25,000,000.00	25,000,000.00	24,946,250.00
821809631	3134GXCS1	FEDERAL HOME LOAN MORTGAGE CORP	11/25/2025	0.625	50,000,000.00	50,000,000.00	50,121,500.00	48,406,000.00
1175785390	3134H1NM1	FEDERAL HOME LOAN MORTGAGE CORP	01/29/2029	5.180	50,000,000.00	50,000,000.00	50,000,000.00	49,855,000.00
821810765	3134GWYT7	FEDERAL HOME LOAN MORTGAGE CORP	10/15/2030	1.260	50,000,000.00	50,000,000.00	50,000,000.00	41,537,000.00
1365011209	3134HALW1	FEDERAL HOME LOAN MORTGAGE CORP	09/17/2029	4.700	50,000,000.00	50,000,000.00	50,000,000.00	49,904,500.00
821809209	3134GXAK0	FEDERAL HOME LOAN MORTGAGE CORP	08/09/2032	1.500	50,000,000.00	50,000,000.00	50,000,000.00	39,544,500.00
821809543	3134GVRV2	FEDERAL HOME LOAN MORTGAGE CORP	05/27/2025	0.750	50,000,000.00	50,000,000.00	50,000,000.00	49,267,000.00
1201525602	3134H1SU8	FEDERAL HOME LOAN MORTGAGE CORP	02/28/2029	5.400	25,000,000.00	25,000,000.00	25,000,000.00	24,929,000.00
821809532	3134GVS80	FEDERAL HOME LOAN MORTGAGE CORP	07/09/2025	0.730	50,000,000.00	50,000,000.00	50,000,000.00	49,069,000.00
899279676	3134GXS21	FEDERAL HOME LOAN MORTGAGE CORP	08/25/2025	3.800	25,000,000.00	25,000,000.00	25,000,000.00	24,911,750.00
821810541	3134GW4S2	FEDERAL HOME LOAN MORTGAGE CORP	10/28/2030	1.300	50,000,000.00	50,000,000.00	50,000,000.00	41,640,500.00
821809024	3134GWRH1	FEDERAL HOME LOAN MORTGAGE CORP	08/26/2030	1.250	25,000,000.00	25,000,000.00	25,000,000.00	20,844,750.00
821810360	3134GXKB9	FEDERAL HOME LOAN MORTGAGE CORP	01/06/2033	1.360	50,000,000.00	50,000,000.00	50,000,000.00	38,640,500.00
821809110	3134GW6Q4	FEDERAL HOME LOAN MORTGAGE CORP	11/12/2030	1.310	25,000,000.00	25,000,000.00	25,000,000.00	20,785,250.00
821809642	3134GWSX5	FEDERAL HOME LOAN MORTGAGE CORP	09/23/2030	1.250	50,000,000.00	50,000,000.00	50,000,000.00	41,591,000.00
1205059830	3134H1TM5	FEDERAL HOME LOAN MORTGAGE CORP	02/21/2029	5.500	25,000,000.00	25,000,000.00	25,000,000.00	24,958,500.00
1274219209	3134H1U92	FEDERAL HOME LOAN MORTGAGE CORP	05/25/2029	5.660	50,000,000.00	50,000,000.00	50,000,000.00	49,957,000.00
821809657	3134GVGM4	FEDERAL HOME LOAN MORTGAGE CORP	03/17/2026	1.000	50,000,000.00	50,000,000.00	50,000,000.00	48,015,000.00
906927716	3134GXQ80	FEDERAL HOME LOAN MORTGAGE CORP	08/29/2025	3.750	25,000,000.00	25,		

LOS ANGELES COUNTY TREASURER
 TREASURER PORTFOLIO COMPARED TO MARKET VALUE
 FOR THE PERIOD: DECEMBER 1, 2024 TO DECEMBER 31, 2024
 FUND: POOLED SURPLUS INVESTMENTS
 ATTACHMENT X

Security ID	CUSIP	Description	Final Maturity	Face Rate	PAR	Amortized Cost	Historical Cost	Market Value
907051190	3134GX40	FEDERAL HOME LOAN MORTGAGE CORP	09/19/2025	4.100	25,000,000.00	25,000,000.00	25,000,000.00	24,950,250.00
821809653	3134GWD5	FEDERAL HOME LOAN MORTGAGE CORP	07/29/2027	0.830	50,000,000.00	50,000,000.00	50,000,000.00	45,679,500.00
1323520214	3134HABX0	FEDERAL HOME LOAN MORTGAGE CORP	07/25/2029	5.310	25,000,000.00	25,000,000.00	25,000,000.00	24,925,250.00
821810448	3134GXEN0	FEDERAL HOME LOAN MORTGAGE CORP	11/23/2032	1.420	50,000,000.00	50,000,000.00	50,000,000.00	38,893,000.00
1365839306	3134HAMB6	FEDERAL HOME LOAN MORTGAGE CORP	09/17/2029	4.700	50,000,000.00	50,000,000.00	50,000,000.00	49,904,500.00
1185927296	3134H1QC0	FEDERAL HOME LOAN MORTGAGE CORP	01/29/2029	5.200	50,000,000.00	50,000,000.00	50,000,000.00	49,858,000.00
821809552	3134GVZ50	FEDERAL HOME LOAN MORTGAGE CORP	12/26/2025	0.750	50,000,000.00	50,000,000.00	50,000,000.00	48,277,500.00
821809212	3134GXAQ7	FEDERAL HOME LOAN MORTGAGE CORP	11/23/2032	1.500	50,000,000.00	50,000,000.00	50,000,000.00	39,153,000.00
821810368	3134GXF1	FEDERAL HOME LOAN MORTGAGE CORP	12/02/2031	1.400	50,000,000.00	50,000,000.00	50,000,000.00	40,063,000.00
1279253261	3134H1W58	FEDERAL HOME LOAN MORTGAGE CORP	06/14/2029	5.740	25,000,000.00	25,000,000.00	25,000,000.00	25,001,750.00
821810803	3134GXEZ3	FEDERAL HOME LOAN MORTGAGE CORP	12/09/2030	1.220	50,000,000.00	50,000,000.00	50,000,000.00	41,244,000.00
821808975	3134GW6M3	FEDERAL HOME LOAN MORTGAGE CORP	11/04/2032	1.500	50,000,000.00	50,000,000.00	50,000,000.00	39,213,500.00
821809089	3134GVS58	FEDERAL HOME LOAN MORTGAGE CORP	06/23/2027	1.000	25,000,000.00	25,000,000.00	25,000,000.00	23,014,750.00
821809649	3134GVSP4	FEDERAL HOME LOAN MORTGAGE CORP	05/27/2025	0.770	50,000,000.00	50,000,000.00	50,000,000.00	49,271,000.00
821810465	3134GWZH2	FEDERAL HOME LOAN MORTGAGE CORP	10/28/2030	1.300	50,000,000.00	50,000,000.00	50,000,000.00	41,640,500.00
1213323977	3134H1VS9	FEDERAL HOME LOAN MORTGAGE CORP	03/12/2029	5.520	25,000,000.00	25,000,000.00	25,000,000.00	24,974,500.00
821810760	3134GWX04	FEDERAL HOME LOAN MORTGAGE CORP	10/22/2030	1.250	50,000,000.00	50,000,000.00	50,000,000.00	41,535,500.00
1384304635	313397AK7	FEDERAL HOME LOAN MORTGAGE CORP	01/10/2025	4.540	25,000,000.00	24,971,625.00	24,709,944.00	24,967,750.00
1383459827	313397AQ4	FEDERAL HOME LOAN MORTGAGE CORP	01/15/2025	4.500	50,000,000.00	49,912,500.00	49,393,750.00	49,906,500.00
1382826474	313397AS0	FEDERAL HOME LOAN MORTGAGE CORP	01/17/2025	4.530	50,000,000.00	49,899,333.33	49,364,541.67	49,895,000.00
1397753143	313397AQ4	FEDERAL HOME LOAN MORTGAGE CORP	01/15/2025	4.490	50,000,000.00	49,912,694.44	49,507,347.22	49,906,500.00
1386753183	313397AS0	FEDERAL HOME LOAN MORTGAGE CORP	01/17/2025	4.490	50,000,000.00	49,900,222.22	49,413,805.56	49,895,000.00
1381175152	313397AH4	FEDERAL HOME LOAN MORTGAGE CORP	01/08/2025	4.510	50,000,000.00	49,956,152.78	49,398,666.67	49,947,500.00
1386753185	313397AS0	FEDERAL HOME LOAN MORTGAGE CORP	01/17/2025	4.490	50,000,000.00	49,900,222.22	49,413,805.56	49,895,000.00
1394331776	313397AG6	FEDERAL HOME LOAN MORTGAGE CORP	01/07/2025	4.510	50,000,000.00	49,962,416.67	49,523,944.44	49,953,000.00
1381175156	313397AH4	FEDERAL HOME LOAN MORTGAGE CORP	01/08/2025	4.510	50,000,000.00	49,956,152.78	49,423,722.22	49,947,500.00
1393456848	313397AS0	FEDERAL HOME LOAN MORTGAGE CORP	01/17/2025	4.485	50,000,000.00	49,900,333.33	49,458,062.50	49,895,000.00
1404939619	313397AS0	FEDERAL HOME LOAN MORTGAGE CORP	01/17/2025	4.390	29,732,000.00	29,673,989.56	29,463,701.74	29,669,562.80
1384934156	313397AP6	FEDERAL HOME LOAN MORTGAGE CORP	01/14/2025	4.490	50,000,000.00	49,918,930.55	49,407,569.44	49,912,500.00
1397753144	313397AQ4	FEDERAL HOME LOAN MORTGAGE CORP	01/15/2025	4.490	50,000,000.00	49,912,694.44	49,507,347.22	49,906,500.00
1382826475	313397AS0	FEDERAL HOME LOAN MORTGAGE CORP	01/17/2025	4.530	50,000,000.00	49,899,333.33	49,364,541.67	49,895,000.00
1383459826	313397AQ4	FEDERAL HOME LOAN MORTGAGE CORP	01/15/2025	4.500	50,000,000.00	49,912,500.00	49,393,750.00	49,906,500.00
1404939615	313397AS0	FEDERAL HOME LOAN MORTGAGE CORP	01/17/2025	4.390	50,000,000.00	49,902,444.45	49,548,805.56	49,895,000.00
1381175153	313397AH4	FEDERAL HOME LOAN MORTGAGE CORP	01/08/2025	4.510	50,000,000.00	49,956,152.78	49,423,722.22	49,947,500.00
1384934164	313397AP6	FEDERAL HOME LOAN MORTGAGE CORP	01/14/2025	4.490	50,000,000.00	49,918,930.55	49,407,569.44	49,912,500.00
1393456860	313397AS0	FEDERAL HOME LOAN MORTGAGE CORP	01/17/2025	4.485	50,000,000.00	49,900,333.33	49,458,062.50	49,895,000.00
1384304638	313397AK7	FEDERAL HOME LOAN MORTGAGE CORP	01/10/2025	4.540	50,000,000.00	49,943,250.00	49,419,888.89	49,935,500.00
1289662538	3135GATT8	FEDERAL NATIONAL MORTGAGE ASSOCIATION	06/27/2029	5.630	50,000,000.00	50,000,000.00	50,000,000.00	49,971,000.00
821809122	3136G42S1	FEDERAL NATIONAL MORTGAGE ASSOCIATION	09/11/2030	1.120	25,000,000.00	25,000,000.00	25,000,000.00	20,656,500.00
1279253259	3135GATG6	FEDERAL NATIONAL MORTGAGE ASSOCIATION	06/06/2029	5.730	25,000,000.00	25,000,000.00	25,000,000.00	25,018,500.00
821809178	3135GA2D2	FEDERAL NATIONAL MORTGAGE ASSOCIATION	10/28/2030	1.260	50,000,000.00	50,000,000.00	50,000,000.00	41,539,500.00
1445671811	3136GA4X4	FEDERAL NATIONAL MORTGAGE ASSOCIATION	12/31/2031	5.235	50,000,000.00	50,000,000.00	50,000,000.00	49,975,000.00
1444894283	3136GA4Q9	FEDERAL NATIONAL MORTGAGE ASSOCIATION	12/26/2031	5.200	50,000,000.00	50,000,000.00	50,000,000.00	50,022,000.00
1392036424	3135GAXD8	FEDERAL NATIONAL MORTGAGE ASSOCIATION	11/07/2031	4.860	50,000,000.00	50,000,000.00	50,000,000.00	49,015,500.00
821809223	3136GAR88	FEDERAL NATIONAL MORTGAGE ASSOCIATION	08/26/2030	1.180	50,000,000.00	50,000,000.00	50,000,000.00	41,517,000.00
821809163	3136G45T6	FEDERAL NATIONAL MORTGAGE ASSOCIATION	10/28/2030	1.200	50,000,000.00	50,000,000.00	50,000,000.00	41,388,000.00
1365011688	3135GAV73	FEDERAL NATIONAL MORTGAGE ASSOCIATION	09/26/2029	4.680	50,000,000.00	50,000,000.00	50,000,000.00	49,904,500.00
821809120	3136G4E33	FEDERAL NATIONAL MORTGAGE ASSOCIATION	07/30/2027	0.875	25,000,000.00	25,000,000.00	25,000,000.00	22,864,500.00
821809660	3135G05Q2	FEDERAL NATIONAL MORTGAGE ASSOCIATION	08/05/2030	0.875	50,000,000.00	49,635,397.94	49,361,500.00	41,334,500.00
821809604	3135G05Q2	FEDERAL NATIONAL MORTGAGE ASSOCIATION	08/05/2030	0.875	50,000,000.00	49,377,295.73	48,940,000.00	41,334,500.00
1235387986	3135GAQQ7	FEDERAL NATIONAL MORTGAGE ASSOCIATION	04/09/2029	5.480	50,000,000.00	50,000,000.00	50,000,000.00	49,999,000.00
821809077	3135GACP4	FEDERAL NATIONAL MORTGAGE ASSOCIATION	01/27/2033	1.610	50,000,000.00	50,000,000.00	50,000,000.00	39,313,500.00
1445671809	3136GA4U0	FEDERAL NATIONAL MORTGAGE ASSOCIATION	12/30/2031	5.230	50,000,000.00	50,000,000.00	50,000,000.00	50,022,500.00
821809176	3135GA6X4	FEDERAL NATIONAL MORTGAGE ASSOCIATION	12/09/2030	1.240	50,000,000.00	50,000,000.00	50,000,000.00	41,295,500.00
1444894281	3136GA4P1	FEDERAL NATIONAL MORTGAGE ASSOCIATION	12/30/2031	5.350	50,000,000.00	50,000,000.00	50,000,000.00	50,006,000.00
821809182	3135GAC41	FEDERAL NATIONAL MORTGAGE ASSOCIATION	12/10/2030	1.330	50,000,000.00	50,000,000.00	50,000,000.00	41,523,000.00
1397758860	3135GAY47	FEDERAL NATIONAL MORTGAGE ASSOCIATION	11/13/2031	5.000	50,000,000.00	50,000,000.00	50,000,000.00	49,758,500.00
1275657029	3135GAT92	FEDERAL NATIONAL MORTGAGE ASSOCIATION	05/25/2029	5.700	50,000,000.00	50,000,000.00	50,000,000.00	49,972,000.00
821809602	3135G05Q2	FEDERAL NATIONAL MORTGAGE ASSOCIATION	08/05/2030	0.875	50,000,000.00	49,472,194.92	49,085,000.00	41,334,500.00
1202172677	3135GAP54	FEDERAL NATIONAL MORTGAGE ASSOCIATION	02/14/2029	5.460	25,000,000.00	25,000,000.00	25,000,000.00	24,955,250.00
821809656	3135GACK5	FEDERAL NATIONAL MORTGAGE ASSOCIATION	01/27/2032	1.310	50,000,000.00	50,000,000.00	50,000,000.00	39,608,000.00
1430048865	3136GA2Q1	FEDERAL NATIONAL MORTGAGE ASSOCIATION	12/10/2031	5.200	50,000,000.00	50,000,000.00	50,000,000.00	49,567,500.00
821809503	3135GAAK7	FEDERAL NATIONAL MORTGAGE ASSOCIATION	12/17/2030	1.300	25,000,000.00	24,992,552.04	24,987,500.00	20,710,750.00
821809180	3135GA4C2	FEDERAL NATIONAL MORTGAGE ASSOCIATION	11/18/2030	1.320	50,000,000.00	50,000,000.00	50,000,000.00	41,575,000.00
1430932217	3136GA2V0	FEDERAL NATIONAL MORTGAGE ASSOCIATION	12/10/2031	5.150	50,000,000.00	50,000,000.00	50,000,000.00	49,935,000.00
1242656309	3135GAR37	FEDERAL NATIONAL MORTGAGE ASSOCIATION	04/16/2029	5.520	50,000,000.00	50,000,000.00	50,000,000.00	49,925,500.00
821809172	3135GA3T6	FEDERAL NATIONAL MORTGAGE ASSOCIATION	11/25/2030	1.240	50,000,000.00	50,000,000.00	50,000,000.00	41,346,000.00
1182264647	3135GAM73	FEDERAL NATIONAL MORTGAGE ASSOCIATION	01/17/2029	5.125	25,000,000.00	25,000,000.00	25,000,000.00	24,933,250.00
1251220781	3135GARM5	FEDERAL NATIONAL MORTGAGE ASSOCIATION	04/24/2029	5.750	25,000,000.00	25,000,000.00	25,000,000.00	25,046,500.00
1189533957	3135GAMR9	FEDERAL NATIONAL MORTGAGE ASSOCIATION	01/30/2029	5.200	25,000,000.00	25,000,000.00	25,000,000.00	24,943,250.00
1215301249	3135GAPZ8	FEDERAL NATIONAL MORTGAGE ASSOCIATION	03/06/2028	5.400	25,000,000.00	25,000,000.00	25,000,000.00	25,005,500.00
1214367400	3135GAPU9	FEDERAL NATIONAL MORTGAGE ASSOCIATION	03/04/2027	5.300	25,000,000.00	25,000,000.00	25,000,000.00	25,019,000.00
1447492254	3136GA4Y2	FEDERAL NATIONAL MORTGAGE ASSOCIATION	12/30/2031	5.270	50,000,000.00	50,000,000.00	50,000,000.00	50,000,000.00
821809185	3136G47J6	FEDERAL NATIONAL MORTGAGE ASSOCIATION	10/28/2032	1.450	50,000,000.00	50,000,000.00	50,000,000.00	39,071,500.00
1426915197	3136GA2G3	FEDERAL NATIONAL MORTGAGE ASSOCIATION	12/12/2031	5.200	50,000,000.00	50,000,000.00	50,000,000.00	49,943,500.00
1419309041	3135GAZZ7	FEDERAL NATIONAL MORTGAGE ASSOCIATION	12/04/2031	5.240	50,000,000.00	50,000,000.00	50,000,000.00	49,557,000.00
821809217	3135GAAF8	FEDERAL NATIONAL MORTGAGE ASSOCIATION	12/08/2028	0.950	50,000,000.00	50,000,000.00	50,000,000.00	43,583,500.00
821809183	3135GACG4	FEDERAL NATIONAL MORTGAGE ASSOCIATION	01/20/2033	1.360	50,000,000.00	50,000,000.00	50,000,000.00	38,594,000.00
1381190716	3135GAW72	FEDERAL NATIONAL MORTGAGE ASSOCIATION	10/08/2031	4.640	50,000,000.00	50,000,000.00	50,000,000.00	48,925,000.00
1200783200	3135GANW7	FEDERAL NATIONAL MORTGAGE ASSOCIATION	02/20/2029	5.280	25,000,000.00	25,000,000.00	25,000,000.00	24,920,000.00
821809189	3135GA4B4	FEDERAL NATIONAL MORTGAGE ASSOCIATION	11/23/2032	1.500	50,000,000.00	50,000,000.00	50,000,000.00	39,153,000.00
1235387988	3135GAQQ7	FEDERAL NATIONAL MORTGAGE ASSOCIATION	04/09/2029	5.480	50,000,000.00	50,000,000.00	50,000,000.00	49,999,000.00
821809652	3135GACK5	FEDERAL NATIONAL MORTGAGE ASSOCIATION	01/27/2032	1.310	50,000,000.00	50,000,000.00	50,000,000.00	39,608,000.00
821809075	3136G42K8	FEDERAL NATIONAL MORTGAGE ASSOCIATION	08/27/2032	1.220	49,250,000.00	48,851,327.17	48,6	

LOS ANGELES COUNTY TREASURER
 TREASURER PORTFOLIO COMPARED TO MARKET VALUE
 FOR THE PERIOD: DECEMBER 1, 2024 TO DECEMBER 31, 2024
 FUND: POOLED SURPLUS INVESTMENTS
 ATTACHMENT X

Security ID	CUSIP	Description	Final Maturity	Face Rate	PAR	Amortized Cost	Historical Cost	Market Value
821809187	3135GA2E0	FEDERAL NATIONAL MORTGAGE ASSOCIATION	11/17/2032	1.460	50,000,000.00	50,000,000.00	50,000,000.00	39,042,500.00
1249639093	3135GARL7	FEDERAL NATIONAL MORTGAGE ASSOCIATION	04/23/2029	5.750	25,000,000.00	25,000,000.00	25,000,000.00	25,048,250.00
821809179	3135GA6Z9	FEDERAL NATIONAL MORTGAGE ASSOCIATION	12/09/2030	1.330	50,000,000.00	50,000,000.00	50,000,000.00	41,526,500.00
1445671810	3136GA4V8	FEDERAL NATIONAL MORTGAGE ASSOCIATION	12/31/2031	5.230	50,000,000.00	50,000,000.00	50,000,000.00	49,975,000.00
821809222	3135GAAE1	FEDERAL NATIONAL MORTGAGE ASSOCIATION	12/08/2028	1.000	50,000,000.00	50,000,000.00	50,000,000.00	43,863,000.00
1273253734	3135GASZ5	FEDERAL NATIONAL MORTGAGE ASSOCIATION	05/25/2029	5.650	50,000,000.00	50,000,000.00	50,000,000.00	49,953,000.00
1444894284	3136GA4R7	FEDERAL NATIONAL MORTGAGE ASSOCIATION	12/30/2031	5.350	50,000,000.00	50,000,000.00	50,000,000.00	50,006,500.00
1270482997	3135GARF0	FEDERAL NATIONAL MORTGAGE ASSOCIATION	04/16/2029	5.700	25,000,000.00	25,000,000.00	25,000,000.00	25,011,000.00
1389644048	3135GAX63	FEDERAL NATIONAL MORTGAGE ASSOCIATION	11/04/2031	4.810	50,000,000.00	50,000,000.00	50,000,000.00	49,626,000.00
1411476761	3135GAYU9	FEDERAL NATIONAL MORTGAGE ASSOCIATION	11/25/2030	5.125	50,000,000.00	50,000,000.00	50,000,000.00	49,854,000.00
821809177	3135GA2V2	FEDERAL NATIONAL MORTGAGE ASSOCIATION	11/18/2030	1.270	50,000,000.00	50,000,000.00	50,000,000.00	41,447,500.00
1418733003	3135GAZV6	FEDERAL NATIONAL MORTGAGE ASSOCIATION	12/04/2031	5.230	50,000,000.00	50,000,000.00	50,000,000.00	49,556,500.00
1399647648	3135GAY70	FEDERAL NATIONAL MORTGAGE ASSOCIATION	11/14/2031	5.050	50,000,000.00	50,000,000.00	50,000,000.00	49,777,500.00
1444894282	3136GA4T3	FEDERAL NATIONAL MORTGAGE ASSOCIATION	12/26/2031	5.270	50,000,000.00	50,000,000.00	50,000,000.00	50,020,000.00
821809162	3136G43U5	FEDERAL NATIONAL MORTGAGE ASSOCIATION	09/27/2030	1.200	50,000,000.00	50,000,000.00	50,000,000.00	41,452,000.00
821809190	3135GA4A6	FEDERAL NATIONAL MORTGAGE ASSOCIATION	11/16/2032	1.500	50,000,000.00	50,000,000.00	50,000,000.00	39,175,500.00
821809218	3136G4YY3	FEDERAL NATIONAL MORTGAGE ASSOCIATION	07/15/2027	0.950	50,000,000.00	50,000,000.00	50,000,000.00	45,883,000.00
821809502	3136G4U68	FEDERAL NATIONAL MORTGAGE ASSOCIATION	08/27/2030	1.250	25,000,000.00	25,000,000.00	25,000,000.00	20,843,000.00
1252508129	3135GARS2	FEDERAL NATIONAL MORTGAGE ASSOCIATION	05/03/2029	5.450	25,000,000.00	25,000,000.00	25,000,000.00	25,050,000.00
1274896798	3135GAT35	FEDERAL NATIONAL MORTGAGE ASSOCIATION	05/29/2029	5.670	50,000,000.00	50,000,000.00	50,000,000.00	49,961,000.00
821809168	3136G42K8	FEDERAL NATIONAL MORTGAGE ASSOCIATION	08/27/2032	1.220	50,000,000.00	49,595,537.13	49,375,000.00	38,542,500.00
1408783128	3135GAYS4	FEDERAL NATIONAL MORTGAGE ASSOCIATION	11/20/2031	5.200	50,000,000.00	50,000,000.00	50,000,000.00	49,959,500.00
1195429417	3135GANB3	FEDERAL NATIONAL MORTGAGE ASSOCIATION	02/14/2029	5.250	25,000,000.00	25,000,000.00	25,000,000.00	25,782,250.00
821809181	3135GAA84	FEDERAL NATIONAL MORTGAGE ASSOCIATION	12/16/2031	1.350	50,000,000.00	50,000,000.00	50,000,000.00	39,869,000.00
1389644052	3135GAX71	FEDERAL NATIONAL MORTGAGE ASSOCIATION	11/05/2031	5.025	50,000,000.00	50,000,000.00	50,000,000.00	49,123,500.00
1412349749	3135GAYY1	FEDERAL NATIONAL MORTGAGE ASSOCIATION	11/25/2031	5.220	50,000,000.00	50,000,000.00	50,000,000.00	49,814,000.00
821810668	3135G05C3	FEDERAL NATIONAL MORTGAGE ASSOCIATION	06/30/2025	0.750	21,000,000.00	21,000,000.00	21,000,000.00	20,634,180.00
1345839486	3135GAUE9	FEDERAL NATIONAL MORTGAGE ASSOCIATION	08/27/2030	5.117	50,000,000.00	50,000,000.00	50,000,000.00	49,919,300.00
1436788785	3136GA3P2	FEDERAL NATIONAL MORTGAGE ASSOCIATION	12/30/2031	5.200	50,000,000.00	50,000,000.00	50,000,000.00	49,939,500.00
1414283361	3135GAZ95	FEDERAL NATIONAL MORTGAGE ASSOCIATION	11/25/2031	5.140	50,000,000.00	50,000,000.00	50,000,000.00	49,823,500.00
1195429415	3135GANA5	FEDERAL NATIONAL MORTGAGE ASSOCIATION	02/14/2029	5.250	25,000,000.00	25,000,000.00	25,000,000.00	24,944,250.00
821809186	3136G47K3	FEDERAL NATIONAL MORTGAGE ASSOCIATION	10/28/2031	1.365	50,000,000.00	50,000,000.00	50,000,000.00	40,359,500.00
1201526194	3135GANX5	FEDERAL NATIONAL MORTGAGE ASSOCIATION	02/26/2029	5.400	25,000,000.00	25,000,000.00	25,000,000.00	24,931,750.00
1253218388	3135GARW3	FEDERAL NATIONAL MORTGAGE ASSOCIATION	05/10/2029	5.480	50,000,000.00	50,000,000.00	50,000,000.00	50,154,500.00
1182264649	3135GAM24	FEDERAL NATIONAL MORTGAGE ASSOCIATION	01/10/2029	5.030	50,000,000.00	50,000,000.00	50,000,000.00	49,880,500.00
821809184	3135GA6T3	FEDERAL NATIONAL MORTGAGE ASSOCIATION	12/16/2031	1.360	50,000,000.00	50,000,000.00	50,000,000.00	39,898,000.00
821809500	3136G4R88	FEDERAL NATIONAL MORTGAGE ASSOCIATION	08/26/2030	1.180	25,000,000.00	25,000,000.00	25,000,000.00	20,758,500.00
821809597	3135G05Q2	FEDERAL NATIONAL MORTGAGE ASSOCIATION	08/05/2030	0.875	50,000,000.00	49,457,062.16	49,058,500.00	41,334,500.00
821809175	3136G43V3	FEDERAL NATIONAL MORTGAGE ASSOCIATION	09/27/2030	1.250	50,000,000.00	50,000,000.00	50,000,000.00	41,576,500.00
1178100559	3135GALV1	FEDERAL NATIONAL MORTGAGE ASSOCIATION	01/29/2029	5.080	50,000,000.00	50,000,000.00	50,000,000.00	49,865,000.00
1426915200	3136GA2F5	FEDERAL NATIONAL MORTGAGE ASSOCIATION	12/11/2031	5.200	50,000,000.00	50,000,000.00	50,000,000.00	49,949,000.00
1394336004	3135GAXQ9	FEDERAL NATIONAL MORTGAGE ASSOCIATION	11/12/2031	5.000	50,000,000.00	50,000,000.00	50,000,000.00	49,750,500.00
1413032062	3135GAZ53	FEDERAL NATIONAL MORTGAGE ASSOCIATION	11/25/2031	5.220	50,000,000.00	50,000,000.00	50,000,000.00	49,822,000.00
1257862196	3135GAS93	FEDERAL NATIONAL MORTGAGE ASSOCIATION	05/08/2029	5.770	50,000,000.00	50,000,000.00	50,000,000.00	50,113,000.00
821809188	3135GA2C4	FEDERAL NATIONAL MORTGAGE ASSOCIATION	11/18/2032	1.450	50,000,000.00	50,000,000.00	50,000,000.00	39,006,500.00
1194585799	3135GAN31	FEDERAL NATIONAL MORTGAGE ASSOCIATION	02/14/2029	5.200	25,000,000.00	25,000,000.00	25,000,000.00	24,938,750.00
821809227	3135GASZ0	FEDERAL NATIONAL MORTGAGE ASSOCIATION	12/08/2032	1.515	50,000,000.00	50,000,000.00	50,000,000.00	39,239,500.00
821809214	3136G4YQ0	FEDERAL NATIONAL MORTGAGE ASSOCIATION	07/09/2025	0.710	50,000,000.00	50,000,000.00	50,000,000.00	49,069,000.00
1178734137	3135GALX7	FEDERAL NATIONAL MORTGAGE ASSOCIATION	01/29/2029	5.100	50,000,000.00	50,000,000.00	50,000,000.00	49,871,000.00
1345259372	3135GAUC3	FEDERAL NATIONAL MORTGAGE ASSOCIATION	08/27/2029	5.100	50,000,000.00	50,000,000.00	50,000,000.00	49,794,500.00
1436788386	313589CL5	FEDERAL NATIONAL MORTGAGE ASSOCIATION	02/28/2025	4.235	50,000,000.00	49,658,847.22	49,547,090.28	49,648,000.00
1416240367	313589AC7	FEDERAL NATIONAL MORTGAGE ASSOCIATION	01/03/2025	4.440	50,000,000.00	49,987,666.67	49,716,333.33	49,976,500.00
1411469729	313589AC7	FEDERAL NATIONAL MORTGAGE ASSOCIATION	01/03/2025	4.440	50,000,000.00	49,987,666.67	49,679,333.33	49,976,500.00
1445666975	313589CL5	FEDERAL NATIONAL MORTGAGE ASSOCIATION	02/28/2025	4.205	50,000,000.00	49,661,263.89	49,632,062.50	49,648,000.00
1429008945	313589CJ0	FEDERAL NATIONAL MORTGAGE ASSOCIATION	02/26/2025	4.330	50,000,000.00	49,663,222.22	49,488,819.44	49,659,500.00
1416240362	313589AC7	FEDERAL NATIONAL MORTGAGE ASSOCIATION	01/03/2025	4.440	50,000,000.00	49,987,666.67	49,716,333.33	49,976,500.00
1399641494	313589AC7	FEDERAL NATIONAL MORTGAGE ASSOCIATION	01/03/2025	4.510	50,000,000.00	49,987,472.22	49,586,583.33	49,976,500.00
1436788379	313589CL5	FEDERAL NATIONAL MORTGAGE ASSOCIATION	02/28/2025	4.235	50,000,000.00	49,658,847.22	49,547,090.28	49,648,000.00
1412372615	313589AZ6	FEDERAL NATIONAL MORTGAGE ASSOCIATION	01/24/2025	4.390	50,000,000.00	49,859,763.89	49,561,000.00	49,854,000.00
1412372611	313589AZ6	FEDERAL NATIONAL MORTGAGE ASSOCIATION	01/24/2025	4.390	50,000,000.00	49,859,763.89	49,561,000.00	49,854,000.00
1399641498	313589AC7	FEDERAL NATIONAL MORTGAGE ASSOCIATION	01/03/2025	4.510	50,000,000.00	49,987,472.22	49,586,583.33	49,976,500.00
1411469730	313589AC7	FEDERAL NATIONAL MORTGAGE ASSOCIATION	01/03/2025	4.440	50,000,000.00	49,987,666.67	49,679,333.33	49,976,500.00
1392036425	313589AC7	FEDERAL NATIONAL MORTGAGE ASSOCIATION	01/03/2025	4.510	50,000,000.00	49,987,472.22	49,547,090.28	49,976,500.00
1429008955	313589CJ0	FEDERAL NATIONAL MORTGAGE ASSOCIATION	02/26/2025	4.330	50,000,000.00	49,663,222.22	49,488,819.44	49,659,500.00
1392036427	313589AC7	FEDERAL NATIONAL MORTGAGE ASSOCIATION	01/03/2025	4.510	50,000,000.00	49,987,472.22	49,547,090.28	49,976,500.00
1412372620	313589AS2	FEDERAL NATIONAL MORTGAGE ASSOCIATION	01/17/2025	4.400	50,000,000.00	49,902,222.22	49,602,777.78	49,895,000.00
1412372614	313589AZ6	FEDERAL NATIONAL MORTGAGE ASSOCIATION	01/24/2025	4.390	50,000,000.00	49,859,763.89	49,561,000.00	49,854,000.00
1412372616	313589AZ6	FEDERAL NATIONAL MORTGAGE ASSOCIATION	01/24/2025	4.390	50,000,000.00	49,859,763.89	49,561,000.00	49,854,000.00
1445666976	313589CL5	FEDERAL NATIONAL MORTGAGE ASSOCIATION	02/28/2025	4.205	50,000,000.00	49,661,263.89	49,632,062.50	49,648,000.00
1407636657	313589AF0	FEDERAL NATIONAL MORTGAGE ASSOCIATION	01/06/2025	4.450	50,000,000.00	49,969,097.22	49,629,166.67	49,959,000.00
1412372610	313589AS2	FEDERAL NATIONAL MORTGAGE ASSOCIATION	01/17/2025	4.400	50,000,000.00	49,902,222.22	49,602,777.78	49,895,000.00
1407636642	313589AF0	FEDERAL NATIONAL MORTGAGE ASSOCIATION	01/06/2025	4.450	50,000,000.00	49,969,097.22	49,629,166.67	49,959,000.00
AGENCIES TOTAL					30,547,463,444.44	30,503,191,665.78	30,452,453,334.26	28,704,426,310.38
1381175158	05252WWC3	ANZ GROUP HOLDINGS LIMITED	03/05/2025	4.460	50,000,000.00	50,000,000.00	50,000,000.00	50,008,000.00
1397758859	05252WWM1	ANZ GROUP HOLDINGS LIMITED	03/21/2025	4.460	50,000,000.00	50,000,000.00	50,000,000.00	49,999,500.00
1397758858	05252WWM1	ANZ GROUP HOLDINGS LIMITED	03/21/2025	4.460	50,000,000.00	50,000,000.00	50,000,000.00	49,999,500.00
1366639773	06367DM28	BANK OF MONTREAL - CHICAGO BRANCH	03/18/2025	4.530	50,000,000.00	50,000,000.00	50,000,000.00	49,997,500.00
1417167912	06367DMW2	BANK OF MONTREAL - CHICAGO BRANCH	05/20/2025	4.570	50,000,000.00	50,000,000.00	50,000,000.00	50,020,000.00
1338689049	06367DLK9	BANK OF MONTREAL - CHICAGO BRANCH	02/14/2025	4.980	50,000,000.00	50,000,000.00	50,000,000.00	50,028,000.00
1366639778	06367DM28	BANK OF MONTREAL - CHICAGO BRANCH	03/18/2025	4.530	50,000,000.00	50,000,000.00	50,000,000.00	49,997,500.00
1251220777	06418NBA9	BANK OF NOVA SCOTIA, HOUSTON BRANCH	01/17/2025	5.450	50,000,000.00	50,000,000.00	50,000,000.00	50,022,500.00
1346645015	13606K6W1	CANADIAN IMPERIAL BANK OF COMMERCE (NEW YORK)	02/26/2025	4.870	50,000,000.00	50,000,000.00	50,000,000.00	50,025,500.00
1346645016	13606K6W1	CANADIAN IMPERIAL BANK OF COMMERCE (NEW YORK)	02/26/2025	4.870	50,000,000.00	50,000,000.00	50,000,000.00	50,025,500.00
1444201174	22536HR27	CREDIT AGRICOLE CORPORATE AND INVESTMENT BANK, NEW	03/28/2025	4.450	50,000,000.00	50,000,000.00	50,000,000.00	

LOS ANGELES COUNTY TREASURER
 TREASURER PORTFOLIO COMPARED TO MARKET VALUE
 FOR THE PERIOD: DECEMBER 1, 2024 TO DECEMBER 31, 2024
 FUND: POOLED SURPLUS INVESTMENTS
 ATTACHMENT X

Security ID	CUSIP	Description	Final Maturity	Face Rate	PAR	Amortized Cost	Historical Cost	Market Value
1382826477	6558WDZ8	NORDEA ABP - NEW YORK BRANCH	02/07/2025	4.580	50,000,000.00	50,000,000.00	50,000,000.00	50,004,000.00
1447492253	6558WVF5	NORDEA ABP - NEW YORK BRANCH	03/31/2025	4.330	50,000,000.00	50,000,000.00	50,000,000.00	50,000,000.00
1327267064	78015JU39	ROYAL BANK OF CANADA NEW YORK BRANCH	04/30/2025	5.120	50,000,000.00	50,000,000.00	50,000,000.00	50,090,000.00
1313237112	78015JSK4	ROYAL BANK OF CANADA NEW YORK BRANCH	04/17/2025	5.250	50,000,000.00	50,000,000.00	50,000,000.00	50,096,000.00
1435827453	83369XVF2	SOCIETE GENERALE - NEW YORK BRANCH	04/15/2025	4.460	50,000,000.00	50,000,000.00	50,000,000.00	49,998,500.00
1384318078	83369XUL0	SOCIETE GENERALE - NEW YORK BRANCH	02/03/2025	4.660	50,000,000.00	50,000,000.00	50,000,000.00	50,009,000.00
1435827454	83369XVF2	SOCIETE GENERALE - NEW YORK BRANCH	04/15/2025	4.460	50,000,000.00	50,000,000.00	50,000,000.00	49,998,500.00
1372483899	83369XUB2	SOCIETE GENERALE - NEW YORK BRANCH	01/27/2025	4.580	50,000,000.00	50,000,000.00	50,000,000.00	50,004,500.00
1384318077	83369XUL0	SOCIETE GENERALE - NEW YORK BRANCH	02/03/2025	4.660	50,000,000.00	50,000,000.00	50,000,000.00	50,009,000.00
1372483892	83369XUB2	SOCIETE GENERALE - NEW YORK BRANCH	01/27/2025	4.580	50,000,000.00	50,000,000.00	50,000,000.00	50,004,500.00
1418733004	86959TJG2	SVENSKA HANDELS AB PUBL - NEW YORK BRANCH	02/21/2025	4.550	50,000,000.00	50,000,000.00	50,000,000.00	50,005,500.00
1395212758	86959THY5	SVENSKA HANDELS AB PUBL - NEW YORK BRANCH	01/30/2025	4.610	50,000,000.00	50,000,000.00	50,000,000.00	50,006,000.00
1438132288	86959TJW7	SVENSKA HANDELS AB PUBL - NEW YORK BRANCH	03/21/2025	4.450	50,000,000.00	50,000,000.00	50,000,000.00	49,999,000.00
1377029579	86959THE9	SVENSKA HANDELS AB PUBL - NEW YORK BRANCH	01/03/2025	4.650	50,000,000.00	50,000,000.00	50,000,000.00	50,001,500.00
1430927494	86959TJR8	SVENSKA HANDELS AB PUBL - NEW YORK BRANCH	03/05/2025	4.520	50,000,000.00	50,000,000.00	50,000,000.00	50,004,500.00
1345256033	89115BY53	TORONTO-DOMINION BANK - NEW YORK BRANCH	02/20/2025	4.940	50,000,000.00	50,000,000.00	50,000,000.00	50,029,500.00
1395948319	89115DCT1	TORONTO-DOMINION BANK - NEW YORK BRANCH	04/23/2025	4.610	50,000,000.00	50,000,000.00	50,000,000.00	50,008,500.00
1435032963	89115DHT6	TORONTO-DOMINION BANK - NEW YORK BRANCH	03/14/2025	4.540	50,000,000.00	50,000,000.00	50,000,000.00	50,004,500.00
1345256035	89115BY53	TORONTO-DOMINION BANK - NEW YORK BRANCH	02/20/2025	4.940	50,000,000.00	50,000,000.00	50,000,000.00	50,029,500.00
1395948318	89115DCT1	TORONTO-DOMINION BANK - NEW YORK BRANCH	04/23/2025	4.610	50,000,000.00	50,000,000.00	50,000,000.00	50,008,500.00
CD TOTAL					1,800,000,000.00	1,800,000,000.00	1,800,000,000.00	1,800,445,500.00
1419307839	04821TNM3	ATLANTIC ASSET SECURITIZATION CORP.	01/21/2025	4.600	50,000,000.00	49,872,222.22	49,635,833.33	49,863,800.00
1435815830	04821TQE8	ATLANTIC ASSET SECURITIZATION CORP.	03/14/2025	4.520	50,000,000.00	49,548,000.00	49,422,444.44	49,533,100.00
1380183554	04821TNH4	ATLANTIC ASSET SECURITIZATION CORP.	01/17/2025	4.570	35,000,000.00	34,928,911.11	34,529,036.11	34,922,335.00
1419307837	04821TNM3	ATLANTIC ASSET SECURITIZATION CORP.	01/21/2025	4.600	20,000,000.00	19,948,888.89	19,854,333.33	19,945,520.00
1438123156	04821TQH1	ATLANTIC ASSET SECURITIZATION CORP.	03/17/2025	4.520	40,000,000.00	39,623,333.34	39,542,977.78	39,611,680.00
1426900070	04821TQ57	ATLANTIC ASSET SECURITIZATION CORP.	03/05/2025	4.600	50,000,000.00	49,597,500.00	49,405,833.33	49,588,900.00
1392035373	04821TNM3	ATLANTIC ASSET SECURITIZATION CORP.	01/21/2025	4.690	50,000,000.00	49,869,722.22	49,400,722.22	49,863,800.00
1429008953	04821TPQ2	ATLANTIC ASSET SECURITIZATION CORP.	02/24/2025	4.610	48,000,000.00	47,668,080.00	47,489,826.67	47,659,632.00
1405972559	04821TP58	ATLANTIC ASSET SECURITIZATION CORP.	02/05/2025	4.610	50,000,000.00	49,775,902.78	49,410,944.44	49,767,450.00
1434168069	04821TQA6	ATLANTIC ASSET SECURITIZATION CORP.	03/10/2025	4.550	50,000,000.00	49,570,277.78	49,431,250.00	49,557,850.00
1440021925	04821TQM0	ATLANTIC ASSET SECURITIZATION CORP.	03/21/2025	4.510	50,000,000.00	49,505,152.77	49,411,194.44	49,489,900.00
1386753180	04821TNF8	ATLANTIC ASSET SECURITIZATION CORP.	01/15/2025	4.700	50,000,000.00	49,908,611.11	49,399,444.44	49,901,600.00
1436788389	04821TQD0	ATLANTIC ASSET SECURITIZATION CORP.	03/13/2025	4.520	50,000,000.00	49,554,277.78	49,435,000.00	49,539,300.00
1382110886	04821TN27	ATLANTIC ASSET SECURITIZATION CORP.	01/02/2025	4.730	50,000,000.00	49,993,430.56	49,428,458.33	49,981,800.00
1369856209	04821TN84	ATLANTIC ASSET SECURITIZATION CORP.	01/08/2025	4.590	50,000,000.00	49,955,375.00	49,324,250.00	49,945,100.00
1435815833	04821TQH1	ATLANTIC ASSET SECURITIZATION CORP.	03/17/2025	4.510	50,000,000.00	49,530,208.34	49,404,930.56	49,514,600.00
1404953654	04821TN35	ATLANTIC ASSET SECURITIZATION CORP.	01/03/2025	4.640	50,000,000.00	49,987,111.11	49,619,777.78	49,975,750.00
1423992647	04821TPQ2	ATLANTIC ASSET SECURITIZATION CORP.	02/24/2025	4.590	50,000,000.00	49,655,750.00	49,432,625.00	49,645,450.00
1418714992	04821TPL3	ATLANTIC ASSET SECURITIZATION CORP.	02/20/2025	4.590	50,000,000.00	49,681,250.00	49,419,875.00	49,670,850.00
1380183560	04821TNH4	ATLANTIC ASSET SECURITIZATION CORP.	01/17/2025	4.570	50,000,000.00	49,898,444.44	49,327,194.44	49,889,050.00
1369856198	04821TN84	ATLANTIC ASSET SECURITIZATION CORP.	01/08/2025	4.590	50,000,000.00	49,955,375.00	49,324,250.00	49,945,100.00
1408781479	0527MONA1	AUTOBAHN FUNDING COMPANY LLC	01/10/2025	4.580	35,959,925.00	34,959,925.00	34,719,475.00	34,952,925.00
1420217850	0527MONX1	AUTOBAHN FUNDING COMPANY LLC	01/31/2025	4.530	50,000,000.00	49,811,250.00	49,578,458.33	49,799,950.00
1445666985	0527MONX1	AUTOBAHN FUNDING COMPANY LLC	01/31/2025	4.390	50,000,000.00	49,817,083.33	49,786,597.22	49,799,950.00
1441039041	0527MONH6	AUTOBAHN FUNDING COMPANY LLC	01/17/2025	4.450	50,000,000.00	49,901,111.11	49,814,583.33	49,889,050.00
1440021932	0527MONQ6	AUTOBAHN FUNDING COMPANY LLC	01/24/2025	4.500	49,750,000.00	49,606,968.75	49,513,687.50	49,595,426.75
1434168051	0527MON94	AUTOBAHN FUNDING COMPANY LLC	01/09/2025	4.550	50,000,000.00	49,949,444.45	49,810,416.67	49,938,950.00
1431864873	0527MOP35	AUTOBAHN FUNDING COMPANY LLC	02/03/2025	4.600	40,000,000.00	39,831,333.33	39,698,444.44	39,824,920.00
1408781476	0527MONQ6	AUTOBAHN FUNDING COMPANY LLC	01/24/2025	4.570	50,000,000.00	49,854,013.89	49,511,263.89	49,844,650.00
1423992650	0527MOND5	AUTOBAHN FUNDING COMPANY LLC	01/13/2025	4.570	50,000,000.00	49,823,833.33	49,914,100.00	49,914,100.00
1436788380	0527MONH6	AUTOBAHN FUNDING COMPANY LLC	01/17/2025	4.550	50,000,000.00	49,898,888.89	49,778,819.44	49,889,050.00
1420217857	0527MONX1	AUTOBAHN FUNDING COMPANY LLC	01/31/2025	4.530	25,000,000.00	24,905,625.00	24,789,229.17	24,899,975.00
1426900075	0527MON86	AUTOBAHN FUNDING COMPANY LLC	01/08/2025	4.540	50,000,000.00	49,955,861.11	49,766,694.44	49,945,100.00
1441950966	0527MOP43	AUTOBAHN FUNDING COMPANY LLC	02/04/2025	4.410	50,000,000.00	49,791,750.00	49,712,125.00	49,774,900.00
1403344798	0527MON37	AUTOBAHN FUNDING COMPANY LLC	01/03/2025	4.670	50,000,000.00	49,987,027.78	49,591,375.00	49,975,750.00
1429008935	0527MOND5	AUTOBAHN FUNDING COMPANY LLC	01/13/2025	4.520	50,000,000.00	49,924,666.67	49,742,611.11	49,914,100.00
1444194168	1247P2S96	CAFCO LLC	05/09/2025	4.450	50,000,000.00	49,208,888.88	49,159,444.44	49,195,100.00
1386753175	1247P2P57	CAFCO LLC	02/05/2025	4.630	50,000,000.00	49,774,930.55	49,273,347.22	49,768,650.00
1374462695	1247P2NA8	CAFCO LLC	01/10/2025	4.580	50,000,000.00	49,942,750.00	49,351,166.67	49,932,750.00
1374462689	1247P2N83	CAFCO LLC	01/08/2025	4.570	25,000,000.00	24,977,784.72	24,682,638.89	24,972,550.00
1444194170	1247P2S96	CAFCO LLC	05/09/2025	4.450	25,000,000.00	24,604,444.44	24,579,722.22	24,597,550.00
1384934165	1247P2PA6	CAFCO LLC	02/10/2025	4.640	50,000,000.00	49,742,222.22	49,213,777.78	49,737,250.00
1384304639	1247P2PB4	CAFCO LLC	02/11/2025	4.650	50,000,000.00	49,735,208.33	49,205,625.00	49,731,000.00
1388880328	1247P2PE8	CAFCO LLC	02/14/2025	4.650	50,000,000.00	49,715,833.33	49,218,541.67	49,712,200.00
1372486014	1247P2NT7	CAFCO LLC	01/27/2025	4.550	50,000,000.00	49,835,694.44	49,222,708.33	49,825,400.00
1444194165	1247P2S70	CAFCO LLC	05/07/2025	4.450	50,000,000.00	49,221,250.00	49,165,625.00	49,207,500.00
1372483891	1247P2NH3	CAFCO LLC	01/17/2025	4.550	50,000,000.00	49,898,888.89	49,285,902.78	49,889,050.00
1374462694	1247P2N83	CAFCO LLC	01/08/2025	4.570	50,000,000.00	49,955,569.44	49,365,277.78	49,945,100.00
1388880337	1247P2PE8	CAFCO LLC	02/14/2025	4.650	50,000,000.00	49,715,833.33	49,218,541.67	49,712,200.00
1449506072	1247P2SC9	CAFCO LLC	05/12/2025	4.420	50,000,000.00	49,195,805.56	49,189,666.67	50,000,000.00
1442823086	1247P2S54	CAFCO LLC	05/05/2025	4.450	50,000,000.00	49,233,611.11	49,159,444.44	49,219,900.00
1384934162	1247P2PA6	CAFCO LLC	02/10/2025	4.640	25,000,000.00	24,871,111.11	24,606,888.89	24,868,625.00
1369859577	1247P2NH3	CAFCO LLC	01/17/2025	4.590	50,000,000.00	49,898,000.00	49,266,875.00	49,889,050.00
1432940637	1247P2Q72	CAFCO LLC	03/07/2025	4.530	50,000,000.00	49,591,041.66	49,446,333.33	49,581,600.00
1444194156	1247P2S70	CAFCO LLC	05/07/2025	4.450	50,000,000.00	49,221,250.00	49,165,625.00	49,207,500.00
1384304642	1247P2PB4	CAFCO LLC	02/11/2025	4.650	50,000,000.00	49,735,208.33	49,205,625.00	49,731,000.00
1442823082	1247P2S54	CAFCO LLC	05/05/2025	4.450	50,000,000.00	49,233,611.11	49,159,444.44	49,219,900.00
1381175151	1247P2P73	CAFCO LLC	02/07/2025	4.560	41,010,000.00			

LOS ANGELES COUNTY TREASURER
 TREASURER PORTFOLIO COMPARED TO MARKET VALUE
 FOR THE PERIOD: DECEMBER 1, 2024 TO DECEMBER 31, 2024
 FUND: POOLED SURPLUS INVESTMENTS
 ATTACHMENT X

Security ID	CUSIP	Description	Final Maturity	Face Rate	PAR	Amortized Cost	Historical Cost	Market Value
1417862732	13608ANN2	CANADIAN IMPERIAL BANK OF COMMERCE	01/22/2025	4.610	50,000,000.00	49,865,541.67	49,596,625.00	49,860,750.00
1431864848	13608ANX0	CANADIAN IMPERIAL BANK OF COMMERCE	01/31/2025	4.550	50,000,000.00	49,810,416.67	49,646,111.11	49,805,400.00
1413031099	13608ANE2	CANADIAN IMPERIAL BANK OF COMMERCE	01/14/2025	4.570	50,000,000.00	49,917,486.11	49,612,819.44	49,909,500.00
1431864850	13608ANX0	CANADIAN IMPERIAL BANK OF COMMERCE	01/31/2025	4.550	50,000,000.00	49,810,416.67	49,646,111.11	49,805,400.00
1414280958	13608ANF9	CANADIAN IMPERIAL BANK OF COMMERCE	01/15/2025	4.590	50,000,000.00	49,910,750.00	49,611,125.00	49,903,450.00
1434168054	13608ANX0	CANADIAN IMPERIAL BANK OF COMMERCE	01/31/2025	4.525	50,000,000.00	49,811,458.33	49,673,194.44	49,805,400.00
1417862731	13608ANN2	CANADIAN IMPERIAL BANK OF COMMERCE	01/22/2025	4.610	50,000,000.00	49,865,541.67	49,596,625.00	49,805,400.00
1431864844	13608ANX0	CANADIAN IMPERIAL BANK OF COMMERCE	01/31/2025	4.550	50,000,000.00	49,810,416.67	49,646,111.11	49,805,400.00
1393460785	13738JPM6	CANCARA ASSET SECURITISATION LIMITED	02/21/2025	4.650	50,000,000.00	49,670,625.00	49,218,541.67	49,668,200.00
1429008954	13738JR44	CANCARA ASSET SECURITISATION LIMITED	04/04/2025	4.530	50,000,000.00	49,414,875.00	49,232,416.67	49,407,550.00
1426900068	13738JQ37	CANCARA ASSET SECURITISATION LIMITED	03/03/2025	4.550	20,000,000.00	19,845,805.55	19,769,972.22	19,842,200.00
1411476760	13738JQD5	CANCARA ASSET SECURITISATION LIMITED	03/13/2025	4.550	30,000,000.00	29,730,791.67	29,545,000.00	29,726,100.00
1417167911	13738JQM5	CANCARA ASSET SECURITISATION LLC	03/21/2025	4.550	50,000,000.00	49,500,763.89	49,241,666.67	49,493,950.00
1438132287	13738JQK9	CANCARA ASSET SEC. LLC	03/19/2025	4.480	40,000,000.00	39,616,711.11	39,537,066.67	39,605,080.00
1414280959	13738JQ37	CANCARA ASSET SECURITISATION LIMITED	03/03/2025	4.540	50,000,000.00	49,615,361.11	49,337,916.67	49,605,500.00
1430927497	13738JR77	CANCARA ASSET SECURITISATION LIMITED	04/07/2025	4.530	50,000,000.00	49,396,000.00	49,226,125.00	49,389,050.00
1416248073	13738JPQ7	CANCARA ASSET SECURITISATION LIMITED	02/24/2025	4.570	50,000,000.00	49,657,250.00	49,284,319.44	49,649,350.00
1414280951	13738JQH6	CANCARA ASSET SECURITISATION LLC	03/17/2025	4.550	50,000,000.00	49,526,041.67	49,228,027.78	49,518,700.00
1441039043	13738JQK9	CANCARA ASSET SEC. LLC	03/19/2025	4.450	50,000,000.00	49,524,097.22	49,437,569.44	49,506,350.00
1368898760	13738JNP1	CANCARA ASSET SECURITISATION LLC	01/23/2025	4.600	50,000,000.00	49,859,444.44	49,226,944.44	49,850,600.00
1393460786	13738JPM6	CANCARA ASSET SECURITISATION LIMITED	02/21/2025	4.650	5,000,000.00	4,967,062.50	4,921,854.17	4,966,820.00
1368988757	13738JNP1	CANCARA ASSET SECURITISATION LLC	01/23/2025	4.600	15,000,000.00	14,957,833.33	14,768,083.33	14,955,180.00
1436788387	13738JQE3	CANCARA ASSET SECURITISATION LIMITED	03/14/2025	4.480	50,000,000.00	49,552,000.00	49,433,777.78	49,537,300.00
1430927502	13738JR77	CANCARA ASSET SECURITISATION LIMITED	04/07/2025	4.530	50,000,000.00	49,396,000.00	49,226,125.00	49,389,050.00
1426900069	13738JQ37	CANCARA ASSET SECURITISATION LIMITED	03/03/2025	4.550	50,000,000.00	49,614,513.89	49,424,930.56	49,605,500.00
1414280960	13738JQH6	CANCARA ASSET SECURITISATION LLC	03/17/2025	4.550	50,000,000.00	49,526,041.67	49,229,027.78	49,518,700.00
1416240363	13738JPJ3	CANCARA ASSET SECURITISATION LIMITED	02/18/2025	4.570	50,000,000.00	49,695,333.33	49,416,055.56	49,687,050.00
1401399101	13738JP38	CANCARA ASSET SECURITISATION LLC	02/03/2025	4.640	50,000,000.00	49,787,333.33	49,387,777.78	49,781,150.00
1414280952	13738JQ37	CANCARA ASSET SECURITISATION LIMITED	03/03/2025	4.540	25,000,000.00	24,807,680.55	24,668,958.33	24,802,750.00
1430927503	15963TNM7	CHARIOT FUNDING LLC	01/21/2025	4.640	50,000,000.00	49,871,111.11	49,697,111.11	49,863,800.00
1426901256	15963TRF8	CHARIOT FUNDING LLC	04/15/2025	4.580	50,000,000.00	49,338,444.44	49,147,611.11	49,339,800.00
1404953650	15963TP37	CHARIOT FUNDING LLC	02/03/2025	4.680	50,000,000.00	49,785,500.00	49,408,500.00	49,781,150.00
1414280955	15963TNH8	CHARIOT FUNDING LLC	01/17/2025	4.590	50,000,000.00	49,898,000.00	49,598,375.00	49,889,050.00
1416240360	15963TNM7	CHARIOT FUNDING LLC	01/21/2025	4.595	50,000,000.00	49,872,361.11	49,591,555.56	49,863,800.00
1426901257	15963TRF8	CHARIOT FUNDING LLC	04/15/2025	4.580	50,000,000.00	49,338,444.44	49,147,611.11	49,339,800.00
1420217853	15963TQ77	CHARIOT FUNDING LLC	03/07/2025	4.590	50,000,000.00	49,585,625.00	49,349,750.00	49,578,550.00
1430927498	15963TNM7	CHARIOT FUNDING LLC	01/21/2025	4.640	50,000,000.00	49,871,111.11	49,697,111.11	49,863,800.00
1420217840	15963TQ77	CHARIOT FUNDING LLC	03/07/2025	4.590	30,000,000.00	29,751,375.00	29,609,850.00	29,747,130.00
1404953652	15963TNX3	CHARIOT FUNDING LLC	01/31/2025	4.680	50,000,000.00	49,805,000.00	49,428,000.00	49,799,950.00
1404953658	15963TNX3	CHARIOT FUNDING LLC	01/31/2025	4.680	50,000,000.00	49,805,000.00	49,428,000.00	49,799,950.00
1442823087	17177LS54	CIESCO, LLC	05/05/2025	4.450	50,000,000.00	49,233,611.11	49,159,444.44	49,217,100.00
1449506076	17177LT46	CIESCO, LLC	06/04/2025	4.400	50,000,000.00	49,058,888.89	49,052,777.78	50,000,000.00
1411469738	17177LQ49	CIESCO, LLC	03/04/2025	4.540	50,000,000.00	49,609,055.56	49,293,777.78	49,599,300.00
1442823080	17177LS54	CIESCO, LLC	05/05/2025	4.450	50,000,000.00	49,233,611.11	49,159,444.44	49,217,100.00
1412376460	17177LQ72	CIESCO, LLC	03/07/2025	4.550	50,000,000.00	49,589,236.11	49,285,902.78	49,580,700.00
1411469734	17177LQ49	CIESCO, LLC	03/04/2025	4.540	50,000,000.00	49,609,055.56	49,293,777.78	49,599,300.00
1395944661	12619TPA6	CRC FUNDING, LLC	02/10/2025	4.640	25,000,000.00	24,871,111.11	24,652,000.00	24,868,625.00
1444194166	12619TS70	CRC FUNDING, LLC	05/07/2025	4.450	50,000,000.00	49,221,250.00	49,165,625.00	49,204,900.00
1444194157	12619TS70	CRC FUNDING, LLC	05/07/2025	4.450	25,000,000.00	24,610,625.00	24,582,812.50	24,602,450.00
1382826489	12619TP73	CRC FUNDING, LLC	02/07/2025	4.640	50,000,000.00	49,761,555.56	49,213,777.78	49,756,100.00
1382119904	12619TP57	CRC FUNDING, LLC	02/05/2025	4.650	50,000,000.00	49,773,958.33	49,225,000.00	49,768,650.00
1384304631	12619TPB4	CRC FUNDING, LLC	02/11/2025	4.630	50,000,000.00	49,736,347.22	49,202,611.11	49,731,000.00
1389592066	12619TPB4	CRC FUNDING, LLC	02/11/2025	4.650	37,750,000.00	37,550,082.29	37,179,503.13	37,546,905.00
1374462701	12619TNA8	CRC FUNDING, LLC	01/10/2025	4.560	50,000,000.00	49,943,000.00	49,354,000.00	49,932,750.00
1449506068	12619TS88	CRC FUNDING, LLC	05/08/2025	4.410	50,000,000.00	49,222,125.00	49,216,000.00	50,000,000.00
1369859037	12619TNH3	CRC FUNDING, LLC	01/17/2025	4.580	50,000,000.00	49,898,222.22	49,268,472.22	49,889,050.00
1435030249	12619TRV8	CRC FUNDING, LLC	04/29/2025	4.500	10,000,000.00	9,852,500.00	9,826,250.00	9,850,770.00
1435815840	12619TRW6	CRC FUNDING, LLC	04/30/2025	4.500	50,000,000.00	49,256,250.00	49,131,250.00	49,247,700.00
1382119903	12619TP57	CRC FUNDING, LLC	02/05/2025	4.650	50,000,000.00	49,773,958.33	49,225,000.00	49,768,650.00
1435030246	12619TRV8	CRC FUNDING, LLC	04/29/2025	4.500	50,000,000.00	49,262,500.00	49,131,250.00	49,253,850.00
1383459828	12619TP65	CRC FUNDING, LLC	02/06/2025	4.640	50,000,000.00	49,768,000.00	49,226,666.67	49,762,350.00
1412372618	12619TQ56	CRC FUNDING, LLC	03/05/2025	4.550	50,000,000.00	49,601,875.00	49,292,222.22	49,591,300.00
1384304630	12619TPC2	CRC FUNDING, LLC	02/12/2025	4.620	50,000,000.00	49,730,500.00	49,197,916.67	49,724,700.00
1395944666	12619TPA6	CRC FUNDING, LLC	02/10/2025	4.640	50,000,000.00	49,742,222.22	49,304,000.00	49,737,250.00
1384304627	12619TPC2	CRC FUNDING, LLC	02/12/2025	4.620	50,000,000.00	49,730,500.00	49,197,916.67	49,724,700.00
1382119141	12619TP32	CRC FUNDING, LLC	02/03/2025	4.650	50,000,000.00	49,786,875.00	49,231,458.33	49,781,150.00
1369859038	12619TNH3	CRC FUNDING, LLC	01/17/2025	4.580	50,000,000.00	49,898,222.22	49,268,472.22	49,889,050.00
1382826497	12619TP73	CRC FUNDING, LLC	02/07/2025	4.640	50,000,000.00	49,761,555.56	49,213,777.78	49,756,100.00
1395208187	12619TPE8	CRC FUNDING, LLC	02/14/2025	4.650	50,000,000.00	49,715,833.33	49,270,208.33	49,712,050.00
1384934153	12619TPA6	CRC FUNDING, LLC	02/10/2025	4.640	50,000,000.00	49,742,222.22	49,239,555.56	49,737,250.00
1448405756	22533TQ74	CREDIT AGRICOLE CORPORATE AND INVESTMENT BANK, NEW	03/07/2025	4.290	50,000,000.00	49,612,708.34	49,600,791.67	49,595,900.00
1441955201	22533TQK5	CREDIT AGRICOLE CORPORATE AND INVESTMENT BANK, NEW	03/19/2025	4.440	50,000,000.00	49,525,166.67	49,445,000.00	49,519,000.00
1447478240	22533TQ58	CREDIT AGRICOLE CORPORATE AND INVESTMENT BANK, NEW	03/05/2025	4.300	50,000,000.00	49,623,750.00	49,593,888.89	49,608,550.00
1448405760	22533TQ74	CREDIT AGRICOLE CORPORATE AND INVESTMENT BANK, NEW	03/07/2025	4.290	50,000,000.00	49,612,708.34	49,600,791.67	49,595,900.00
1447478248	22533TQ58	CREDIT AGRICOLE CORPORATE AND INVESTMENT BANK, NEW	03/05/2025	4.300	50,000,000.00	49,623,750.00	49,593,888.89	49,608,550.00
1441039042	22533TPU4	CREDIT AGRICOLE CORPORATE AND INVESTMENT BANK, NEW	02/28/2025	4.330	50,000,000.00	49,651,194.44	49,567,000.00	49,640,100.00
1440039265	4497W0TJ7	ING (U.S.) FUNDING LLC	06/18/2025	4.480	50,000,000.00	48,954,666.67	48,867,555.56	48,957,950.00
1440039266	4497W0TJ7	ING (U.S.) FUNDING LLC	06/18/2025	4.480	50,000,000.00	48,954,666.67	48,867,555.56	48,957,950.00
1382826478	47816FND9	JOHNSON & JOHNSON	01/13/2025	4.550	50,000,000.00	49,924,166.67	49,387,013.89	49,916,250.00
1382826476	47816FNA5	JOHNSON & JOHNSON, INC.	01/10/2025	4.550	22,500,000.00	22,474,406.25	22,232,687.50	22,470,412.50
1382826487	47816FNA5	JOHNSON & JOHNSON, INC.	01/10/2025	4.550	50,000,000.00	49,943,125.00	49,405,972.22	49,934,250.00
1431869128	47816FP54	JOHNSON & JOHNSON, INC.	02/05/2025	4.340	25,000,000.00	24,894,513.89	24,816,152.78	24,889,225.00
1431864882	47816FQ79	JOHNSON & JOHNSON	03/07/2025	4.340	50,000,000.00	49,608,194.44	49,451,472.22	49,596,300.00
1418714993	47816FQC8	JOHNSON & JOHNSON	03/12/2025	4.410	50,000,000.00	49,571,250.00	49,320,125.00	49,567,000.00
1431869130	47816FP70	JOHNSON & JOHNSON, INC.	02/07/2025	4.330	50,000,000.00	49,777,486.		

LOS ANGELES COUNTY TREASURER
 TREASURER PORTFOLIO COMPARED TO MARKET VALUE
 FOR THE PERIOD: DECEMBER 1, 2024 TO DECEMBER 31, 2024
 FUND: POOLED SURPLUS INVESTMENTS
 ATTACHMENT X

Security ID	CUSIP	Description	Final Maturity	Face Rate	PAR	Amortized Cost	Historical Cost	Market Value
1431864881	47816FQ79	JOHNSON & JOHNSON	03/07/2025	4.340	50,000,000.00	49,608,194.44	49,451,472.22	49,596,300.00
1431869127	47816FP54	JOHNSON & JOHNSON, INC.	02/05/2025	4.340	50,000,000.00	49,789,027.78	49,632,305.56	49,778,450.00
1414280956	47816FNH0	JOHNSON & JOHNSON, INC.	01/17/2025	4.480	50,000,000.00	49,900,444.44	49,608,000.00	49,892,400.00
1431869129	47816FP70	JOHNSON & JOHNSON, INC.	02/07/2025	4.330	50,000,000.00	49,777,486.11	49,621,125.00	49,766,250.00
1432940647	4820P2PE9	JUPITER SECURITIZATION COMPANY LLC	02/14/2025	4.580	50,000,000.00	49,720,111.11	49,573,805.56	49,712,150.00
1417163614	4820P2PK5	JUPITER SECURITIZATION COMPANY LLC	02/19/2025	4.580	45,600,000.00	45,315,734.66	45,066,277.33	45,308,844.00
1432940636	4820P2PE9	JUPITER SECURITIZATION COMPANY LLC	02/14/2025	4.580	50,000,000.00	49,720,111.11	49,573,805.56	49,712,150.00
1386753187	4820P2N35	JUPITER SECURITIZATION COMPANY LLC	01/03/2025	4.750	25,000,000.00	24,993,402.78	24,736,111.11	24,987,875.00
1432940631	4820P2Q73	JUPITER SECURITIZATION COMPANY LLC	03/07/2025	4.550	30,000,000.00	29,753,541.66	29,666,333.33	29,748,420.00
1405971483	4820P2P74	JUPITER SECURITIZATION COMPANY LLC	02/07/2025	4.650	50,000,000.00	49,761,041.67	49,392,916.67	49,756,100.00
1395948313	4820P2NN1	JUPITER SECURITIZATION COMPANY LLC	01/22/2025	4.690	40,000,000.00	39,890,566.66	39,536,211.11	39,885,920.00
1417163613	4820P2PK5	JUPITER SECURITIZATION COMPANY LLC	02/19/2025	4.580	50,000,000.00	49,688,305.56	49,414,777.78	49,680,750.00
1386753184	4820P2N35	JUPITER SECURITIZATION COMPANY LLC	01/03/2025	4.750	50,000,000.00	49,986,805.56	49,472,222.22	49,975,750.00
1395948314	4820P2NN1	JUPITER SECURITIZATION COMPANY LLC	01/22/2025	4.690	50,000,000.00	49,863,208.33	49,420,263.89	49,857,400.00
1434168048	4820P2Q73	JUPITER SECURITIZATION COMPANY LLC	03/07/2025	4.500	47,000,000.00	46,618,125.00	46,488,875.00	46,605,858.00
1399646850	4820P2NQ4	JUPITER SECURITIZATION COMPANY LLC	01/24/2025	4.680	50,000,000.00	49,850,500.00	49,441,000.00	49,844,650.00
1441955202	50286LQM8	LA FAYETTE ASSET SECURITIZATION LLC	03/21/2025	4.510	50,000,000.00	49,505,152.78	49,429,986.11	49,493,950.00
1441955200	50286LQM8	LA FAYETTE ASSET SECURITIZATION LLC	03/21/2025	4.510	50,000,000.00	49,505,152.78	49,429,986.11	49,493,950.00
1434171979	50286LQE6	LA FAYETTE ASSET SECURITIZATION LLC	03/14/2025	4.560	50,000,000.00	49,544,000.00	49,417,333.33	49,537,300.00
1404955797	50286LP56	LA FAYETTE ASSET SECURITIZATION LLC	02/05/2025	4.640	50,000,000.00	49,774,444.44	49,407,111.11	49,768,650.00
1411469737	50286LPA5	LA FAYETTE ASSET SECURITIZATION LLC	02/10/2025	4.580	35,000,000.00	34,821,888.89	34,599,250.00	34,816,075.00
1404939617	50286LNH2	LA FAYETTE ASSET SECURITIZATION LLC	01/17/2025	4.640	40,000,000.00	39,917,511.11	39,618,488.89	39,911,240.00
1381190965	50286LN82	LA FAYETTE ASSET SECURITIZATION LLC	01/08/2025	4.700	50,000,000.00	49,954,305.56	49,399,444.44	49,945,100.00
1434171978	50286LQE6	LA FAYETTE ASSET SECURITIZATION LLC	03/14/2025	4.560	50,000,000.00	49,544,000.00	49,417,333.33	49,537,300.00
1389644054	50286LNH2	LA FAYETTE ASSET SECURITIZATION LLC	01/17/2025	4.700	50,000,000.00	49,895,555.55	49,399,444.44	49,889,050.00
1389644056	50286LNH2	LA FAYETTE ASSET SECURITIZATION LLC	01/17/2025	4.700	50,000,000.00	49,895,555.55	49,399,444.44	49,889,050.00
1397753137	50286LNJ3	LA FAYETTE ASSET SECURITIZATION LLC	01/28/2025	4.680	50,000,000.00	49,824,500.00	49,402,000.00	49,818,950.00
1436788382	50286LQJ5	LA FAYETTE ASSET SECURITIZATION LLC	03/18/2025	4.530	40,000,000.00	39,617,466.66	39,521,833.33	39,610,000.00
1438132285	6117P4RF9	MONT BLANC CAPITAL CORP.	04/15/2025	4.500	50,000,000.00	49,350,000.00	49,250,000.00	49,339,800.00
1386753190	6117P4PJ3	MONT BLANC CAPITAL CORP.	02/18/2025	4.660	36,775,000.00	36,546,504.67	36,175,199.75	36,544,825.28
1438132289	6117P4RF9	MONT BLANC CAPITAL CORP.	04/15/2025	4.500	20,000,000.00	19,740,000.00	19,700,000.00	19,735,920.00
1388880334	6117P4PJ3	MONT BLANC CAPITAL CORP.	02/18/2025	4.650	40,215,000.00	39,965,667.00	39,565,695.31	39,963,294.32
1390502360	6117P4PK0	MONT BLANC CAPITAL CORP.	02/19/2025	4.660	50,000,000.00	49,682,861.11	49,197,444.44	49,680,750.00
1420217843	6117P4N22	MONT BLANC CAPITAL CORP.	01/02/2025	4.610	50,000,000.00	49,993,597.22	49,756,694.44	49,981,800.00
1383459829	6117P4P53	MONT BLANC CAPITAL CORP.	02/05/2025	4.650	30,086,000.00	29,949,986.21	29,623,553.11	29,946,792.08
1435815836	6117P4QE3	MONT BLANC CAPITAL CORP.	03/14/2025	4.540	3,045,000.00	3,017,351.40	3,009,671.23	3,016,821.57
1414280949	6117P4PJ3	MONT BLANC CAPITAL CORP.	02/18/2025	4.610	40,000,000.00	39,754,133.33	39,513,388.89	39,749,640.00
1435815829	6117P4QE3	MONT BLANC CAPITAL CORP.	03/14/2025	4.540	50,000,000.00	49,546,000.00	49,419,888.89	49,537,300.00
1417163615	6117P4QE3	MONT BLANC CAPITAL CORP.	03/14/2025	4.570	20,000,000.00	19,817,200.00	19,708,027.78	19,814,920.00
1417163616	6117P4QE3	MONT BLANC CAPITAL CORP.	03/14/2025	4.570	50,000,000.00	49,543,000.00	49,270,069.44	49,537,300.00
1435815835	6117P4QE3	MONT BLANC CAPITAL CORP.	03/14/2025	4.550	18,017,000.00	17,853,045.30	17,850,270.68	17,850,270.68
1417860358	6117P4QL7	MONT BLANC CAPITAL CORP.	03/20/2025	4.580	45,363,000.00	44,912,847.83	44,670,458.20	44,909,506.09
1374462696	6117P4PL8	MONT BLANC CAPITAL CORP.	02/20/2025	4.530	40,129,000.00	39,876,521.71	39,406,912.09	39,867,720.08
1399641487	63873JP79	NATIXIS, NEW YORK BRANCH	02/07/2025	4.610	50,000,000.00	49,763,097.22	49,353,319.44	49,759,800.00
1432940634	63873JQA1	NATIXIS, NEW YORK BRANCH	03/10/2025	4.490	50,000,000.00	49,575,944.45	49,432,513.89	49,568,200.00
1395944670	63873JP79	NATIXIS, NEW YORK BRANCH	02/07/2025	4.620	50,000,000.00	49,762,583.33	49,326,250.00	49,759,800.00
1432940649	63873JQA1	NATIXIS, NEW YORK BRANCH	03/10/2025	4.490	50,000,000.00	49,575,944.45	49,432,513.89	49,568,200.00
1435815832	63873JQC7	NATIXIS, NEW YORK BRANCH	03/12/2025	4.450	50,000,000.00	49,567,361.11	49,443,750.00	49,555,800.00
1399641478	63873JP79	NATIXIS, NEW YORK BRANCH	02/07/2025	4.610	50,000,000.00	49,763,097.22	49,353,319.44	49,759,800.00
1408781485	63873JP38	NATIXIS, NEW YORK BRANCH	02/03/2025	4.550	50,000,000.00	49,791,458.33	49,450,208.33	49,784,450.00
1370619224	63873JN63	NATIXIS, NEW YORK BRANCH	01/06/2025	4.520	50,000,000.00	49,968,611.11	49,359,666.67	49,958,150.00
1423101202	63873JQ37	NATIXIS, NEW YORK BRANCH	03/03/2025	4.560	50,000,000.00	49,613,666.67	49,385,666.67	49,611,650.00
1395944663	63873JP53	NATIXIS, NEW YORK BRANCH	02/05/2025	4.620	50,000,000.00	49,775,416.67	49,358,333.33	49,772,150.00
1419307833	63873JQ37	NATIXIS, NEW YORK BRANCH	03/03/2025	4.590	50,000,000.00	49,611,125.00	49,356,125.00	49,611,650.00
1436788385	63873JQH6	NATIXIS, NEW YORK BRANCH	03/17/2025	4.450	50,000,000.00	49,536,458.34	49,419,027.78	49,524,700.00
1441950989	63873JRA4	NATIXIS, NEW YORK BRANCH	04/04/2025	4.400	50,000,000.00	49,431,666.66	49,352,222.22	49,414,100.00
1395208186	63873JP53	NATIXIS, NEW YORK BRANCH	02/05/2025	4.680	50,000,000.00	49,772,500.00	49,324,000.00	49,772,150.00
1393456851	63873JPL8	NATIXIS, NEW YORK BRANCH	02/20/2025	4.640	50,000,000.00	49,677,777.78	49,220,222.22	49,679,650.00
1441950973	63873JRA4	NATIXIS, NEW YORK BRANCH	04/04/2025	4.400	50,000,000.00	49,431,666.66	49,352,222.22	49,414,100.00
1370619217	63873JN22	NATIXIS, NEW YORK BRANCH	01/02/2025	4.500	50,000,000.00	49,993,680.56	49,374,375.00	49,982,050.00
1419307838	63873JQ37	NATIXIS, NEW YORK BRANCH	03/03/2025	4.590	47,235,000.00	46,867,629.79	46,626,731.29	46,868,125.76
1392035380	63873JP38	NATIXIS, NEW YORK BRANCH	02/03/2025	4.680	50,000,000.00	49,785,500.00	49,317,500.00	49,784,450.00
1370619223	63873JN63	NATIXIS, NEW YORK BRANCH	01/06/2025	4.520	50,000,000.00	49,968,611.11	49,359,666.67	49,958,150.00
1368969864	63873JN22	NATIXIS, NEW YORK BRANCH	01/02/2025	4.550	50,000,000.00	49,993,680.56	49,368,055.56	49,982,050.00
1395944668	63873JP53	NATIXIS, NEW YORK BRANCH	02/05/2025	4.620	50,000,000.00	49,775,416.67	49,358,333.33	49,772,150.00
1368969849	63873JN22	NATIXIS, NEW YORK BRANCH	01/02/2025	4.550	50,000,000.00	49,993,680.56	49,368,055.56	49,982,050.00
1389592065	63873JP38	NATIXIS, NEW YORK BRANCH	02/03/2025	4.620	50,000,000.00	49,788,250.00	49,300,583.33	49,784,450.00
1390502365	63873JP38	NATIXIS, NEW YORK BRANCH	02/03/2025	4.620	50,000,000.00	49,788,250.00	49,307,000.00	49,784,450.00
1448405761	67983TPU4	OLD LINE FUNDING, LLC	02/28/2025	4.430	50,000,000.00	49,643,138.89	49,636,986.11	49,622,500.00
1381175159	67983TNF9	OLD LINE FUNDING, LLC	01/15/2025	4.620	50,000,000.00	49,910,166.67	49,364,750.00	49,901,850.00
1377029583	67983TNW2	OLD LINE FUNDING, LLC	01/30/2025	4.530	50,000,000.00	49,817,541.67	49,251,291.67	49,806,600.00
1407636637	67983TPA8	OLD LINE FUNDING, LLC	02/10/2025	4.550	50,000,000.00	49,747,222.22	49,399,652.78	49,736,450.00
1370627846	67983TNM4	OLD LINE FUNDING, LLC	01/12/2025	4.550	50,000,000.00	49,873,611.11	49,266,944.44	49,864,100.00
1403361549	67983TP67	OLD LINE FUNDING, LLC	02/06/2025	4.600	50,000,000.00	49,770,000.00	49,399,444.44	49,762,050.00
1442823081	67983TQM1	OLD LINE FUNDING, LLC	03/21/2025	4.440	50,000,000.00	49,512,833.33	49,438,833.33	49,494,100.00
1393456861	67983TPE0	OLD LINE FUNDING, LLC	02/14/2025	4.620	50,000,000.00	49,717,666.67	49,281,333.33	49,710,900.00
1435030260	67983TQE9	OLD LINE FUNDING, LLC	03/14/2025	4.460	50,000,000.00	49,554,000.00	49,436,305.56	49,536,650.00
1442823083	67983TQM1	OLD LINE FUNDING, LLC	03/21/2025	4.440	5,000,000.00	4,951,283.33	4,943,883.33	4,949,410.00
1389644046	67983TNH5	OLD LINE FUNDING, LLC	01/17/2025	4.650	50,000,000.00	49,896,666.67	49,431,666.67	49,889,300.00
1399641500	67983TNW2	OLD LINE FUNDING, LLC	01/30/2025	4.630	50,000,000.00	49,813,513.89	49,421,250.00	49,806,600.00
1369856212	67983TND4	OLD LINE FUNDING, LLC	01/13/2025	4.590	50,000,000.00	49,923,500.00	49,305,125.00	49,914,300.00
1380183555	67983TNF9	OLD LINE FUNDING, LLC	01/15/2025	4.580	50,000,000.00	49,910,944.45	49,344,805.56	49,901,850.00
1440021927	67983TPM2	OLD LINE FUNDING, LLC	02/21/2025	4.460	50,000,000.00	49,684,083.34	49,591,166.67	49,666,700.00
1370627847	67983TNN2	OLD LINE FUNDING, LLC	01/22/2025	4.560	50,000,000.00	49,867,900.00	49,252,666.67	49,857,750.00
1388885245	67983TNG7	OLD LINE FUNDING, LLC	01/16/2025	4.650	50,000,000.00	49,903,125.00	49,412,	

LOS ANGELES COUNTY TREASURER
 TREASURER PORTFOLIO COMPARED TO MARKET VALUE
 FOR THE PERIOD: DECEMBER 1, 2024 TO DECEMBER 31, 2024
 FUND: POOLED SURPLUS INVESTMENTS
 ATTACHMENT X

Security ID	CUSIP	Description	Final Maturity	Face Rate	PAR	Amortized Cost	Historical Cost	Market Value
1397753139	71344TPR7	PEPSICO, INC.	02/25/2025	4.460	50,000,000.00	49,659,305.56	49,256,666.67	49,654,450.00
1430927501	71344TPJ5	PEPSICO, INC.	02/18/2025	4.380	50,000,000.00	49,708,000.00	49,543,750.00	49,697,700.00
1399641476	71344TPJ5	PEPSICO, INC.	02/18/2025	4.460	50,000,000.00	49,702,666.67	49,306,222.22	49,697,700.00
1393456856	71344TPC0	PEPSICO, INC.	02/12/2025	4.460	50,000,000.00	49,739,833.33	49,300,027.78	49,734,500.00
138886095	71344TPA4	PEPSICO, INC.	02/10/2025	4.470	50,000,000.00	49,751,666.67	49,273,625.00	49,746,600.00
1395208195	71344TPQ9	PEPSICO, INC.	02/24/2025	4.460	50,000,000.00	49,665,500.00	49,238,083.33	49,660,650.00
1400330575	71344TPL0	PEPSICO, INC.	02/20/2025	4.460	25,000,000.00	24,845,138.89	24,650,013.89	24,842,675.00
1395948315	71344TPK2	PEPSICO, INC.	02/19/2025	4.460	50,000,000.00	49,696,472.22	49,293,833.33	49,691,500.00
1392035377	71344TPE6	PEPSICO, INC.	02/14/2025	4.460	50,000,000.00	49,727,444.44	49,281,444.44	49,722,300.00
1393456863	71344TPD8	PEPSICO, INC.	02/13/2025	4.460	50,000,000.00	49,733,638.89	49,293,833.33	49,728,450.00
1429008936	71344TPC0	PEPSICO, INC.	02/12/2025	4.380	50,000,000.00	49,744,500.00	49,568,083.33	49,734,500.00
1399641485	71344TPJ5	PEPSICO, INC.	02/18/2025	4.460	50,000,000.00	49,702,666.67	49,306,222.22	49,697,700.00
1397753136	71344TPM8	PEPSICO, INC.	02/21/2025	4.460	50,000,000.00	49,684,083.33	49,281,444.44	49,679,200.00
1392035379	71344TPE6	PEPSICO, INC.	02/14/2025	4.460	50,000,000.00	49,727,444.44	49,281,444.44	49,722,300.00
1429008938	71344TPC0	PEPSICO, INC.	02/12/2025	4.380	50,000,000.00	49,744,500.00	49,568,083.33	49,734,500.00
1395208189	71344TPL0	PEPSICO, INC.	02/20/2025	4.450	50,000,000.00	49,690,972.22	49,264,513.89	49,685,350.00
1401399100	71344TPM8	PEPSICO, INC.	02/21/2025	4.460	25,000,000.00	24,842,041.67	24,650,013.89	24,839,600.00
1401399098	71344TPM8	PEPSICO, INC.	02/21/2025	4.460	50,000,000.00	49,684,083.33	49,300,027.78	49,679,200.00
1430927500	71344TPU0	PEPSICO, INC.	02/28/2025	4.360	40,000,000.00	39,719,022.22	39,588,222.22	39,708,680.00
1394331775	71344TPL0	PEPSICO, INC.	02/20/2025	4.460	50,000,000.00	49,690,277.78	49,256,666.67	49,685,350.00
1389621192	71344TPE6	PEPSICO, INC.	02/14/2025	4.470	50,000,000.00	49,726,833.33	49,255,000.00	49,722,300.00
1394331771	71344TPJ5	PEPSICO, INC.	02/18/2025	4.460	50,000,000.00	49,702,666.67	49,269,055.56	49,697,700.00
1381175157	71344TPJ5	PEPSICO, INC.	02/18/2025	4.390	25,000,000.00	24,853,666.67	24,582,340.28	24,848,850.00
1430045079	71344TPD8	PEPSICO, INC.	02/13/2025	4.380	50,000,000.00	49,738,416.66	49,568,083.33	49,728,450.00
1390502367	71344TPC0	PEPSICO, INC.	02/12/2025	4.470	50,000,000.00	49,739,250.00	49,273,625.00	49,734,500.00
1382119136	71708EN68	PFIZER INC.	01/06/2025	4.610	50,000,000.00	49,967,986.11	49,423,750.00	49,958,100.00
1382110889	71708EN84	PFIZER INC.	01/08/2025	4.620	50,000,000.00	49,955,083.33	49,409,666.67	49,946,050.00
1379080896	71708ENA9	PFIZER INC.	01/10/2025	4.620	50,000,000.00	49,942,250.00	49,358,333.33	49,934,000.00
1382110884	71708EN84	PFIZER INC.	01/08/2025	4.620	50,000,000.00	49,955,083.33	49,409,666.67	49,946,050.00
1382119135	71708EN68	PFIZER INC.	01/06/2025	4.610	17,000,000.00	16,989,115.28	16,804,075.00	16,985,754.00
1379080897	71708ENA9	PFIZER INC.	01/10/2025	4.620	15,000,000.00	14,982,675.00	14,807,500.00	14,980,200.00
1413030635	82124LPE6	SHEFFIELD RECEIVABLES COMPANY LLC	02/14/2025	4.590	50,000,000.00	49,719,500.00	49,413,500.00	49,711,500.00
1429008943	82124LQ39	SHEFFIELD RECEIVABLES COMPANY LLC	03/03/2025	4.590	50,000,000.00	49,611,125.00	49,426,250.00	49,603,850.00
1407636652	82124LP71	SHEFFIELD RECEIVABLES COMPANY LLC	02/07/2025	4.620	50,000,000.00	49,762,583.33	49,409,666.67	49,755,550.00
1397753134	82124LP30	SHEFFIELD RECEIVABLES COMPANY LLC	02/03/2025	4.690	50,000,000.00	49,785,041.67	49,361,638.89	49,780,700.00
1435030253	82124LQE5	SHEFFIELD RECEIVABLES COMPANY LLC	03/14/2025	4.540	50,000,000.00	49,546,000.00	49,413,583.33	49,535,700.00
1394336005	82124LP55	SHEFFIELD RECEIVABLES COMPANY LLC	02/05/2025	4.650	50,000,000.00	49,773,958.33	49,321,875.00	49,768,100.00
1430927508	82124LQA3	SHEFFIELD RECEIVABLES COMPANY LLC	03/10/2025	4.580	50,000,000.00	49,567,444.44	49,395,694.44	49,560,450.00
1442823085	82124LQM7	SHEFFIELD RECEIVABLES COMPANY LLC	03/21/2025	4.490	50,000,000.00	49,507,347.22	49,432,513.89	49,492,500.00
1435815838	82124LQE5	SHEFFIELD RECEIVABLES COMPANY LLC	03/14/2025	4.540	50,000,000.00	49,546,000.00	49,419,888.89	49,535,700.00
1395948317	82124LPB2	SHEFFIELD RECEIVABLES COMPANY LLC	02/11/2025	4.650	50,000,000.00	49,735,208.33	49,315,416.67	49,730,400.00
1430045078	82124LQ54	SHEFFIELD RECEIVABLES COMPANY LLC	03/05/2025	4.590	50,000,000.00	49,598,375.00	49,419,875.00	49,591,450.00
1430927504	82124LQA3	SHEFFIELD RECEIVABLES COMPANY LLC	03/10/2025	4.580	50,000,000.00	49,567,444.44	49,395,694.44	49,560,450.00
1438132286	82124LQM7	SHEFFIELD RECEIVABLES COMPANY LLC	03/21/2025	4.520	50,000,000.00	49,504,055.55	49,403,611.11	49,492,500.00
1393456853	82124LNX6	SHEFFIELD RECEIVABLES COMPANY LLC	01/31/2025	4.640	50,000,000.00	49,806,666.67	49,349,111.11	49,799,550.00
1416240366	82124LPK2	SHEFFIELD RECEIVABLES COMPANY LLC	02/19/2025	4.590	50,000,000.00	49,687,625.00	49,407,125.00	49,679,750.00
1430045073	82124LQ54	SHEFFIELD RECEIVABLES COMPANY LLC	03/05/2025	4.590	50,000,000.00	49,598,375.00	49,419,875.00	49,591,450.00
1444194169	82124LQJ9	SHEFFIELD RECEIVABLES COMPANY LLC	03/28/2025	4.470	50,000,000.00	49,466,083.33	49,410,208.33	49,449,400.00
1440021933	82124LQJ9	SHEFFIELD RECEIVABLES COMPANY LLC	03/20/2025	4.520	50,000,000.00	49,510,333.34	49,416,166.67	49,498,650.00
1411469736	82124LPE6	SHEFFIELD RECEIVABLES COMPANY LLC	02/14/2025	4.550	50,000,000.00	49,721,944.44	49,405,972.22	49,711,500.00
1434168067	82124LQC9	SHEFFIELD RECEIVABLES COMPANY LLC	03/12/2025	4.540	50,000,000.00	49,558,611.11	49,419,888.89	49,548,100.00
1436788384	82124LQH8	SHEFFIELD RECEIVABLES COMPANY LLC	03/17/2025	4.530	50,000,000.00	49,528,125.00	49,408,583.33	49,517,200.00
1429008952	89119AP77	THE TORONTO-DOMINION BANK	02/07/2025	4.560	50,000,000.00	49,765,666.67	49,582,000.00	49,761,650.00
1444194652	89119APU6	THE TORONTO-DOMINION BANK	02/28/2025	4.470	50,000,000.00	49,639,916.67	49,584,041.67	49,631,900.00
1430927499	89119AQ35	THE TORONTO-DOMINION BANK	03/03/2025	4.520	50,000,000.00	49,617,055.56	49,447,555.56	49,613,150.00
1445666987	89119AQ35	THE TORONTO-DOMINION BANK	03/03/2025	4.460	50,000,000.00	49,622,138.89	49,584,972.22	49,613,150.00
1423992648	89119ANT1	THE TORONTO-DOMINION BANK	01/27/2025	4.550	50,000,000.00	49,835,694.44	49,614,513.89	49,829,450.00
1426915201	89119AP51	THE TORONTO-DOMINION BANK	02/05/2025	4.570	50,000,000.00	49,777,847.22	49,587,430.56	49,773,950.00
1430927506	89119AQ35	THE TORONTO-DOMINION BANK	03/03/2025	4.520	50,000,000.00	49,617,055.56	49,447,555.56	49,613,150.00
1434168066	89119APA0	THE TORONTO-DOMINION BANK	02/10/2025	4.500	50,000,000.00	49,750,000.00	49,612,500.00	49,743,200.00
1432940646	89119AP36	THE TORONTO-DOMINION BANK	02/03/2025	4.500	50,000,000.00	49,793,750.00	49,650,000.00	49,786,250.00
1431864876	89119AQ50	THE TORONTO-DOMINION BANK	03/05/2025	4.490	50,000,000.00	49,607,125.00	49,444,986.11	49,600,600.00
1445666984	89119AQ35	THE TORONTO-DOMINION BANK	03/03/2025	4.460	50,000,000.00	49,622,138.89	49,584,972.22	49,613,150.00
1444194651	89119APU6	THE TORONTO-DOMINION BANK	02/28/2025	4.470	50,000,000.00	49,639,916.67	49,584,041.67	49,631,900.00
1432940635	89119AP36	THE TORONTO-DOMINION BANK	02/03/2025	4.500	50,000,000.00	49,793,750.00	49,650,000.00	49,786,250.00
1429008948	89119AP77	THE TORONTO-DOMINION BANK	02/07/2025	4.560	50,000,000.00	49,765,666.67	49,582,000.00	49,761,650.00
1434168065	89119APA0	THE TORONTO-DOMINION BANK	02/10/2025	4.500	50,000,000.00	49,750,000.00	49,612,500.00	49,743,200.00
1426915202	89119AP51	THE TORONTO-DOMINION BANK	02/05/2025	4.570	50,000,000.00	49,777,847.22	49,587,430.56	49,773,950.00
1431864872	89119AQ50	THE TORONTO-DOMINION BANK	03/05/2025	4.490	50,000,000.00	49,607,125.00	49,444,986.11	49,600,600.00
1441040410	88602TQM8	THUNDER BAY FUNDING, LLC	03/21/2025	4.450	50,000,000.00	49,511,736.11	49,431,388.89	49,511,888.89
1445666983	88602TPR8	THUNDER BAY FUNDING, LLC	02/25/2025	4.430	50,000,000.00	49,661,597.22	49,630,833.33	49,644,600.00
1380183556	88602TNF6	THUNDER BAY FUNDING, LLC	01/15/2025	4.580	25,000,000.00	24,955,472.22	24,669,222.22	24,950,850.00
1430046492	88602TQ71	THUNDER BAY FUNDING, LLC	03/07/2025	4.520	50,000,000.00	49,591,944.45	49,416,166.67	49,582,100.00
1405971486	88602TP56	THUNDER BAY FUNDING, LLC	02/05/2025	4.560	50,000,000.00	49,778,333.33	49,436,333.33	49,769,650.00
1435030256	88602TQA4	THUNDER BAY FUNDING, LLC	03/10/2025	4.460	50,000,000.00	49,578,777.77	49,448,694.44	49,563,400.00
1404953655	88602TP31	THUNDER BAY FUNDING, LLC	02/03/2025	4.560	50,000,000.00	49,791,000.00	49,423,666.67	49,782,150.00
1389621193	88602TMM1	THUNDER BAY FUNDING, LLC	01/21/2025	4.650	50,000,000.00	49,870,833.33	49,380,000.00	49,864,400.00
1388880332	88602TNQ2	THUNDER BAY FUNDING, LLC	01/24/2025	4.640	50,000,000.00	49,851,777.78	49,368,444.44	49,845,350.00
1426900076	88602TQ30	THUNDER BAY FUNDING, LLC	03/03/2025	4.520	50,000,000.00	49,617,055.55	49,428,722.22	49,607,100.00
1380183561	88602TND1	THUNDER BAY FUNDING, LLC	01/13/2025	4.580	40,000,000.00	39,938,933.33	39,480,933.33	39,931,280.00
1432944393	88602TQA4	THUNDER BAY FUNDING, LLC	03/10/2025	4.460	50,000,000.00	49,578,777.78	49,436,305.56	49,563,400.00
1380183559	88602TNF6	THUNDER BAY FUNDING, LLC	01/15/2025	4.580	50,000,000.00	49,910,944.44	49,338,444.44	49,901,700.00
1370619228	88602TNN9	THUNDER BAY FUNDING, LLC	01/22/2025	4.560	50,000,000.00	49,867,000.00	49,252,666.67	49,858,050.00
1381175154	88602TNF6	THUNDER BAY FUNDING, LLC	01/15/2025	4.620	50,000,000.00	49,910,166.67	49,364,750.00	49,901,700.00
1405971481	88602TP56	THUNDER BAY FUNDING, LLC	02/05/2025	4.560	50,000,000.00	49,778,333.33	49,436,333.33	49,769,650.00
1384934158	88602TND1	THUNDER BAY F						

LOS ANGELES COUNTY TREASURER
 TREASURER PORTFOLIO COMPARED TO MARKET VALUE
 FOR THE PERIOD: DECEMBER 1, 2024 TO DECEMBER 31, 2024
 FUND: POOLED SURPLUS INVESTMENTS
 ATTACHMENT X

Security ID	CUSIP	Description	Final Maturity	Face Rate	PAR	Amortized Cost	Historical Cost	Market Value	
1445666991	88602TPR8	THUNDER BAY FUNDING, LLC	02/25/2025	4.430	50,000,000.00	49,661,597.22	49,630,833.33	49,644,600.00	
1384934155	88602TND1	THUNDER BAY FUNDING, LLC	01/13/2025	4.630	50,000,000.00	49,922,833.33	49,421,250.00	49,914,100.00	
1418733006	88602TPQ0	THUNDER BAY FUNDING, LLC	02/24/2025	4.550	50,000,000.00	49,658,750.00	49,424,930.56	50,000,000.00	
1382119139	88602TN66	THUNDER BAY FUNDING, LLC	01/06/2025	4.630	50,000,000.00	49,967,847.22	49,414,819.44	49,957,400.00	
1417860360	89233GR32	TOYOTA MOTOR CREDIT CORPORATION	04/03/2025	4.570	50,000,000.00	49,416,055.55	49,155,819.44	49,419,850.00	
1346644419	89233GN77	TOYOTA MOTOR CREDIT CORPORATION	01/07/2025	4.960	50,000,000.00	49,958,666.67	49,076,888.89	49,951,600.00	
1370619230	89233GPA8	TOYOTA MOTOR CREDIT CORPORATION	02/10/2025	4.500	50,000,000.00	49,750,000.00	49,150,000.00	49,741,000.00	
1352826211	89233GN36	TOYOTA MOTOR CREDIT CORPORATION	01/03/2025	4.920	50,000,000.00	49,986,333.33	49,166,333.33	49,975,900.00	
1435030259	89233GRG3	TOYOTA MOTOR CREDIT CORPORATION	04/16/2025	4.410	50,000,000.00	49,356,875.00	49,228,250.00	49,339,400.00	
1435030242	89233GRH1	TOYOTA MOTOR CREDIT CORPORATION	04/17/2025	4.410	50,000,000.00	49,350,750.00	49,222,125.00	49,333,200.00	
1435030255	89233GRG3	TOYOTA MOTOR CREDIT CORPORATION	04/16/2025	4.410	50,000,000.00	49,356,875.00	49,228,250.00	49,339,400.00	
1346644422	89233GN77	TOYOTA MOTOR CREDIT CORPORATION	01/07/2025	4.960	50,000,000.00	49,958,666.67	49,076,888.89	49,951,600.00	
1417860356	89233GR32	TOYOTA MOTOR CREDIT CORPORATION	04/03/2025	4.570	50,000,000.00	49,416,055.55	49,155,819.44	49,419,850.00	
1352826217	89233GN36	TOYOTA MOTOR CREDIT CORPORATION	01/03/2025	4.920	50,000,000.00	49,986,333.33	49,166,333.33	49,975,900.00	
1370619227	89233GPA8	TOYOTA MOTOR CREDIT CORPORATION	02/10/2025	4.500	50,000,000.00	49,750,000.00	49,150,000.00	49,741,000.00	
1435030248	89233GRH1	TOYOTA MOTOR CREDIT CORPORATION	04/17/2025	4.410	50,000,000.00	49,350,750.00	49,222,125.00	49,333,200.00	
1430048867	90477DNN2	UNILEVER CAPITAL CORPORATION	01/22/2025	4.570	50,000,000.00	49,866,708.34	49,701,680.56	49,860,900.00	
1435815841	90477DNV4	UNILEVER CAPITAL CORPORATION	01/29/2025	4.550	48,000,000.00	47,830,133.33	47,708,800.00	47,825,184.00	
1433711781	90477DNT9	UNILEVER CAPITAL CORPORATION	01/27/2025	4.570	50,000,000.00	49,834,972.22	49,695,333.33	49,830,250.00	
1431869126	90477DNT9	UNILEVER CAPITAL CORPORATION	01/27/2025	4.570	50,000,000.00	49,834,972.22	49,695,333.33	49,830,250.00	
1430048866	90477DNN2	UNILEVER CAPITAL CORPORATION	01/22/2025	4.570	50,000,000.00	49,866,708.34	49,701,680.56	49,860,900.00	
1447492255	90477DNW2	UNILEVER CAPITAL CORPORATION	01/30/2025	4.330	50,000,000.00	49,825,597.22	49,813,569.44	49,811,850.00	
1447492257	90477DNW2	UNILEVER CAPITAL CORPORATION	01/30/2025	4.330	50,000,000.00	49,825,597.22	49,813,569.44	49,811,850.00	
CPD TOTAL						16,942,475,000.00	16,842,995,090.88	16,737,634,038.52	16,843,396,709.21
1052207560	LACCAL20230614	LAC-CAL BAN	06/30/2025	5.830	5,000,000.00	5,000,000.00	5,000,000.00	5,000,000.00	
1215324857	LACCAL20240229	LAC-CAL BAN	06/30/2026	5.830	10,000,000.00	10,000,000.00	10,000,000.00	10,000,000.00	
1441083733	LACCAL20241218	LAC-CAL BAN	06/30/2027	4.825	5,000,000.00	5,000,000.00	5,000,000.00	5,000,000.00	
1318200749	LACCAL20240716	LAC-CAL BAN	06/30/2027	5.688	5,000,000.00	5,000,000.00	5,000,000.00	5,000,000.00	
LACCALBANS TOTAL						25,000,000.00	25,000,000.00	25,000,000.00	25,000,000.00
1307818801	SHRODE20240702	SHRODE AVE	09/02/2044	4.750	282,408.02	282,408.02	282,408.02	282,408.02	
LA COUNTY REFUNDING BDN TOTAL						282,408.02	282,408.02	282,408.02	282,408.02
CA MUNI BDN TOTAL						25,282,408.02	25,282,408.02	25,282,408.02	25,282,408.02
1449506073	912797MW4	UNITED STATES TREASURY	01/07/2025	4.050	31,991,000.00	31,969,406.08	31,965,807.09	31,965,686.48	
1393456852	912797NF0	UNITED STATES TREASURY	02/04/2025	4.450	50,000,000.00	49,789,861.11	49,351,041.67	49,801,798.00	
1382826480	912797MW4	UNITED STATES TREASURY	01/07/2025	4.495	50,000,000.00	49,962,541.67	49,431,881.94	49,960,436.50	
1430045076	912797MM6	UNITED STATES TREASURY	03/06/2025	4.314	30,873,000.00	30,636,224.67	30,532,635.47	30,644,778.14	
1434168070	912797NT0	UNITED STATES TREASURY	04/01/2025	4.260	50,000,000.00	49,467,500.00	49,337,333.33	49,487,509.00	
1417163610	912797NJ2	UNITED STATES TREASURY	02/25/2025	4.362	50,000,000.00	49,666,791.66	49,406,283.33	49,681,400.00	
1435030247	912797NQ6	UNITED STATES TREASURY	03/11/2025	4.232	50,000,000.00	49,594,433.33	49,471,000.00	49,604,382.00	
1432940632	912797NS2	UNITED STATES TREASURY	03/25/2025	4.270	50,000,000.00	49,507,763.89	49,371,361.11	49,525,080.00	
1397753141	912797MJ3	UNITED STATES TREASURY	02/06/2025	4.472	50,000,000.00	49,776,375.00	49,372,607.64	49,789,022.50	
1445666981	912797PA9	UNITED STATES TREASURY	04/22/2025	4.200	50,000,000.00	49,352,500.00	49,317,500.00	49,365,566.50	
1392035374	912797JR9	UNITED STATES TREASURY	01/23/2025	4.463	50,000,000.00	49,863,630.56	49,417,330.56	49,865,050.00	
1431864860	912797NS2	UNITED STATES TREASURY	03/25/2025	4.260	50,000,000.00	49,508,916.66	49,355,083.33	49,525,080.00	
1412372621	912797NK9	UNITED STATES TREASURY	03/04/2025	4.370	50,000,000.00	49,623,694.45	49,326,291.67	49,633,900.00	
1430045074	912797MT1	UNITED STATES TREASURY	03/13/2025	4.305	50,000,000.00	49,575,479.17	49,408,062.50	49,593,124.50	
1395208190	912797MY0	UNITED STATES TREASURY	01/12/2025	4.475	47,283,000.00	47,165,449.21	46,759,898.98	47,165,832.73	
1412372623	912797NK9	UNITED STATES TREASURY	03/04/2025	4.370	50,000,000.00	49,623,694.45	49,326,291.67	49,633,900.00	
1414280950	912797KA4	UNITED STATES TREASURY	02/20/2025	4.380	50,000,000.00	49,695,833.34	49,409,916.67	49,711,453.50	
1431864862	912797MT1	UNITED STATES TREASURY	03/13/2025	4.260	50,000,000.00	49,579,916.66	49,426,083.33	49,593,124.50	
1447478258	912797KS5	UNITED STATES TREASURY	04/17/2025	4.145	50,000,000.00	49,389,763.89	49,360,979.17	49,397,240.50	
1382826493	912797LR6	UNITED STATES TREASURY	01/02/2025	4.525	50,000,000.00	49,993,715.28	49,459,513.89	49,988,650.00	
1441039046	912797KJ5	UNITED STATES TREASURY	03/20/2025	4.220	50,000,000.00	49,542,833.34	49,460,777.78	49,553,744.50	
1373351802	912797LR6	UNITED STATES TREASURY	01/02/2025	4.400	50,000,000.00	49,993,888.89	49,407,222.22	49,988,650.00	
1392035376	912797JR9	UNITED STATES TREASURY	01/23/2025	4.463	50,000,000.00	49,863,630.56	49,417,330.56	49,865,050.00	
1405971482	912797MJ3	UNITED STATES TREASURY	02/06/2025	4.410	50,000,000.00	49,779,500.00	49,430,375.00	49,789,022.50	
1438123158	912797MT1	UNITED STATES TREASURY	03/13/2025	4.215	50,000,000.00	49,584,354.17	49,490,687.50	49,593,124.50	
1447478256	912797KS5	UNITED STATES TREASURY	04/17/2025	4.145	50,000,000.00	49,389,763.89	49,360,979.17	49,397,240.50	
1408781811	912797MK0	UNITED STATES TREASURY	02/13/2025	4.369	23,846,000.00	23,723,558.99	23,565,284.23	23,725,696.69	
1431864836	912797NS2	UNITED STATES TREASURY	03/25/2025	4.260	50,000,000.00	49,508,916.66	49,355,083.33	49,525,080.00	
1399641504	912797LZ8	UNITED STATES TREASURY	01/30/2025	4.450	50,000,000.00	49,820,763.89	49,425,208.33	49,828,271.50	
1382110887	912797LR6	UNITED STATES TREASURY	01/02/2025	4.526	50,000,000.00	49,993,713.89	49,453,108.33	49,988,650.00	
1435030243	912797NQ6	UNITED STATES TREASURY	03/11/2025	4.232	50,000,000.00	49,594,433.33	49,471,000.00	49,604,382.00	
1401399097	912797LZ8	UNITED STATES TREASURY	01/30/2025	4.440	50,000,000.00	49,821,166.67	49,438,833.33	49,828,271.50	
1399641491	912797LZ8	UNITED STATES TREASURY	01/30/2025	4.450	50,000,000.00	49,820,763.89	49,425,208.33	49,828,271.50	
1432940638	912797NR4	UNITED STATES TREASURY	03/18/2025	4.265	24,009,000.00	23,792,825.63	23,727,404.44	23,800,851.33	
1431864866	912797MM6	UNITED STATES TREASURY	03/06/2025	4.300	50,000,000.00	49,617,777.78	49,462,500.00	49,630,386.00	
1379063895	912797LY1	UNITED STATES TREASURY	01/16/2025	4.425	50,000,000.00	49,907,812.50	49,348,541.67	49,905,950.00	
1440021930	912797KJ5	UNITED STATES TREASURY	03/20/2025	4.175	37,614,000.00	37,273,750.03	37,208,317.34	37,278,290.91	
1434168072	912797NT0	UNITED STATES TREASURY	04/01/2025	4.260	50,000,000.00	49,467,500.00	49,337,333.33	49,487,509.00	
1434168059	912797NT0	UNITED STATES TREASURY	04/01/2025	4.260	50,000,000.00	49,467,500.00	49,337,333.33	49,487,509.00	
1416240365	912797MK0	UNITED STATES TREASURY	02/13/2025	4.395	50,000,000.00	49,737,520.83	49,468,937.50	49,747,749.50	
1432940651	912797NT0	UNITED STATES TREASURY	04/01/2025	4.250	50,000,000.00	49,468,750.00	49,332,986.11	49,487,509.00	
1412372619	912797NK9	UNITED STATES TREASURY	03/04/2025	4.370	50,000,000.00	49,623,694.45	49,326,291.67	49,633,900.00	
1435030241	912797NQ6	UNITED STATES TREASURY	03/11/2025	4.232	50,000,000.00	49,594,433.33	49,471,000.00	49,604,382.00	
1447478253	912797PA9	UNITED STATES TREASURY	04/22/2025	4.180	50,000,000.00	49,355,583.34	49,326,555.56	49,365,566.50	
1419307835	912797NJ2	UNITED STATES TREASURY	02/25/2025	4.350	50,000,000.00	49,667,708.34	49,426,041.67	49,681,400.00	
1383459831	912797LX3	UNITED STATES TREASURY	01/09/2025	4.500	50,000,000.00	49,950,000.00	49,425,000.00	49,948,599.00	
1434168049	912797NT0	UNITED STATES TREASURY	04/01/2025	4.255	50,000,000.00	49,468,125.00	49,338,111.11	49,487,509.00	
1435030240	912797NQ6	UNITED STATES TREASURY	03/11/2025	4.232	50,000,000.00	49,594,433.33	49,471,000.00	49,604,382.00	
1417163617	912797NQ6	UNITED STATES TREASURY	03/11/2025	4.350	50,000,000.00	4			

LOS ANGELES COUNTY TREASURER
 TREASURER PORTFOLIO COMPARED TO MARKET VALUE
 FOR THE PERIOD: DECEMBER 1, 2024 TO DECEMBER 31, 2024
 FUND: POOLED SURPLUS INVESTMENTS
 ATTACHMENT X

Security ID	CUSIP	Description	Final Maturity	Face Rate	PAR	Amortized Cost	Historical Cost	Market Value
1406805250	912797LZ8	UNITED STATES TREASURY	01/30/2025	4.390	50,000,000.00	49,823,180.56	49,481,736.11	49,828,271.50
1430927495	912797MM6	UNITED STATES TREASURY	03/06/2025	4.310	21,679,000.00	21,512,890.69	21,442,813.32	21,518,742.76
1379063898	912797LY1	UNITED STATES TREASURY	01/16/2025	4.425	50,000,000.00	49,907,812.50	49,348,541.67	49,905,950.00
1431864869	912797LY1	UNITED STATES TREASURY	01/16/2025	4.310	50,000,000.00	49,910,208.33	49,754,569.44	49,905,950.00
1445666977	912797PA9	UNITED STATES TREASURY	04/22/2025	4.200	50,000,000.00	49,352,500.00	49,317,500.00	49,365,566.50
1405971490	912797MJ3	UNITED STATES TREASURY	02/06/2025	4.410	50,000,000.00	49,779,500.00	49,430,375.00	49,789,022.50
1447478251	912797ND5	UNITED STATES TREASURY	05/01/2025	4.130	50,000,000.00	49,311,666.67	49,282,986.11	49,320,505.50
1431864854	912797MM6	UNITED STATES TREASURY	03/06/2025	4.300	50,000,000.00	49,617,777.78	49,462,500.00	49,630,386.00
1395944669	912797JR9	UNITED STATES TREASURY	01/23/2025	4.475	50,000,000.00	49,863,263.89	49,440,625.00	49,865,050.00
1406805252	912797LZ8	UNITED STATES TREASURY	01/30/2025	4.390	50,000,000.00	49,823,180.56	49,481,736.11	49,828,271.50
1393456846	912797LZ8	UNITED STATES TREASURY	01/30/2025	4.475	50,000,000.00	49,819,756.94	49,378,472.22	49,828,271.50
1382826485	912797LX3	UNITED STATES TREASURY	01/09/2025	4.490	50,000,000.00	49,950,111.11	49,420,041.67	49,948,599.00
1432940640	912797NT0	UNITED STATES TREASURY	04/01/2025	4.250	50,000,000.00	49,468,750.00	49,332,986.11	49,487,509.00
1373351795	912797LR6	UNITED STATES TREASURY	01/02/2025	4.400	50,000,000.00	49,993,888.89	49,407,222.22	49,988,650.00
1447478264	912797PA9	UNITED STATES TREASURY	04/22/2025	4.180	50,000,000.00	49,355,583.34	49,326,555.56	49,365,566.50
1389592068	912797LY1	UNITED STATES TREASURY	01/16/2025	4.520	50,000,000.00	49,905,833.33	49,428,772.22	49,905,950.00
1431864871	912797MM6	UNITED STATES TREASURY	03/06/2025	4.300	50,000,000.00	49,617,777.78	49,462,500.00	49,630,386.00
1434168053	912797NT0	UNITED STATES TREASURY	04/01/2025	4.255	50,000,000.00	49,468,125.00	49,338,111.11	49,487,509.00
1435030251	912797NR4	UNITED STATES TREASURY	03/18/2025	4.210	50,000,000.00	49,555,611.11	49,432,819.44	49,566,519.50
1411469733	912797MJ3	UNITED STATES TREASURY	02/06/2025	4.417	50,000,000.00	49,779,150.00	49,472,413.89	49,789,022.50
1445666979	912797NZ6	UNITED STATES TREASURY	04/15/2025	4.200	50,000,000.00	49,393,333.33	49,358,333.33	49,406,365.00
1420217845	912797NR4	UNITED STATES TREASURY	03/18/2025	4.380	50,000,000.00	49,537,666.66	49,312,583.33	49,566,519.50
1388880341	912797LR6	UNITED STATES TREASURY	01/02/2025	4.500	50,000,000.00	49,993,750.00	49,512,500.00	49,988,650.00
1417860359	912797NR4	UNITED STATES TREASURY	03/18/2025	4.380	50,000,000.00	49,537,666.67	49,282,166.67	49,566,519.50
1440021934	912797KJ5	UNITED STATES TREASURY	03/20/2025	4.175	50,000,000.00	49,547,708.34	49,460,729.17	49,553,744.50
1431864884	912797NJ2	UNITED STATES TREASURY	02/25/2025	4.265	50,000,000.00	49,674,201.39	49,520,187.50	49,681,400.00
1432940642	912797NR4	UNITED STATES TREASURY	03/18/2025	4.265	50,000,000.00	49,549,805.56	49,413,562.50	49,566,519.50
1382826483	912797MX2	UNITED STATES TREASURY	01/14/2025	4.460	50,000,000.00	49,919,472.22	49,392,944.44	49,919,973.00
1374462682	912797MW4	UNITED STATES TREASURY	01/07/2025	4.422	50,000,000.00	49,963,150.00	49,391,975.00	49,960,436.50
1370619226	912797MY0	UNITED STATES TREASURY	01/21/2025	4.430	50,000,000.00	49,876,944.44	49,280,125.00	49,876,100.00
1418714997	912797NQ6	UNITED STATES TREASURY	03/11/2025	4.371	50,000,000.00	49,581,112.50	49,332,208.33	49,604,382.00
1382826496	912797MX2	UNITED STATES TREASURY	01/14/2025	4.460	50,000,000.00	49,919,472.22	49,392,944.44	49,919,973.00
1412372613	912797MK0	UNITED STATES TREASURY	02/13/2025	4.380	50,000,000.00	49,738,416.67	49,440,333.33	49,747,749.50
1416240358	912797NK9	UNITED STATES TREASURY	03/04/2025	4.360	50,000,000.00	49,624,555.55	49,358,111.11	49,633,900.00
1382826481	912797MW4	UNITED STATES TREASURY	01/07/2025	4.495	50,000,000.00	49,962,541.67	49,431,881.94	49,960,436.50
1447478247	912797ND5	UNITED STATES TREASURY	05/01/2025	4.130	50,000,000.00	49,311,666.67	49,282,986.11	49,320,505.50
1390502366	912797LY1	UNITED STATES TREASURY	01/16/2025	4.500	50,000,000.00	49,906,250.00	49,437,500.00	49,905,950.00
1431864858	912797NS2	UNITED STATES TREASURY	03/25/2025	4.260	50,000,000.00	49,508,916.66	49,355,083.33	49,525,080.00
1426900072	912797MT1	UNITED STATES TREASURY	03/13/2025	4.365	50,000,000.00	49,569,562.50	49,387,687.50	49,593,124.50
1395944665	912797NF0	UNITED STATES TREASURY	02/04/2025	4.472	50,000,000.00	49,788,845.83	49,366,537.50	49,801,798.00
1388880342	912797LR6	UNITED STATES TREASURY	01/02/2025	4.500	50,000,000.00	49,993,750.00	49,512,500.00	49,988,650.00
1382826494	912797LR6	UNITED STATES TREASURY	01/02/2025	4.525	50,000,000.00	49,993,715.28	49,459,513.89	49,988,650.00
1444194167	912797NZ6	UNITED STATES TREASURY	04/15/2025	4.180	50,000,000.00	49,396,222.22	49,343,972.22	49,406,365.00
1447478246	912797MU8	UNITED STATES TREASURY	03/27/2025	4.190	50,000,000.00	49,505,347.22	49,476,250.00	49,500,400.00
1399641486	912797MZ7	UNITED STATES TREASURY	01/28/2025	4.450	50,000,000.00	49,833,125.00	49,437,569.44	49,840,817.50
1383459824	912797LX3	UNITED STATES TREASURY	01/09/2025	4.500	50,000,000.00	49,950,000.00	49,425,000.00	49,948,599.00
1372483903	912797LX3	UNITED STATES TREASURY	01/09/2025	4.420	50,000,000.00	49,950,888.89	49,355,416.67	49,948,599.00
1423101206	912797NQ6	UNITED STATES TREASURY	03/11/2025	4.380	50,000,000.00	49,580,250.00	49,361,250.00	49,604,382.00
1381175160	912797LR6	UNITED STATES TREASURY	01/02/2025	4.485	50,000,000.00	49,993,770.83	49,439,375.00	49,988,650.00
1380183557	912797LR6	UNITED STATES TREASURY	01/02/2025	4.460	50,000,000.00	49,993,805.56	49,436,305.56	49,988,650.00
1400330570	912797MJ3	UNITED STATES TREASURY	02/06/2025	4.430	50,000,000.00	49,778,500.00	49,390,875.00	49,789,022.50
1399641473	912797JR9	UNITED STATES TREASURY	01/23/2025	4.462	50,000,000.00	49,863,661.11	49,467,038.89	49,865,050.00
1447478259	912797PA9	UNITED STATES TREASURY	04/22/2025	4.180	50,000,000.00	49,355,583.34	49,326,555.56	49,365,566.50
1448405762	912797PA9	UNITED STATES TREASURY	04/22/2025	4.140	50,000,000.00	49,361,750.00	49,350,250.00	49,365,566.50
1399641501	912797NG8	UNITED STATES TREASURY	02/11/2025	4.460	50,000,000.00	49,746,027.78	49,349,583.33	49,753,750.00
1434168071	912797NT0	UNITED STATES TREASURY	04/01/2025	4.260	50,000,000.00	49,467,500.00	49,337,333.33	49,487,509.00
1411469728	912797LX3	UNITED STATES TREASURY	01/09/2025	4.430	28,193,000.00	28,165,245.56	27,991,780.29	28,164,017.03
1423992654	912797LZ8	UNITED STATES TREASURY	01/30/2025	4.400	50,000,000.00	49,822,777.78	49,608,888.89	49,828,271.50
1390502363	912797LY1	UNITED STATES TREASURY	01/16/2025	4.500	50,000,000.00	49,906,250.00	49,437,500.00	49,905,950.00
1432940648	912797NS2	UNITED STATES TREASURY	03/25/2025	4.270	50,000,000.00	49,507,763.89	49,371,361.11	49,525,080.00
1372483916	912797LX3	UNITED STATES TREASURY	01/09/2025	4.420	50,000,000.00	49,950,888.89	49,355,416.67	49,948,599.00
1412372622	912797NK9	UNITED STATES TREASURY	03/04/2025	4.370	50,000,000.00	49,623,694.45	49,326,291.67	49,633,900.00
1395944662	912797NF0	UNITED STATES TREASURY	02/04/2025	4.472	50,000,000.00	49,788,845.83	49,366,537.50	49,801,798.00
1418714999	912797MM6	UNITED STATES TREASURY	03/06/2025	4.340	50,000,000.00	49,614,222.22	49,367,083.33	49,630,386.00
1382826492	912797LR6	UNITED STATES TREASURY	01/02/2025	4.525	50,000,000.00	49,993,715.28	49,459,513.89	49,988,650.00
1449506070	912797PB7	UNITED STATES TREASURY	04/29/2025	4.140	50,000,000.00	49,321,500.00	49,315,750.00	49,308,500.00
1434168060	912797NT0	UNITED STATES TREASURY	04/01/2025	4.255	50,000,000.00	49,468,125.00	49,338,111.11	49,487,509.00
1431864878	912797MM6	UNITED STATES TREASURY	03/06/2025	4.300	50,000,000.00	49,617,777.78	49,462,500.00	49,630,386.00
1435030244	912797NR4	UNITED STATES TREASURY	03/18/2025	4.210	50,000,000.00	49,555,611.11	49,432,819.44	49,566,519.50
1445666986	912797KJ5	UNITED STATES TREASURY	03/20/2025	4.205	33,277,000.00	32,973,818.80	32,950,497.17	32,979,999.11
1382110888	912797LR6	UNITED STATES TREASURY	01/02/2025	4.526	22,117,000.00	22,114,219.40	21,875,087.94	22,111,979.44
1374462690	912797MW4	UNITED STATES TREASURY	01/07/2025	4.422	50,000,000.00	49,963,150.00	49,391,975.00	49,960,436.50
1399641490	912797MZ7	UNITED STATES TREASURY	01/28/2025	4.450	50,000,000.00	49,833,125.00	49,437,569.44	49,840,817.50
1447478242	912797MU8	UNITED STATES TREASURY	03/27/2025	4.190	50,000,000.00	49,505,347.22	49,476,250.00	49,500,400.00
1401399096	912797LZ8	UNITED STATES TREASURY	01/30/2025	4.440	50,000,000.00	49,821,166.67	49,438,833.33	49,828,271.50
1420217838	912797NR4	UNITED STATES TREASURY	03/18/2025	4.380	50,000,000.00	49,537,666.66	49,312,583.33	49,566,519.50
1395944671	912797JR9	UNITED STATES TREASURY	01/23/2025	4.475	50,000,000.00	49,863,263.89	49,440,625.00	49,865,050.00
1438123157	912797MT1	UNITED STATES TREASURY	03/13/2025	4.215	50,000,000.00	49,584,354.17	49,490,687.50	49,593,124.50
1431864863	912797NS2	UNITED STATES TREASURY	03/25/2025	4.270	50,000,000.00	49,507,763.89	49,353,569.44	49,525,080.00
1399641477	912797JR9	UNITED STATES TREASURY	01/23/2025	4.462	50,000,000.00	49,863,661.11	49,467,038.89	49,865,050.00
1447478255	912797PA9	UNITED STATES TREASURY	04/22/2025	4.180	50,000,000.00	49,355,583.34	49,326,555.56	49,365,566.50
1399641505	912797MZ7	UNITED STATES TREASURY	01/28/2025	4.450	50,000,000.00	49,833,125.00	49,437,569.44	49,840,817.50
1419307840	912797NJ2	UNITED STATES TREASURY	02/25/2025	4.350	50,000,000.00	49,667,708.34	49,426,041.67	49,681,400.00
1413030638	912797KA4	UNITED STATES TREASURY	02/20/2025	4.350	50,000,000.00	49,697,916.67	49,407,916.67	49,711,453.50
1416240364	912797MK0	UNITED STATES TREASURY	02/13/2025	4.395	50,000,000.00	49,737,520.83	49,468,937.50	49,747,749.50
1393456857	912797NF0	UNITED STATES TREASURY	02/04/2025	4.450	50,000,000.00	49,789,861.11	49,351,041.67	49,801,798.00

LOS ANGELES COUNTY TREASURER
 TREASURER PORTFOLIO COMPARED TO MARKET VALUE
 FOR THE PERIOD: DECEMBER 1, 2024 TO DECEMBER 31, 2024
 FUND: POOLED SURPLUS INVESTMENTS
 ATTACHMENT X

Security ID	CUSIP	Description	Final Maturity	Face Rate	PAR	Amortized Cost	Historical Cost	Market Value
1449506074	912797PB7	UNITED STATES TREASURY	04/29/2025	4.140	50,000,000.00	49,321,500.00	49,315,750.00	49,308,500.00
1423992643	912797LZ8	UNITED STATES TREASURY	01/30/2025	4.400	31,536,000.00	31,424,222.40	31,289,318.40	31,427,687.40
1431864865	912797NS2	UNITED STATES TREASURY	03/25/2025	4.270	40,222,000.00	39,826,025.58	39,701,985.40	39,839,955.36
14411039040	912797KJ5	UNITED STATES TREASURY	03/20/2025	4.220	50,000,000.00	49,542,833.34	49,460,777.78	49,553,744.50
1444194160	912797NZ6	UNITED STATES TREASURY	04/15/2025	4.180	50,000,000.00	49,396,222.22	49,343,972.22	49,406,365.00
1399641493	912797LZ8	UNITED STATES TREASURY	01/30/2025	4.450	50,000,000.00	49,820,763.89	49,425,208.33	49,828,271.50
1426900073	912797MT1	UNITED STATES TREASURY	03/13/2025	4.345	20,583,000.00	20,406,617.98	20,332,090.37	20,415,505.63
1373351796	912797LR6	UNITED STATES TREASURY	01/02/2025	4.400	50,000,000.00	49,993,888.89	49,407,222.22	49,988,650.00
1395208196	912797MY0	UNITED STATES TREASURY	01/21/2025	4.475	50,000,000.00	49,875,694.44	49,446,840.28	49,876,100.00
1408781471	912797MK0	UNITED STATES TREASURY	02/13/2025	4.369	50,000,000.00	49,739,073.61	49,411,398.61	49,747,749.50
1399641480	912797NG8	UNITED STATES TREASURY	02/11/2025	4.460	50,000,000.00	49,746,027.78	49,349,583.33	49,753,750.00
1447478252	912797MU8	UNITED STATES TREASURY	03/27/2025	4.190	50,000,000.00	49,505,347.22	49,476,250.00	49,500,400.00
1420217842	912797NR4	UNITED STATES TREASURY	03/18/2025	4.380	50,000,000.00	49,537,666.66	49,312,583.33	49,566,519.50
1414280954	912797KA4	UNITED STATES TREASURY	02/20/2025	4.380	50,000,000.00	49,695,833.34	49,409,916.67	49,711,453.50
1423101201	912797MM6	UNITED STATES TREASURY	03/06/2025	4.370	50,000,000.00	49,611,555.56	49,393,055.56	49,630,386.00
1399641495	912797NF0	UNITED STATES TREASURY	02/04/2025	4.455	50,000,000.00	49,789,625.00	49,393,625.00	49,801,798.00
1431864883	912797NJ2	UNITED STATES TREASURY	02/25/2025	4.265	50,000,000.00	49,674,201.39	49,520,187.50	49,681,400.00
1431864855	912797MT1	UNITED STATES TREASURY	03/13/2025	4.260	50,000,000.00	49,579,916.66	49,426,083.33	49,593,124.50
1382826486	912797LX3	UNITED STATES TREASURY	01/09/2025	4.490	50,000,000.00	49,950,111.11	49,420,041.67	49,948,599.00
1432940641	912797NT0	UNITED STATES TREASURY	04/01/2025	4.250	50,000,000.00	49,468,750.00	49,332,986.11	49,487,509.00
1448405757	912797PA9	UNITED STATES TREASURY	04/22/2025	4.140	50,000,000.00	49,361,750.00	49,350,250.00	49,365,566.50
1431864868	912797LY1	UNITED STATES TREASURY	01/16/2025	4.310	50,000,000.00	49,910,208.33	49,754,569.44	49,905,950.00
1431864840	912797NS2	UNITED STATES TREASURY	03/25/2025	4.260	50,000,000.00	49,508,916.66	49,355,083.33	49,525,080.00
1417163618	912797NJ2	UNITED STATES TREASURY	02/25/2025	4.362	50,000,000.00	49,666,791.66	49,406,283.33	49,681,400.00
1400330576	912797MJ3	UNITED STATES TREASURY	02/06/2025	4.430	50,000,000.00	49,778,500.00	49,390,875.00	49,789,022.50
1399641482	912797NG8	UNITED STATES TREASURY	02/11/2025	4.460	50,000,000.00	49,746,027.78	49,349,583.33	49,753,750.00
1394331777	912797JR9	UNITED STATES TREASURY	01/23/2025	4.500	32,710,000.00	32,620,047.50	32,333,835.00	32,621,715.71
1417860354	912797NR4	UNITED STATES TREASURY	03/18/2025	4.380	50,000,000.00	49,537,666.67	49,282,166.67	49,566,519.50
1447478250	912797MU8	UNITED STATES TREASURY	03/27/2025	4.190	50,000,000.00	49,505,347.22	49,476,250.00	49,500,400.00
1417163607	912797NQ6	UNITED STATES TREASURY	03/11/2025	4.350	50,000,000.00	49,583,125.00	49,323,333.33	49,604,382.00
1416240359	912797NK9	UNITED STATES TREASURY	03/04/2025	4.360	50,000,000.00	49,624,555.55	49,358,111.11	49,633,900.00
1442823084	912797NZ6	UNITED STATES TREASURY	04/15/2025	4.195	50,000,000.00	49,394,055.56	49,324,138.89	49,406,365.00
1423101203	912797MM6	UNITED STATES TREASURY	03/06/2025	4.370	50,000,000.00	49,611,555.56	49,393,055.56	49,630,386.00
1401399103	912797MY0	UNITED STATES TREASURY	01/21/2025	4.438	28,697,000.00	28,626,245.95	28,406,908.40	28,625,888.83
1370619225	912797MY0	UNITED STATES TREASURY	01/21/2025	4.430	50,000,000.00	49,876,944.44	49,280,125.00	49,876,100.00
1399641497	912797MZ7	UNITED STATES TREASURY	01/28/2025	4.450	50,000,000.00	49,833,125.00	49,437,569.44	49,840,817.50
1392035378	912797LY1	UNITED STATES TREASURY	01/16/2025	4.513	50,000,000.00	49,905,989.58	49,454,739.58	49,905,950.00
1431864870	912797LY1	UNITED STATES TREASURY	01/16/2025	4.310	50,000,000.00	49,910,208.33	49,754,569.44	49,905,950.00
1393456862	912797LZ8	UNITED STATES TREASURY	01/30/2025	4.475	50,000,000.00	49,819,756.94	49,378,472.22	49,828,271.50
1426900071	912797MT1	UNITED STATES TREASURY	03/13/2025	4.365	50,000,000.00	49,569,562.50	49,387,687.50	49,630,124.50
1444891768	912797PA9	UNITED STATES TREASURY	04/22/2025	4.220	50,000,000.00	49,349,416.67	49,302,527.78	49,365,566.50
1413030630	912797KA4	UNITED STATES TREASURY	02/20/2025	4.350	50,000,000.00	49,697,916.67	49,407,916.67	49,711,453.50
1389592067	912797LY1	UNITED STATES TREASURY	01/16/2025	4.520	32,017,000.00	31,956,701.32	31,651,187.99	31,956,776.02
1399641484	912797LZ8	UNITED STATES TREASURY	01/30/2025	4.450	50,000,000.00	49,820,763.89	49,425,208.33	49,828,271.50
1418714994	912797MM6	UNITED STATES TREASURY	03/06/2025	4.340	50,000,000.00	49,614,222.22	49,367,083.33	49,630,386.00
1381175155	912797LR6	UNITED STATES TREASURY	01/02/2025	4.485	50,000,000.00	49,993,770.83	49,439,375.00	49,988,650.00
1445666980	912797NZ6	UNITED STATES TREASURY	04/15/2025	4.200	50,000,000.00	49,393,333.33	49,358,333.33	49,406,365.00
1432940645	912797NT0	UNITED STATES TREASURY	04/01/2025	4.250	50,000,000.00	49,468,750.00	49,332,986.11	49,487,509.00
1430927505	912797MM6	UNITED STATES TREASURY	03/06/2025	4.310	50,000,000.00	49,616,888.89	49,455,263.89	49,630,386.00
1394331773	912797JR9	UNITED STATES TREASURY	01/23/2025	4.500	50,000,000.00	49,862,500.00	49,425,000.00	49,865,050.00
1397753135	912797MJ3	UNITED STATES TREASURY	02/06/2025	4.472	50,000,000.00	49,776,375.00	49,372,607.64	49,789,022.50
1399641499	912797NG8	UNITED STATES TREASURY	02/11/2025	4.460	50,000,000.00	49,746,027.78	49,349,583.33	49,753,750.00
1430045077	912797MT1	UNITED STATES TREASURY	03/13/2025	4.305	50,000,000.00	49,575,479.17	49,408,062.50	49,593,124.50
1431864887	912797MM6	UNITED STATES TREASURY	03/06/2025	4.300	50,000,000.00	49,617,777.78	49,462,500.00	49,630,386.00
1382826495	912797LR6	UNITED STATES TREASURY	01/02/2025	4.525	50,000,000.00	49,993,715.28	49,459,513.89	49,988,650.00
1418714996	912797NQ6	UNITED STATES TREASURY	03/11/2025	4.371	50,000,000.00	49,581,112.50	49,332,208.33	49,604,382.00
1444891770	912797PA9	UNITED STATES TREASURY	04/22/2025	4.220	50,000,000.00	49,349,416.67	49,302,527.78	49,365,566.50
1423101205	912797NQ6	UNITED STATES TREASURY	03/11/2025	4.380	50,000,000.00	49,580,250.00	49,361,250.00	49,604,382.00
1411469732	912797MJ3	UNITED STATES TREASURY	02/06/2025	4.417	50,000,000.00	49,779,150.00	49,472,413.89	49,789,022.50
US T-BILL GOVERNMENT TOTAL					9,836,647,000.00	9,775,388,001.14	9,720,300,444.81	9,777,064,498.09
821809322	91282CAY7	UNITED STATES TREASURY	11/30/2027	0.625	50,000,000.00	49,973,781.58	49,937,500.00	45,062,500.00
821809135	91282CAY7	UNITED STATES TREASURY	11/30/2027	0.625	50,000,000.00	49,980,474.89	49,953,125.00	45,062,500.00
821809634	91282CBT7	UNITED STATES TREASURY	03/31/2026	0.750	50,000,000.00	49,941,596.49	49,766,000.00	47,894,531.50
821809139	91282CAY7	UNITED STATES TREASURY	11/30/2027	0.625	50,000,000.00	49,928,407.85	49,828,125.00	45,062,500.00
821808956	91282CCF6	UNITED STATES TREASURY	05/31/2026	0.750	50,000,000.00	49,920,736.87	49,722,656.00	47,632,812.50
821809318	91282CAY7	UNITED STATES TREASURY	11/30/2027	0.625	50,000,000.00	49,973,925.62	49,937,500.00	45,062,500.00
821809866	91282CBT7	UNITED STATES TREASURY	03/31/2026	0.750	50,000,000.00	49,912,792.09	49,650,400.00	47,894,531.50
821809333	91282CBT7	UNITED STATES TREASURY	03/31/2026	0.750	50,000,000.00	49,912,792.09	49,650,400.00	47,894,531.50
821809152	91282CAY7	UNITED STATES TREASURY	11/30/2027	0.625	50,000,000.00	49,964,161.82	49,914,062.50	45,062,500.00
821809628	91282CBT7	UNITED STATES TREASURY	03/31/2026	0.750	50,000,000.00	49,941,596.49	49,766,000.00	47,894,531.50
821810710	91282CAV3	UNITED STATES TREASURY	11/15/2030	0.875	50,000,000.00	50,000,000.00	50,000,000.00	40,914,063.00
821809320	91282CAY7	UNITED STATES TREASURY	11/30/2027	0.625	50,000,000.00	49,973,925.62	49,937,500.00	45,062,500.00
821809208	91282CCF6	UNITED STATES TREASURY	05/31/2026	0.750	50,000,000.00	49,920,736.87	49,722,656.00	47,632,812.50
821809615	91282CCF6	UNITED STATES TREASURY	05/31/2026	0.750	50,000,000.00	49,920,736.87	49,722,656.00	47,632,812.50
821809137	91282CAY7	UNITED STATES TREASURY	11/30/2027	0.625	50,000,000.00	49,980,474.89	49,953,125.00	45,062,500.00
821809314	91282CAY7	UNITED STATES TREASURY	11/30/2027	0.625	50,000,000.00	49,964,161.82	49,914,062.50	45,062,500.00
821809570	91282CBT7	UNITED STATES TREASURY	03/31/2026	0.750	50,000,000.00	49,917,169.95	49,667,950.00	47,894,531.50
821809316	91282CAY7	UNITED STATES TREASURY	11/30/2027	0.625	50,000,000.00	49,964,161.82	49,914,062.50	45,062,500.00
821809609	91282CBW0	UNITED STATES TREASURY	04/30/2026	0.750	50,000,000.00	49,961,140.65	49,855,000.00	47,765,625.00
821809226	91282CCF6	UNITED STATES TREASURY	05/31/2026	0.750	50,000,000.00	49,920,736.87	49,722,656.00	47,632,812.50
821809146	91282CAY7	UNITED STATES TREASURY	11/30/2027	0.625	50,000,000.00	49,928,407.85	49,828,125.00	45,062,500.00
821809663	91282CBT7	UNITED STATES TREASURY	03/31/2026	0.750	50,000,000.00	49,917,169.95	49,667,950.00	47,894,531.50
821809622	91282CCF6	UNITED STATES TREASURY	05/31/2026	0.750	50,000,000.00	49,920,736.87	49,722,656.00	47,632,812.50
821809144	91282CAY7	UNITED STATES TREASURY	11/30/2027	0.625	50,000,000.00	49,928,407.85	49,828,125.00	45,062,500.00
821810741	91282CCV1	UNITED STATES TREASURY	08/31/2028	1.125	50,000,000.00	49,727,201.95	49,484,375.00	44,621,094.00
821809278	91282CBT7	UNITED STATES TREASURY	03/31/2026	0.750	50,000,000.00	49,912,792.09	49,650,400.00	47,894,531.50
8218091								

LOS ANGELES COUNTY TREASURER
 TREASURER PORTFOLIO COMPARED TO MARKET VALUE
 FOR THE PERIOD: DECEMBER 1, 2024 TO DECEMBER 31, 2024
 FUND: POOLED SURPLUS INVESTMENTS
 ATTACHMENT X

Security ID	CUSIP	Description	Final Maturity	Face Rate	PAR	Amortized Cost	Historical Cost	Market Value	
821809153	91282CAY7	UNITED STATES TREASURY	11/30/2027	0.625	50,000,000.00	49,964,161.82	49,914,062.50	45,062,500.00	
821809276	91282CBT7	UNITED STATES TREASURY	03/31/2026	0.750	50,000,000.00	49,912,792.09	49,650,400.00	47,894,531.50	
821809629	91282CBT7	UNITED STATES TREASURY	03/31/2026	0.750	50,000,000.00	49,941,596.49	49,766,000.00	47,894,531.50	
821809328	91282CBT7	UNITED STATES TREASURY	03/31/2026	0.750	50,000,000.00	49,912,792.09	49,650,400.00	47,894,531.50	
821809556	91282CBT7	UNITED STATES TREASURY	03/31/2026	0.750	50,000,000.00	49,941,596.49	49,766,000.00	47,894,531.50	
821810678	91282CCV1	UNITED STATES TREASURY	08/31/2028	1.125	50,000,000.00	49,659,812.57	49,357,000.00	44,621,094.00	
821809330	91282CBT7	UNITED STATES TREASURY	03/31/2026	0.750	50,000,000.00	49,912,792.09	49,650,400.00	47,894,531.50	
821809528	91282CAV3	UNITED STATES TREASURY	11/15/2030	0.875	50,000,000.00	50,000,000.00	50,000,000.00	40,914,063.00	
821809147	91282CAY7	UNITED STATES TREASURY	11/30/2027	0.625	50,000,000.00	49,928,407.85	49,828,125.00	45,062,500.00	
821809324	91282CAY7	UNITED STATES TREASURY	11/30/2027	0.625	50,000,000.00	49,973,781.58	49,937,500.00	45,062,500.00	
821809132	91282CAY7	UNITED STATES TREASURY	11/30/2027	0.625	50,000,000.00	49,980,474.89	49,953,125.00	45,062,500.00	
821809666	91282CBT7	UNITED STATES TREASURY	03/31/2026	0.750	50,000,000.00	49,917,169.95	49,667,950.00	47,894,531.50	
821809638	91282CBW0	UNITED STATES TREASURY	04/30/2026	0.750	50,000,000.00	49,961,140.65	49,855,000.00	47,765,625.00	
821809873	91282CBT7	UNITED STATES TREASURY	03/31/2026	0.750	50,000,000.00	49,917,169.95	49,667,950.00	47,894,531.50	
821809326	91282CAY7	UNITED STATES TREASURY	11/30/2027	0.625	50,000,000.00	49,947,417.89	49,875,000.00	45,062,500.00	
US T-NOTE GOVERNMENT TOTAL						2,200,000,000.00	2,196,477,077.17	2,189,928,248.50	2,030,160,162.00
UST GOVERNMENT TOTAL						12,036,647,000.00	11,971,865,078.31	11,910,228,693.31	11,807,224,660.09
GRAND TOTAL						61,351,867,852.46	61,143,334,242.99	60,925,598,474.11	59,180,775,587.70

LOS ANGELES COUNTY TREASURER
 TREASURER PORTFOLIO COMPARED TO MARKET VALUE
 FOR THE PERIOD: DECEMBER 1, 2024 TO DECEMBER 31, 2024
 FUND: SPECIFIC PURPOSE INVESTMENTS
 ATTACHMENT X

Security ID	CUSIP	Description	Final Maturity	Face Rate	PAR	Amortized Cost	Historical Cost	Market Value
AVCCD-ANTELOPE VALLEY CCD								
821801195	3130AJTQ2	FEDERAL HOME LOAN BANKS	07/27/2040	2.030	25,230,000.00	25,230,000.00	25,230,000.00	16,619,505.60
FHLB TOTAL					25,230,000.00	25,230,000.00	25,230,000.00	16,619,505.60
AVCCD TOTAL					25,230,000.00	25,230,000.00	25,230,000.00	16,619,505.60
EL SEGUNDO UNIFIED SCHOOL DIST.								
821801197	3133EH4Z3	FEDERAL FARM CREDIT BANKS FUNDING CORP	12/27/2039	3.250	9,000,000.00	9,000,000.00	9,000,000.00	7,284,150.00
821801199	3133EH5A7	FEDERAL FARM CREDIT BANKS FUNDING CORP	12/26/2041	3.270	7,000,000.00	7,000,000.00	7,000,000.00	5,459,860.00
FFCB TOTAL					16,000,000.00	16,000,000.00	16,000,000.00	12,744,010.00
ESUSD TOTAL					16,000,000.00	16,000,000.00	16,000,000.00	12,744,010.00
GF - GENERAL FUND								
821801187	35272RPVLAC	RPV TAX ALLOCATION BOND 1997	12/02/2027	5.000	1,610,000.00	1,610,000.00	1,610,000.00	1,610,000.00
LONG TERM BDS TOTAL					1,610,000.00	1,610,000.00	1,610,000.00	1,610,000.00
GF TOTAL					1,610,000.00	1,610,000.00	1,610,000.00	1,610,000.00
PHHPA-PH HABITAT PRESERVATION AU								
821801198	3133EMW65	FEDERAL FARM CREDIT BANKS FUNDING CORP	07/29/2041	2.500	22,675,000.00	22,675,000.00	22,675,000.00	15,721,938.00
FFCB TOTAL					22,675,000.00	22,675,000.00	22,675,000.00	15,721,938.00
821801196	3134GWS09	FEDERAL HOME LOAN MORTGAGE CORP	08/27/2043	2.000	9,500,000.00	9,500,000.00	9,500,000.00	5,780,750.00
FHLMC TOTAL					9,500,000.00	9,500,000.00	9,500,000.00	5,780,750.00
PHHPA TOTAL					32,175,000.00	32,175,000.00	32,175,000.00	21,502,688.00
SCP61 - SCAQMD - GENERAL FUND								
1368966564	912797KJ5	UNITED STATES TREASURY	03/20/2025	4.270	30,000,000.00	29,722,450.00	29,377,291.67	29,732,246.70
UST BILL TOTAL					30,000,000.00	29,722,450.00	29,377,291.67	29,732,246.70
SCP61 - SCAQMD GENERAL FUND TOTAL					30,000,000.00	29,722,450.00	29,377,291.67	29,732,246.70
SCP66 - SCAQMD CMP AB SPE REV FD								
1368966563	912797KJ5	UNITED STATES TREASURY	03/20/2025	4.270	20,000,000.00	19,814,966.67	19,584,861.11	19,821,497.80
1449505358	912797NW3	UNITED STATES TREASURY	06/26/2025	4.110	20,000,000.00	19,598,133.33	19,595,850.00	19,607,367.60
UST BILL TOTAL					40,000,000.00	39,413,100.00	39,180,711.11	39,428,865.40
SCP66 - SCAQMD CMP AB SPE REV FD TOTAL					40,000,000.00	39,413,100.00	39,180,711.11	39,428,865.40
SCP6G - SCAQMD - INVESTMENT								
1368966561	912797KJ5	UNITED STATES TREASURY	03/20/2025	4.270	10,000,000.00	9,907,483.34	9,792,430.56	9,910,748.90
1449505359	912797NW3	UNITED STATES TREASURY	06/26/2025	4.110	10,000,000.00	9,799,066.67	9,797,925.00	9,803,683.80
UST BILL TOTAL					20,000,000.00	19,706,550.01	19,590,355.56	19,714,432.70
SCP6G - SCAQMD INVESTMENT TOTAL					20,000,000.00	19,706,550.01	19,590,355.56	19,714,432.70
SCP6H - SCAQMD - FD 07 DEBT SERVICE FUND								
1368955852	912797KJ5	UNITED STATES TREASURY	03/20/2025	4.270	5,000,000.00	4,953,741.67	4,896,215.28	4,955,374.45
UST BILL TOTAL					5,000,000.00	4,953,741.67	4,896,215.28	4,955,374.45
SCP6H - SCAQMD - FD 07 DEBT SERVICE FUND					5,000,000.00	4,953,741.67	4,896,215.28	4,955,374.45
SCP9A - SCAQMD - FD66 SPE REV FD								
1449505360	912797NW3	UNITED STATES TREASURY	06/26/2025	4.110	20,000,000.00	19,598,133.33	19,595,850.00	19,607,367.60
1368955851	912797KJ5	UNITED STATES TREASURY	03/20/2025	4.270	20,000,000.00	19,814,966.67	19,584,861.11	19,821,497.80
UST BILL TOTAL					40,000,000.00	39,413,100.00	39,180,711.11	39,428,865.40
SCP9A - SCAQMD - FD66 SPE REV FD TOTAL					40,000,000.00	39,413,100.00	39,180,711.11	39,428,865.40
SCU5F - SCAQMD CLEAN FUELS PROG								
1449505361	912797NW3	UNITED STATES TREASURY	06/26/2025	4.110	30,000,000.00	29,397,200.00	29,393,775.00	29,411,051.40
UST BILL TOTAL					30,000,000.00	29,397,200.00	29,393,775.00	29,411,051.40
SCU5F - SCAQMD CLEAN FUELS PROG TOTAL					30,000,000.00	29,397,200.00	29,393,775.00	29,411,051.40
SCAQMD - SOUTH COAST AIR QUALITY MG								
841762248	SOFCLAIFMMF	S OF C LAIF	12/31/2025		29,197.19	29,197.19	29,197.19	29,197.19
1119045543	SOFCLAIFMMF	S OF C LAIF	12/31/2025		342,844.91	342,844.91	342,844.91	342,844.91
1179317493	SOFCLAIFMMF	S OF C LAIF	12/31/2025		385,394.41	385,394.41	385,394.41	385,394.41
888240922	SOFCLAIFMMF	S OF C LAIF	12/31/2025		69,421.99	69,421.99	69,421.99	69,421.99
1315865883	SOFCLAIFMMF	S OF C LAIF	12/31/2025		441,861.28	441,861.28	441,861.28	441,861.28
1019883116	SOFCLAIFMMF	S OF C LAIF	12/31/2025		252,547.20	252,547.20	252,547.20	252,547.20
821801181	SOFCLAIFMMF	S OF C LAIF	12/31/2025		36,281,925.48	36,281,925.48	36,281,925.48	36,281,925.48
928828368	SOFCLAIFMMF	S OF C LAIF	12/31/2025		126,406.68	126,406.68	126,406.68	126,406.68
1249649042	SOFCLAIFMMF	S OF C LAIF	12/31/2025		414,010.37	414,010.37	414,010.37	414,010.37
1067192516	SOFCLAIFMMF	S OF C LAIF	12/31/2025		315,309.75	315,309.75	315,309.75	315,309.75
1386791310	SOFCLAIFMMF	S OF C LAIF	12/31/2025		469,657.25	469,657.25	469,657.25	469,657.25
974008792	SOFCLAIFMMF	S OF C LAIF	12/31/2025		194,729.00	194,729.00	194,729.00	194,729.00
MMFUND TOTAL					39,323,305.51	39,323,305.51	39,323,305.51	39,323,305.51
SCAQMD TOTAL					39,323,305.51	39,323,305.51	39,323,305.51	39,323,305.51

LOS ANGELES COUNTY TREASURER
 TREASURER PORTFOLIO COMPARED TO MARKET VALUE
 FOR THE PERIOD: DECEMBER 1, 2024 TO DECEMBER 31, 2024
 FUND: SPECIFIC PURPOSE INVESTMENTS
 ATTACHMENT X

Security ID	CUSIP	Description	Final Maturity	Face Rate	PAR	Amortized Cost	Historical Cost	Market Value
SLIM - SCHOOLS LINKED INSURANCE MG								
1249649045	SOFCLAIFMMF	S OF C LAIF	12/31/2025		38,349.08	38,349.08	38,349.08	38,349.08
1179317495	SOFCLAIFMMF	S OF C LAIF	12/31/2025		35,698.43	35,698.43	35,698.43	35,698.43
888240666	SOFCLAIFMMF	S OF C LAIF	12/31/2025		6,430.44	6,430.44	6,430.44	6,430.44
858252079	SOFCLAIFMMF	S OF C LAIF	12/31/2025		2,704.49	2,704.49	2,704.49	2,704.49
1119044120	SOFCLAIFMMF	S OF C LAIF	12/31/2025		31,757.14	31,757.14	31,757.14	31,757.14
821801178	SOFCLAIFMMF	S OF C LAIF	12/31/2025		3,430,204.55	3,430,204.55	3,430,204.55	3,430,204.55
974008832	SOFCLAIFMMF	S OF C LAIF	12/31/2025		18,037.42	18,037.42	18,037.42	18,037.42
1315866188	SOFCLAIFMMF	S OF C LAIF	12/31/2025		40,928.86	40,928.86	40,928.86	40,928.86
1067192408	SOFCLAIFMMF	S OF C LAIF	12/31/2025		29,206.61	29,206.61	29,206.61	29,206.61
928828246	SOFCLAIFMMF	S OF C LAIF	12/31/2025		11,708.84	11,708.84	11,708.84	11,708.84
1386791004	SOFCLAIFMMF	S OF C LAIF	12/31/2025		43,503.56	43,503.56	43,503.56	43,503.56
1019882651	SOFCLAIFMMF	S OF C LAIF	12/31/2025		23,393.02	23,393.02	23,393.02	23,393.02
MMFUND TOTAL					3,711,922.44	3,711,922.44	3,711,922.44	3,711,922.44
SLIM TOTAL					3,711,922.44	3,711,922.44	3,711,922.44	3,711,922.44
WASIA - WHITTIER AREA SCHOOLS INS								
1315867195	SOFCLAIFMMF	S OF C LAIF	12/31/2025		494.44	494.44	494.44	494.44
1249649044	SOFCLAIFMMF	S OF C LAIF	12/31/2025		463.27	463.27	463.27	463.27
821801182	SOFCLAIFMMF	S OF C LAIF	12/31/2025		41,438.47	41,438.47	41,438.47	41,438.47
1386791032	SOFCLAIFMMF	S OF C LAIF	12/31/2025		525.54	525.54	525.54	525.54
888240807	SOFCLAIFMMF	S OF C LAIF	12/31/2025		77.68	77.68	77.68	77.68
1067192501	SOFCLAIFMMF	S OF C LAIF	12/31/2025		352.83	352.83	352.83	352.83
928828020	SOFCLAIFMMF	S OF C LAIF	12/31/2025		141.45	141.45	141.45	141.45
1019883193	SOFCLAIFMMF	S OF C LAIF	12/31/2025		282.60	282.60	282.60	282.60
974008805	SOFCLAIFMMF	S OF C LAIF	12/31/2025		217.90	217.90	217.90	217.90
841763124	SOFCLAIFMMF	S OF C LAIF	12/31/2025		32.67	32.67	32.67	32.67
1119058422	SOFCLAIFMMF	S OF C LAIF	12/31/2025		383.64	383.64	383.64	383.64
1179317491	SOFCLAIFMMF	S OF C LAIF	12/31/2025		431.25	431.25	431.25	431.25
MMFUND TOTAL					44,841.74	44,841.74	44,841.74	44,841.74
WASIA TOTAL					44,841.74	44,841.74	44,841.74	44,841.74
GRAND TOTAL					283,095,069.69	280,701,211.37	279,714,129.42	258,227,109.34

LOS ANGELES COUNTY TREASURER
TRUSTEE & MANAGED FUNDS
AS OF DECEMBER 31, 2024
TRUSTEE: DEUTSCHE BANK
ATTACHMENT XI

ISSUE DATE	FUND TITLE	FUND BALANCE
08/31/11	HIGH DESERT COMPLEX SOLAR PROJECTS 2011 QECB	<u>2,930,306.24</u>
	DEUTSCHE BANK - TRUSTEE TOTAL	<u><u>\$2,930,306.24</u></u>

LOS ANGELES COUNTY TREASURER
TRUSTEE & MANAGED FUNDS
AS OF DECEMBER 31, 2024
TRUSTEE: BANK OF NEW YORK MELLON TRUST COMPANY
ATTACHMENT XI

ISSUE DATE	FUND TITLE	FUND BALANCE
02/08/06	CCTSA TOBACCO BONDS 2006	1.00
06/10/20	CCTSA TOBACCO BONDS 2020	18,897,856.52
01/30/03	FLOOD CONTROL REFUNDING SER 2003A & 2005A	41.81
12/21/11	LAC-CAL 2011, SERIES A	1,919.34
12/11/96	LACPWFA REFUNDING 1996 SERIES A & B	<u>333,018.84</u>
	BANK OF NEW YORK MELLON TRUST COMPANY - TRUSTEE TOTAL	<u><u>\$19,232,837.51</u></u>

LOS ANGELES COUNTY TREASURER
TRUSTEE & MANAGED FUNDS
AS OF DECEMBER 31, 2024
TRUSTEE: U.S. BANK
ATTACHMENT XI

ISSUE DATE	FUND TITLE	FUND BALANCE
04/05/19	COMMERCIAL PAPER 2019	19,090,708.33
11/03/20	2020 LACMA LEASE REVENUE BONDS	7,566.22
07/26/18	2018 LEASE REVENUE BONDS SERIES A & B	23,218,749.35
08/31/11	MASTER REFUNDING 2005A	10,092.11
11/23/10	MULTIPLE CAPITAL FAC PROJ I A & B (2010)	52,318,055.28
07/20/22	COMMUNITY FACILITIES DISTRICT NO. 2021-01, SERIES 2022	<u>5,336,126.47</u>
	U.S. BANK - TRUSTEE TOTAL	<u><u>\$99,981,297.76</u></u>

LOS ANGELES COUNTY TREASURER
TRUSTEE & MANAGED FUNDS
AS OF DECEMBER 31, 2024
TRUSTEE: ZIONS BANK
ATTACHMENT XI

ISSUE DATE	FUND TITLE	FUND BALANCE
02/04/15	MULTIPLE CAPITAL PROJECTS (2015 SERIES A)	84,076.31
09/02/15	MULTIPLE CAPITAL PROJECTS (2015 SERIES B & C)	14,374,277.87
03/17/16	LEASE REVENUE BONDS (2016 SERIES D)	1,246,427.48
10/28/21	LEASE REVENUE BONDS (2021 SERIES F)	9,834,220.83
04/13/22	LEASE REVENUE REFUNDING BONDS 2022 (VERMONT MANCHESTER)	3,038,533.20
09/05/24	LEASE REVENUE BONDS (2024 SERIES H)	363,864,316.64
ZIONS BANK - TRUSTEE TOTAL		<u><u>\$392,441,852.33</u></u>

LOS ANGELES COUNTY TREASURER
TRUSTEE & MANAGED FUNDS
AS OF DECEMBER 31, 2024
TRUSTEE: LOS ANGELES COUNTY
ATTACHMENT XI

ISSUE DATE	FUND TITLE	FUND BALANCE
	SPECIAL SAFEKEEPING (KNOX-KEENE)	<u>302,867.05</u>
	TREASURER TOTAL	<u><u>\$302,867.05</u></u>

LOS ANGELES COUNTY TREASURER
 FLOATING RATE SECURITIES - PSI NON-TRADING
 AS OF DECEMBER 31, 2024
 ATTACHMENT XII

INV ID	Instrument Description	Face Rate	Maturity Date	Par	Cost	Reset Provisions
<u>CORPORATE AND AGENCY ISSUED</u>						
LACCAL BANS						
1052207560	LAC-CAL BAN	5.830%	06/30/25	5,000,000.00	5,000,000.00	6-month U.S. Treasury Bill + 50% at the time of draw. Interest adjusted on Jan 2 and July 1. Interest accrued to that point will be payable on that date. Reset to Bank of America prime rate on the 3rd reset date.
1215324857	LAC-CAL BAN	5.830%	06/30/26	10,000,000.00	10,000,000.00	
1441083733	LAC-CAL BAN	4.825%	06/30/27	5,000,000.00	5,000,000.00	
1318200749	LAC-CAL BAN	5.688%	06/30/27	5,000,000.00	5,000,000.00	
LACCAL BANS TOTAL				<u>25,000,000.00</u>	<u>25,000,000.00</u>	
LOS ANGELES COUNTY ISSUED TOTAL				<u>25,000,000.00</u>	<u>25,000,000.00</u>	
NTRD - PSI NON-TRADING Total				<u>25,000,000.00</u>	<u>25,000,000.00</u>	
BANS as a Percentage of Total Floating Rate Notes					100.00%	

**LOS ANGELES COUNTY TREASURER
BOND ANTICIPATION NOTES / LACCAL
AS OF DECEMBER 31, 2024
ATTACHMENT XIII**

INV ID	DESCRIPTION	DRAW DATE	AMOUNT	RATE
1052207560	LAC-CAL BANS	06/14/23	5,000,000.00	5.830%
1215324857	LAC-CAL BANS	02/29/24	10,000,000.00	5.830%
1441083733	LAC-CAL BANS	12/18/24	5,000,000.00	4.825%
1318200749	LAC-CAL BANS	07/16/24	5,000,000.00	5.688%
			<u>25,000,000.00</u>	

LOS ANGELES COUNTY TREASURER
INVENTORY REPORT - TOTALS SECTION
SECURITY TYPE GROUPING - COST & WTG AVG DAYS TO MATURITY
AS OF DECEMBER 31, 2024
ATTACHMENT XIV

SECURITY TYPE	NON-TRADING		TRADING	
	COST	WTD AVG DTM	COST	WTD AVG DTM
AGENCIES	30,503,191,665.78	1,193.00 DAYS	0.00	0.00 DAYS
COLLATERALIZED CDS	0.00	0.00 DAYS	0.00	0.00 DAYS
NEGOTIABLE CDS	1,800,000,000.00	65.00 DAYS	0.00	0.00 DAYS
EURO CDS	0.00	0.00 DAYS	0.00	0.00 DAYS
CORP & DEPOSIT NOTES	0.00	0.00 DAYS	0.00	0.00 DAYS
BANKERS ACCEPTANCE	0.00	0.00 DAYS	0.00	0.00 DAYS
COMMERCIAL PAPER	16,842,995,090.88	48.00 DAYS	0.00	0.00 DAYS
MUNICIPALS	25,282,408.02	692.00 DAYS	0.00	0.00 DAYS
GOVERNMENTS	11,971,865,078.31	200.00 DAYS	0.00	0.00 DAYS
REPURCHASE AGREEMENT	0.00	0.00 DAYS	0.00	0.00 DAYS
ASSET BACKED	0.00	0.00 DAYS	0.00	0.00 DAYS
OTHER	0.00	0.00 DAYS	0.00	0.00 DAYS
TOTAL	\$61,143,334,242.99	648.00 DAYS	\$0.00	0.00 DAYS

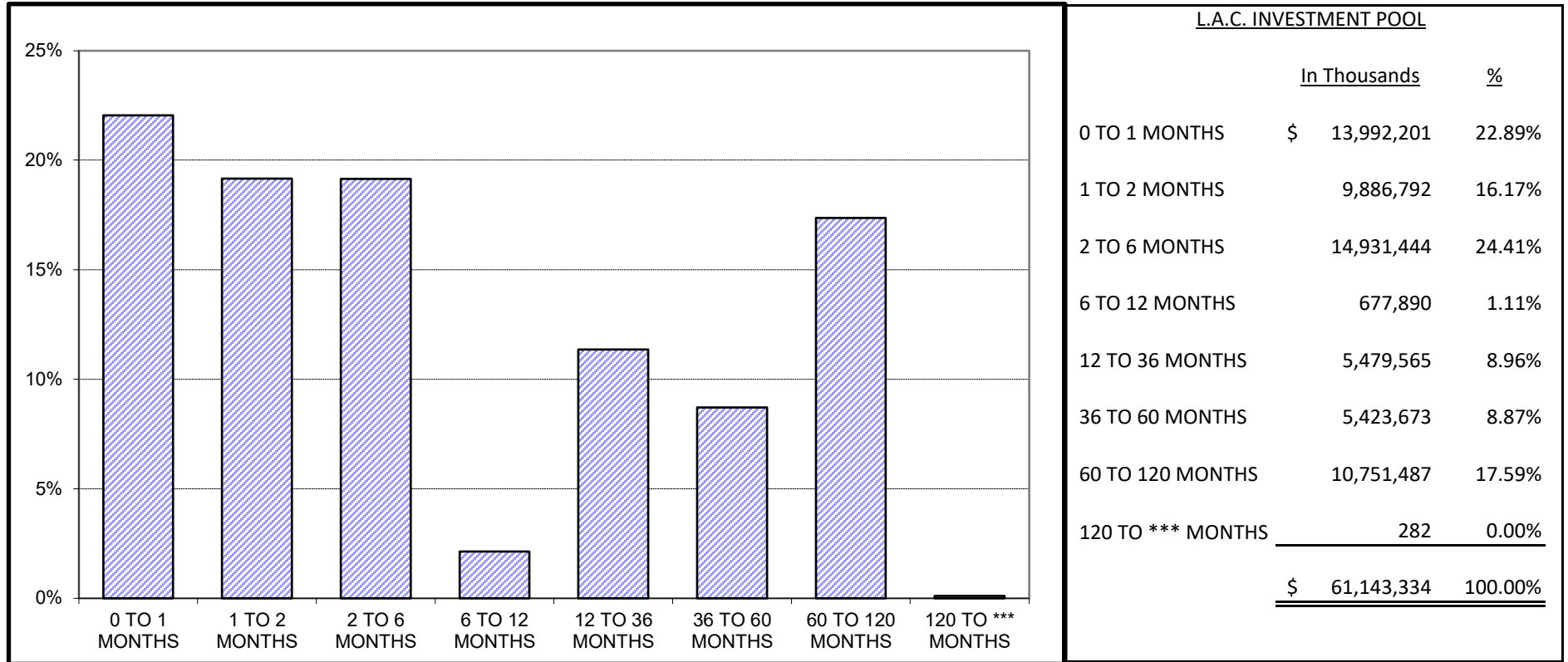
LOS ANGELES COUNTY TREASURER
INVENTORY REPORT - TOTALS SECTION
MATURITY RANGE GROUPING
AS OF DECEMBER 31, 2024
ATTACHMENT XV

Maturity Range	Date Range	Amortized Cost	%
PSI - NTRD/TRD			
0 to 1 Months	01/01/25 - 01/31/25	\$ 13,992,200,574.01	22.89%
1 to 2 Months	02/01/25 - 02/28/25	\$ 9,886,791,620.62	16.17%
2 to 3 Months	03/01/25 - 03/31/25	\$ 9,625,246,321.85	15.74%
3 to 4 Months	04/01/25 - 04/30/25	\$ 3,174,745,530.59	5.19%
4 to 5 Months	05/01/25 - 05/31/25	\$ 1,634,381,138.86	2.67%
5 to 6 Months	06/01/25 - 06/30/25	\$ 497,071,154.65	0.81%
6 to 12 Months	07/01/25 - 12/31/25	\$ 677,890,083.80	1.11%
12 to 24 Months	01/01/26 - 12/31/26	\$ 2,561,975,389.94	4.19%
24 to 36 Months	01/01/27 - 12/31/27	\$ 2,917,589,923.30	4.77%
36 to 48 Months	01/01/28 - 12/31/28	\$ 1,922,476,250.08	3.14%
48 to 60 Months	01/01/29 - 12/31/29	\$ 3,501,196,802.03	5.73%
60 to 120 Months	01/01/30 - 12/31/34	\$ 10,751,487,045.24	17.59%
120 to *** Months	01/01/35 -	\$ 282,408.02	0.00%
Portfolio Total:		\$ 61,143,334,242.99	100.00%
AVCCD			
120 to *** Months	01/01/35 -	\$ 25,230,000.00	100.0%
Portfolio Total:		\$ 25,230,000.00	100.0%
ESUSD			
120 to *** Months	01/01/35 -	\$ 16,000,000.00	100.0%
Portfolio Total:		\$ 16,000,000.00	100.0%
GF			
24 to 36 Months	01/01/27 - 12/31/27	\$ 1,610,000.00	100.0%
Portfolio Total:		\$ 1,610,000.00	100.0%
PHHPA			
120 to *** Months	01/01/35 -	\$ 32,175,000.00	100.0%
Portfolio Total:		\$ 32,175,000.00	100.0%
SCP61			
2 to 3 Months	03/01/25 - 03/31/25	\$ 29,722,450.00	100.0%
Portfolio Total:		\$ 29,722,450.00	100.0%
SCP66			
2 to 3 Months	03/01/25 - 03/31/25	\$ 19,814,966.67	50.3%
5 to 6 Months	06/01/25 - 06/30/25	\$ 19,598,133.33	49.7%
Portfolio Total:		\$ 39,413,100.00	100.0%

LOS ANGELES COUNTY TREASURER
INVENTORY REPORT - TOTALS SECTION
MATURITY RANGE GROUPING
AS OF DECEMBER 31, 2024
ATTACHMENT XV

Maturity Range	Date Range	Amortized Cost	%
SCP6G			
2 to 3 Months	03/01/25 - 03/31/25	\$ 9,907,483.34	50.3%
5 to 6 Months	06/01/25 - 06/30/25	\$ 9,799,066.67	49.7%
Portfolio Total:		\$ 19,706,550.01	100.0%
SCP6H			
2 to 3 Months	03/01/25 - 03/31/25	\$ 4,953,741.67	100.0%
Portfolio Total:		\$ 4,953,741.67	100.0%
SCP9A			
2 to 3 Months	03/01/25 - 03/31/25	\$ 19,814,966.67	50.3%
5 to 6 Months	06/01/25 - 06/30/25	\$ 19,598,133.33	49.7%
Portfolio Total:		\$ 39,413,100.00	100.0%
SCU5F			
5 to 6 Months	06/01/25 - 06/30/25	\$ 29,397,200.00	100.0%
Portfolio Total:		\$ 29,397,200.00	100.0%
SCAQMD			
6 to 12 Months	07/01/25 - 12/31/25	\$ 39,323,305.51	100.0%
Portfolio Total:		\$ 39,323,305.51	100.0%
SLIM			
6 to 12 Months	07/01/25 - 12/31/25	\$ 3,711,922.44	100.0%
Portfolio Total:		\$ 3,711,922.44	100.0%
WASIA			
6 to 12 Months	07/01/25 - 12/31/25	\$ 44,841.74	100.0%
Portfolio Total:		\$ 44,841.74	100.0%

**LOS ANGELES COUNTY TREASURER
COMPOSITION OF PSI PORTFOLIO BY MATURITY
AS OF DECEMBER 31, 2024
ATTACHMENT XVI**



L.A.C. INVESTMENT POOL

	<u>In Thousands</u>	<u>%</u>
0 TO 1 MONTHS	\$ 13,992,201	22.89%
1 TO 2 MONTHS	9,886,792	16.17%
2 TO 6 MONTHS	14,931,444	24.41%
6 TO 12 MONTHS	677,890	1.11%
12 TO 36 MONTHS	5,479,565	8.96%
36 TO 60 MONTHS	5,423,673	8.87%
60 TO 120 MONTHS	10,751,487	17.59%
120 TO *** MONTHS	282	0.00%
	\$ 61,143,334	100.00%

Maturity Limits Are In Compliance With The Los Angeles County Treasurer's Investment Policy.

**LOCAL AGENCY INVESTMENT FUND
 FOR SPECIFIC INVESTMENTS
 AS OF DECEMBER 31, 2024
 ATTACHMENT XVII**

ISSUE DATE	FUND TITLE	FUND BALANCE
	SOUTH COAST AIR QUALITY MGMT DISTRICT (SCAQMD)	\$39,323,305.51
	SCHOOLS LINKED FOR INSURANCE MANAGEMENT (SLIM)	3,711,922.44
	WHITTIER AREA SCHOOLS INSURANCE AUTHORITY (WASIA)	44,841.74
	LAIF TOTAL	<u><u>\$43,080,069.69</u></u>

Fiona Ma, CPA

Treasurer

State of California



**POOLED MONEY
INVESTMENT BOARD REPORT**

NOVEMBER 30, 2024

STATE OF CALIFORNIA
STATE TREASURER'S OFFICE

POOLED MONEY INVESTMENT BOARD REPORT

NOVEMBER 2024

TABLE OF CONTENTS

SUMMARY.....	01
SELECTED INVESTMENT DATA.....	02
PORTFOLIO COMPOSITION.....	03
INVESTMENT TRANSACTIONS.....	04
TIME DEPOSITS.....	23
BANK DEMAND DEPOSITS.....	29
POOLED MONEY INVESTMENT BOARD DESIGNATION...	30



Summary of Investment Data A Comparison of November 2024 with November 2023

(Dollars In Thousands)

	November 2024	November 2023	Change
Average Daily Portfolio (\$)	150,184,225	160,784,657	-10,600,432
Accrued Earnings (\$)	552,578	506,529	+46,049
Effective Yield (%)	4.477	3.843	+0.634
Average Life-Month End (In Days)	257	244	+13
Total Security Transactions			
Amount (\$)	34,137,718	34,620,441	-482,723
Number	686	698	-12
Total Time Deposit Transactions			
Amount (\$)	1,580,000	2,495,000	-915,000
Number	44	76	-32
Average Workday Investment Activity (\$)	1,984,318	1,953,444	+30,874
Prescribed Demand Account Balances For Services (\$)	117,000	169,000	-52,000



Selected Investment Data Analysis of the Pooled Money Investment Account Portfolio

(Dollars In Thousands)

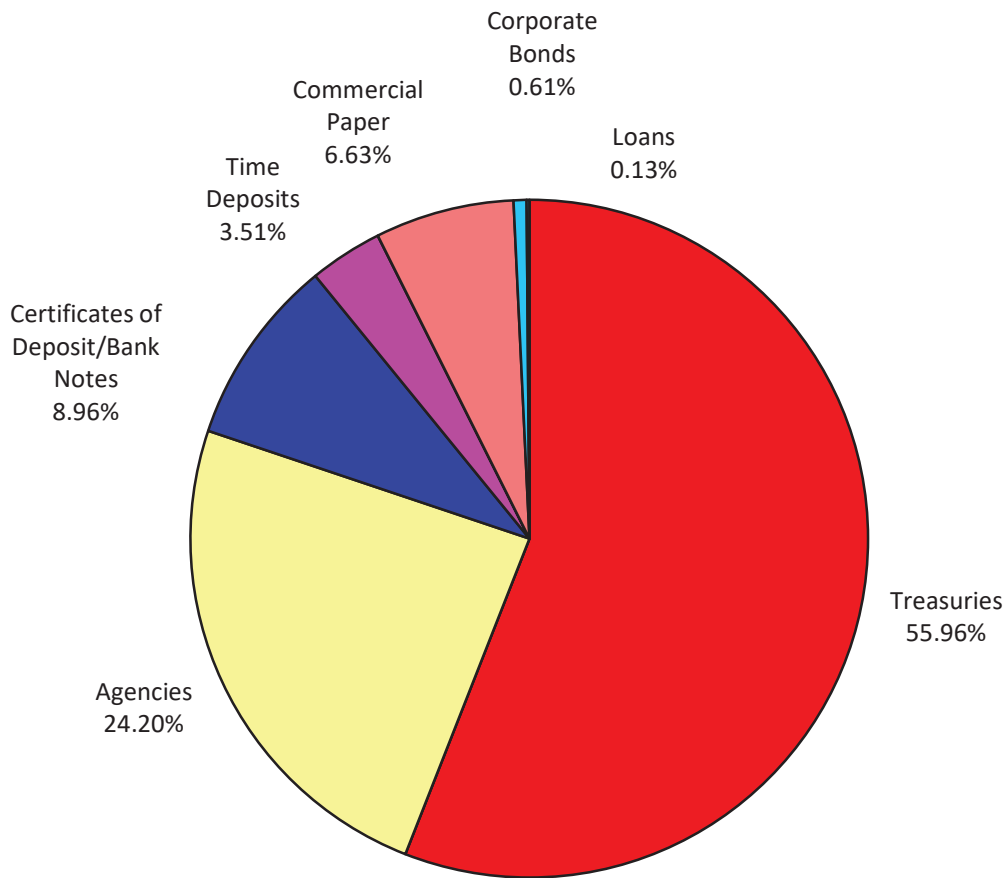
November 30, 2024

<u>TYPE OF SECURITY</u>	<u>AMOUNT (\$)</u>	<u>*PERCENT OF PORTFOLIO</u>	<u>*DIFFERENCE IN PERCENT OF PORTFOLIO FROM PRIOR MONTH</u>
Government			
Bills	33,479,187	22.80	+1.71
Bonds	0	0.00	0
Notes	48,684,544	33.16	+0.33
Strips	0	0.00	0
Total Government	<u>82,163,731</u>	<u>55.96</u>	<u>+2.04</u>
Agency Debentures	13,346,942	9.09	+0.50
Certificates of Deposit	13,150,000	8.96	-0.44
Bank Notes	0	0.00	0
Repurchases	0	0.00	0
Agency Discount Notes	22,183,109	15.11	-1.83
Time Deposits	5,148,500	3.51	+0.13
GNMAs	0	0.00	0
Commercial Paper	9,738,446	6.63	-0.43
Remics	1,264	0.00	0
Corporate Bonds	898,252	0.61	+0.02
PMIA Loans	194,249	0.13	+0.01
GF Loans	0	0.00	0
Other	0	0.00	0
Reversed Repurchases	0	0.00	0
Total (All Types)	<u>146,824,493</u>	<u>100.00</u>	

*Percentages may be off due to rounding.

<u>INVESTMENT ACTIVITY</u>	<u>November 2024</u>		<u>October 2024</u>	
	<u>NUMBER</u>	<u>AMOUNT (\$)</u>	<u>NUMBER</u>	<u>AMOUNT (\$)</u>
Pooled Money	686	34,137,718	1,087	53,930,536
Time Deposits	44	1,580,000	69	2,176,500
Other	16	1,606,936	8	1,059,762
Total	<u>746</u>	<u>37,324,654</u>	<u>1,164</u>	<u>57,166,798</u>
PMIA Monthly Average Effective Yield (%)		4.477	4.518	
Year to Date Yield Last Day of Month (%)		4.534	4.547	

Pooled Money Investment Account Portfolio Composition \$146.8 billion 11/30/2024



Percentages may not total 100%, due to rounding.

INVESTMENT TRANSACTIONS

<u>DATE</u>	<u>TYPE</u>	<u>a/</u> <u>DESCRIPTION</u>	<u>CPN (%)</u>	<u>MATURITY</u> <u>DATE</u>	<u>b/</u> <u>TRANS</u> <u>YIELD (%)</u>	<u>d/</u> <u>PAR (\$)</u> <u>(000)</u>	<u>DAYS</u> <u>HELD</u>	<u>AMOUNT</u> <u>EARNED (\$)</u>	<u>EFFECTIVE</u> <u>YIELD (%)</u>
11/01/24	REDEMPTIONS								
	CD	BOFA	5.460	11/01/24	5.460	50,000	168	1,274,000.00	5.536
	CD	BOFA	5.460	11/01/24	5.460	50,000	168	1,274,000.00	5.536
	CD	WELLS FGO	5.750	11/01/24	5.750	50,000	354	2,827,083.33	5.846
	CD	WELLS FGO	5.750	11/01/24	5.750	50,000	354	2,827,083.33	5.846
	CP	CHARIOT		11/01/24	4.820	50,000	11	73,638.89	4.894
	CP	CHARIOT		11/01/24	4.820	50,000	11	73,638.89	4.894
	CP	CR AG NY		11/01/24	4.820	50,000	23	153,972.22	4.902
	CP	CR AG NY		11/01/24	4.820	50,000	23	153,972.22	4.902
	CP	CR AG NY		11/01/24	4.820	50,000	23	153,972.22	4.902
	CP	APPLE		11/01/24	5.070	50,000	56	394,333.33	5.181
	CP	APPLE		11/01/24	5.070	50,000	56	394,333.33	5.181
	CP	MUFG BK		11/01/24	5.350	50,000	115	854,513.89	5.519
	CP	MUFG BK		11/01/24	5.350	50,000	115	854,513.89	5.519
	CP	PFIZER		11/01/24	5.310	50,000	127	936,625.00	5.487
	CP	ING FDL		11/01/24	5.320	50,000	140	1,034,444.44	5.508
	CP	ING FDL		11/01/24	5.320	50,000	140	1,034,444.44	5.508
	CP	ING FDL		11/01/24	5.320	50,000	140	1,034,444.44	5.508
	CP	PFIZER		11/01/24	5.310	50,000	154	1,135,750.00	5.509
	CP	UNITEDHEALTH		11/01/24	5.320	50,000	169	1,248,722.22	5.532
	CP	UNITEDHEALTH		11/01/24	5.320	50,000	169	1,248,722.22	5.532
	CP	METLIFE STF		11/01/24	5.260	50,000	170	1,241,944.44	5.469
	CP	METLIFE STF		11/01/24	5.260	50,000	170	1,241,944.44	5.469
	CP	PACLIFE STF		11/01/24	5.320	50,000	171	1,263,500.00	5.534
	CP	JOHNSON		11/01/24	5.230	50,000	175	1,271,180.56	5.441
	CP	GOTHAM		11/01/24	5.340	50,000	175	1,297,916.67	5.558
	CP	TOYOTA		11/01/24	5.300	50,000	199	1,464,861.11	5.536
	CP	TOYOTA		11/01/24	5.300	50,000	199	1,464,861.11	5.536
	CP	RBC NY		11/01/24	5.190	50,000	211	1,520,958.33	5.427
	CP	RBC NY		11/01/24	5.190	50,000	211	1,520,958.33	5.427
	CP	SCOTIA NY		11/01/24	5.200	50,000	221	1,596,111.11	5.446
	CP	SCOTIA NY		11/01/24	5.200	50,000	221	1,596,111.11	5.446
	DEB	FHLB	0.450	11/01/24	0.450	50,000	1,257	773,125.00	0.450
	DEB	FHLB	0.450	11/01/24	0.450	50,000	1,257	773,125.00	0.450
	DN	FNMA		11/01/24	5.090	50,000	92	650,388.89	5.229
	DN	FNMA		11/01/24	5.090	50,000	92	650,388.89	5.229
	DN	IBRD		11/01/24	5.160	50,000	113	809,833.33	5.318
	DN	IBRD		11/01/24	5.160	50,000	113	809,833.33	5.318
	DN	IFC		11/01/24	5.150	50,000	119	851,180.56	5.312
	DN	IFC		11/01/24	5.150	50,000	119	851,180.56	5.312
	DN	IBRD		11/01/24	5.200	50,000	134	967,777.78	5.376
	DN	IBRD		11/01/24	5.200	50,000	134	967,777.78	5.376
	DN	FNMA		11/01/24	5.115	50,000	140	994,583.33	5.291
	DN	FNMA		11/01/24	5.115	50,000	140	994,583.33	5.291
	DN	IBRD		11/01/24	5.200	50,000	142	1,025,555.56	5.383
	DN	IBRD		11/01/24	5.200	50,000	142	1,025,555.56	5.383
	DN	IBRD		11/01/24	5.170	50,000	149	1,069,902.78	5.356
	DN	IBRD		11/01/24	5.170	50,000	149	1,069,902.78	5.356

INVESTMENT TRANSACTIONS

<u>DATE</u>	<u>TYPE</u>	<u>a/</u> <u>DESCRIPTION</u>	<u>CPN (%)</u>	<u>MATURITY</u> <u>DATE</u>	<u>b/</u> <u>TRANS</u> <u>YIELD (%)</u>	<u>d/</u> <u>PAR (\$)</u> <u>(000)</u>	<u>DAYS</u> <u>HELD</u>	<u>AMOUNT</u> <u>EARNED (\$)</u>	<u>EFFECTIVE</u> <u>YIELD (%)</u>
11/01/24	REDEMPTIONS (Continued)								
	DN	IBRD		11/01/24	5.170	50,000	150	1,077,083.33	5.357
	DN	IBRD		11/01/24	5.170	50,000	150	1,077,083.33	5.357
	DN	IBRD		11/01/24	5.150	50,000	151	1,080,069.44	5.337
	DN	IBRD		11/01/24	5.150	50,000	151	1,080,069.44	5.337
	DN	FHLB		11/01/24	5.170	50,000	161	1,156,069.44	5.366
	DN	FHLB		11/01/24	5.170	50,000	161	1,156,069.44	5.366
	DN	FHLB		11/01/24	5.140	50,000	164	1,170,777.78	5.336
	DN	FHLB		11/01/24	5.140	50,000	164	1,170,777.78	5.336
	DN	FHLB		11/01/24	5.125	50,000	169	1,202,951.39	5.324
	DN	FHLB		11/01/24	5.125	50,000	169	1,202,951.39	5.324
	DN	FHLB		11/01/24	5.125	50,000	169	1,202,951.39	5.324
	DN	FNMA		11/01/24	5.085	50,000	170	1,200,625.00	5.282
	DN	FNMA		11/01/24	5.085	50,000	170	1,200,625.00	5.282
	DN	FHLB		11/01/24	5.120	50,000	170	1,208,888.89	5.320
	DN	FHLB		11/01/24	5.120	50,000	170	1,208,888.89	5.320
	DN	FHLB		11/01/24	5.120	50,000	172	1,223,111.11	5.321
	DN	FHLB		11/01/24	5.120	50,000	172	1,223,111.11	5.321
	DN	FHLB		11/01/24	5.120	50,000	172	1,223,111.11	5.321
	DN	FHLB		11/01/24	5.120	50,000	175	1,244,444.44	5.324
	DN	FHLB		11/01/24	5.120	50,000	175	1,244,444.44	5.324
	DN	IBRD		11/01/24	5.190	50,000	179	1,290,291.67	5.401
	DN	IBRD		11/01/24	5.190	50,000	179	1,290,291.67	5.401
	DN	IBRD		11/01/24	5.190	50,000	179	1,290,291.67	5.401
	DN	FNMA		11/01/24	5.060	50,000	189	1,328,250.00	5.270
	DN	FNMA		11/01/24	5.060	50,000	189	1,328,250.00	5.270
	DN	FNMA		11/01/24	5.025	50,000	200	1,395,833.33	5.241
	DN	FNMA		11/01/24	5.025	50,000	200	1,395,833.33	5.241
	DN	FHLB		11/01/24	4.980	50,000	219	1,514,750.00	5.207
	DN	FHLB		11/01/24	4.980	50,000	219	1,514,750.00	5.207
	YCD	DNB	4.800	11/01/24	4.800	50,000	29	193,333.33	4.867
	YCD	DNB	4.800	11/01/24	4.800	50,000	29	193,333.33	4.867
	YCD	MONTREAL	5.450	11/01/24	5.450	50,000	198	1,498,750.00	5.526
	YCD	MONTREAL	5.450	11/01/24	5.450	50,000	198	1,498,750.00	5.526
	YCD	CIBC	5.440	11/01/24	5.440	50,000	212	1,601,777.78	5.516
	YCD	CIBC	5.440	11/01/24	5.440	50,000	212	1,601,777.78	5.516
	YCD	NAT AUB	5.230	11/01/24	5.230	50,000	249	1,808,708.33	5.317
	YCD	NAT AUB	5.230	11/01/24	5.230	50,000	249	1,808,708.33	5.317
	YCD	SVENSKA	5.200	11/01/24	5.200	50,000	275	1,986,111.11	5.287
	YCD	SVENSKA	5.200	11/01/24	5.200	50,000	275	1,986,111.11	5.287
	YCD	SOC GEN	5.160	11/01/24	5.160	50,000	276	1,978,000.00	5.246
	YCD	SOC GEN	5.160	11/01/24	5.160	50,000	276	1,978,000.00	5.246

INVESTMENT TRANSACTIONS

<u>DATE</u>	<u>TYPE</u>	<u>a/</u> <u>DESCRIPTION</u>	<u>CPN (%)</u>	<u>MATURITY</u> <u>DATE</u>	<u>b/</u> <u>TRANS</u> <u>YIELD (%)</u>	<u>d/</u> <u>PAR (\$)</u> <u>(000)</u>	<u>DAYS</u> <u>HELD</u>	<u>AMOUNT</u> <u>EARNED (\$)</u>	<u>EFFECTIVE</u> <u>YIELD (%)</u>
11/01/24	PURCHASES								
	CP	BNP NY		11/15/24	4.800	50,000			
	CP	BNP NY		11/15/24	4.800	50,000			
	CP	BNP NY		11/15/24	4.800	50,000			
	DN	IFC		01/15/25	4.440	50,000			
	DN	IFC		01/15/25	4.440	50,000			
11/04/24	REDEMPTIONS								
	CP	APPLE		11/04/24	4.700	50,000	35	228,472.22	4.787
	CP	APPLE		11/04/24	4.700	50,000	35	228,472.22	4.787
	CP	SUMI TRUST		11/04/24	5.320	50,000	124	916,222.22	5.495
	CP	SUMI TRUST		11/04/24	5.320	50,000	124	916,222.22	5.495
	DN	IADB		11/04/24	5.100	50,000	87	616,250.00	5.235
	DN	IADB		11/04/24	5.100	50,000	87	616,250.00	5.235
	DN	IADB		11/04/24	5.000	50,000	91	631,944.44	5.134
	DN	IADB		11/04/24	5.000	50,000	91	631,944.44	5.134
	DN	FHLB		11/04/24	5.115	50,000	111	788,562.50	5.269
	DN	FHLB		11/04/24	5.115	50,000	111	788,562.50	5.269
	YCD	SUMI TRUST	4.800	11/04/24	4.800	50,000	12	80,000.00	4.867
	YCD	SUMI TRUST	4.800	11/04/24	4.800	50,000	12	80,000.00	4.867
	YCD	MUFG BK	5.430	11/04/24	5.430	50,000	124	935,166.67	5.505
	YCD	MUFG BK	5.430	11/04/24	5.430	50,000	124	935,166.67	5.505
11/04/24	PURCHASES								
	CP	METLIFE STF		04/28/25	4.410	50,000			
	YCD	DNB	4.600	12/12/24	4.600	50,000			
	YCD	DNB	4.600	12/12/24	4.600	50,000			
11/05/24	NO REDEMPTIONS								
11/05/24	PURCHASES								
	CP	MUFG BK		12/12/24	4.570	50,000			
	CP	MUFG BK		12/12/24	4.570	50,000			
	CP	SOC GEN NY		04/28/25	4.430	50,000			
	CP	SOC GEN NY		04/28/25	4.430	50,000			
	CP	TOYOTA		05/02/25	4.490	50,000			
	CP	TOYOTA		05/02/25	4.490	50,000			
	CP	CIBC HLD		05/30/25	4.410	50,000			
	DN	FHLB		05/30/25	4.200	50,000			
	DN	FHLB		05/30/25	4.200	50,000			
	TR	BILL		03/04/25	4.383	50,000			
	TR	BILL		03/04/25	4.383	50,000			
	TR	BILL		05/01/25	4.271	50,000			
	TR	BILL		05/01/25	4.271	50,000			

INVESTMENT TRANSACTIONS

<u>DATE</u>	<u>TYPE</u>	<u>a/</u> <u>DESCRIPTION</u>	<u>CPN (%)</u>	<u>MATURITY</u> <u>DATE</u>	<u>b/</u> <u>TRANS</u> <u>YIELD (%)</u>	<u>d/</u> <u>PAR (\$)</u> <u>(000)</u>	<u>DAYS</u> <u>HELD</u>	<u>AMOUNT</u> <u>EARNED (\$)</u>	<u>EFFECTIVE</u> <u>YIELD (%)</u>
11/06/24	REDEMPTION								
	CB CL	BOFA	6.500	11/06/24	6.500	20,000	366	1,300,000.00	6.482
11/06/24	PURCHASES								
	CP	SUMI TRUST		02/14/25	4.590	50,000			
	DN	IADB		03/24/25	4.350	50,000			
	TR	BILL		02/25/25	4.391	50,000			
	TR	BILL		02/25/25	4.391	50,000			
11/07/24	REDEMPTIONS								
	TR	BILL		11/07/24	5.153	50,000	142	1,016,187.50	5.332
	TR	BILL		11/07/24	5.153	50,000	142	1,016,187.50	5.332
	TR	BILL		11/07/24	5.153	50,000	142	1,016,187.50	5.332
	TR	BILL		11/07/24	5.155	50,000	142	1,016,680.56	5.335
	TR	BILL		11/07/24	5.155	50,000	142	1,016,680.56	5.335
	TR	BILL		11/07/24	5.155	50,000	142	1,016,680.56	5.335
	TR	BILL		11/07/24	5.152	50,000	174	1,245,066.67	5.357
	TR	BILL		11/07/24	5.152	50,000	174	1,245,066.67	5.357
	TR	BILL		11/07/24	5.154	50,000	174	1,245,550.00	5.359
	TR	BILL		11/07/24	5.154	50,000	174	1,245,550.00	5.359
	TR	BILL		11/07/24	5.150	50,000	181	1,294,652.78	5.360
	TR	BILL		11/07/24	5.150	50,000	181	1,294,652.78	5.360
	TR	BILL		11/07/24	5.150	50,000	181	1,294,652.78	5.360
	TR	BILL		11/07/24	5.150	50,000	181	1,294,652.78	5.360
	TR	BILL		11/07/24	5.150	50,000	181	1,294,652.78	5.360
	TR	BILL		11/07/24	5.150	50,000	181	1,294,652.78	5.360
11/07/24	PURCHASES								
	CP	CR AG NY		12/12/24	4.570	50,000			
	CP	CR AG NY		12/12/24	4.570	50,000			
	CP	THUNDER		05/30/25	4.450	50,000			
	DN	FHLB		05/28/25	4.240	50,000			
	DN	FHLB		05/28/25	4.240	50,000			
	TR	BILL		12/12/24	4.490	50,000			
	TR	BILL		12/12/24	4.490	50,000			
	TR	BILL		12/12/24	4.490	50,000			
11/08/24	REDEMPTIONS								
	DN	IBRD		11/08/24	5.000	50,000	94	652,777.78	5.137
	DN	IBRD		11/08/24	5.000	50,000	94	652,777.78	5.137

INVESTMENT TRANSACTIONS

<u>DATE</u>	<u>TYPE</u>	<u>a/</u> <u>DESCRIPTION</u>	<u>CPN (%)</u>	<u>MATURITY</u> <u>DATE</u>	<u>b/</u> <u>TRANS</u> <u>YIELD (%)</u>	<u>d/</u> <u>PAR (\$)</u> <u>(000)</u>	<u>DAYS</u> <u>HELD</u>	<u>AMOUNT</u> <u>EARNED (\$)</u>	<u>EFFECTIVE</u> <u>YIELD (%)</u>
11/08/24	PURCHASES								
	CP	MUFG BK		11/15/24	4.520	50,000			
	CP	MUFG BK		11/15/24	4.520	50,000			
	CP	BNP NY		11/15/24	4.550	50,000			
	CP	BNP NY		11/15/24	4.550	50,000			
	CP	SOC GEN NY		11/15/24	4.570	50,000			
	CP	SOC GEN NY		11/15/24	4.570	50,000			
	CP	SOC GEN NY		11/15/24	4.570	50,000			
	TR	BILL		03/04/25	4.375	50,000			
	TR	BILL		03/04/25	4.375	50,000			
	TR	BILL		03/04/25	4.375	50,000			
	YCD	SUMI TRUST	4.550	11/15/24	4.550	50,000			
	YCD	SUMI TRUST	4.550	11/15/24	4.550	50,000			
	YCD	CIBC	4.640	12/12/24	4.640	50,000			
	YCD	CIBC	4.640	12/12/24	4.640	50,000			
11/12/24	REDEMPTIONS								
	CD	US BANK	4.750	11/12/24	4.750	50,000	26	171,527.78	4.816
	CD	US BANK	4.750	11/12/24	4.750	50,000	26	171,527.78	4.816
	CP	CR AG NY		11/12/24	4.820	50,000	26	174,055.56	4.904
	CP	CR AG NY		11/12/24	4.820	50,000	26	174,055.56	4.904
	CP	MUFG BK		11/12/24	4.770	50,000	49	324,625.00	4.868
	CP	MUFG BK		11/12/24	4.770	50,000	49	324,625.00	4.868
	CP	MUFG BK		11/12/24	4.950	50,000	56	385,000.00	5.058
	DN	IBRD		11/12/24	4.620	50,000	48	308,000.00	4.713
	DN	IBRD		11/12/24	4.620	50,000	48	308,000.00	4.713
	DN	IBRD		11/12/24	4.680	50,000	54	351,000.00	4.779
	TR	BILL		11/12/24	4.692	50,000	26	169,433.33	4.773
	TR	BILL		11/12/24	4.692	50,000	26	169,433.33	4.773
	TR	BILL		11/12/24	4.692	50,000	26	169,433.33	4.773
	TR	BILL		11/12/24	4.696	50,000	26	169,577.78	4.777
	TR	BILL		11/12/24	4.696	50,000	26	169,577.78	4.777
	TR	BILL		11/12/24	4.696	50,000	26	169,577.78	4.777
	TR	BILL		11/12/24	4.700	50,000	26	169,722.22	4.782
	TR	BILL		11/12/24	4.700	50,000	26	169,722.22	4.782
	TR	BILL		11/12/24	4.700	50,000	26	169,722.22	4.782
	TR	BILL		11/12/24	5.115	50,000	106	753,041.67	5.265
	TR	BILL		11/12/24	5.115	50,000	106	753,041.67	5.265
	TR	BILL		11/12/24	5.115	50,000	106	753,041.67	5.265
	TR	BILL		11/12/24	5.115	50,000	106	753,041.67	5.265
	TR	BILL		11/12/24	5.115	50,000	106	753,041.67	5.265
	TR	BILL		11/12/24	5.115	50,000	106	753,041.67	5.265
	TR	BILL		11/12/24	5.115	50,000	106	753,041.67	5.265
	TR	BILL		11/12/24	5.115	50,000	106	753,041.67	5.265
	TR	BILL		11/12/24	5.115	50,000	106	753,041.67	5.265

INVESTMENT TRANSACTIONS

<u>DATE</u>	<u>TYPE</u>	<u>a/</u> <u>DESCRIPTION</u>	<u>CPN (%)</u>	<u>MATURITY</u> <u>DATE</u>	<u>b/</u> <u>TRANS</u> <u>YIELD (%)</u>	<u>d/</u> <u>PAR (\$)</u> <u>(000)</u>	<u>DAYS</u> <u>HELD</u>	<u>AMOUNT</u> <u>EARNED (\$)</u>	<u>EFFECTIVE</u> <u>YIELD (%)</u>
11/12/24	REDEMPTIONS (Continued)								
	TR	BILL		11/12/24	5.143	50,000	119	849,940.97	5.304
	TR	BILL		11/12/24	5.143	50,000	119	849,940.97	5.304
	TR	BILL		11/12/24	5.143	50,000	119	849,940.97	5.304
	YCD	CR AG CIB	5.070	11/12/24	5.070	50,000	67	471,791.67	5.140
	YCD	CR AG CIB	5.070	11/12/24	5.070	50,000	67	471,791.67	5.140
11/12/24	PURCHASES								
	CP	RABO NY		11/15/24	4.570	50,000			
	CP	RABO NY		11/15/24	4.570	50,000			
	CP	CHARIOT		01/13/25	4.620	50,000			
	CP	CHARIOT		01/13/25	4.620	50,000			
	DN	IBRD		12/17/24	4.490	50,000			
	DN	IBRD		12/17/24	4.490	50,000			
	DN	FFCB		05/28/25	4.230	50,000			
	DN	FFCB		05/28/25	4.230	50,000			
	TR	BILL		03/11/25	4.395	50,000			
	TR	BILL		03/11/25	4.395	50,000			
	TR	BILL		03/11/25	4.395	50,000			
	TR	BILL		03/11/25	4.395	50,000			
	TR	BILL		03/11/25	4.395	50,000			
	TR	BILL		03/11/25	4.395	50,000			
	YCD	NORINCHUK	4.610	12/17/24	4.610	50,000			
	YCD	NORINCHUK	4.610	12/17/24	4.610	50,000			
11/13/24	REDEMPTIONS								
	CP	DISNEY		11/13/24	4.880	50,000	20	135,555.56	4.961
	CP	ING FDL		11/13/24	5.330	50,000	189	1,399,125.00	5.560
	CP	ING FDL		11/13/24	5.330	50,000	189	1,399,125.00	5.560
	DN	IBRD		11/13/24	5.100	50,000	107	757,916.67	5.250
	DN	IBRD		11/13/24	5.100	50,000	107	757,916.67	5.250
	DN	FHLB		11/13/24	5.140	50,000	142	1,013,722.22	5.319
	DN	FHLB		11/13/24	5.140	50,000	142	1,013,722.22	5.319
	DN	FHLB		11/13/24	5.140	50,000	145	1,035,138.89	5.322
	DN	FHLB		11/13/24	5.140	50,000	145	1,035,138.89	5.322
	YCD	NORINCHUK	5.030	11/13/24	5.030	50,000	57	398,208.33	5.100
	YCD	NORINCHUK	5.030	11/13/24	5.030	50,000	57	398,208.33	5.100
	YCD	KBC	5.350	11/13/24	5.350	50,000	104	772,777.78	5.424
	YCD	KBC	5.350	11/13/24	5.350	50,000	104	772,777.78	5.424
	YCD	SUMI TRUST	5.390	11/13/24	5.390	50,000	125	935,763.89	5.465
	YCD	SUMI TRUST	5.390	11/13/24	5.390	50,000	125	935,763.89	5.465

INVESTMENT TRANSACTIONS

<u>DATE</u>	<u>TYPE</u>	<u>a/</u> <u>DESCRIPTION</u>	<u>CPN (%)</u>	<u>MATURITY</u> <u>DATE</u>	<u>b/</u> <u>TRANS</u> <u>YIELD (%)</u>	<u>d/</u> <u>PAR (\$)</u> <u>(000)</u>	<u>DAYS</u> <u>HELD</u>	<u>AMOUNT</u> <u>EARNED (\$)</u>	<u>EFFECTIVE</u> <u>YIELD (%)</u>
11/13/24	PURCHASES								
	DN	FHLB		03/24/25	4.325	50,000			
	DN	FHLB		03/24/25	4.325	50,000			
	DN	IFC		03/26/25	4.300	50,000			
	DN	IFC		03/26/25	4.300	50,000			
	DN	FHLB		05/30/25	4.235	50,000			
	DN	FHLB		05/30/25	4.235	50,000			
	TR	BILL		03/11/25	4.383	50,000			
	TR	BILL		03/11/25	4.383	50,000			
	TR	BILL		03/11/25	4.383	50,000			
	YCD	MONTREAL	4.550	05/02/25	4.550	50,000			
	YCD	MONTREAL	4.550	05/02/25	4.550	50,000			
11/14/24	NO REDEMPTIONS								
11/14/24	PURCHASES								
	CP	CRC		03/10/25	4.560	50,000			
	DN	FHLB		03/21/25	4.355	50,000			
	DN	FHLB		03/21/25	4.355	50,000			
	DN	FHLB		04/28/25	4.280	50,000			
	DN	FHLB		04/28/25	4.280	50,000			
	TR	BILL		02/25/25	4.380	50,000			
	TR	BILL		02/25/25	4.380	50,000			
	TR	BILL		02/25/25	4.380	50,000			
	TR	BILL		03/11/25	4.358	50,000			
	TR	BILL		03/11/25	4.358	50,000			
	TR	BILL		03/11/25	4.358	50,000			
	TR	BILL		03/11/25	4.360	50,000			
	TR	BILL		03/11/25	4.360	50,000			
	TR	BILL		03/11/25	4.360	50,000			
	YCD	NORDEA ABP	4.480	05/30/25	4.480	50,000			
	YCD	NORDEA ABP	4.480	05/30/25	4.480	50,000			
11/15/24	REDEMPTIONS								
	CP	RABO NY		11/15/24	4.570	50,000	3	19,041.67	4.635
	CP	RABO NY		11/15/24	4.570	50,000	3	19,041.67	4.635
	CP	MUFG BK		11/15/24	4.520	50,000	7	43,944.44	4.587
	CP	MUFG BK		11/15/24	4.520	50,000	7	43,944.44	4.587
	CP	BNP NY		11/15/24	4.550	50,000	7	44,236.11	4.617
	CP	BNP NY		11/15/24	4.550	50,000	7	44,236.11	4.617
	CP	SOC GEN NY		11/15/24	4.570	50,000	7	44,430.56	4.638
	CP	SOC GEN NY		11/15/24	4.570	50,000	7	44,430.56	4.638
	CP	SOC GEN NY		11/15/24	4.570	50,000	7	44,430.56	4.638
	CP	BNP NY		11/15/24	4.800	50,000	14	93,333.33	4.876
	CP	BNP NY		11/15/24	4.800	50,000	14	93,333.33	4.876
	CP	BNP NY		11/15/24	4.800	50,000	14	93,333.33	4.876

INVESTMENT TRANSACTIONS

<u>DATE</u>	<u>TYPE</u>	<u>a/</u> <u>DESCRIPTION</u>	<u>CPN (%)</u>	<u>MATURITY</u> <u>DATE</u>	<u>b/</u> <u>TRANS</u> <u>YIELD (%)</u>	<u>d/</u> <u>PAR (\$)</u> <u>(000)</u>	<u>DAYS</u> <u>HELD</u>	<u>AMOUNT</u> <u>EARNED (\$)</u>	<u>EFFECTIVE</u> <u>YIELD (%)</u>
11/15/24	REDEMPTIONS (Continued)								
	CP	APPLE		11/15/24	4.790	50,000	30	199,583.33	4.876
	CP	APPLE		11/15/24	4.790	50,000	30	199,583.33	4.876
	CP	MUFG BK		11/15/24	4.740	50,000	35	230,416.67	4.828
	CP	MUFG BK		11/15/24	4.740	50,000	35	230,416.67	4.828
	CP	MUFG BK		11/15/24	4.740	50,000	35	230,416.67	4.828
	CP	CHARIOT		11/15/24	4.800	50,000	51	340,000.00	4.900
	CP	CR AG NY		11/15/24	5.130	50,000	87	619,875.00	5.267
	CP	CR AG NY		11/15/24	5.130	50,000	87	619,875.00	5.267
	DN	IBRD		11/15/24	4.600	50,000	28	178,888.89	4.681
	DN	IBRD		11/15/24	4.600	50,000	28	178,888.89	4.681
	DN	FNMA		11/15/24	4.660	50,000	31	200,638.89	4.744
	DN	FNMA		11/15/24	4.660	50,000	31	200,638.89	4.744
	DN	FHLB		11/15/24	5.140	50,000	147	1,049,416.67	5.323
	DN	FHLB		11/15/24	5.140	50,000	147	1,049,416.67	5.323
	TR	NOTE	2.250	11/15/24	5.335	50,000	144	1,033,967.39	5.305
	TR	NOTE	2.250	11/15/24	5.335	50,000	144	1,033,967.39	5.305
	TR	NOTE	2.250	11/15/24	5.335	50,000	144	1,033,967.39	5.305
	TR	NOTE	2.250	11/15/24	5.345	50,000	144	1,035,920.51	5.315
	TR	NOTE	2.250	11/15/24	5.345	50,000	144	1,035,920.51	5.315
	TR	NOTE	2.250	11/15/24	5.345	50,000	144	1,035,920.51	5.315
	TR	NOTE	2.250	11/15/24	5.248	50,000	183	1,286,005.43	5.220
	TR	NOTE	2.250	11/15/24	5.248	50,000	183	1,286,005.43	5.220
	TR	NOTE	2.250	11/15/24	5.248	50,000	183	1,286,005.43	5.220
	TR	NOTE	2.250	11/15/24	5.248	50,000	183	1,286,005.43	5.220
	TR	NOTE	2.250	11/15/24	5.248	50,000	183	1,286,005.43	5.220
	TR	NOTE	2.250	11/15/24	5.248	50,000	183	1,286,005.43	5.220
	TR	NOTE	2.250	11/15/24	5.289	50,000	184	1,302,734.37	5.246
	TR	NOTE	2.250	11/15/24	5.289	50,000	184	1,302,734.37	5.246
	TR	NOTE	2.250	11/15/24	5.289	50,000	184	1,302,734.37	5.246
	TR	NOTE	2.250	11/15/24	5.297	50,000	184	1,304,687.50	5.254
	TR	NOTE	2.250	11/15/24	5.297	50,000	184	1,304,687.50	5.254
	TR	NOTE	2.250	11/15/24	5.297	50,000	184	1,304,687.50	5.254
	TR	NOTE	2.250	11/15/24	2.859	50,000	890	3,447,010.87	2.876
	TR	NOTE	2.250	11/15/24	2.859	50,000	890	3,447,010.87	2.876
	TR	NOTE	2.250	11/15/24	2.859	50,000	890	3,447,010.87	2.876
	TR	NOTE	2.250	11/15/24	2.861	50,000	890	3,448,963.99	2.878
	TR	NOTE	2.250	11/15/24	2.861	50,000	890	3,448,963.99	2.878
	TR	NOTE	2.250	11/15/24	2.861	50,000	890	3,448,963.99	2.878
	TR	NOTE	2.250	11/15/24	2.712	50,000	948	3,489,274.00	2.726
	TR	NOTE	2.250	11/15/24	2.712	50,000	948	3,489,274.00	2.726
	TR	NOTE	2.250	11/15/24	2.712	50,000	948	3,489,274.00	2.726
	TR	NOTE	2.250	11/15/24	2.712	50,000	948	3,489,274.00	2.726
	TR	NOTE	2.250	11/15/24	2.712	50,000	954	3,511,826.66	2.726
	TR	NOTE	2.250	11/15/24	2.712	50,000	954	3,511,826.66	2.726
	TR	NOTE	0.750	11/15/24	0.957	50,000	1,067	1,391,833.56	0.961
	TR	NOTE	0.750	11/15/24	0.957	50,000	1,067	1,391,833.56	0.961
	TR	NOTE	0.750	11/15/24	0.957	50,000	1,067	1,391,833.56	0.961

INVESTMENT TRANSACTIONS

<u>DATE</u>	<u>TYPE</u>	<u>a/</u> <u>DESCRIPTION</u>	<u>CPN (%)</u>	<u>MATURITY</u> <u>DATE</u>	<u>b/</u> <u>TRANS</u> <u>YIELD (%)</u>	<u>d/</u> <u>PAR (\$)</u> <u>(000)</u>	<u>DAYS</u> <u>HELD</u>	<u>AMOUNT</u> <u>EARNED (\$)</u>	<u>EFFECTIVE</u> <u>YIELD (%)</u>
11/15/24	REDEMPTIONS (Continued)								
	TR	NOTE	0.750	11/15/24	0.906	50,000	1,089	1,346,264.24	0.909
	TR	NOTE	0.750	11/15/24	0.906	50,000	1,089	1,346,264.24	0.909
	TR	NOTE	0.750	11/15/24	0.856	50,000	1,095	1,280,214.09	0.856
	TR	NOTE	0.750	11/15/24	0.856	50,000	1,095	1,280,214.09	0.856
	TR	NOTE	0.750	11/15/24	0.856	50,000	1,095	1,280,214.09	0.856
	TR	NOTE	0.750	11/15/24	0.856	50,000	1,095	1,280,214.09	0.856
	TR	NOTE	0.750	11/15/24	0.856	50,000	1,095	1,280,214.09	0.856
	TR	NOTE	0.750	11/15/24	0.856	50,000	1,095	1,280,214.09	0.856
	TR	NOTE	0.750	11/15/24	0.858	50,000	1,096	1,285,156.25	0.859
	TR	NOTE	0.750	11/15/24	0.858	50,000	1,096	1,285,156.25	0.859
	TR	NOTE	0.750	11/15/24	0.858	50,000	1,096	1,285,156.25	0.859
	TR	NOTE	2.250	11/15/24	0.501	50,000	1,310	929,169.54	0.489
	TR	NOTE	2.250	11/15/24	0.501	50,000	1,310	929,169.54	0.489
	TR	NOTE	2.250	11/15/24	0.501	50,000	1,310	929,169.54	0.489
	TR	NOTE	2.250	11/15/24	0.505	50,000	1,310	936,982.04	0.493
	TR	NOTE	2.250	11/15/24	0.505	50,000	1,310	936,982.04	0.493
	TR	NOTE	2.250	11/15/24	0.505	50,000	1,310	936,982.04	0.493
	YCD	SUMI TRUST	4.550	11/15/24	4.550	50,000	7	44,236.11	4.613
	YCD	SUMI TRUST	4.550	11/15/24	4.550	50,000	7	44,236.11	4.613
	YCD	DNB	4.730	11/15/24	4.730	50,000	30	197,083.33	4.796
	YCD	DNB	4.730	11/15/24	4.730	50,000	30	197,083.33	4.796
	YCD	NORINCHUK	4.800	11/15/24	4.800	50,000	30	200,000.00	4.867
	YCD	NORINCHUK	4.800	11/15/24	4.800	50,000	30	200,000.00	4.867
11/15/24	PURCHASES								
	CP	APPLE		12/17/24	4.530	50,000			
	CP	APPLE		12/17/24	4.530	50,000			
	CP	JUPITER		01/15/25	4.600	50,000			
	CP	JUPITER		01/15/25	4.600	50,000			
	CP	JOHNSON		02/14/25	4.410	50,000			
	CP	JOHNSON		02/14/25	4.410	50,000			
	DN	FHLB		04/28/25	4.315	50,000			
	DN	FHLB		04/28/25	4.315	50,000			
	TR	BILL		03/11/25	4.395	50,000			
	TR	BILL		03/11/25	4.395	50,000			
	TR	BILL		03/11/25	4.395	50,000			
11/18/24	REDEMPTIONS								
	DEB	FFCB	4.500	11/18/24	4.556	50,000	731	4,603,000.00	4.602
	DEB	FFCB	4.500	11/18/24	4.556	50,000	731	4,603,000.00	4.602
	DEB	IBRD	0.890	11/18/24	0.890	50,000	1,096	1,335,000.00	0.892
	DEB	IBRD	0.890	11/18/24	0.890	50,000	1,096	1,335,000.00	0.892

INVESTMENT TRANSACTIONS

<u>DATE</u>	<u>TYPE</u>	<u>a/</u> <u>DESCRIPTION</u>	<u>CPN (%)</u>	<u>MATURITY</u> <u>DATE</u>	<u>b/</u> <u>TRANS</u> <u>YIELD (%)</u>	<u>d/</u> <u>PAR (\$)</u> <u>(000)</u>	<u>DAYS</u> <u>HELD</u>	<u>AMOUNT</u> <u>EARNED (\$)</u>	<u>EFFECTIVE</u> <u>YIELD (%)</u>
11/18/24	PURCHASES								
	CP	BNP NY		11/25/24	4.560	50,000			
	CP	BNP NY		11/25/24	4.560	50,000			
	YCD	CIBC	4.580	11/25/24	4.580	50,000			
	YCD	CIBC	4.580	11/25/24	4.580	50,000			
11/19/24	NO REDEMPTIONS								
11/19/24	PURCHASES								
	DN	IBRD		01/29/25	4.420	50,000			
	DN	IBRD		01/29/25	4.420	50,000			
	DN	IBRD		02/21/25	4.420	50,000			
	DN	IBRD		02/21/25	4.420	50,000			
	DN	IADB		03/10/25	4.430	50,000			
	DN	IADB		03/10/25	4.430	50,000			
	DN	FHLB		05/30/25	4.275	50,000			
	DN	FHLB		05/30/25	4.275	50,000			
	YCD	KBC	4.600	01/29/25	4.600	50,000			
	YCD	KBC	4.600	01/29/25	4.600	50,000			
11/20/24	NO REDEMPTIONS								
11/20/24	PURCHASES								
	CP	JOHNSON		03/26/25	4.400	50,000			
	CP	JOHNSON		03/26/25	4.400	50,000			
	DEB	FHLB	4.305	05/30/25	4.305	50,000			
	DEB	FHLB	4.305	05/30/25	4.305	50,000			
	DEB	FHLB	4.305	05/30/25	4.305	50,000			
	DEB CL	FHLB	4.580	11/20/29	4.580	50,000			
	DEB CL	FHLB	4.580	11/20/29	4.580	50,000			
	DEB CL	FHLB	4.580	11/20/29	4.580	50,000			
	DN	IBRD		01/27/25	4.430	50,000			
	DN	IBRD		01/27/25	4.430	50,000			
	DN	IADB		02/06/25	4.460	50,000			
	DN	IADB		02/06/25	4.460	50,000			
	DN	FHLB		05/28/25	4.300	50,000			
	DN	FHLB		05/28/25	4.300	50,000			
	TR	BILL		03/11/25	4.395	50,000			
	TR	BILL		03/11/25	4.395	50,000			
	TR	BILL		03/11/25	4.395	50,000			

INVESTMENT TRANSACTIONS

<u>DATE</u>	<u>TYPE</u>	<u>a/</u> <u>DESCRIPTION</u>	<u>CPN (%)</u>	<u>MATURITY</u> <u>DATE</u>	<u>b/</u> <u>TRANS</u> <u>YIELD (%)</u>	<u>d/</u> <u>PAR (\$)</u> <u>(000)</u>	<u>DAYS</u> <u>HELD</u>	<u>AMOUNT</u> <u>EARNED (\$)</u>	<u>EFFECTIVE</u> <u>YIELD (%)</u>
11/21/24	REDEMPTIONS								
	TR	BILL		11/21/24	5.050	50,000	112	785,555.56	5.202
	TR	BILL		11/21/24	5.050	50,000	112	785,555.56	5.202
	TR	BILL		11/21/24	5.050	50,000	112	785,555.56	5.202
	TR	BILL		11/21/24	5.053	50,000	112	785,944.44	5.204
	TR	BILL		11/21/24	5.053	50,000	112	785,944.44	5.204
	TR	BILL		11/21/24	5.053	50,000	112	785,944.44	5.204
	TR	BILL		11/21/24	5.125	50,000	160	1,138,888.89	5.317
	TR	BILL		11/21/24	5.125	50,000	160	1,138,888.89	5.317
	TR	BILL		11/21/24	5.125	50,000	160	1,138,888.89	5.317
	TR	BILL		11/21/24	5.128	50,000	160	1,139,444.44	5.320
	TR	BILL		11/21/24	5.128	50,000	160	1,139,444.44	5.320
	TR	BILL		11/21/24	5.128	50,000	160	1,139,444.44	5.320
	TR	BILL		11/21/24	5.143	50,000	169	1,207,059.03	5.343
	TR	BILL		11/21/24	5.143	50,000	169	1,207,059.03	5.343
	TR	BILL		11/21/24	5.143	50,000	169	1,207,059.03	5.343
	TR	BILL		11/21/24	5.172	50,000	182	1,307,366.67	5.385
	TR	BILL		11/21/24	5.172	50,000	182	1,307,366.67	5.385
	TR	BILL		11/21/24	5.172	50,000	182	1,307,366.67	5.385
11/21/24	PURCHASES								
	CP	CR AG NY		12/05/24	4.570	50,000			
	CP	CR AG NY		12/05/24	4.570	50,000			
	CP	DISNEY		12/27/24	4.670	50,000			
	CP	DISNEY		12/27/24	4.670	50,000			
	DN	IBRD		12/27/24	4.450	50,000			
	DN	IBRD		12/27/24	4.450	50,000			
	DN	IBRD		03/03/25	4.440	50,000			
	DN	IBRD		03/03/25	4.440	50,000			
	DN	FFCB		05/28/25	4.240	50,000			
	DN	FFCB		05/28/25	4.240	50,000			
	DN	FFCB		05/30/25	4.240	50,000			
	DN	FFCB		05/30/25	4.240	50,000			
	TR	BILL		03/11/25	4.375	50,000			
	TR	BILL		03/11/25	4.375	50,000			
	TR	BILL		03/11/25	4.375	50,000			
	TR	BILL		03/11/25	4.380	50,000			
	TR	BILL		03/11/25	4.380	50,000			
	TR	BILL		03/11/25	4.380	50,000			
	TR	BILL		05/01/25	4.310	50,000			
	TR	BILL		05/01/25	4.310	50,000			
	TR	BILL		05/01/25	4.310	50,000			
	TR	BILL		05/15/25	4.320	50,000			
	TR	BILL		05/15/25	4.320	50,000			
	TR	BILL		05/15/25	4.320	50,000			

INVESTMENT TRANSACTIONS

<u>DATE</u>	<u>TYPE</u>	<u>a/</u> <u>DESCRIPTION</u>	<u>CPN (%)</u>	<u>MATURITY</u> <u>DATE</u>	<u>b/</u> <u>TRANS</u> <u>YIELD (%)</u>	<u>d/</u> <u>PAR (\$)</u> <u>(000)</u>	<u>DAYS</u> <u>HELD</u>	<u>AMOUNT</u> <u>EARNED (\$)</u>	<u>EFFECTIVE</u> <u>YIELD (%)</u>
11/21/24	PURCHASES (Continued)								
	TR	BILL		05/15/25	4.320	50,000			
	TR	BILL		05/15/25	4.320	50,000			
	TR	BILL		05/15/25	4.320	50,000			
	YCD	CIBC	4.590	12/04/24	4.590	50,000			
	YCD	CIBC	4.590	12/04/24	4.590	50,000			
	YCD	NORINCHUK	4.630	01/29/25	4.630	50,000			
	YCD	NORINCHUK	4.630	01/29/25	4.630	50,000			
	YCD	MIZUHO	4.640	03/24/25	4.640	50,000			
	YCD	MIZUHO	4.640	03/24/25	4.640	50,000			
	YCD	NAT AUB	4.420	05/30/25	4.420	50,000			
	YCD	NAT AUB	4.420	05/30/25	4.420	50,000			
11/22/24	REDEMPTIONS								
	CP	GTA		11/22/24	5.160	50,000	91	652,166.67	5.301
	CP	OLD LINE		11/22/24	5.260	50,000	119	869,361.11	5.427
	CP	JOHNSON		11/22/24	5.260	50,000	192	1,402,666.67	5.487
	CP	JOHNSON		11/22/24	5.260	50,000	192	1,402,666.67	5.487
	DN	IBRD		11/22/24	5.120	50,000	130	924,444.44	5.289
	DN	IBRD		11/22/24	5.120	50,000	130	924,444.44	5.289
	DN	IBRD		11/22/24	5.150	50,000	142	1,015,694.44	5.330
	DN	IBRD		11/22/24	5.150	50,000	142	1,015,694.44	5.330
	DN	IBRD		11/22/24	5.150	50,000	144	1,030,000.00	5.331
	DN	IBRD		11/22/24	5.150	50,000	144	1,030,000.00	5.331
	DN	FFCB		11/22/24	5.090	50,000	155	1,095,763.89	5.276
	DN	FFCB		11/22/24	5.090	50,000	155	1,095,763.89	5.276
	DN	IBRD		11/22/24	5.120	50,000	168	1,194,666.67	5.318
	DN	IBRD		11/22/24	5.120	50,000	168	1,194,666.67	5.318
	DN	FHLB		11/22/24	5.140	50,000	176	1,256,444.44	5.346
	DN	FHLB		11/22/24	5.140	50,000	176	1,256,444.44	5.346
	DN	IBRD		11/22/24	5.150	50,000	177	1,266,041.67	5.357
	DN	IBRD		11/22/24	5.150	50,000	177	1,266,041.67	5.357
	DN	FHLB		11/22/24	5.115	50,000	185	1,314,270.83	5.326
	DN	FHLB		11/22/24	5.115	50,000	185	1,314,270.83	5.326
	DN	FFCB		11/22/24	5.050	50,000	191	1,339,652.78	5.261
	DN	FFCB		11/22/24	5.050	50,000	191	1,339,652.78	5.261
	DN	FHLB		11/22/24	5.095	50,000	191	1,351,590.28	5.309
	DN	FHLB		11/22/24	5.095	50,000	191	1,351,590.28	5.309
	DN	FHLB		11/22/24	5.100	50,000	191	1,352,916.67	5.315
	DN	FHLB		11/22/24	5.100	50,000	191	1,352,916.67	5.315
	DN	IFC		11/22/24	5.100	50,000	191	1,352,916.67	5.315
	DN	IFC		11/22/24	5.100	50,000	191	1,352,916.67	5.315
	DN	FNMA		11/22/24	5.055	50,000	196	1,376,083.33	5.270
	DN	FNMA		11/22/24	5.055	50,000	196	1,376,083.33	5.270
	YCD	SVENSKA	5.190	11/22/24	5.190	50,000	94	677,583.33	5.262
	YCD	SVENSKA	5.190	11/22/24	5.190	50,000	94	677,583.33	5.262

INVESTMENT TRANSACTIONS

<u>DATE</u>	<u>TYPE</u>	<u>a/</u> <u>DESCRIPTION</u>	<u>CPN (%)</u>	<u>MATURITY</u> <u>DATE</u>	<u>b/</u> <u>TRANS</u> <u>YIELD (%)</u>	<u>d/</u> <u>PAR (\$)</u> <u>(000)</u>	<u>DAYS</u> <u>HELD</u>	<u>AMOUNT</u> <u>EARNED (\$)</u>	<u>EFFECTIVE</u> <u>YIELD (%)</u>
11/22/24	REDEMPTIONS (Continued)								
	YCD	MUFG BK	5.380	11/22/24	5.380	50,000	121	904,138.89	5.455
	YCD	MUFG BK	5.380	11/22/24	5.380	50,000	121	904,138.89	5.455
	YCD	RABOBANK	5.430	11/22/24	5.430	50,000	158	1,191,583.33	5.505
	YCD	RABOBANK	5.430	11/22/24	5.430	50,000	158	1,191,583.33	5.505
	YCD	ANZ	5.290	11/22/24	5.290	50,000	185	1,359,236.11	5.363
	YCD	ANZ	5.290	11/22/24	5.290	50,000	185	1,359,236.11	5.363
11/22/24	PURCHASES								
	CD	US BANK	4.500	12/03/24	4.500	50,000			
	CD	US BANK	4.500	12/03/24	4.500	50,000			
	CP	MUFG BK		02/25/25	4.590	50,000			
	CP	MUFG BK		02/25/25	4.590	50,000			
	CP	BNP NY		05/02/25	4.550	50,000			
	CP	BNP NY		05/02/25	4.550	50,000			
	CP	BOFA		05/30/25	4.540	50,000			
	CP	BOFA		05/30/25	4.540	50,000			
	DN	FNMA		03/21/25	4.340	50,000			
	DN	FNMA		03/21/25	4.340	50,000			
	DN	FHLB		03/21/25	4.390	50,000			
	DN	FHLB		03/21/25	4.390	50,000			
	DN	FHLB		05/02/25	4.330	50,000			
	DN	FHLB		05/02/25	4.330	50,000			
	DN	FHLB		05/05/25	4.315	50,000			
	DN	FHLB		05/05/25	4.315	50,000			
	DN	FHLB		05/28/25	4.300	50,000			
	DN	FHLB		05/28/25	4.300	50,000			
	YCD	DNB	4.550	12/30/24	4.550	50,000			
	YCD	DNB	4.550	12/30/24	4.550	50,000			
	YCD	SVENSKA	4.550	02/25/25	4.550	50,000			
	YCD	SVENSKA	4.550	02/25/25	4.550	50,000			
11/25/24	REDEMPTIONS								
	CP	BNP NY		11/25/24	4.560	50,000	7	44,333.33	4.627
	CP	BNP NY		11/25/24	4.560	50,000	7	44,333.33	4.627
	CP	CR AG NY		11/25/24	4.730	50,000	53	348,180.56	4.829
	CP	CR AG NY		11/25/24	4.730	50,000	53	348,180.56	4.829
	CP	APPLE		11/25/24	4.660	50,000	54	349,500.00	4.758
	CP	APPLE		11/25/24	4.660	50,000	54	349,500.00	4.758
	CP	SHEFFIELD		11/25/24	5.180	50,000	115	827,361.11	5.340
	CP	SHEFFIELD		11/25/24	5.180	50,000	115	827,361.11	5.340
	CP	GOTHAM		11/25/24	5.260	50,000	123	898,583.33	5.431
	CP	BOFA		11/25/24	5.170	50,000	269	1,931,569.44	5.452
	CP	BOFA		11/25/24	5.170	50,000	269	1,931,569.44	5.452
	DN	FHLB		11/25/24	5.120	50,000	145	1,031,111.11	5.300
	DN	FHLB		11/25/24	5.120	50,000	145	1,031,111.11	5.300

INVESTMENT TRANSACTIONS

<u>DATE</u>	<u>TYPE</u>	<u>a/</u> <u>DESCRIPTION</u>	<u>CPN (%)</u>	<u>MATURITY</u> <u>DATE</u>	<u>b/</u> <u>TRANS</u> <u>YIELD (%)</u>	<u>d/</u> <u>PAR (\$)</u> <u>(000)</u>	<u>DAYS</u> <u>HELD</u>	<u>AMOUNT</u> <u>EARNED (\$)</u>	<u>EFFECTIVE</u> <u>YIELD (%)</u>
11/25/24	REDEMPTIONS (Continued)								
	DN	FHLB		11/25/24	5.125	50,000	158	1,124,652.78	5.316
	DN	FHLB		11/25/24	5.125	50,000	158	1,124,652.78	5.316
	DN	IBRD		11/25/24	5.120	50,000	171	1,216,000.00	5.321
	DN	IBRD		11/25/24	5.120	50,000	171	1,216,000.00	5.321
	DN	FHLB		11/25/24	5.115	50,000	172	1,221,916.67	5.316
	DN	FHLB		11/25/24	5.115	50,000	172	1,221,916.67	5.316
	DN	FHLB		11/25/24	5.055	50,000	206	1,446,291.67	5.278
	DN	FHLB		11/25/24	5.055	50,000	206	1,446,291.67	5.278
	DN	FHLB		11/25/24	5.055	50,000	206	1,446,291.67	5.278
	YCD	CIBC	4.580	11/25/24	4.580	50,000	7	44,527.78	4.644
	YCD	CIBC	4.580	11/25/24	4.580	50,000	7	44,527.78	4.644
	YCD	MUFG BK	4.690	11/25/24	4.690	50,000	35	227,986.11	4.755
	YCD	MUFG BK	4.690	11/25/24	4.690	50,000	35	227,986.11	4.755
	YCD	NORINCHUK	4.830	11/25/24	4.830	50,000	54	362,250.00	4.897
	YCD	NORINCHUK	4.830	11/25/24	4.830	50,000	54	362,250.00	4.897
	YCD	KBC	4.780	11/25/24	4.780	50,000	63	418,250.00	4.846
	YCD	KBC	4.780	11/25/24	4.780	50,000	63	418,250.00	4.846
	YCD	DNB	5.280	11/25/24	5.280	50,000	122	894,666.67	5.353
	YCD	DNB	5.280	11/25/24	5.280	50,000	122	894,666.67	5.353
11/25/24	PURCHASES								
	CP	SHEFFIELD		03/24/25	4.590	50,000			
	CP	SHEFFIELD		03/24/25	4.590	50,000			
	TR	BILL		03/11/25	4.380	50,000			
	TR	BILL		03/11/25	4.380	50,000			
	TR	BILL		03/11/25	4.385	50,000			
	TR	BILL		03/11/25	4.385	50,000			
	TR	BILL		03/11/25	4.385	50,000			
	YCD	CIBC	4.580	12/03/24	4.580	50,000			
	YCD	CIBC	4.580	12/03/24	4.580	50,000			
	YCD	SUMI TRUST	4.550	12/04/24	4.550	50,000			
	YCD	SUMI TRUST	4.550	12/04/24	4.550	50,000			
	YCD	MUFG BK	4.510	12/09/24	4.510	50,000			
	YCD	MUFG BK	4.510	12/09/24	4.510	50,000			
11/26/24	REDEMPTIONS								
	DEB	FHLB	0.465	11/26/24	0.465	50,000	1,280	813,750.00	0.464
	DEB	FHLB	0.465	11/26/24	0.465	50,000	1,280	813,750.00	0.464

INVESTMENT TRANSACTIONS

<u>DATE</u>	<u>TYPE</u>	<u>a/</u> <u>DESCRIPTION</u>	<u>CPN (%)</u>	<u>MATURITY</u> <u>DATE</u>	<u>b/</u> <u>TRANS</u> <u>YIELD (%)</u>	<u>d/</u> <u>PAR (\$)</u> <u>(000)</u>	<u>DAYS</u> <u>HELD</u>	<u>AMOUNT</u> <u>EARNED (\$)</u>	<u>EFFECTIVE</u> <u>YIELD (%)</u>
11/26/24	PURCHASES								
	CD	US BANK	4.500	12/12/24	4.500	50,000			
	CD	US BANK	4.500	12/12/24	4.500	50,000			
	CP	DISNEY		02/14/25	4.650	50,000			
	CP	MIZUHO NY		03/10/25	4.560	50,000			
	CP	MIZUHO NY		03/10/25	4.560	50,000			
	CP	CGMI		05/15/25	4.530	50,000			
	CP	CGMI		05/15/25	4.530	50,000			
	CP	TOYOTA		07/01/25	4.500	50,000			
	CP	TOYOTA		07/01/25	4.500	50,000			
	DEB CL	FNMA	5.000	11/26/29	5.000	50,000			
	DEB CL	FNMA	5.000	11/26/29	5.000	50,000			
	DEB CL	FNMA	5.000	11/26/29	5.000	50,000			
	DN	IBRD		01/29/25	4.430	50,000			
	DN	IBRD		01/29/25	4.430	50,000			
	DN	IBRD		02/25/25	4.410	50,000			
	DN	IBRD		02/25/25	4.410	50,000			
	DN	IBRD		03/03/25	4.410	50,000			
	DN	IBRD		03/03/25	4.410	50,000			
	DN	FHLB		03/28/25	4.365	50,000			
	DN	FHLB		03/28/25	4.365	50,000			
	DN	FFCB		05/02/25	4.270	50,000			
	DN	FFCB		05/02/25	4.270	50,000			
	DN	FFCB		05/02/25	4.270	50,000			
	TR	BILL		03/11/25	4.390	50,000			
	TR	BILL		03/11/25	4.390	50,000			
	TR	BILL		03/11/25	4.390	50,000			
	TR	BILL		03/11/25	4.390	50,000			
	TR	BILL		03/11/25	4.390	50,000			
	TR	BILL		03/11/25	4.390	50,000			
	TR	BILL		05/01/25	4.335	50,000			
	TR	BILL		05/01/25	4.335	50,000			
	TR	BILL		05/15/25	4.338	50,000			
	TR	BILL		05/15/25	4.338	50,000			
	TR	BILL		05/15/25	4.338	50,000			
	YCD	KBC	4.600	02/25/25	4.600	50,000			
	YCD	KBC	4.600	02/25/25	4.600	50,000			
	YCD	CIC	4.610	05/30/25	4.610	50,000			
	YCD	CIC	4.610	05/30/25	4.610	50,000			

INVESTMENT TRANSACTIONS

<u>DATE</u>	<u>TYPE</u>	<u>a/</u> <u>DESCRIPTION</u>	<u>CPN (%)</u>	<u>MATURITY</u> <u>DATE</u>	<u>b/</u> <u>TRANS</u> <u>YIELD (%)</u>	<u>d/</u> <u>PAR (\$)</u> <u>(000)</u>	<u>DAYS</u> <u>HELD</u>	<u>AMOUNT</u> <u>EARNED (\$)</u>	<u>EFFECTIVE</u> <u>YIELD (%)</u>
11/27/24	REDEMPTIONS								
	CD	BMO BANK	5.500	11/27/24	5.500	50,000	203	1,550,694.44	5.576
	CD	BMO BANK	5.500	11/27/24	5.500	50,000	203	1,550,694.44	5.576
	CP	ATLANTIC		11/27/24	5.350	50,000	160	1,188,888.89	5.556
	CP	ATLANTIC		11/27/24	5.350	50,000	160	1,188,888.89	5.556
	CP	PACLIFE STF		11/27/24	5.320	50,000	170	1,256,111.11	5.533
	CP	TOYOTA		11/27/24	5.300	50,000	198	1,457,500.00	5.535
	CP	TOYOTA		11/27/24	5.300	50,000	198	1,457,500.00	5.535
	CP	BOFA		11/27/24	5.340	50,000	203	1,505,583.33	5.582
	CP	BOFA		11/27/24	5.340	50,000	203	1,505,583.33	5.582
	CP	LIBERTY		11/27/24	5.350	50,000	203	1,508,402.78	5.593
	DEB	FHLB	5.320	11/27/24	5.320	50,000	190	1,374,333.33	5.280
	DEB	FHLB	5.320	11/27/24	5.320	50,000	190	1,374,333.33	5.280
	DN	IBRD		11/27/24	5.060	50,000	125	878,472.22	5.222
	DN	IBRD		11/27/24	5.060	50,000	125	878,472.22	5.222
	DN	FHLB		11/27/24	5.100	50,000	145	1,027,083.33	5.279
	DN	FHLB		11/27/24	5.100	50,000	145	1,027,083.33	5.279
	DN	FHLB		11/27/24	5.120	50,000	159	1,130,666.67	5.311
	DN	FHLB		11/27/24	5.120	50,000	159	1,130,666.67	5.311
	DN	FHLMC		11/27/24	5.100	50,000	162	1,147,500.00	5.292
	DN	FHLMC		11/27/24	5.100	50,000	162	1,147,500.00	5.292
	DN	FNMA		11/27/24	5.080	50,000	166	1,171,222.22	5.274
	DN	FNMA		11/27/24	5.080	50,000	166	1,171,222.22	5.274
	DN	IBRD		11/27/24	5.120	50,000	175	1,244,444.44	5.324
	DN	IBRD		11/27/24	5.120	50,000	175	1,244,444.44	5.324
	DN	IBRD		11/27/24	5.100	50,000	177	1,253,750.00	5.304
	DN	IBRD		11/27/24	5.100	50,000	177	1,253,750.00	5.304
	DN	IBRD		11/27/24	5.150	50,000	182	1,301,805.56	5.361
	DN	IBRD		11/27/24	5.150	50,000	182	1,301,805.56	5.361
	DN	IBRD		11/27/24	5.150	50,000	183	1,308,958.33	5.362
	DN	IBRD		11/27/24	5.150	50,000	183	1,308,958.33	5.362
	DN	IBRD		11/27/24	5.150	50,000	183	1,308,958.33	5.362
	DN	FFCB		11/27/24	5.130	50,000	188	1,339,500.00	5.344
	DN	FFCB		11/27/24	5.130	50,000	188	1,339,500.00	5.344
	DN	IBRD		11/27/24	5.150	50,000	188	1,344,722.22	5.366
	DN	IBRD		11/27/24	5.150	50,000	188	1,344,722.22	5.366
	DN	FHLMC		11/27/24	5.060	50,000	190	1,335,277.78	5.271
	DN	FHLMC		11/27/24	5.060	50,000	190	1,335,277.78	5.271
	DN	FHLMC		11/27/24	5.060	50,000	190	1,335,277.78	5.271
	DN	FFCB		11/27/24	5.040	50,000	195	1,365,000.00	5.253
	DN	FFCB		11/27/24	5.040	50,000	195	1,365,000.00	5.253
	DN	FNMA		11/27/24	5.045	50,000	195	1,366,354.17	5.259
	DN	FNMA		11/27/24	5.045	50,000	195	1,366,354.17	5.259
	DN	FHLB		11/27/24	5.095	50,000	195	1,379,895.83	5.312
	DN	FHLB		11/27/24	5.095	50,000	195	1,379,895.83	5.312
	DN	FNMA		11/27/24	5.050	50,000	196	1,374,722.22	5.265
	DN	FNMA		11/27/24	5.050	50,000	196	1,374,722.22	5.265

INVESTMENT TRANSACTIONS

<u>DATE</u>	<u>TYPE</u>	<u>a/</u> <u>DESCRIPTION</u>	<u>CPN (%)</u>	<u>MATURITY</u> <u>DATE</u>	<u>b/</u> <u>TRANS</u> <u>YIELD (%)</u>	<u>d/</u> <u>PAR (\$)</u> <u>(000)</u>	<u>DAYS</u> <u>HELD</u>	<u>AMOUNT</u> <u>EARNED (\$)</u>	<u>EFFECTIVE</u> <u>YIELD (%)</u>
11/27/24	REDEMPTIONS (Continued)								
	DN	FHLB		11/27/24	5.080	50,000	196	1,382,888.89	5.297
	DN	FHLB		11/27/24	5.080	50,000	196	1,382,888.89	5.297
	DN	FHLB		11/27/24	5.090	50,000	196	1,385,611.11	5.308
	DN	FHLB		11/27/24	5.090	50,000	196	1,385,611.11	5.308
	DN	FHLB		11/27/24	5.090	50,000	196	1,385,611.11	5.308
	DN	FHLB		11/27/24	5.090	50,000	196	1,385,611.11	5.308
	DN	FHLB		11/27/24	5.090	50,000	196	1,385,611.11	5.308
	DN	FFCB		11/27/24	5.040	50,000	197	1,379,000.00	5.255
	DN	FFCB		11/27/24	5.040	50,000	197	1,379,000.00	5.255
	DN	FFCB		11/27/24	5.040	50,000	201	1,407,000.00	5.258
	DN	FFCB		11/27/24	5.040	50,000	201	1,407,000.00	5.258
	DN	FHLB		11/27/24	5.080	50,000	201	1,418,166.67	5.301
	DN	FHLB		11/27/24	5.080	50,000	201	1,418,166.67	5.301
	DN	FHLB		11/27/24	5.080	50,000	203	1,432,277.78	5.302
	DN	FHLB		11/27/24	5.080	50,000	203	1,432,277.78	5.302
	DN	FHLB		11/27/24	5.080	50,000	204	1,439,333.33	5.303
	DN	FHLB		11/27/24	5.080	50,000	204	1,439,333.33	5.303
	YCD	SWEDBANK	5.360	11/27/24	5.360	50,000	134	997,555.56	5.434
	YCD	SWEDBANK	5.360	11/27/24	5.360	50,000	134	997,555.56	5.434
	YCD	NORDEA ABP	5.390	11/27/24	5.390	50,000	174	1,302,583.33	5.465
	YCD	NORDEA ABP	5.390	11/27/24	5.390	50,000	174	1,302,583.33	5.465
	YCD	CIC	5.440	11/27/24	5.440	50,000	196	1,480,888.89	5.516
	YCD	CIC	5.440	11/27/24	5.440	50,000	196	1,480,888.89	5.516
	YCD	SOC GEN	5.470	11/27/24	5.470	50,000	196	1,489,055.56	5.546
	YCD	SOC GEN	5.470	11/27/24	5.470	50,000	196	1,489,055.56	5.546
	YCD	TORONTO	5.480	11/27/24	5.480	50,000	198	1,507,000.00	5.556
	YCD	TORONTO	5.480	11/27/24	5.480	50,000	198	1,507,000.00	5.556
	YCD	CIBC	5.440	11/27/24	5.440	50,000	201	1,541,333.33	5.516
	YCD	CIBC	5.440	11/27/24	5.440	50,000	201	1,541,333.33	5.516
	YCD	BNP	5.470	11/27/24	5.470	50,000	201	1,527,041.67	5.546
	YCD	BNP	5.470	11/27/24	5.470	50,000	201	1,527,041.67	5.546
	YCD	NATIXIS	5.480	11/27/24	5.480	50,000	203	1,545,055.56	5.556
	YCD	NATIXIS	5.480	11/27/24	5.480	50,000	203	1,545,055.56	5.556
11/27/24	NO PURCHASES								
11/30/24	REDEMPTIONS								
	TR	NOTE	4.500	11/30/24	4.821	50,000	645	4,239,890.96	4.838
	TR	NOTE	4.500	11/30/24	4.821	50,000	645	4,239,890.96	4.838
	TR	NOTE	4.500	11/30/24	4.821	50,000	645	4,239,890.96	4.838
	TR	NOTE	4.500	11/30/24	4.821	50,000	645	4,239,890.96	4.838
	TR	NOTE	4.500	11/30/24	4.821	50,000	645	4,239,890.96	4.838
	TR	NOTE	4.500	11/30/24	4.821	50,000	645	4,239,890.96	4.838
	TR	NOTE	2.125	11/30/24	3.770	50,000	808	4,079,000.17	3.828
	TR	NOTE	2.125	11/30/24	3.770	50,000	808	4,079,000.17	3.828
	TR	NOTE	2.125	11/30/24	3.770	50,000	808	4,079,000.17	3.828

INVESTMENT TRANSACTIONS

<u>DATE</u>	<u>TYPE</u>	<u>a/</u> <u>DESCRIPTION</u>	<u>CPN (%)</u>	<u>MATURITY</u> <u>DATE</u>	<u>b/</u> <u>TRANS</u> <u>YIELD (%)</u>	<u>d/</u> <u>PAR (\$)</u> <u>(000)</u>	<u>DAYS</u> <u>HELD</u>	<u>AMOUNT</u> <u>EARNED (\$)</u>	<u>EFFECTIVE</u> <u>YIELD (%)</u>
11/30/24	REDEMPTIONS (Continued)								
	TR	NOTE	2.125	11/30/24	3.464	50,000	814	3,789,777.57	3.498
	TR	NOTE	2.125	11/30/24	3.464	50,000	814	3,789,777.57	3.498
	TR	NOTE	2.125	11/30/24	3.464	50,000	814	3,789,777.57	3.498
	TR	NOTE	1.500	11/30/24	0.964	50,000	1,066	1,418,655.56	0.959
	TR	NOTE	1.500	11/30/24	0.964	50,000	1,066	1,418,655.56	0.959
	TR	NOTE	1.500	11/30/24	0.964	50,000	1,066	1,418,655.56	0.959
	TR	NOTE	1.500	11/30/24	0.512	50,000	1,311	937,027.82	0.505
	TR	NOTE	1.500	11/30/24	0.512	50,000	1,311	937,027.82	0.505
	TR	NOTE	1.500	11/30/24	0.488	50,000	1,325	903,373.97	0.482
	TR	NOTE	1.500	11/30/24	0.488	50,000	1,325	903,373.97	0.482
	TR	NOTE	1.500	11/30/24	0.488	50,000	1,325	903,373.97	0.482
	TR	NOTE	1.500	11/30/24	0.488	50,000	1,325	903,373.97	0.482
	TR	NOTE	1.500	11/30/24	0.488	50,000	1,325	903,373.97	0.482
	TR	NOTE	1.500	11/30/24	0.488	50,000	1,325	903,373.97	0.482

FOOTNOTES

<u>a/</u>	The abbreviations indicate the type of security purchased, sold, or redeemed:
BA	Bankers Acceptances
BN	Bank Notes
CB	Corporate Bonds
CB CL	Callable Corporate Bonds
CB FR	Floating Rate Corporate Bonds
CD	Negotiable Certificates of Deposit
CD FR	Floating Rate Negotiable Certificates of Deposit
CP	Commercial Paper
DEB	Federal/Supranational Agency Debentures – Federal Home Loan Bank (FHLB), Federal Home Loan Mortgage Corporation (FHLMC), Federal National Mortgage Association (FNMA), Federal Farm Credit Bank (FFCB), Federal Land Banks (FLB), Federal Intermediate Credit Banks (FICB), Federal Agricultural Mortgage Corporation (FAMC), Central Bank for Cooperatives (CBC), Tennessee Valley Authority (TVA), Commodity Credit Corporation (CCC), International Bank for Reconstruction and Development (IBRD), Inter-American Development Bank (IADB), International Finance Corporation (IFC), Government Development Bank for Puerto Rico (DBPR), European Bank for Reconstruction and Development (EBRD), European Investment Bank (EIB).
DEB CL	Federal/Supranational Agency Callable Debentures – FHLB, FHLMC, FNMA, FFCB, FLB, FICB, FAMC, CBC, TVA, CCC, IBRD, IADB, IFC, DBPR, EBRD, EIB, DBPR, EBRD, EIB.
DEB FR	Federal/Supranational Agency Floating Rate Debentures – FHLB, FHLMC, FNMA, FFCB, FLB, FICB, FAMC, CBC, TVA, CCC, IBRD, IADB, IFC, DBPR, EBRD, EIB.
DN	Federal/Supranational Agency Discount Notes- FHLB, FHLMC, FNMA, FFCB, FLB, FICB, FAMC, CBC, TVA, CCC, IBRD, IADB, IFC, DBPR, EBRD, EIB.
PC	Federal Agency Mortgage-backed Pass-through Certificates – FHLMC, FNMA, Government National Mortgage Investment Conduit (GNMA)
SBA FR	Floating Rate Small Business Administration (SBA) Loan Pools
REMIC	Federal Agency Real Estate Mortgage Investment Conduits – FHLMC, FNMA
TR	U.S. Treasury Bills, Notes
YCD	Negotiable Yankee Certificates of Deposit
YCD FR	Floating Rate Negotiable Yankee Certificates of Deposit
<u>b/</u>	Industry standard purchase yield calculation
<u>c/</u>	Repurchase Agreement
<u>d/</u>	Par amount of securities purchased, sold or redeemed
<u>e/</u>	Securities were purchased and sold as of the same date
<u>f/</u>	Repurchase Agreement against Reverse Repurchase Agreement
<u>g/</u>	Outright purchase against Reverse Repurchase Agreement
<u>h/</u>	Security “SWAP” transactions
<u>i/</u>	Buy back agreement
RRP	Termination of Reverse Repurchase Agreement
RRS	Reverse Repurchase Agreement

TIME DEPOSITS

FINANCIAL INSTITUTION	DEPOSIT DATE	YIELD (%)	PAR AMOUNT (\$)	MATURITY DATE
ALHAMBRA				
New Omni Bank, N.A.	09/13/24	4.880	30,000,000.00	12/13/24
New Omni Bank, N.A.	10/10/24	4.280	9,000,000.00	04/10/25
BREA				
American First Credit Union	06/14/24	5.190	23,000,000.00	12/13/24
American First Credit Union	09/04/24	4.740	27,000,000.00	03/05/25
CHICO				
Tri Counties Bank	09/04/24	5.030	50,000,000.00	12/04/24
Tri Counties Bank	07/26/24	5.020	50,000,000.00	01/24/25
DOWNEY				
Financial Partners Credit Union	07/03/24	5.180	10,000,000.00	01/02/25
Financial Partners Credit Union	07/25/24	5.050	20,000,000.00	01/23/25
EL CENTRO				
Community Valley Bank	07/05/24	5.130	8,000,000.00	01/03/25
EL MONTE				
Cathay Bank	08/15/24	4.800	50,000,000.00	02/13/25
Cathay Bank	09/12/24	4.550	25,000,000.00	03/13/25
Cathay Bank	11/07/24	4.320	125,000,000.00	05/08/25
Cathay Bank	11/20/24	4.360	100,000,000.00	05/21/25
FRESNO				
FFB (FKA Fresno First Bank)	10/03/24	4.200	2,000,000.00	04/03/25
FOLSOM				
Safe Credit Union	05/29/24	5.220	1,000,000.00	12/04/24
GARDEN GROVE				
US Metro Bank	06/05/24	5.210	10,000,000.00	12/04/24
US Metro Bank	06/06/24	5.200	20,000,000.00	12/05/24
US Metro Bank	07/17/24	5.040	20,000,000.00	01/15/25
US Metro Bank	11/15/24	4.340	5,000,000.00	05/16/25
HUNTINGTON BEACH				
Nuvision Federal Credit Union	10/03/24	4.270	25,000,000.00	04/03/25

TIME DEPOSITS

<u>FINANCIAL INSTITUTION</u>	<u>DEPOSIT</u>		<u>PAR</u>	<u>MATURITY</u>
	<u>DATE</u>	<u>YIELD (%)</u>	<u>AMOUNT (\$)</u>	<u>DATE</u>
IRVINE				
CommerceWest Bank	09/04/24	5.020	12,000,000.00	12/04/24
CommerceWest Bank	10/03/24	4.540	30,000,000.00	01/09/25
CommerceWest Bank	10/18/24	4.550	5,000,000.00	01/17/25
CommerceWest Bank	11/07/24	4.480	15,000,000.00	02/06/25
CommerceWest Bank	09/04/24	4.720	13,000,000.00	03/05/25
Commercial Bank of California	07/05/24	5.160	1,000,000.00	01/03/25
Pacific Premier Bank	05/30/24	5.220	25,000,000.00	12/05/24
Pacific Premier Bank	06/06/24	5.190	50,000,000.00	12/05/24
Pacific Premier Bank	06/07/24	5.190	50,000,000.00	12/06/24
Pacific Premier Bank	07/05/24	5.150	50,000,000.00	01/03/25
LODI				
Farmers & Merchants Bank of Central CA	10/02/24	4.510	3,000,000.00	01/08/25
LOS ANGELES				
Bank of Hope	05/31/24	5.240	75,000,000.00	12/06/24
Bank of Hope	07/03/24	5.180	135,000,000.00	12/13/24
Bank of Hope	11/13/24	4.480	90,000,000.00	02/12/25
Commonwealth Business Bank	09/05/24	5.000	12,000,000.00	12/05/24
Commonwealth Business Bank	09/06/24	4.980	13,000,000.00	12/06/24
Commonwealth Business Bank	10/31/24	4.350	5,000,000.00	05/01/25
CTBC Bank Corp. (USA)	09/13/24	4.920	40,000,000.00	12/13/24
CTBC Bank Corp. (USA)	10/10/24	4.580	50,000,000.00	01/09/25
CTBC Bank Corp. (USA)	11/14/24	4.470	50,000,000.00	02/13/25
CTBC Bank Corp. (USA)	11/15/24	4.450	60,000,000.00	02/14/25
Hanmi Bank	06/13/24	5.220	30,000,000.00	12/12/24
Hanmi Bank	07/10/24	5.140	20,000,000.00	01/08/25
Hanmi Bank	08/09/24	4.830	15,000,000.00	02/07/25
Hanmi Bank	09/12/24	4.560	25,000,000.00	03/13/25
Hanmi Bank	11/07/24	4.330	30,000,000.00	05/08/25
Open Bank	06/05/24	5.210	20,000,000.00	12/04/24
Open Bank	07/05/24	5.160	14,000,000.00	01/03/25
Open Bank	07/31/24	4.990	26,000,000.00	01/29/25
Open Bank	10/04/24	4.280	30,000,000.00	04/04/25
PCB Bank (FKA Pacific City Bank)	06/12/24	5.220	20,000,000.00	12/11/24
PCB Bank (FKA Pacific City Bank)	10/02/24	4.530	30,000,000.00	01/08/25
PCB Bank (FKA Pacific City Bank)	10/11/24	4.580	10,000,000.00	01/10/25
Preferred Bank	11/07/24	4.460	20,000,000.00	02/06/25
Preferred Bank	09/11/24	4.580	125,000,000.00	03/12/25
Royal Business Bank	09/13/24	4.610	15,000,000.00	03/14/25
Royal Business Bank	11/08/24	4.340	5,000,000.00	05/09/25
State Bank of India (California)	10/30/24	4.540	19,000,000.00	01/29/25
State Bank of India (California)	09/11/24	4.600	30,000,000.00	03/12/25
State Bank of India (California)	10/24/24	4.360	6,000,000.00	04/24/25

TIME DEPOSITS

FINANCIAL INSTITUTION	DEPOSIT DATE	YIELD (%)	PAR AMOUNT (\$)	MATURITY DATE
OAKLAND				
Beneficial State Bank	09/06/24	5.020	1,000,000.00	12/06/24
California Bank of Commerce	05/31/24	5.220	10,000,000.00	12/06/24
California Bank of Commerce	10/30/24	4.410	5,000,000.00	04/30/25
Metropolitan Bank	08/15/24	4.810	1,000,000.00	02/13/25
Metropolitan Bank	08/29/24	4.730	2,000,000.00	02/27/25
ONTARIO				
Citizens Business Bank	09/11/24	4.600	50,000,000.00	03/12/25
PALOS VERDES ESTATES				
Malaga Bank F.S.B.	07/05/24	5.130	5,000,000.00	01/03/25
Malaga Bank F.S.B.	07/12/24	5.110	46,000,000.00	01/10/25
PASADENA				
American Plus Bank, N.A.	07/05/24	5.110	10,000,000.00	01/03/25
American Plus Bank, N.A.	07/19/24	5.000	14,000,000.00	01/17/25
American Plus Bank, N.A.	07/26/24	4.970	6,000,000.00	01/24/25
American Plus Bank, N.A.	07/31/24	4.940	3,000,000.00	01/29/25
American Plus Bank, N.A.	08/14/24	4.810	8,000,000.00	02/12/25
American Plus Bank, N.A.	09/13/24	4.560	5,000,000.00	03/14/25
American Plus Bank, N.A.	11/07/24	4.280	4,000,000.00	05/08/25
East West Bank	07/05/24	5.150	50,000,000.00	01/03/25
East West Bank	07/10/24	5.130	175,000,000.00	01/08/25
East West Bank	07/26/24	5.010	75,000,000.00	01/24/25
Wescom Central Credit Union	09/06/24	5.030	20,000,000.00	12/06/24
Wescom Central Credit Union	09/11/24	4.990	50,000,000.00	12/11/24
Wescom Central Credit Union	10/10/24	4.610	50,000,000.00	01/09/25
Wescom Central Credit Union	10/11/24	4.610	25,000,000.00	01/10/25
PORTERVILLE				
Bank of The Sierra	10/24/24	4.360	10,000,000.00	04/24/25
REDDING				
Cornerstone Community Bank	08/09/24	4.820	8,500,000.00	02/07/25
Cornerstone Community Bank	10/16/24	4.340	9,000,000.00	04/16/25

TIME DEPOSITS

<u>FINANCIAL INSTITUTION</u>	<u>DEPOSIT</u>		<u>PAR</u>	<u>MATURITY</u>
	<u>DATE</u>	<u>YIELD (%)</u>	<u>AMOUNT (\$)</u>	<u>DATE</u>
REDWOOD CITY				
Provident Credit Union	06/05/24	5.210	20,000,000.00	12/04/24
Provident Credit Union	05/31/24	5.230	20,000,000.00	12/06/24
Provident Credit Union	09/12/24	4.920	40,000,000.00	12/12/24
Provident Credit Union	09/13/24	4.930	20,000,000.00	12/13/24
Provident Credit Union	07/11/24	5.140	20,000,000.00	01/09/25
Provident Credit Union	07/11/24	5.140	20,000,000.00	01/09/25
Provident Credit Union	11/07/24	4.490	20,000,000.00	02/06/25
Provident Credit Union	10/03/24	4.250	20,000,000.00	04/03/25
Provident Credit Union	10/31/24	4.380	50,000,000.00	05/01/25
Provident Credit Union	11/14/24	4.360	20,000,000.00	05/15/25
ROSEMEAD				
Pacific Alliance Bank	10/02/24	4.290	4,000,000.00	04/02/25
ROSEVILLE				
Five Star Bank	06/12/24	5.210	10,000,000.00	12/11/24
Five Star Bank	10/10/24	4.560	75,000,000.00	01/09/25
Five Star Bank	10/10/24	4.560	125,000,000.00	01/09/25
Five Star Bank	11/20/24	4.430	50,000,000.00	02/19/25
SACRAMENTO				
Golden 1 Credit Union	09/04/24	5.030	75,000,000.00	12/04/24
Golden 1 Credit Union	06/13/24	5.220	75,000,000.00	12/12/24
Golden 1 Credit Union	10/31/24	4.540	150,000,000.00	01/30/25
SAN DIEGO				
Axos Bank	06/06/24	5.170	100,000,000.00	12/05/24
Axos Bank	08/28/24	4.730	25,000,000.00	02/26/25
Axos Bank	09/11/24	4.580	100,000,000.00	03/12/25
Axos Bank	10/09/24	4.320	50,000,000.00	04/09/25
Axos Bank	10/16/24	4.320	25,000,000.00	04/16/25
California Coast Credit Union	07/17/24	5.030	50,000,000.00	01/15/25
California Coast Credit Union	08/14/24	4.850	1,000,000.00	02/12/25
Mission Federal Credit Union	07/05/24	5.150	50,000,000.00	01/03/25
Mission Federal Credit Union	07/17/24	5.030	50,000,000.00	01/15/25
Mission Federal Credit Union	07/31/24	4.980	50,000,000.00	01/29/25
SAN FRANCISCO				
Bank of San Francisco	09/06/24	4.650	10,000,000.00	03/07/25
Mission National Bank	10/02/24	4.530	15,000,000.00	01/08/25
Mission National Bank	07/18/24	5.040	5,000,000.00	01/16/25
Beacon Business Bank	10/24/24	4.560	1,000,000.00	01/23/25

TIME DEPOSITS

<u>FINANCIAL INSTITUTION</u>	<u>DEPOSIT</u>		<u>PAR</u>	<u>MATURITY</u>
	<u>DATE</u>	<u>YIELD (%)</u>	<u>AMOUNT (\$)</u>	<u>DATE</u>
SAN JOSE				
Meriwest Credit Union	07/11/24	5.150	10,000,000.00	01/09/25
Meriwest Credit Union	08/07/24	4.760	10,000,000.00	02/05/25
Technology Credit Union	10/31/24	4.550	50,000,000.00	01/30/25
Technology Credit Union	08/29/24	4.740	100,000,000.00	02/27/25
Technology Credit Union	10/04/24	4.290	100,000,000.00	04/04/25
Technology Credit Union	11/14/24	4.370	50,000,000.00	05/15/25
SANTA ANA				
Banc of California, N.A.	05/31/24	5.240	25,000,000.00	12/06/24
Banc of California, N.A.	07/11/24	5.150	75,000,000.00	01/09/25
Banc of California, N.A.	07/17/24	5.050	75,000,000.00	01/15/25
Banc of California, N.A.	07/18/24	5.050	125,000,000.00	01/16/25
SANTA BARBARA				
American Riviera Bank	06/13/24	5.220	5,000,000.00	12/12/24
SANTA ROSA				
Poppy Bank	05/29/24	5.230	50,000,000.00	12/04/24
Poppy Bank	07/18/24	5.040	70,000,000.00	01/16/25
Poppy Bank	08/15/24	4.810	30,000,000.00	02/13/25
Poppy Bank	09/04/24	4.730	72,000,000.00	03/05/25
Poppy Bank	09/06/24	4.670	23,000,000.00	03/07/25
Poppy Bank	10/09/24	4.360	50,000,000.00	04/09/25
SUN VALLEY				
Mission Valley Bank	10/30/24	4.540	10,000,000.00	01/29/25
TUSTIN				
SchoolsFirst Federal Credit Union	07/11/24	5.140	50,000,000.00	01/09/25
SchoolsFirst Federal Credit Union	10/30/24	4.400	50,000,000.00	04/30/25
VACAVILLE				
Travis Credit Union	11/07/24	4.490	50,000,000.00	02/06/25
Travis Credit Union	09/06/24	4.660	100,000,000.00	03/07/25
Travis Credit Union	10/10/24	4.330	50,000,000.00	04/10/25
Travis Credit Union	11/13/24	4.340	25,000,000.00	05/14/25
WALNUT CREEK				
Mechanics Bank	11/21/24	4.460	1,000,000.00	02/20/25

TIME DEPOSITS

<u>FINANCIAL INSTITUTION</u>	<u>DEPOSIT DATE</u>	<u>YIELD (%)</u>	<u>PAR AMOUNT (\$)</u>	<u>MATURITY DATE</u>
WATSONVILLE				
Santa Cruz County Bank	07/05/24	5.130	10,000,000.00	01/03/25
Santa Cruz County Bank	11/07/24	4.460	10,000,000.00	02/06/25
TOTAL TIME DEPOSITS NOVEMBER 2024			5,148,500,000.00	

BANK DEMAND DEPOSITS
NOVEMBER 2024
 (\$ in thousands)

DAILY BALANCES

<u>DAY OF MONTH</u>		<u>BANK BALANCES</u>		<u>INTEREST BEARING BANK BALANCES</u>		<u>WARRANTS OUTSTANDING</u>
1	\$	185,316	\$	1,470,000	\$	5,869,989
2		185,316		1,470,000		5,869,989
3		185,316		1,470,000		5,869,989
4		207,123		1,395,000		5,555,052
5		195,213		1,375,000		5,098,332
6		184,650		1,350,000		4,981,216
7		188,553		1,405,000		5,654,108
8		212,799		1,235,000		5,153,837
9		212,799		1,235,000		5,153,837
10		212,799		1,235,000		5,153,837
11		212,799		1,235,000		5,153,837
12		162,353		1,120,000		4,849,673
13		156,458		1,170,000		4,735,979
14		196,295		1,460,000		4,418,572
15		179,065		1,340,000		4,614,226
16		179,065		1,340,000		4,614,332
17		179,065		1,340,000		4,614,332
18		219,172		1,415,000		4,538,722
19		255,454		1,445,000		4,802,011
20		152,225		1,445,000		5,042,475
21		151,089		1,460,000		4,863,212
22		187,281		1,495,000		4,968,197
23		187,281		1,495,000		4,968,197
24		187,281		1,495,000		4,968,197
25		232,768		1,510,000		4,706,504
26		208,989		790,000		5,003,215
27		171,040		705,000		4,714,158
28		171,040		705,000		4,714,158
29		190,713		1,965,000		4,714,215
30		190,713		1,965,000		4,714,745

AVERAGE DOLLAR DAYS \$191,334 ^{a/} \$1,351,167 ^{b/}

a/ The prescribed bank balance for November was \$193,746. This consisted of \$117,287 in compensating balances for services, balances for uncollected funds of \$76,924 and a deduction of \$465 for November delayed deposit credit.

b/ Represents the average bank balance in the Interest Bearing Demand Accounts.

**DESIGNATION BY POOLED MONEY INVESTMENT BOARD
 OF TREASURY POOLED MONEY INVESTMENTS AND DEPOSITS**

1905

In accordance with sections 16480 through 16480.8 of the Government Code (GC), the Pooled Money Investment Board, at its meeting on November 20, 2024, has determined and designated the amount of money available for deposit and investment as of November 13, 2024, under said sections. In accordance with sections 16480.1 and 16480.2 of the GC, it is the intent that the money available for deposit or investment be deposited in bank accounts and savings and loan associations or invested in securities in such a manner so as to realize the maximum return consistent with safe and prudent treasury management, and the Board does hereby designate the amount of money available for deposit in bank accounts, savings and loan associations, and for investment in securities and the type of such deposits and investments as follows:

1. In accordance with Treasurer's Office policy, for deposit in demand bank accounts as:

a. Compensating Balance for Services 117,000,000

The active noninterest-bearing bank accounts designation constitutes a calendar month average balance. For purposes of computing the compensating balances, the Treasurer shall exclude from the daily balances any amounts contained therein as a result of nondelivery of securities purchased for "cash" for the Pooled Money Investment Account and shall adjust for any deposits not credited by the bank as of the date of deposit. The balances in such accounts may fall below the above amount provided that the balances computed by dividing the sum of daily balances of that calendar month by the number of days in the calendar month reasonably approximates that amount. The balances may exceed this amount during heavy collection periods or in anticipation of large impending warrant presentations to the Treasury, but the balances are to be maintained in such a manner as to realize the maximum return consistent with safe and prudent treasury management.

b. Interest Bearing Accounts for Cash Flow Variability: \$ 1,500,000,000

JP Morgan Chase Bank	\$ 500,000,000
BMO Bank, N.A.	\$ 500,000,000
US Bank	\$ 500,000,000

The interest bearing bank account designation represents targeted balances to be averaged over one month's period to smooth cash flow variability. The balances may fluctuate above and below these amounts as needed to manage cash flow variances and to meet daily liquidity needs. Interest earnings for these accounts will be calculated according to the terms of the agreement between the Treasurer's Office and the account's depository bank, paid monthly and recorded as a deposit into the state's main demand deposit account, and allocated quarterly by the State Controller's Office as directed by GC 16475 and GC 16480.6.

2. In accordance with law, for investment in securities authorized by section 16430, GC, or in term interest-bearing deposits in banks and savings and loan associations as follows:

	From	To	Transactions	In Securities (GC section 16430)	Time Deposits in Various Financial Institutions (GC sections 16503a and 16602)	Estimated Total
(1)	11/18/2024	11/22/2024	\$ (1,376,800,000)	\$ (13,779,937,000)	\$ 5,218,500,000	\$ (8,561,437,000)
(2)	11/25/2024	11/29/2024	\$ (6,714,700,000)	\$ (20,494,637,000)	\$ 5,218,500,000	\$ (15,276,137,000)
(3)	12/2/2024	12/6/2024	\$ 1,532,000,000	\$ (18,962,637,000)	\$ 5,218,500,000	\$ (13,744,137,000)
(4)	12/9/2024	12/13/2024	\$ (400,100,000)	\$ (19,362,737,000)	\$ 5,218,500,000	\$ (14,144,237,000)
(5)	12/16/2024	12/20/2024	\$ 483,100,000	\$ (18,879,637,000)	\$ 5,218,500,000	\$ (13,661,137,000)

From any of the amounts specifically designated above, not more than 30 percent in the aggregate may be invested in prime commercial paper under section 16430(e), GC.

Additional amounts available in treasury trust account and in the Treasury from time to time, in excess of the amounts and for the same types of investments as specifically designated above.

Provided, that the availability of the amounts shown under paragraph 2 is subject to reduction in the amount by which the bank accounts under paragraph 1 would otherwise be reduced below the calendar month average balance 117,000,000.

Dated: November 20, 2024

POOLED MONEY INVESTMENT BOARD:

Signatures on file at STO

Chair

Member

Member

**LOS ANGELES COUNTY TREASURER
PENDING TRANSACTIONS DETAIL REPORT
AS OF DECEMBER 31, 2024
ATTACHMENT XVIII**

There were no Pending Transactions.