



**COUNTY OF LOS ANGELES
TREASURER AND TAX COLLECTOR**

Kenneth Hahn Hall of Administration
500 West Temple Street, Room 437
Los Angeles, California 90012
Telephone: (213) 974-2101 Fax: (213) 626-1812
ttc.lacounty.gov and propertytax.lacounty.gov

ELIZABETH BUENROSTRO GINSBERG
TREASURER AND TAX COLLECTOR

Board of Supervisors

HILDA L. SOLIS
First District

HOLLY J. MITCHELL
Second District

LINDSEY P. HORVATH
Third District

JANICE HAHN
Fourth District

KATHRYN BARGER
Fifth District

December 31, 2024

TO: Supervisor Kathryn Barger, Chair
Supervisor Hilda L. Solis
Supervisor Holly J. Mitchell
Supervisor Janice Hahn
Supervisor Lindsey P. Horvath

FROM: Elizabeth Buenrostro Ginsberg
Treasurer and Tax Collector

SUBJECT: **REPORT OF INVESTMENTS FOR THE MONTH OF NOVEMBER 2024**

The Report of Investments for the month of November 2024 has been compiled pursuant to the California Government Code and the Treasurer and Tax Collector's (TTC) Investment Policy.

All investments made during the month of November 2024 were in accordance with the California Government Code and conform to the TTC's Investment Policy.

The attached Schedules A and B summarize important Treasury Pool information. You will find the complete monthly Report of Investments at the following link:

<https://ttc.lacounty.gov/monthly-reports/>

Should you have any questions, please contact me directly or your staff may contact Ms. Damia J. Johnson, Assistant Treasurer and Tax Collector, of my staff at (213) 974-2139 or djohnson@ttc.lacounty.gov.

EBG:DJJ:JK:mn

Attachments

c: Chief Executive Officer
Executive Officer, Board of Supervisors
Auditor-Controller
County Counsel

TREASURER AND TAX COLLECTOR
REPORT OF INVESTMENTS FOR NOVEMBER 2024

Detailed information regarding the pooled and specific portfolios, related earnings, and data required to be disclosed pursuant to statute is shown in the following report attachments.

GENERAL PORTFOLIO SCHEDULES

- A - Portfolio Profiles
- A1 - Credit Quality Distribution and Concentration of Credit Risk
- B - Pooled Surplus Earnings Report
- C - Summary Report of Treasurer's Depository Accounts
- D - Treasurer's Activity and Cash Availability for the Next Six-Month Period
- E - Treasurer's Investment Strategy

ATTACHMENTS

- I. Definitions of Securities
 - Detailed descriptions of the major security types invested in by the Treasury
- II. Compliance Report
 - Detailed report of transactions, if any, which deviate from the Treasurer's investment policy
- III. Performance Report
 - Daily portfolio investment balances, and monthly averages
- IV. Earnings on Investments (Accrual Basis) Chart
 - Graphic presentation of net earning rates on pool investments
- V. Net Income for Month
 - Accrual basis net income for month, gross revenue less expenditures

TREASURER AND TAX COLLECTOR
REPORT OF INVESTMENTS FOR NOVEMBER 2024

ATTACHMENTS

- VI. PSI Portfolio Participant Composition
 - Percentage breakdown by participant in the PSI Portfolio
- VII. Composition of PSI Portfolio by Type Chart
 - Graphic presentation of the percentage composition of the pooled portfolio by major security type
- VIII. Investment Transaction Journal
 - Listing of securities purchased, sold and transferred between portfolios during the month
- IX. Comparison of Investment Cost to Market Value
 - Summary comparison of investment amortized cost to market value by security type
- X. Treasurer Position Compared to Market Value Report
 - Inventory listing of portfolio securities showing amortized cost and market value for each investment
- XI. Trustee and Managed Funds
 - Listing of funds and accounts managed by outside trustees
- XII. Schedule of Floating Rate Securities
 - Inventory listing of portfolio securities where the stated interest rate changes between the purchase date and the maturity date
- XIII. Schedule of Bond Anticipation Notes
 - Inventory listing of Bond Anticipation Notes held by the Pooled Surplus Investment portfolio and their current interest rates
- XIV. Inventory Report – Totals Section Security Type Grouping
 - Summary of weighted-average time to maturity by security type

TREASURER AND TAX COLLECTOR
REPORT OF INVESTMENTS FOR NOVEMBER 2024

ATTACHMENTS

XV. Inventory Report – Totals Section Maturity Range Grouping

Summary of the amortized cost value of securities maturing within selected time frames

XVI. Composition of PSI Portfolio by Maturity Chart

Graphic presentation of the percentage composition of the pooled portfolio by selected maturity ranges

XVII. Pooled Money Investment Board Letter – Treasurer State of California

Summary of State Treasurer's Local Agency Investment Fund (LAIF)

XVIII. Pending Transactions Report

Detailed report of transactions with future settlement dates

**POOLED SURPLUS AND SPECIFIC PURPOSE INVESTMENTS
AS OF NOVEMBER 30, 2024**

SCHEDULE A

<u>PORTFOLIO PROFILE</u>	<u>Pooled Surplus Investments</u>	<u>Specific Purpose Investments</u>
Inventory Balance at 11/30/24		
At Cost	\$ 55,743,938,332	\$ 252,304,015
At Market	\$ 53,876,018,343	\$ 231,856,067
Repurchase Agreements	\$ -	\$ -
Reverse Repurchase Agreements	\$ -	\$ -
Composition by Security Type:		
Certificates of Deposit	3.32%	0.00%
United States Government and Agency Obligations	71.09%	82.11%
Bankers Acceptances	0.00%	0.00%
Commercial Paper	25.55%	0.00%
Municipal Obligations	0.04%	0.82%
Corporate and Deposit Notes	0.00%	0.00%
Repurchase Agreements	0.00%	0.00%
Asset-Backed	0.00%	0.00%
Other	0.00%	17.07%
1-60 days	39.61%	0.00%
61 days-1 year	22.44%	36.84%
Over 1 year	37.95%	63.16%
Weighted Average Days to Maturity	685	

**POOLED SURPLUS AND SPECIFIC PURPOSE INVESTMENTS
AS OF NOVEMBER 30, 2024**

SCHEDULE A1

The following is a summary of the credit quality distribution and concentration of credit risk by investment type as a percentage of each portfolio's cost at November 30, 2024:

<u>PSI</u>	<u>S&P</u>	<u>Moody's</u>	<u>Fitch</u>	<u>% of Portfolio</u>
Commercial Paper	A-1	P-1	F1	25.55%
Municipals:				
Los Angeles County Securities	AA+	Aa1	AAA	0.04%
Negotiable Certificates of Deposit	A-1	P-1	F1	3.32%
U.S. Agency Securities	AA+	Aaa	AAA	53.34%
U.S. Treasury Securities:				
U.S. Treasury Notes	AA+	Aaa	AA+	3.94%
U.S. Treasury Bills	AA+	Aaa	AA+	13.81%
				<u>100.00%</u>
				<u>100.00%</u>
<u>SPI</u>				
Local Agency Investment Fund	Not Rated	Not Rated	Not Rated	17.07%
Los Angeles County Securities	AAA	Aa1	AAA	0.82%
U.S. Agency Securities	AA+	Aaa	AAA	33.06%
U.S. Treasury Securities:				
U.S. Treasury Bills	AA+	Aaa	AA+	49.05%
				<u>100.00%</u>
				<u>100.00%</u>

**POOLED SURPLUS EARNINGS REPORT
NOVEMBER 30, 2024**

SCHEDULE B

**TREASURER POOLED SURPLUS
INVESTMENT PORTFOLIO**

Investment Balance 11/30/24	\$ 55,743,938,332
Market Value at 11/30/24	\$ 53,876,018,343
Average Daily Balance	\$ 54,373,337,714
Gains and Losses:	
For the Month	\$ -
For the Past 12 Months	\$ -
Unrealized Gains and Losses on Transfers between Portfolio for the Month	\$ -
Earnings for the Month	\$ 167,487,937
Earnings for the Past 12 Months	\$ 2,308,876,498
Earnings Rate for the Month	3.73%

SUMMARY REPORT OF TREASURER'S DEPOSITORY ACCOUNTS

AS OF NOVEMBER 30, 2024

SCHEDULE C

<u>Bank Name</u>	<u>Balance</u>
Bank of America - Concentration	\$ 58,516,041.95
Bank of Montreal - Concentration	\$ 397,272,563.51 (A)
Citibank - Concentration	\$ (8,254.53)
JP Morgan Chase - Concentration	\$ 200,290,694.30 (B)
Wells Fargo - Concentration	\$ <u>-</u>
Total Ledger Balance for all Banks	\$ <u><u>656,071,045.23</u></u>

(A) \$387.93 million of this amount is related to the deposit of funds in an interest-bearing money market savings account, in accordance with the Treasurer's authority under California Government Code

(B) \$200 million of this amount is related to the deposit of funds in an interest-bearing money market savings account, in accordance with the Treasurer's authority under California Government Code Section 53633.

TREASURER'S ACTIVITY FOR NOVEMBER 2024
AND CASH AVAILABILITY
FOR THE NEXT SIX-MONTH PERIOD

SCHEDULE D

Government Code Section 53646 (b) (3) requires the Treasurer and Tax Collector to include a statement in the investment report, denoting the ability of the Pooled Surplus Investment Fund to meet its disbursement requirements for the next six months.

The Los Angeles County Pooled Surplus Investment Fund consists of funds in its treasury deposited by various entities required to do so by statute, as well as those entities voluntarily depositing monies in accordance with Government Code Section 53684.

The Treasurer and Tax Collector is required to disburse monies placed in the treasury as directed by the Auditor-Controller, except for the making of legal investments, to the extent funds are transferred to one or more clearing funds in accordance with Government Code Section 29808.

The Treasurer and Tax Collector, in his projection of cash availability to disburse funds as directed by the Auditor-Controller, is relying exclusively on historical Pooled Surplus Investment Fund deposits and disbursements and future cash flow projections provided by the depositing entities. No representation is made as to an individual depositor's ability to meet their anticipated expenditures with anticipated revenues.

Summary of Activity for November 2024

Total Deposits	\$	8,156,230,188.32
Total Disbursements	\$	6,518,268,799.44
Discretionary Funds Liquidity Withdrawal Ratio:		
As of November 30, 2024		1.82

Six-Month Cash Availability Projection:

	Investment			Cumulative
Month	Maturities	Deposits	Disbursements	Available Cash
December	\$ 10,766,348,000.00	\$ 13,724,700,000.00	\$ 9,536,500,000.00	\$ 14,954,548,000.00
January	\$ 12,038,460,000.00	\$ 5,057,000,000.00	\$ 8,843,400,000.00	\$ 23,206,608,000.00
February	\$ 7,240,411,000.00	\$ 4,495,500,000.00	\$ 6,896,500,000.00	\$ 28,046,019,000.00
March	\$ 3,287,598,000.00	\$ 7,061,700,000.00	\$ 7,631,000,000.00	\$ 30,764,317,000.00
April	\$ 725,000,000.00	\$ 12,239,400,000.00	\$ 8,428,500,000.00	\$ 35,300,217,000.00
May	\$ 600,308,000.00	\$ 4,143,500,000.00	\$ 8,411,900,000.00	\$ 31,632,125,000.00

TREASURER'S INVESTMENT STRATEGY

SCHEDULE E

Two portfolios are maintained by the Los Angeles County Treasurer.

The Pooled Surplus Investment (PSI) Portfolio is used to account for all pooled investments. The PSI strategy is to maintain principal and to provide sufficient cash to meet expenditure needs. The cash flow needs of our pool members are monitored daily to ensure that sufficient liquidity is maintained to meet the needs of participants. A review of the PSI Portfolio's cash flow projections at the preparation date of this report indicates that longer average days to maturity may be prudent. On August 30, 2021, the Treasurer increased the average days to maturity target range from between 1 and 3 years to between 1 and 4 years.

In November 2024, the Treasurer placed \$513.30 million in the Bank of Montreal Market Plus Account and \$200 million in JP Morgan Chase Money Market Account in accordance with the Treasurer's authority under California Government Code Section 53633. At month-end, \$387.93 million remained in the Bank of Montreal Money Market Plus Account and \$200 million in the JP Morgan Chase Money Market Account. These accounts are collateralized in accordance with California Government Code Section 53652. The balances and income are included in the Pool's earnings rate calculations.

The Specific Purpose Investment Portfolio (SPI) is used to account for specific investments requested by various entities to provide for specific needs not available if monies are placed in a pool. The individual investment strategies are targeted for the needs of the requesting entity.

Expected cash flow projections for the next twelve months continue to indicate that sufficient cash is available for participants' estimated needs. We will continue our basic investment philosophy to buy and hold to a designated maturity, high quality fixed income investments.

TREASURER AND TAX COLLECTOR
REPORT OF INVESTMENTS
DEFINITIONS OF SECURITIES

AGENCIES – Securities (debentures and notes) issued by Federal agencies, such as Federal Home Loan Banks (FHLB), and Federal Farm Credit Banks (FFCB). Agency Securities are issued on both a discount and coupon basis and have a variety of maturity periods. A few are backed by the full faith and credit of the United States Government, some are guaranteed by the Treasury or supported by the issuing agency's right to borrow from the Treasury, and some lack any formal governmental backing. Government National Mortgage Association (GNMA) and Federal Home Loan Mortgage Corp. (FHLMC) securities are mortgage-backed.

ASSET BACKED SECURITIES – Corporate notes secured by an identifiable pool of assets such as loans, leases, and installment contracts or trade receivables. The interest rate is fixed and paid either on a monthly or semi-annual basis. In some cases, a portion of the principal is also paid monthly.

BANKERS ACCEPTANCES – Negotiable time drafts drawn on foreign or domestic banks to finance the export, import, shipment, and storage of goods. The drafts are sold at a discount and redeemed by the accepting bank at maturity for full face value. Maturities range from one to 270 days.

COLLATERALIZED CERTIFICATES OF DEPOSIT – Non-negotiable instruments evidencing a time deposit made with a bank at a fixed rate of interest for a fixed period, secured by collateral such as United States Government securities or mortgages.

COMMERCIAL PAPER – Promissory notes with a maturity of one to 270 days issued in the open market by various economic entities to finance certain short-term credit needs. Notes are issued on a discount or interest-bearing basis.

CORPORATE NOTES – Unsecured, registered debt securities issued by corporations operating within the United States at fixed or variable rates of interest for a fixed period. Interest for floating rate corporate notes is payable periodically at a rate which is adjusted monthly according to a predetermined formula. Fixed rate corporate notes pay interest semi-annually.

GOVERNMENTS – Negotiable United States Treasury securities such as Treasury bills, notes and bonds. Treasury bills are issued on a discount basis in 1-month, 3-month, 6-month, and 52-week maturities. Treasury notes and bonds are coupon issues, with one to ten year and ten to thirty year maturities, respectively. Treasury securities are guaranteed as to principal and interest by the United States Government.

FORWARD CONTRACTS – Customized contracts traded in the Over The Counter Market where the holder of the contract is obligated to buy or sell a specific amount of an underlying asset at a specific price on a specific future date.

FUTURE CONTRACTS – Standardized contracts traded on recognized exchanges where the holder of the contract is obligated to buy or sell a specific amount of an underlying asset at a specific price on a specific future date.

INTEREST RATE SWAP AGREEMENT – Contractual agreement in which two parties agree to exchange interest payment streams for a specific term. There is no exchange of principal, but a “notional amount” is established to serve as the basis for calculating the interest payment.

LOCAL AGENCY INVESTMENT FUND – Shares of beneficial interest issued by the State of California pursuant to Government Code Section 16429.1.

MONEY MARKET FUND – Shares of beneficial interest issued by diversified management companies registered with the Securities and Exchange Commission in accordance with Section 270, 2a-7 of Title 17 of the Code of Federal Regulation.

MUNICIPALS – Debt securities issued by state and local governments and their agencies, usually in the form of bonds, notes and certificates of participation. These securities may be short or long-term, and normally coupon issues are secured in some manner by the borrower.

NEGOTIABLE CERTIFICATES OF DEPOSIT – Negotiable instruments evidencing a time deposit made with a commercial bank or thrift institution at a fixed rate of interest for a fixed period. Term certificates of deposits (CDs) are issued with maturities in excess of one year, and normally pay interest semi-annually. Eurodollar CDs are dollar-denominated CDs issued by foreign (mainly London) branches of major American and foreign commercial banks. Yankee CDs are dollar-denominated CDs issued by foreign commercial banks domiciled in the United States.

OPTION CONTRACTS – Contracts traded in either the Over the Counter Market or recognized exchanges where the purchaser has the right but not the obligation to buy or sell a specific amount of an underlying asset at a specific price within a specific time period.

PROMISSORY NOTE – An unsecured promise to pay between two entities. Notes are on a discount or interest-bearing basis.

REVERSE REPURCHASE AGREEMENTS – A reverse repurchase agreement consists of two simultaneous transactions. One is the sale of securities by the County to a bank or dealer. The other is the commitment by the County to repurchase the securities at the same price at a mutually agreed upon date. The County invests the cash proceeds

of the “sale” in other securities. The term of the reverse repurchase agreements may not exceed one year. The securities “sold” are typically treasury issues.

REPURCHASE AGREEMENTS – A repurchase agreement consists of two simultaneous transactions. One is the purchase of securities by the County from a bank or dealer. The other is the commitment by the County to sell the securities back at an agreed upon date and price. The term of the repurchase agreements may not exceed thirty days. The securities “purchased” are typically treasury issues.

SECURITIES LENDING AGREEMENTS – Agreements under which the County agrees to transfer securities to a borrower who, in turn agrees to provide collateral to the County. During the term of the agreement, both the securities and the collateral are held by a third party. At the conclusion of the agreement, the securities are transferred back to the County in return for the collateral.

SUPRANATIONALS – United States dollar denominated senior unsecured unsubordinated obligations issued or unconditionally guaranteed by any of the supranational institutions identified in Government Code Section 53601(Q) which are eligible for purchase and sale within the United States.

TRUST INVESTMENTS – Shares of beneficial interest issued by a joint powers authority organized pursuant to Government Code Section 6509.7 that invests in securities and obligations authorized in Section 53601 (a) to (o) of the Government Code.

TREASURER AND TAX COLLECTOR
REPORT OF INVESTMENT TRANSACTIONS FOR NOVEMBER 2024
COMPLIANCE REPORT

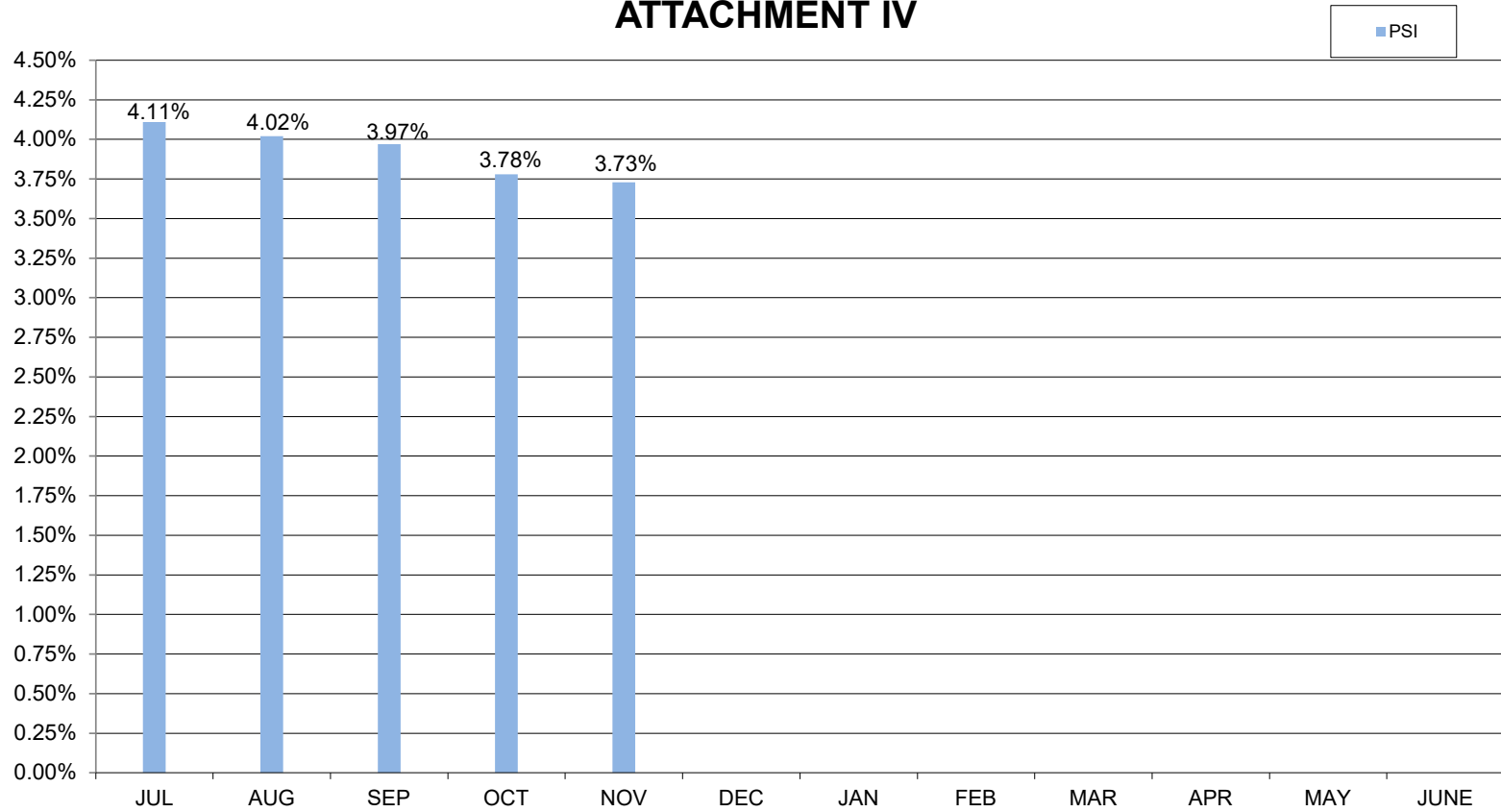
Portfolio Securities Not in Accordance with Treasurer Policy
For the Month of November 2024

No exceptions noted.

LOS ANGELES COUNTY TREASURER
 PERFORMANCE REPORT
 PORTFOLIO COST
 THROUGH NOVEMBER 30, 2024
 ATTACHMENT III

DAY	POOLED SURPLUS INVESTMENTS		SPECIFIC PURPOSE INVESTMENTS	
		TOTAL COST		TOTAL COST
11/01/2024	\$	54,035,004,491.77	\$	469,660,656.04
11/02/2024		54,038,764,188.28		469,687,498.45
11/03/2024		54,017,523,884.79		469,714,340.90
11/04/2024		54,158,847,106.67		385,741,183.33
11/05/2024		53,814,165,641.95		385,768,025.79
11/06/2024		53,721,254,422.10		385,794,868.22
11/07/2024		53,694,688,917.90		381,721,125.27
11/08/2024		53,597,536,940.14		381,747,382.30
11/09/2024		53,601,193,787.89		381,773,639.35
11/10/2024		53,604,850,635.63		381,799,896.39
11/11/2024		53,608,507,483.37		381,826,153.44
11/12/2024		53,708,517,349.86		381,852,410.50
11/13/2024		53,999,659,454.12		381,878,667.53
11/14/2024		54,104,252,059.24		331,904,924.60
11/15/2024		54,107,311,025.36		331,931,181.64
11/16/2024		54,110,993,552.31		331,957,438.70
11/17/2024		54,114,676,079.27		331,983,695.73
11/18/2024		54,252,154,513.16		332,009,952.77
11/19/2024		54,354,849,283.79		332,036,209.81
11/20/2024		54,348,448,857.61		332,062,466.86
11/21/2024		54,426,950,414.01		332,088,723.92
11/22/2024		54,283,358,110.30		332,114,980.96
11/23/2024		54,287,016,441.96		332,141,238.03
11/24/2024		54,290,674,773.62		332,167,495.06
11/25/2024		55,760,628,308.04		332,193,752.12
11/26/2024		55,780,693,196.65		332,220,009.15
11/27/2024		55,957,354,056.69		332,246,266.20
11/28/2024		55,936,232,626.08		332,272,523.24
11/29/2024		55,740,085,478.81		252,288,269.18
11/30/2024		55,743,938,331.54		252,304,015.13
	\$	54,373,337,713.76	\$	357,496,299.69

**LOS ANGELES COUNTY TREASURER
EARNINGS RATE ON INVESTMENTS
FISCAL YEAR 2024-25
ATTACHMENT IV**



**LOS ANGELES COUNTY TREASURER
NET INCOME FOR THE MONTH-ENDED NOVEMBER 30, 2024 (ACCRUAL BASIS)
ATTACHMENT V**

	POOLED SURPLUS INVESTMENT TRADING/NON-TRADING	SPECIFIC PURPOSE INVESTMENT
Revenues:		
Interest Earnings	\$ 55,813,974	\$ 314,665
Gains (Losses) on Sales/Calls of Non-Trading Securities	-	-
Gains (Losses) on Sales of Trading Securities	-	
Amortization/Accretion	111,673,963	770,201
Total Revenues	<u>\$ 167,487,937</u>	<u>\$ 1,084,866</u>
Expenses:		
Interest Expense	-	-
*Investment Management Fee	-	13,435
	<u>\$ -</u>	<u>\$ 13,435</u>
NET INCOME	<u>\$ 167,487,937</u>	<u>\$ 1,071,431</u>

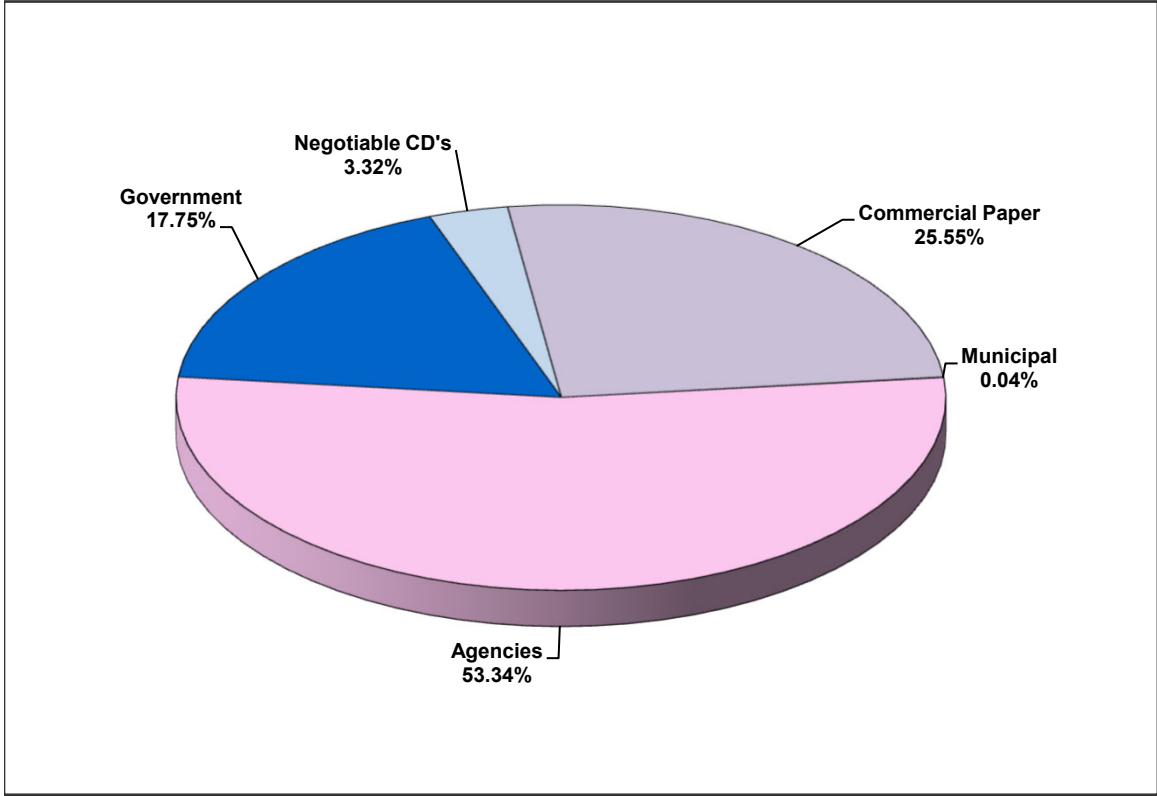
*Estimated and later adjusted.









LOS ANGELES COUNTY TREASURER
PSI COMPOSITION
NOVEMBER 30, 2024
ATTACHMENT VI

PSI PORTFOLIO PARTICIPATION COMPOSITION

<u>Entity</u>	<u>Non-Discretionary</u>	<u>Discretionary</u>
Consolidated School Districts	49.88%	
Los Angeles County and Related Entities	42.95%	
Consolidated Sanitation Districts		1.98%
Metropolitan Transportation Authority		1.88%
Miscellaneous Agencies Pooled Investments		0.70%
South Coast Air Quality Management District		2.48%
Miscellaneous		0.01%
Subtotal	92.83%	7.05%
County Bond Proceeds and Repayment Funds		0.12%
Grand Total	92.83%	7.17%

**LOS ANGELES COUNTY TREASURER
COMPOSITION OF PSI PORTFOLIO BY SECURITY TYPE
AS OF NOVEMBER 2024
ATTACHMENT VII**



	<u>In Thousands</u>
 Negotiable CD's	1,850,000
 Corp & Deposit Notes	-
 Bankers Acceptance	-
 Commercial Paper	14,242,357
 Municipal	20,282
 Agencies	29,734,216
 Other	-
 Government	<u>9,897,083</u>
Total	<u><u>\$ 55,743,938</u></u>

Investment Composition Is In Compliance With The Los Angeles County Treasurer's Investment Policy.

LOS ANGELES COUNTY TREASURER
INVESTMENT TRANSACTIONS JOURNAL
PURCHASE DETAIL REPORT
GROUP: POOLED SURPLUS INVESTMENTS
FOR THE PERIOD: NOVEMBER 1, 2024 TO NOVEMBER 30, 2024
ATTACHMENT VIII

Account	Original Trs ID	Description	Settle Date	Maturity Date	Rate	PAR	Principal	Accr Interest	Broker/Dealer
NTRD	1389644048	FANNIE MAE 4.810 11/04/31 '25	11/04/2024	11/04/2031	4.81000	50,000,000.00	50,000,000.00	0.00	UBS SECURITIES LLC
NTRD	1389644050	FREDDIE MAC 5.020 11/06/31 '25 MTN	11/06/2024	11/06/2031	5.02000	50,000,000.00	50,000,000.00	0.00	BLAYLOCK VAN, LLC
NTRD	1389644052	FANNIE MAE 5.025 11/05/31 '25	11/05/2024	11/05/2031	5.02500	50,000,000.00	50,000,000.00	0.00	KEYBANC CAPITAL MARKETS INC.
NTRD	1390503264	FANNIE MAE 4.820 11/06/31 '25	11/06/2024	11/06/2031	4.82000	50,000,000.00	50,000,000.00	0.00	BANCROFT CAPITAL, LLC
NTRD	1392036424	FANNIE MAE 4.860 11/07/31 '25	11/07/2024	11/07/2031	4.86000	50,000,000.00	50,000,000.00	0.00	CITIGROUP GLOBAL MRKT INC
NTRD	1393456855	FED FARM CR BNKS 4.900 10/28/31 '25	11/01/2024	10/28/2031	4.90000	50,000,000.00	50,000,000.00	20,416.67	DAIWA CAPITAL MARKETS AMERICA INC.
NTRD	1393460784	FANNIE MAE 4.920 11/12/31 '25	11/12/2024	11/12/2031	4.92000	50,000,000.00	50,000,000.00	0.00	LOOP CAPITAL MARKETS, LLC
NTRD	1394336004	FANNIE MAE 5.000 11/12/31 '25	11/12/2024	11/12/2031	5.00000	50,000,000.00	50,000,000.00	0.00	RBC CAPITAL MARKETS, LLC
NTRD	1397758860	FANNIE MAE 5.000 11/13/31 '25	11/13/2024	11/13/2031	5.00000	50,000,000.00	50,000,000.00	0.00	FHN FINANCIAL CAPITAL MARKETS
NTRD	1399647648	FANNIE MAE 5.050 11/14/31 '25	11/14/2024	11/14/2031	5.05000	50,000,000.00	50,000,000.00	0.00	US BANCORP ADVISORS
NTRD	1400333398	FREDDIE MAC 5.060 11/14/31 '25 MTN	11/15/2024	11/14/2031	5.06000	50,000,000.00	50,000,000.00	0.00	RAYMOND, JAMES & ASSOC.INC
NTRD	1401399104	FHLBANKS D NOTE 01/31/25	11/01/2024	01/31/2025	4.47200	50,000,000.00	49,434,788.89	0.00	MIZUHO SECURITIES USA LLC
NTRD	1401399105	FHLBANKS D NOTE 01/31/25	11/01/2024	01/31/2025	4.47200	50,000,000.00	49,434,788.89	0.00	BANCROFT CAPITAL, LLC
NTRD	1403344799	FANNIE MAE D NOTE 12/20/24	11/01/2024	12/20/2024	4.54000	50,000,000.00	49,691,027.78	0.00	PIPER SANDLER COMPANIES
NTRD	1403344800	FANNIE MAE D NOTE 12/20/24	11/01/2024	12/20/2024	4.54000	50,000,000.00	49,691,027.78	0.00	PIPER SANDLER COMPANIES
NTRD	1403344801	FREDDIE MAC 5.200 11/18/31 '25 MTN	11/18/2024	11/18/2031	5.20000	50,000,000.00	50,000,000.00	0.00	PIPER SANDLER COMPANIES
NTRD	1404939615	FREDDIE MAC D NOTE 01/17/25	11/04/2024	01/17/2025	4.39000	50,000,000.00	49,548,805.56	0.00	WELLS FARGO
NTRD	1404939616	FANNIE MAE D NOTE 12/30/24	11/04/2024	12/30/2024	4.48500	50,000,000.00	49,651,166.67	0.00	KEYBANC CAPITAL MARKETS INC.
NTRD	1404939618	FANNIE MAE D NOTE 12/30/24	11/04/2024	12/30/2024	4.48500	50,000,000.00	49,651,166.67	0.00	KEYBANC CAPITAL MARKETS INC.
NTRD	1404939619	FREDDIE MAC D NOTE 01/17/25	11/04/2024	01/17/2025	4.39000	29,732,000.00	29,463,701.74	0.00	WELLS FARGO
NTRD	1404953653	FANNIE MAE D NOTE 12/23/24	11/04/2024	12/23/2024	4.51000	50,000,000.00	49,693,069.44	0.00	FHN FINANCIAL CAPITAL MARKETS
NTRD	1404953657	FANNIE MAE D NOTE 12/23/24	11/04/2024	12/23/2024	4.51000	50,000,000.00	49,693,069.44	0.00	FHN FINANCIAL CAPITAL MARKETS
NTRD	1405971484	FHLBANKS D NOTE 01/02/25	11/06/2024	01/02/2025	4.51100	50,000,000.00	49,642,879.17	0.00	BANCROFT CAPITAL, LLC
NTRD	1405971487	FHLBANKS D NOTE 12/23/24	11/05/2024	12/23/2024	4.48000	50,000,000.00	49,701,333.33	0.00	RAYMOND, JAMES & ASSOC.INC
NTRD	1405971488	FHLBANKS D NOTE 12/23/24	11/05/2024	12/23/2024	4.48000	50,000,000.00	49,701,333.33	0.00	RAYMOND, JAMES & ASSOC.INC
NTRD	1406805253	FHLBANKS D NOTE 01/17/25	11/06/2024	01/17/2025	4.43000	25,482,000.00	25,256,229.48	0.00	US BANCORP ADVISORS
NTRD	1406805258	FHLBANKS D NOTE 01/17/25	11/06/2024	01/17/2025	4.43000	50,000,000.00	49,557,000.00	0.00	US BANCORP ADVISORS
NTRD	1407636642	FANNIE MAE D NOTE 01/06/25	11/07/2024	01/06/2025	4.45000	50,000,000.00	49,629,166.67	0.00	FHN FINANCIAL CAPITAL MARKETS
NTRD	1407636646	FHLB 01/03/2025	11/08/2024	01/03/2025	4.50900	50,000,000.00	49,649,300.00	0.00	MIZUHO SECURITIES USA LLC
NTRD	1407636655	FHLBANKS D NOTE 12/23/24	11/07/2024	12/23/2024	4.47500	50,000,000.00	49,714,097.22	0.00	MISCHLER FINANCIAL GROUP INC.
NTRD	1407636657	FANNIE MAE D NOTE 01/06/25	11/07/2024	01/06/2025	4.45000	50,000,000.00	49,629,166.67	0.00	FHN FINANCIAL CAPITAL MARKETS
NTRD	1407636662	FHLB 01/03/2025	11/08/2024	01/03/2025	4.50900	50,000,000.00	49,649,300.00	0.00	BANCROFT CAPITAL, LLC
NTRD	1407636664	FHLBANKS D NOTE 12/23/24	11/07/2024	12/23/2024	4.47500	19,502,000.00	19,390,486.48	0.00	MISCHLER FINANCIAL GROUP INC.
NTRD	1408781474	FANNIE MAE D NOTE 12/30/24	11/08/2024	12/30/2024	4.41500	50,000,000.00	49,681,138.89	0.00	WELLS FARGO
NTRD	1408781483	FANNIE MAE D NOTE 12/30/24	11/08/2024	12/30/2024	4.41500	50,000,000.00	49,681,138.89	0.00	WELLS FARGO
NTRD	1408783128	FANNIE MAE 5.200 11/20/31 '25	11/20/2024	11/20/2031	5.20000	50,000,000.00	50,000,000.00	0.00	KEYBANC CAPITAL MARKETS INC.
NTRD	1411469729	FANNIE MAE D NOTE 01/03/25	11/12/2024	01/03/2025	4.44000	50,000,000.00	49,679,333.33	0.00	FHN FINANCIAL CAPITAL MARKETS
NTRD	1411469730	FANNIE MAE D NOTE 01/03/25	11/12/2024	01/03/2025	4.44000	50,000,000.00	49,679,333.33	0.00	FHN FINANCIAL CAPITAL MARKETS
NTRD	1411469731	FHLBANKS D NOTE 01/17/25	11/12/2024	01/17/2025	4.44000	50,000,000.00	49,593,000.00	0.00	MISCHLER FINANCIAL GROUP INC.
NTRD	1411469735	FHLBANKS D NOTE 02/12/25	11/13/2024	02/12/2025	4.43200	50,000,000.00	49,439,844.44	0.00	BANCROFT CAPITAL, LLC
NTRD	1411476761	FANNIE MAE 5.125 11/25/30 '25	11/25/2024	11/25/2030	5.12500	50,000,000.00	50,000,000.00	0.00	BLAYLOCK VAN, LLC
NTRD	1412349749	FANNIE MAE 5.220 11/25/31 '25	11/25/2024	11/25/2031	5.22000	50,000,000.00	50,000,000.00	0.00	PIPER SANDLER COMPANIES
NTRD	1412372610	FANNIE MAE D NOTE 01/17/25	11/13/2024	01/17/2025	4.40000	50,000,000.00	49,602,777.78	0.00	FHN FINANCIAL CAPITAL MARKETS
NTRD	1412372611	FANNIE MAE D NOTE 01/24/25	11/13/2024	01/24/2025	4.39000	50,000,000.00	49,561,000.00	0.00	WELLS FARGO SECURITIES, LLC
NTRD	1412372614	FANNIE MAE D NOTE 01/24/25	11/13/2024	01/24/2025	4.39000	50,000,000.00	49,561,000.00	0.00	WELLS FARGO SECURITIES, LLC
NTRD	1412372615	FANNIE MAE D NOTE 01/24/25	11/13/2024	01/24/2025	4.39000	50,000,000.00	49,561,000.00	0.00	WELLS FARGO SECURITIES, LLC
NTRD	1412372616	FANNIE MAE D NOTE 01/24/25	11/13/2024	01/24/2025	4.39000	50,000,000.00	49,561,000.00	0.00	WELLS FARGO SECURITIES, LLC
NTRD	1412372620	FANNIE MAE D NOTE 01/17/25	11/13/2024	01/17/2025	4.40000	50,000,000.00	49,602,777.78	0.00	FHN FINANCIAL CAPITAL MARKETS
NTRD	1413030631	FHLBANKS D NOTE 01/17/25	11/14/2024	01/17/2025	4.43000	50,000,000.00	49,606,222.22	0.00	PIPER SANDLER COMPANIES
NTRD	1413030632	FHLBANKS D NOTE 02/14/25	11/15/2024	02/14/2025	4.39100	50,000,000.00	49,445,026.39	0.00	MIZUHO SECURITIES USA LLC
NTRD	1413030633	FHLBANKS D NOTE 01/31/25	11/14/2024	01/31/2025	4.40000	50,000,000.00	49,523,333.33	0.00	MORGAN KEEGAN & COMPANY, INC.
NTRD	1413030634	FHLBANKS D NOTE 02/14/25	11/15/2024	02/14/2025	4.39100	50,000,000.00	49,445,026.39	0.00	MIZUHO SECURITIES USA LLC
NTRD	1413030636	FHLBANKS D NOTE 02/14/25	11/15/2024	02/14/2025	4.39100	50,000,000.00	49,445,026.39	0.00	SIEBERT WILLIAMS SHANK CO. & LLC
NTRD	1413030637	FHLBANKS D NOTE 02/14/25	11/15/2024	02/14/2025	4.39100	50,000,000.00	49,445,026.39	0.00	SIEBERT WILLIAMS SHANK CO. & LLC
NTRD	1413030639	FHLBANKS D NOTE 01/31/25	11/14/2024	01/31/2025	4.37500	25,290,000.00	25,050,271.88	0.00	MISCHLER FINANCIAL GROUP INC.
NTRD	1413032062	FANNIE MAE 5.220 11/25/31 '25	11/25/2024	11/25/2031	5.22000	50,000,000.00	50,000,000.00	0.00	FHN FINANCIAL CAPITAL MARKETS
NTRD	1414280953	FHLBANKS D NOTE 01/31/25	11/15/2024	01/31/2025	4.41000	49,464,000.00	48,997,430.82	0.00	BANCROFT CAPITAL, LLC
NTRD	1414283361	FANNIE MAE 5.140 11/25/31 '25	11/25/2024	11/25/2031	5.14000	50,000,000.00	50,000,000.00	0.00	LOOP CAPITAL MARKETS, LLC

LOS ANGELES COUNTY TREASURER
INVESTMENT TRANSACTIONS JOURNAL
PURCHASE DETAIL REPORT
GROUP: POOLED SURPLUS INVESTMENTS
FOR THE PERIOD: NOVEMBER 1, 2024 TO NOVEMBER 30, 2024
ATTACHMENT VIII

Account	Original Trs ID	Description	Settle Date	Maturity Date	Rate	PAR	Principal	Accr Interest	Broker/Dealer
NTRD	1416240361	FHLBANKS D NOTE 01/31/25	11/18/2024	01/31/2025	4.42000	50,000,000.00	49,545,722.22	0.00	MISCHLER FINANCIAL GROUP INC.
NTRD	1416240362	FANNIE MAE D NOTE 01/03/25	11/18/2024	01/03/2025	4.44000	50,000,000.00	49,716,333.33	0.00	SIEBERT WILLIAMS SHANK CO. & LLC
NTRD	1416240367	FANNIE MAE D NOTE 01/03/25	11/18/2024	01/03/2025	4.44000	50,000,000.00	49,716,333.33	0.00	SIEBERT WILLIAMS SHANK CO. & LLC
NTRD	1416240368	FHLBANKS D NOTE 01/31/25	11/18/2024	01/31/2025	4.42000	30,000,000.00	29,727,433.33	0.00	MISCHLER FINANCIAL GROUP INC.
NTRD	1416248072	FREDDIE MAC 5.340 11/21/31 '25 MTN	11/25/2024	11/21/2031	5.34000	50,000,000.00	50,000,000.00	0.00	BANCROFT CAPITAL, LLC
NTRD	1417163608	FHLBANKS D NOTE 01/17/25	11/19/2024	01/17/2025	4.42500	28,439,000.00	28,232,758.00	0.00	MISCHLER FINANCIAL GROUP INC.
NTRD	1417163609	FHLBANKS D NOTE 02/19/25	11/20/2024	02/19/2025	4.41000	50,000,000.00	49,442,625.00	0.00	PIPER SANDLER COMPANIES
NTRD	1417163611	FHLBANKS D NOTE 01/31/25	11/19/2024	01/31/2025	4.40500	50,000,000.00	49,553,381.94	0.00	MORGAN KEEGAN & COMPANY, INC.
NTRD	1417163612	FHLBANKS D NOTE 02/19/25	11/20/2024	02/19/2025	4.41000	50,000,000.00	49,442,625.00	0.00	PIPER SANDLER COMPANIES
NTRD	1417860355	FHLBANKS D NOTE 12/23/24	11/20/2024	12/23/2024	4.47000	24,525,000.00	24,424,508.81	0.00	BANCROFT CAPITAL, LLC
NTRD	1418714991	FHLBANKS D NOTE 02/21/25	11/22/2024	02/21/2025	4.42700	50,000,000.00	49,440,476.39	0.00	MIZUHO SECURITIES USA LLC
NTRD	1418714995	FHLBANKS D NOTE 02/21/25	11/22/2024	02/21/2025	4.42700	50,000,000.00	49,440,476.39	0.00	BANCROFT CAPITAL, LLC
NTRD	1418714998	FHLBANKS D NOTE 03/10/25	11/21/2024	03/10/2025	4.38000	30,000,000.00	29,602,150.00	0.00	MISCHLER FINANCIAL GROUP INC.
NTRD	1419307834	FHLBANKS D NOTE 01/31/25	11/22/2024	01/31/2025	4.41000	50,000,000.00	49,571,250.00	0.00	MISCHLER FINANCIAL GROUP INC.
NTRD	1419307836	FHLBANKS D NOTE 02/18/25	11/22/2024	02/18/2025	4.40000	50,000,000.00	49,462,222.22	0.00	MORGAN KEEGAN & COMPANY, INC.
NTRD	1420217844	FHLBANKS D NOTE 12/31/24	11/25/2024	12/31/2024	4.43500	50,000,000.00	49,778,250.00	0.00	PIPER SANDLER COMPANIES
NTRD	1420217846	FHLBANKS D NOTE 12/31/24	11/25/2024	12/31/2024	4.43500	50,000,000.00	49,778,250.00	0.00	PIPER SANDLER COMPANIES
NTRD	1420217847	FED FARM CR BNKS D NOTE 03/05/25	11/25/2024	03/05/2025	4.35000	50,000,000.00	49,395,833.33	0.00	FHN FINANCIAL CAPITAL MARKETS
NTRD	1420217854	FED FARM CR BNKS D NOTE 03/05/25	11/25/2024	03/05/2025	4.35000	50,000,000.00	49,395,833.33	0.00	FHN FINANCIAL CAPITAL MARKETS
NTRD	1423101204	FHLBANKS D NOTE 12/31/24	11/26/2024	12/31/2024	4.42500	50,000,000.00	49,784,895.83	0.00	BANCROFT CAPITAL, LLC
NTRD	1423101207	FHLBANKS D NOTE 12/31/24	11/26/2024	12/31/2024	4.42500	50,000,000.00	49,784,895.83	0.00	BANCROFT CAPITAL, LLC
NTRD	1423992645	FHLBANKS D NOTE 01/31/25	11/27/2024	01/31/2025	4.40000	50,000,000.00	49,602,777.78	0.00	MIZUHO SECURITIES USA LLC
NTRD	1423992646	FHLBANKS D NOTE 01/31/25	11/27/2024	01/31/2025	4.40000	50,000,000.00	49,602,777.78	0.00	MIZUHO SECURITIES USA LLC
AGENCIES TOTAL						3,862,434,000.00	3,838,075,423.30	20,416.67	
NTRD	1407636640	CREDIT AGRI NY 4.540 01/03/25	11/07/2024	01/03/2025	4.54000	50,000,000.00	50,000,000.00	0.00	TULLETT PREBON FINANCIAL SVCS LLC
NTRD	1412372612	CREDIT AGRI NY 4.540 01/13/25	11/13/2024	01/13/2025	4.54000	50,000,000.00	50,000,000.00	0.00	TULLETT PREBON FINANCIAL SVCS LLC
NTRD	1417167912	BMO CHICAGO 4.570 05/20/25	11/20/2024	05/20/2025	4.57000	50,000,000.00	50,000,000.00	0.00	TULLETT PREBON FINANCIAL SVCS LLC
NTRD	1418733004	SVNSKA HNDLSB NY 4.550 02/21/25	11/22/2024	02/21/2025	4.55000	50,000,000.00	50,000,000.00	0.00	TULLETT PREBON FINANCIAL SVCS LLC
CDS TOTAL						200,000,000.00	200,000,000.00	0.00	
NTRD	1399641500	OLD LINE FDG 01/30/25	11/01/2024	01/30/2025	4.63000	50,000,000.00	49,421,250.00	0.00	RBC CAPITAL MARKETS, LLC
NTRD	1403344798	AUTOBAHN FUND 01/03/25	11/01/2024	01/03/2025	4.67000	50,000,000.00	49,591,375.00	0.00	J.P. MORGAN SECURITIES LLC
NTRD	1403361549	OLD LINE FDG 02/06/25	11/04/2024	02/06/2025	4.60000	50,000,000.00	49,399,444.44	0.00	RBC CAPITAL MARKETS, LLC
NTRD	1403361550	AUTOBAHN FUND 12/13/24	11/04/2024	12/13/2024	4.71000	50,000,000.00	49,744,875.00	0.00	BLAYLOCK VAN, LLC
NTRD	1404939617	FAYETE AST SECUR 01/17/25	11/04/2024	01/17/2025	4.64000	40,000,000.00	39,618,488.89	0.00	BLAYLOCK VAN, LLC
NTRD	1404953650	CHARIOT FUNDING 02/03/25	11/04/2024	02/03/2025	4.68000	50,000,000.00	49,408,500.00	0.00	J.P. MORGAN SECURITIES LLC
NTRD	1404953652	CHARIOT FUNDING 01/31/25	11/04/2024	01/31/2025	4.68000	50,000,000.00	49,428,000.00	0.00	RBC CAPITAL MARKETS, LLC
NTRD	1404953654	ATLANTIC AST SEC 01/03/25	11/05/2024	01/03/2025	4.64000	50,000,000.00	49,619,777.78	0.00	BLAYLOCK VAN, LLC
NTRD	1404953655	THUNDER BAY FDG 02/03/25	11/04/2024	02/03/2025	4.56000	50,000,000.00	49,423,666.67	0.00	LOOP CAPITAL MARKETS, LLC
NTRD	1404953658	CHARIOT FUNDING 01/31/25	11/04/2024	01/31/2025	4.68000	50,000,000.00	49,428,000.00	0.00	RBC CAPITAL MARKETS, LLC
NTRD	1404955797	FAYETE AST SECUR 02/05/25	11/05/2024	02/05/2025	4.64000	50,000,000.00	49,407,111.11	0.00	CITIGROUP GLOBAL MRKT INC
NTRD	1405971481	THUNDER BAY FDG 02/05/25	11/08/2024	02/05/2025	4.56000	50,000,000.00	49,436,333.33	0.00	RBC CAPITAL MARKETS, LLC
NTRD	1405971483	JUPITER SECU 02/07/25	11/05/2024	02/07/2025	4.65000	50,000,000.00	49,392,916.67	0.00	J.P. MORGAN SECURITIES LLC
NTRD	1405971485	CHARIOT FUNDING 12/06/24 MATD	11/05/2024	12/06/2024	4.70000	50,000,000.00	49,797,638.89	0.00	J.P. MORGAN SECURITIES LLC
NTRD	1405971486	THUNDER BAY FDG 02/05/25	11/08/2024	02/05/2025	4.56000	50,000,000.00	49,436,333.33	0.00	RBC CAPITAL MARKETS, LLC
NTRD	1405971489	OLD LINE FDG 02/05/25	11/05/2024	02/05/2025	4.54000	50,000,000.00	49,419,888.89	0.00	GREAT PACIFIC SECURITIES
NTRD	1405972559	ATLANTIC AST SEC 02/05/25	11/05/2024	02/05/2025	4.61000	50,000,000.00	49,410,944.44	0.00	BLAYLOCK VAN, LLC
NTRD	1406805251	CREDIT AGRI NY 12/20/24	11/06/2024	12/20/2024	4.57000	50,000,000.00	49,720,722.22	0.00	GREAT PACIFIC SECURITIES
NTRD	1406805254	AUTOBAHN FUND 12/13/24	11/06/2024	12/13/2024	4.65000	50,000,000.00	49,761,041.67	0.00	J.P. MORGAN SECURITIES LLC
NTRD	1406805255	CIBC 12/06/24 MATD	11/06/2024	12/06/2024	4.61000	50,000,000.00	49,807,916.67	0.00	MISCHLER FINANCIAL GROUP INC.
NTRD	1406805256	AUTOBAHN FUND 12/13/24	11/06/2024	12/13/2024	4.65000	10,000,000.00	9,952,208.33	0.00	J.P. MORGAN SECURITIES LLC
NTRD	1406805257	CREDIT AGRI NY 12/20/24	11/06/2024	12/20/2024	4.57000	50,000,000.00	49,720,722.22	0.00	GREAT PACIFIC SECURITIES
NTRD	1406821179	THUNDER BAY FDG 03/05/25	11/07/2024	03/05/2025	4.54000	50,000,000.00	49,255,944.44	0.00	BLAYLOCK VAN, LLC
NTRD	1407636637	OLD LINE FDG 02/10/25	11/07/2024	02/10/2025	4.55000	50,000,000.00	49,399,652.78	0.00	BLAYLOCK VAN, LLC
NTRD	1407636652	SHEFFIELD RECEIV 02/07/25	11/07/2024	02/07/2025	4.62000	50,000,000.00	49,409,666.67	0.00	LOOP CAPITAL MARKETS, LLC
NTRD	1408781476	AUTOBAHN FUND 01/24/25	11/08/2024	01/24/2025	4.57000	50,000,000.00	49,511,263.89	0.00	LOOP CAPITAL MARKETS, LLC
NTRD	1408781479	AUTOBAHN FUND 01/10/25	11/08/2024	01/10/2025	4.58000	35,000,000.00	34,719,475.00	0.00	CITIGROUP GLOBAL MRKT INC

LOS ANGELES COUNTY TREASURER
INVESTMENT TRANSACTIONS JOURNAL
PURCHASE DETAIL REPORT
GROUP: POOLED SURPLUS INVESTMENTS
FOR THE PERIOD: NOVEMBER 1, 2024 TO NOVEMBER 30, 2024
ATTACHMENT VIII

Account	Original Trs ID	Description	Settle Date	Maturity Date	Rate	PAR	Principal	Accr Interest	Broker/Dealer
NTRD	1408781485	NATIXIS NY 02/03/25	11/08/2024	02/03/2025	4.55000	50,000,000.00	49,450,208.33	0.00	BLAYLOCK VAN, LLC
NTRD	1411469734	CIESCO 03/04/25	11/12/2024	03/04/2025	4.54000	50,000,000.00	49,293,777.78	0.00	BLAYLOCK VAN, LLC
NTRD	1411469736	SHEFFIELD RECEIV 02/14/25	11/12/2024	02/14/2025	4.55000	50,000,000.00	49,405,972.22	0.00	LOOP CAPITAL MARKETS, LLC
NTRD	1411469737	FAYETE AST SECUR 02/10/25	11/12/2024	02/10/2025	4.58000	35,000,000.00	34,599,250.00	0.00	GREAT PACIFIC SECURITIES
NTRD	1411469738	CIESCO 03/04/25	11/12/2024	03/04/2025	4.54000	50,000,000.00	49,293,777.78	0.00	BLAYLOCK VAN, LLC
NTRD	1411476760	CANCARA ASSETSEC 03/13/25	11/13/2024	03/13/2025	4.55000	30,000,000.00	29,545,000.00	0.00	J.P. MORGAN SECURITIES LLC
NTRD	1412372618	CRC FUNDING 03/05/25	11/13/2024	03/05/2025	4.55000	50,000,000.00	49,292,222.22	0.00	BLAYLOCK VAN, LLC
NTRD	1412376460	CIESCO 03/07/25	11/14/2024	03/07/2025	4.55000	50,000,000.00	49,285,902.78	0.00	BLAYLOCK VAN, LLC
NTRD	1413030635	SHEFFIELD RECEIV 02/14/25	11/14/2024	02/14/2025	4.59000	50,000,000.00	49,413,500.00	0.00	MISCHLER FINANCIAL GROUP INC.
NTRD	1413031098	CIBC 01/14/25	11/14/2024	01/14/2025	4.57000	50,000,000.00	49,612,819.44	0.00	J.P. MORGAN SECURITIES LLC
NTRD	1413031099	CIBC 01/14/25	11/14/2024	01/14/2025	4.57000	50,000,000.00	49,612,819.44	0.00	J.P. MORGAN SECURITIES LLC
NTRD	1414280949	MONT BLANC CAPTL 02/18/25	11/15/2024	02/18/2025	4.61000	40,000,000.00	39,513,388.89	0.00	ING FINANCIAL MARKETS LLC
NTRD	1414280951	CANCARA ASSETSEC 03/17/25	11/15/2024	03/17/2025	4.55000	50,000,000.00	49,229,027.78	0.00	J.P. MORGAN SECURITIES LLC
NTRD	1414280952	CANCARA ASSETSEC 03/03/25	11/18/2024	03/03/2025	4.54000	25,000,000.00	24,668,958.33	0.00	J.P. MORGAN SECURITIES LLC
NTRD	1414280955	CHARIOT FUNDING 01/17/25	11/15/2024	01/17/2025	4.59000	50,000,000.00	49,598,375.00	0.00	LOOP CAPITAL MARKETS, LLC
NTRD	1414280956	JOHNSON&JOHNSON 01/17/25	11/15/2024	01/17/2025	4.48000	50,000,000.00	49,608,000.00	0.00	SIEBERT WILLIAMS SHANK CO. & LLC
NTRD	1414280957	CIBC 01/15/25	11/15/2024	01/15/2025	4.59000	50,000,000.00	49,611,125.00	0.00	BLAYLOCK VAN, LLC
NTRD	1414280958	CIBC 01/15/25	11/15/2024	01/15/2025	4.59000	50,000,000.00	49,611,125.00	0.00	BLAYLOCK VAN, LLC
NTRD	1414280959	CANCARA ASSETSEC 03/03/25	11/18/2024	03/03/2025	4.54000	50,000,000.00	49,337,916.67	0.00	J.P. MORGAN SECURITIES LLC
NTRD	1414280960	CANCARA ASSETSEC 03/17/25	11/15/2024	03/17/2025	4.55000	50,000,000.00	49,229,027.78	0.00	J.P. MORGAN SECURITIES LLC
NTRD	1416240360	CHARIOT FUNDING 01/21/25	11/18/2024	01/21/2025	4.59500	50,000,000.00	49,591,555.56	0.00	BLAYLOCK VAN, LLC
NTRD	1416240363	CANCARA ASSETSEC 02/18/25	11/18/2024	02/18/2025	4.57000	50,000,000.00	49,416,055.56	0.00	J.P. MORGAN SECURITIES LLC
NTRD	1416240366	SHEFFIELD RECEIV 02/19/25	11/18/2024	02/19/2025	4.59000	50,000,000.00	49,407,125.00	0.00	LOOP CAPITAL MARKETS, LLC
NTRD	1416248073	CANCARA ASSETSEC 02/24/25	11/19/2024	02/24/2025	4.57000	50,000,000.00	49,384,319.44	0.00	J.P. MORGAN SECURITIES LLC
NTRD	1417163613	JUPITER SECU 02/19/25	11/19/2024	02/19/2025	4.58000	50,000,000.00	49,414,777.78	0.00	BLAYLOCK VAN, LLC
NTRD	1417163614	JUPITER SECU 02/19/25	11/19/2024	02/19/2025	4.58000	45,600,000.00	45,066,277.33	0.00	BLAYLOCK VAN, LLC
NTRD	1417163615	MONT BLANC CAPTL 03/14/25	11/19/2024	03/14/2025	4.57000	20,000,000.00	19,708,027.78	0.00	LOOP CAPITAL MARKETS, LLC
NTRD	1417163616	MONT BLANC CAPTL 03/14/25	11/19/2024	03/14/2025	4.57000	50,000,000.00	49,270,069.44	0.00	LOOP CAPITAL MARKETS, LLC
NTRD	1417167911	CANCARA ASSETSEC 03/21/25	11/21/2024	03/21/2025	4.55000	50,000,000.00	49,241,666.67	0.00	J.P. MORGAN SECURITIES LLC
NTRD	1417860356	TOYOTA MOTOR CRD 04/03/25	11/21/2024	04/03/2025	4.57000	50,000,000.00	49,155,819.44	0.00	TOYOTA MOTOR CREDIT CORPORATION
NTRD	1417860357	JOHNSON&JOHNSON 01/31/25	11/20/2024	01/31/2025	4.43000	50,000,000.00	49,557,000.00	0.00	SIEBERT WILLIAMS SHANK CO. & LLC
NTRD	1417860358	MONT BLANC CAPTL 03/20/25	11/20/2024	03/20/2025	4.58000	45,363,000.00	44,670,458.20	0.00	ING FINANCIAL MARKETS LLC
NTRD	1417860360	TOYOTA MOTOR CRD 04/03/25	11/21/2024	04/03/2025	4.57000	50,000,000.00	49,155,819.44	0.00	TOYOTA MOTOR CREDIT CORPORATION
NTRD	1417860361	JOHNSON&JOHNSON 01/31/25	11/20/2024	01/31/2025	4.43000	50,000,000.00	49,557,000.00	0.00	SIEBERT WILLIAMS SHANK CO. & LLC
NTRD	1417862731	CIBC 01/22/25	11/20/2024	01/22/2025	4.61000	50,000,000.00	49,596,625.00	0.00	BLAYLOCK VAN, LLC
NTRD	1417862732	CIBC 01/22/25	11/20/2024	01/22/2025	4.61000	50,000,000.00	49,596,625.00	0.00	BLAYLOCK VAN, LLC
NTRD	1418714990	JOHNSON&JOHNSON 03/12/25	11/21/2024	03/12/2025	4.41000	50,000,000.00	49,320,125.00	0.00	BLAYLOCK VAN, LLC
NTRD	1418714992	ATLANTIC AST SEC 02/20/25	11/21/2024	02/20/2025	4.59000	50,000,000.00	49,419,875.00	0.00	LOOP CAPITAL MARKETS, LLC
NTRD	1418714993	JOHNSON&JOHNSON 03/12/25	11/21/2024	03/12/2025	4.41000	50,000,000.00	49,320,125.00	0.00	BLAYLOCK VAN, LLC
NTRD	1418733005	THUNDER BAY FDG 02/24/25	11/25/2024	02/24/2025	4.55000	50,000,000.00	49,424,930.56	0.00	RBC CAPITAL MARKETS, LLC
NTRD	1418733006	THUNDER BAY FDG 02/24/25	11/25/2024	02/24/2025	4.55000	50,000,000.00	49,424,930.56	0.00	RBC CAPITAL MARKETS, LLC
NTRD	1419307833	NATIXIS NY 03/03/25	11/22/2024	03/03/2025	4.59000	50,000,000.00	49,356,125.00	0.00	BLAYLOCK VAN, LLC
NTRD	1419307837	ATLANTIC AST SEC 01/21/25	11/25/2024	01/21/2025	4.60000	20,000,000.00	19,854,333.33	0.00	LOOP CAPITAL MARKETS, LLC
NTRD	1419307838	NATIXIS NY 03/03/25	11/22/2024	03/03/2025	4.59000	47,235,000.00	46,626,731.29	0.00	BLAYLOCK VAN, LLC
NTRD	1419307839	ATLANTIC AST SEC 01/21/25	11/25/2024	01/21/2025	4.60000	50,000,000.00	49,635,833.33	0.00	LOOP CAPITAL MARKETS, LLC
NTRD	1419309040	UNILEVER CAPITAL 12/30/24	11/25/2024	12/30/2024	4.59000	50,000,000.00	49,776,875.00	0.00	MIZUHO SECURITIES USA LLC
NTRD	1419309042	UNILEVER CAPITAL 12/30/24	11/25/2024	12/30/2024	4.59000	50,000,000.00	49,776,875.00	0.00	MIZUHO SECURITIES USA LLC
NTRD	1420217839	CIBC 01/31/25	11/25/2024	01/31/2025	4.60000	50,000,000.00	49,571,944.44	0.00	BLAYLOCK VAN, LLC
NTRD	1420217840	CHARIOT FUNDING 03/07/25	11/25/2024	03/07/2025	4.59000	30,000,000.00	29,609,850.00	0.00	GREAT PACIFIC SECURITIES
NTRD	1420217841	TD 12/02/24 MATD	11/25/2024	12/02/2024	4.57000	50,000,000.00	49,955,569.44	0.00	MISCHLER FINANCIAL GROUP INC.
NTRD	1420217843	MONT BLANC CAPTL 01/02/25	11/25/2024	01/02/2025	4.61000	50,000,000.00	49,756,694.44	0.00	LOOP CAPITAL MARKETS, LLC
NTRD	1420217848	CREDIT AGRI NY 12/02/24 MATD	11/25/2024	12/02/2024	4.56000	50,000,000.00	49,955,666.67	0.00	GREAT PACIFIC SECURITIES
NTRD	1420217849	CREDIT AGRI NY 12/02/24 MATD	11/25/2024	12/02/2024	4.56000	50,000,000.00	49,955,666.67	0.00	GREAT PACIFIC SECURITIES
NTRD	1420217850	AUTOBAHN FUND 01/31/25	11/25/2024	01/31/2025	4.53000	50,000,000.00	49,578,458.33	0.00	MISCHLER FINANCIAL GROUP INC.
NTRD	1420217851	CREDIT AGRI NY 12/02/24 MATD	11/25/2024	12/02/2024	4.56000	50,000,000.00	49,955,666.67	0.00	GREAT PACIFIC SECURITIES
NTRD	1420217852	CIBC 01/31/25	11/25/2024	01/31/2025	4.60000	50,000,000.00	49,571,944.44	0.00	BLAYLOCK VAN, LLC
NTRD	1420217853	CHARIOT FUNDING 03/07/25	11/25/2024	03/07/2025	4.59000	50,000,000.00	49,349,750.00	0.00	GREAT PACIFIC SECURITIES
NTRD	1420217855	CREDIT AGRI NY 12/02/24 MATD	11/25/2024	12/02/2024	4.56000	50,000,000.00	49,955,666.67	0.00	GREAT PACIFIC SECURITIES

LOS ANGELES COUNTY TREASURER
INVESTMENT TRANSACTIONS JOURNAL
PURCHASE DETAIL REPORT
GROUP: POOLED SURPLUS INVESTMENTS
FOR THE PERIOD: NOVEMBER 1, 2024 TO NOVEMBER 30, 2024
ATTACHMENT VIII

Account	Original Trs ID	Description	Settle Date	Maturity Date	Rate	PAR	Principal	Accr Interest	Broker/Dealer
NTRD	1420217856	TD 12/02/24 MATD	11/25/2024	12/02/2024	4.57000	50,000,000.00	49,955,569.44	0.00	MISCHLER FINANCIAL GROUP INC.
NTRD	1420217857	AUTOBAHN FUND 01/31/25	11/25/2024	01/31/2025	4.53000	25,000,000.00	24,789,229.17	0.00	MISCHLER FINANCIAL GROUP INC.
NTRD	1423101202	NATIXIS NY 03/03/25	11/26/2024	03/03/2025	4.56000	50,000,000.00	49,385,666.67	0.00	BLAYLOCK VAN, LLC
NTRD	1423101208	UNILEVER CAPITAL 12/31/24	11/26/2024	12/31/2024	4.59000	50,000,000.00	49,776,875.00	0.00	MIZUHO SECURITIES USA LLC
NTRD	1423992644	TD 12/31/24	11/27/2024	12/31/2024	4.56000	50,000,000.00	49,784,666.67	0.00	GREAT PACIFIC SECURITIES
NTRD	1423992647	ATLANTIC AST SEC 02/24/25	11/27/2024	02/24/2025	4.59000	50,000,000.00	49,432,625.00	0.00	MISCHLER FINANCIAL GROUP INC.
NTRD	1423992648	TD 01/27/25	11/27/2024	01/27/2025	4.55000	50,000,000.00	49,614,513.89	0.00	CITIGROUP GLOBAL MRKT INC
NTRD	1423992650	AUTOBAHN FUND 01/13/25	11/27/2024	01/13/2025	4.57000	50,000,000.00	49,701,680.56	0.00	BLAYLOCK VAN, LLC
NTRD	1423992652	TD 12/31/24	11/27/2024	12/31/2024	4.56000	50,000,000.00	49,784,666.67	0.00	GREAT PACIFIC SECURITIES
CPD TOTAL						4,448,198,000.00	4,405,023,704.32	0.00	
NTRD	1405971482	US TREASURY BILL 02/06/25	11/05/2024	02/06/2025	4.41000	50,000,000.00	49,430,375.00	0.00	DAIWA CAPITAL MARKETS AMERICA INC.
NTRD	1405971490	US TREASURY BILL 02/06/25	11/05/2024	02/06/2025	4.41000	50,000,000.00	49,430,375.00	0.00	DAIWA CAPITAL MARKETS AMERICA INC.
NTRD	1406805250	US TREASURY BILL 01/30/25	11/06/2024	01/30/2025	4.39000	50,000,000.00	49,481,736.11	0.00	PIPER SANDLER COMPANIES
NTRD	1406805252	US TREASURY BILL 01/30/25	11/06/2024	01/30/2025	4.39000	50,000,000.00	49,481,736.11	0.00	PIPER SANDLER COMPANIES
NTRD	1407636650	US TREASURY BILL 12/31/24	11/07/2024	12/31/2024	4.47500	50,000,000.00	49,664,375.00	0.00	UBS SECURITIES LLC
NTRD	1407636660	US TREASURY BILL 12/31/24	11/07/2024	12/31/2024	4.47500	50,000,000.00	49,664,375.00	0.00	UBS SECURITIES LLC
NTRD	1408781471	US TREASURY BILL 02/13/25	11/08/2024	02/13/2025	4.36900	50,000,000.00	49,411,398.61	0.00	J.P. MORGAN SECURITIES LLC
NTRD	1408781481	US TREASURY BILL 02/13/25	11/08/2024	02/13/2025	4.36900	23,846,000.00	23,565,284.23	0.00	J.P. MORGAN SECURITIES LLC
NTRD	1411469728	US TREASURY BILL 01/09/25	11/12/2024	01/09/2025	4.43000	28,193,000.00	27,991,780.29	0.00	US BANCORP ADVISORS
NTRD	1411469732	US TREASURY BILL 02/06/25	11/12/2024	02/06/2025	4.41700	50,000,000.00	49,472,413.89	0.00	J.P. MORGAN SECURITIES LLC
NTRD	1411469733	US TREASURY BILL 02/06/25	11/12/2024	02/06/2025	4.41700	50,000,000.00	49,472,413.89	0.00	J.P. MORGAN SECURITIES LLC
NTRD	1412372613	US TREASURY BILL 02/13/25	11/13/2024	02/13/2025	4.38000	50,000,000.00	49,440,333.33	0.00	PIPER SANDLER COMPANIES
NTRD	1412372619	US TREASURY BILL 03/04/25	11/13/2024	03/04/2025	4.37000	50,000,000.00	49,326,291.67	0.00	J.P. MORGAN SECURITIES LLC
NTRD	1412372621	US TREASURY BILL 03/04/25	11/13/2024	03/04/2025	4.37000	50,000,000.00	49,326,291.67	0.00	J.P. MORGAN SECURITIES LLC
NTRD	1412372622	US TREASURY BILL 03/04/25	11/13/2024	03/04/2025	4.37000	50,000,000.00	49,326,291.67	0.00	J.P. MORGAN SECURITIES LLC
NTRD	1412372623	US TREASURY BILL 03/04/25	11/13/2024	03/04/2025	4.37000	50,000,000.00	49,326,291.67	0.00	J.P. MORGAN SECURITIES LLC
NTRD	1413030630	US TREASURY BILL 02/20/25	11/14/2024	02/20/2025	4.35000	50,000,000.00	49,407,916.67	0.00	DAIWA CAPITAL MARKETS AMERICA INC.
NTRD	1413030638	US TREASURY BILL 02/20/25	11/14/2024	02/20/2025	4.35000	50,000,000.00	49,407,916.67	0.00	DAIWA CAPITAL MARKETS AMERICA INC.
NTRD	1414280950	US TREASURY BILL 02/20/25	11/15/2024	02/20/2025	4.38000	50,000,000.00	49,409,916.67	0.00	US BANCORP ADVISORS
NTRD	1414280954	US TREASURY BILL 02/20/25	11/15/2024	02/20/2025	4.38000	50,000,000.00	49,409,916.67	0.00	US BANCORP ADVISORS
NTRD	1416240358	US TREASURY BILL 03/04/25	11/18/2024	03/04/2025	4.36000	50,000,000.00	49,358,111.11	0.00	FHN FINANCIAL CAPITAL MARKETS
NTRD	1416240359	US TREASURY BILL 03/04/25	11/18/2024	03/04/2025	4.36000	50,000,000.00	49,358,111.11	0.00	FHN FINANCIAL CAPITAL MARKETS
NTRD	1416240364	US TREASURY BILL 02/13/25	11/18/2024	02/13/2025	4.39500	50,000,000.00	49,468,937.50	0.00	WELLS FARGO
NTRD	1416240365	US TREASURY BILL 02/13/25	11/18/2024	02/13/2025	4.39500	50,000,000.00	49,468,937.50	0.00	WELLS FARGO
NTRD	1417163607	US TREASURY BILL 03/11/25	11/19/2024	03/11/2025	4.35000	50,000,000.00	49,323,333.33	0.00	FHN FINANCIAL CAPITAL MARKETS
NTRD	1417163610	US TREASURY BILL 02/25/25	11/19/2024	02/25/2025	4.36200	50,000,000.00	49,406,283.33	0.00	US BANCORP ADVISORS
NTRD	1417163617	US TREASURY BILL 03/11/25	11/19/2024	03/11/2025	4.35000	50,000,000.00	49,323,333.33	0.00	FHN FINANCIAL CAPITAL MARKETS
NTRD	1417163618	US TREASURY BILL 02/25/25	11/19/2024	02/25/2025	4.36200	50,000,000.00	49,406,283.33	0.00	US BANCORP ADVISORS
NTRD	1417860354	US TREASURY BILL 03/18/25	11/20/2024	03/18/2025	4.38000	50,000,000.00	49,282,166.67	0.00	J.P. MORGAN SECURITIES LLC
NTRD	1417860359	US TREASURY BILL 03/18/25	11/20/2024	03/18/2025	4.38000	50,000,000.00	49,282,166.67	0.00	J.P. MORGAN SECURITIES LLC
NTRD	1418714994	US TREASURY BILL 03/06/25	11/21/2024	03/06/2025	4.34000	50,000,000.00	49,367,083.33	0.00	DAIWA CAPITAL MARKETS AMERICA INC.
NTRD	1418714996	US TREASURY BILL 03/11/25	11/21/2024	03/11/2025	4.37100	50,000,000.00	49,332,208.33	0.00	US BANCORP ADVISORS
NTRD	1418714997	US TREASURY BILL 03/11/25	11/21/2024	03/11/2025	4.37100	50,000,000.00	49,332,208.33	0.00	US BANCORP ADVISORS
NTRD	1418714999	US TREASURY BILL 03/06/25	11/21/2024	03/06/2025	4.34000	50,000,000.00	49,367,083.33	0.00	DAIWA CAPITAL MARKETS AMERICA INC.
NTRD	1419307835	US TREASURY BILL 02/25/25	11/22/2024	02/25/2025	4.35000	50,000,000.00	49,426,041.67	0.00	FHN FINANCIAL CAPITAL MARKETS
NTRD	1419307840	US TREASURY BILL 02/25/25	11/22/2024	02/25/2025	4.35000	50,000,000.00	49,426,041.67	0.00	FHN FINANCIAL CAPITAL MARKETS
NTRD	1420217838	US TREASURY BILL 03/18/25	11/25/2024	03/18/2025	4.38000	50,000,000.00	49,312,583.33	0.00	DAIWA CAPITAL MARKETS AMERICA INC.
NTRD	1420217842	US TREASURY BILL 03/18/25	11/25/2024	03/18/2025	4.38000	50,000,000.00	49,312,583.33	0.00	DAIWA CAPITAL MARKETS AMERICA INC.
NTRD	1420217845	US TREASURY BILL 03/18/25	11/25/2024	03/18/2025	4.38000	50,000,000.00	49,312,583.33	0.00	DAIWA CAPITAL MARKETS AMERICA INC.
NTRD	1423101201	US TREASURY BILL 03/06/25	11/26/2024	03/06/2025	4.37000	50,000,000.00	49,393,055.56	0.00	DAIWA CAPITAL MARKETS AMERICA INC.
NTRD	1423101203	US TREASURY BILL 03/06/25	11/26/2024	03/06/2025	4.37000	50,000,000.00	49,393,055.56	0.00	DAIWA CAPITAL MARKETS AMERICA INC.
NTRD	1423101205	US TREASURY BILL 03/11/25	11/26/2024	03/11/2025	4.38000	50,000,000.00	49,361,250.00	0.00	WELLS FARGO
NTRD	1423101206	US TREASURY BILL 03/11/25	11/26/2024	03/11/2025	4.38000	50,000,000.00	49,361,250.00	0.00	WELLS FARGO
NTRD	1423992643	US TREASURY BILL 01/30/25	11/27/2024	01/30/2025	4.40000	31,536,000.00	31,289,318.40	0.00	PIPER SANDLER COMPANIES
NTRD	1423992649	US TREASURY BILL 12/31/24	11/27/2024	12/31/2024	4.51500	50,000,000.00	49,786,791.67	0.00	J.P. MORGAN SECURITIES LLC
NTRD	1423992651	US TREASURY BILL 12/31/24	11/27/2024	12/31/2024	4.51500	50,000,000.00	49,786,791.67	0.00	J.P. MORGAN SECURITIES LLC
NTRD	1423992653	US TREASURY BILL 12/31/24	11/27/2024	12/31/2024	4.51500	50,000,000.00	49,786,791.67	0.00	J.P. MORGAN SECURITIES LLC

LOS ANGELES COUNTY TREASURER
 INVESTMENT TRANSACTIONS JOURNAL
 PURCHASE DETAIL REPORT
 GROUP: POOLED SURPLUS INVESTMENTS
 FOR THE PERIOD: NOVEMBER 1, 2024 TO NOVEMBER 30, 2024
 ATTACHMENT VIII

Account	Original Trs ID	Description	Settle Date	Maturity Date	Rate	PAR	Principal	Accr Interest	Broker/Dealer
NTRD	1423992654	US TREASURY BILL 01/30/25	11/27/2024	01/30/2025	4.40000	50,000,000.00	49,608,888.89	0.00	PIPER SANDLER COMPANIES
US TBILLS TOTAL						<u>2,333,575,000.00</u>	<u>2,307,080,703.77</u>	<u>0.00</u>	
NTRD- PSI TOTAL						<u>10,844,207,000.00</u>	<u>10,750,179,831.39</u>	<u>20,416.67</u>	
PSI TOTAL						<u>10,844,207,000.00</u>	<u>10,750,179,831.39</u>	<u>20,416.67</u>	

LOS ANGELES COUNTY TREASURER
INVESTMENT TRANSACTIONS JOURNAL
CALLS-SALES REPORT
GROUP: POOLED SURPLUS INVESTMENTS
FOR THE PERIOD: NOVEMBER 1, 2024 TO NOVEMBER 30, 2024
ATTACHMENT VIII

Account	Original Trs ID	Description	CUSIP	Transaction Type	Settle Date	Maturity Date	Rate	PAR	Principal	Interest	Settlement Amount
NTRD	1405502960	FEDERAL NATIONAL MORTGAGE ASSOCIATION	3135GAHG9	Call Redemption	11/03/2024	05/03/2027	5.50000	25,000,000.00	25,000,000.00	-	25,000,000.00
NTRD	1399713594	FEDERAL NATIONAL MORTGAGE ASSOCIATION	3135GAHG9	Coupon	11/03/2024	05/03/2027	5.50000	-	-	687,500.00	687,500.00
NTRD	1408318801	FEDERAL HOME LOAN MORTGAGE CORP	3134GYRV6	Call Redemption	11/07/2024	05/07/2027	5.31000	25,000,000.00	25,000,000.00	-	25,000,000.00
NTRD	1406000524	FEDERAL HOME LOAN MORTGAGE CORP	3134GYRV6	Coupon	11/07/2024	05/07/2027	5.31000	-	-	663,750.00	663,750.00
NTRD	1411952212	FEDERAL HOME LOAN MORTGAGE CORP	3134GYHC9	Call Redemption	11/12/2024	02/09/2026	5.12500	25,000,000.00	25,000,000.00	-	25,000,000.00
NTRD	1406000526	FEDERAL HOME LOAN MORTGAGE CORP	3134GYHC9	Coupon	11/09/2024	02/09/2026	5.12500	-	-	320,312.50	320,312.50
NTRD	1416652379	FEDERAL HOME LOAN MORTGAGE CORP	3134GYH70	Call Redemption	11/18/2024	02/17/2026	5.10000	25,000,000.00	25,000,000.00	-	25,000,000.00
NTRD	1411470526	FEDERAL HOME LOAN MORTGAGE CORP	3134GYH70	Coupon	11/17/2024	02/17/2026	5.10000	-	-	318,750.00	318,750.00
NTRD	1417859479	FEDERAL HOME LOAN BANKS	3130AUT38	Call Redemption	11/27/2024	02/27/2026	5.10000	25,000,000.00	25,000,000.00	-	25,000,000.00
NTRD	1417859482	FEDERAL HOME LOAN BANKS	3130AUT38	Coupon	11/27/2024	02/27/2026	5.10000	-	-	318,750.00	318,750.00
NTRD	1423135383	FEDERAL NATIONAL MORTGAGE ASSOCIATION	3135GAK91	Call Redemption	11/27/2024	11/27/2028	5.73000	50,000,000.00	50,000,000.00	-	50,000,000.00
NTRD	1423135386	FEDERAL NATIONAL MORTGAGE ASSOCIATION	3135GAK91	Coupon	11/27/2024	11/27/2028	5.73000	-	-	1,432,500.00	1,432,500.00
NTRD	1423160028	FEDERAL HOME LOAN MORTGAGE CORP	3134H1KP7	Call Redemption	11/27/2024	11/27/2028	5.62500	50,000,000.00	50,000,000.00	-	50,000,000.00
NTRD	1423160029	FEDERAL HOME LOAN MORTGAGE CORP	3134H1KP7	Coupon	11/27/2024	11/27/2028	5.62500	-	-	1,406,250.00	1,406,250.00
NTRD	1423160031	FEDERAL HOME LOAN MORTGAGE CORP	3134H1KQ5	Call Redemption	11/27/2024	11/27/2028	5.62000	50,000,000.00	50,000,000.00	-	50,000,000.00
NTRD	1423160032	FEDERAL HOME LOAN MORTGAGE CORP	3134H1KQ5	Coupon	11/27/2024	11/27/2028	5.62000	-	-	1,405,000.00	1,405,000.00
NTRD	1423135384	FEDERAL NATIONAL MORTGAGE ASSOCIATION	3135GAKD2	Call Redemption	11/27/2024	11/27/2028	5.64000	50,000,000.00	50,000,000.00	-	50,000,000.00
NTRD	1423135387	FEDERAL NATIONAL MORTGAGE ASSOCIATION	3135GAKD2	Coupon	11/27/2024	11/27/2028	5.64000	-	-	1,410,000.00	1,410,000.00
NTRD	1423135385	FEDERAL NATIONAL MORTGAGE ASSOCIATION	3135GAKE0	Call Redemption	11/27/2024	11/27/2028	5.65000	50,000,000.00	50,000,000.00	-	50,000,000.00
NTRD	1423135388	FEDERAL NATIONAL MORTGAGE ASSOCIATION	3135GAKE0	Coupon	11/27/2024	11/27/2028	5.65000	-	-	1,412,500.00	1,412,500.00
NTRD	1420234216	FEDERAL HOME LOAN MORTGAGE CORP	3134GY5F5	Call Redemption	11/28/2024	11/25/2025	5.21000	25,000,000.00	25,000,000.00	-	25,000,000.00
NTRD	1424273976	FEDERAL HOME LOAN MORTGAGE CORP	3134GY5F5	Coupon	11/28/2024	11/25/2025	5.21000	-	-	651,250.00	651,250.00
NTRD-PSI TOTAL								400,000,000.00	400,000,000.00	10,026,562.50	410,026,562.50
PSI TOTAL								400,000,000.00	400,000,000.00	10,026,562.50	410,026,562.50

LOS ANGELES COUNTY TREASURER
 INVESTMENT TRANSACTIONS JOURNAL
 CALLS-SALES REPORT
 GROUP: SPECIFIC PURPOSE INVESTMENTS
 FOR THE PERIOD: NOVEMBER 1, 2024 TO NOVEMBER 30, 2024
 ATTACHMENT VIII

Account	Original Trs ID	Description	CUSIP	Transaction Type	Settle Date	Maturity Date	Rate	PAR	Principal	Interest	Settlement Amount
SPI	1405346115	FEDERAL HOME LOAN BANKS	3130ATS81	Call Redemption	11/03/2024	11/03/2025	5.20000	34,000,000.00	34,000,000.00	-	34,000,000.00
SPI	1404489074	FEDERAL HOME LOAN BANKS	3130ATS81	Coupon	11/03/2024	11/03/2025	5.20000	-	-	884,000.00	884,000.00
SPI	1405346115	FEDERAL HOME LOAN BANKS	3130ATS81	Call Redemption	11/03/2024	11/03/2025	5.20000	50,000,000.00	50,000,000.00	-	50,000,000.00
SPI	1404489074	FEDERAL HOME LOAN BANKS	3130ATS81	Coupon	11/03/2024	11/03/2025	5.20000	-	-	1,300,000.00	1,300,000.00
SPI	1408866064	FEDERAL HOME LOAN MORTGAGE CORP	3134GX6S8	Call Redemption	11/14/2024	11/14/2025	5.21000	50,000,000.00	50,000,000.00	-	50,000,000.00
SPI	1412598001	FEDERAL HOME LOAN MORTGAGE CORP	3134GX6S8	Coupon	11/14/2024	11/14/2025	5.21000	-	-	1,302,500.00	1,302,500.00
SPI TOTAL								134,000,000.00	134,000,000.00	3,486,500.00	137,486,500.00
SPI TOTAL								134,000,000.00	134,000,000.00	3,486,500.00	137,486,500.00

LOS ANGELES COUNTY TREASURER
 COMPARISON OF INVESTMENT COST TO MARKET VALUE
 AS OF NOVEMBER 30, 2024
 ATTACHMENT IX

SECURITY TYPE	POOLED			SPECIFIC PURPOSE		
	Amortized Cost	Market Value	Mkt Value Difference	Amortized Cost	Market Value	Mkt Value Difference
Collateralized CD's	\$0.00	\$0.00	\$0.00	\$0.00	\$0.00	\$0.00
Negotiable CD's	1,850,000,000.00	1,850,360,000.00	360,000.00	0.00	0.00	0.00
Euro CD's	0.00	0.00	0.00	0.00	0.00	0.00
Bankers Acceptances	0.00	0.00	0.00	0.00	0.00	0.00
Commercial Paper	14,242,357,032.44	14,236,136,832.29	(6,220,200.15)	0.00	0.00	0.00
Governments	9,897,082,653.65	9,730,288,733.05	(166,793,920.59)	123,758,845.85	123,756,828.90	(2,016.97)
Agencies	29,734,216,237.43	28,038,950,369.60	(1,695,265,867.83)	83,405,099.59	62,959,168.40	(20,445,931.19)
Municipals	20,282,408.02	20,282,408.02	0.00	2,060,000.00	2,060,000.00	0.00
Corp. & Deposit Notes	0.00	0.00	0.00	0.00	0.00	0.00
Repurchase Agreements	0.00	0.00	0.00	0.00	0.00	0.00
Asset Backed	0.00	0.00	0.00	0.00	0.00	0.00
Other	0.00	0.00	0.00	43,080,069.69	43,080,069.69	0.00
TOTAL	<u>\$55,743,938,331.54</u>	<u>\$53,876,018,342.96</u>	<u>(\$1,867,919,988.57)</u>	<u>\$252,304,015.13</u>	<u>\$231,856,066.99</u>	<u>(\$20,447,948.16)</u>

Market Pricing Policies and Source:

The Pooled Surplus Investment Portfolio (PSI) is market priced monthly using Citibank Valuation Total Report month-end prices. Securities not actively traded, and therefore may not have a month-end price quoted in the Citibank Valuation Total Report, are priced in accordance with industry pricing standards and are shown on Attachment IXa. Bond Anticipation Notes are private placements not actively traded, are not included in the Citibank Valuation Total Report. Accordingly, market value is priced at Cost. Such non-traded securities make up 0.04% of the PSI Portfolio.

**LOS ANGELES COUNTY TREASURER
MARKET PRICING EXCEPTIONS
AS OF NOVEMBER 30, 2024
ATTACHMENT IXa**

There were no Market Pricing Exceptions

LOS ANGELES COUNTY TREASURER
TREASURER PORTFOLIO COMPARED TO MARKET VALUE
FOR THE PERIOD: NOVEMBER 1, 2024 NOVEMBER 30, 2024
FUND: POOLED SURPLUS INVESTMENTS
ATTACHMENT X

Security ID	CUSIP	Description	Final Maturity	Face Rate	PAR	Amortized Cost	Historical Cost	Market Value
1022381769	3133EPGV1	FEDERAL FARM CREDIT BANKS FUNDING CORP	04/28/2026	4.480	50,000,000.00	50,000,000.00	50,000,000.00	49,893,800.00
821809165	3133EMLN0	FEDERAL FARM CREDIT BANKS FUNDING CORP	12/23/2030	1.240	50,000,000.00	50,000,000.00	50,000,000.00	41,703,700.00
821810641	3133ENCC2	FEDERAL FARM CREDIT BANKS FUNDING CORP	10/27/2031	1.980	20,000,000.00	20,000,000.00	20,000,000.00	17,071,820.00
821809066	3133ELSL4	FEDERAL FARM CREDIT BANKS FUNDING CORP	06/03/2030	1.250	50,000,000.00	50,000,000.00	50,000,000.00	42,442,150.00
1361041879	3133ERSS1	FEDERAL FARM CREDIT BANKS FUNDING CORP	03/11/2032	5.250	19,085,000.00	19,085,000.00	19,085,000.00	19,041,848.82
1104833997	3133EPWS0	FEDERAL FARM CREDIT BANKS FUNDING CORP	09/25/2026	5.200	25,000,000.00	25,000,000.00	25,000,000.00	25,142,925.00
821809918	3133EMNB4	FEDERAL FARM CREDIT BANKS FUNDING CORP	01/14/2031	1.380	25,000,000.00	25,000,000.00	25,000,000.00	20,974,425.00
821809490	3133EMFG2	FEDERAL FARM CREDIT BANKS FUNDING CORP	11/04/2030	1.370	50,000,000.00	50,000,000.00	50,000,000.00	42,210,850.00
1356282330	3133ERST9	FEDERAL FARM CREDIT BANKS FUNDING CORP	09/11/2030	5.120	50,000,000.00	50,000,000.00	50,000,000.00	49,916,400.00
821810656	3133ELXZ2	FEDERAL FARM CREDIT BANKS FUNDING CORP	04/27/2027	1.020	20,925,000.00	20,949,233.39	20,995,517.25	19,412,164.35
821809462	3133EMVB5	FEDERAL FARM CREDIT BANKS FUNDING CORP	04/05/2029	1.730	25,000,000.00	25,000,000.00	25,000,000.00	22,432,275.00
821810615	3133EL2K9	FEDERAL FARM CREDIT BANKS FUNDING CORP	07/30/2029	1.120	20,000,000.00	20,000,000.00	20,000,000.00	17,325,200.00
821809731	3133ELC77	FEDERAL FARM CREDIT BANKS FUNDING CORP	05/27/2027	1.040	35,500,000.00	35,500,000.00	35,500,000.00	32,753,258.50
821809064	3133EMLN0	FEDERAL FARM CREDIT BANKS FUNDING CORP	12/23/2030	1.240	50,000,000.00	50,000,000.00	50,000,000.00	41,703,700.00
821809877	3133ENKZ2	FEDERAL FARM CREDIT BANKS FUNDING CORP	01/14/2032	2.000	25,000,000.00	24,910,738.81	24,875,000.00	21,447,275.00
821809507	3133ENJUC5	FEDERAL FARM CREDIT BANKS FUNDING CORP	12/22/2026	1.290	25,000,000.00	25,000,000.00	25,000,000.00	23,499,575.00
821810701	3133ENFN5	FEDERAL FARM CREDIT BANKS FUNDING CORP	11/30/2026	1.540	25,000,000.00	25,000,000.00	25,000,000.00	23,648,575.00
821810441	3133ENLS7	FEDERAL FARM CREDIT BANKS FUNDING CORP	01/26/2032	2.320	25,000,000.00	25,000,000.00	25,000,000.00	21,576,975.00
821810497	3133EMVA7	FEDERAL FARM CREDIT BANKS FUNDING CORP	04/01/2031	2.020	25,000,000.00	25,000,000.00	25,000,000.00	21,657,875.00
1352826210	3133ERR06	FEDERAL FARM CREDIT BANKS FUNDING CORP	02/28/2030	5.190	50,000,000.00	49,964,111.70	49,962,500.00	49,994,500.00
821810398	3133ENMP2	FEDERAL FARM CREDIT BANKS FUNDING CORP	01/27/2032	2.230	25,000,000.00	25,000,000.00	25,000,000.00	21,440,075.00
821809049	3133EMFH0	FEDERAL FARM CREDIT BANKS FUNDING CORP	11/04/2030	1.300	50,000,000.00	50,000,000.00	50,000,000.00	42,076,800.00
821809892	3133EMGT3	FEDERAL FARM CREDIT BANKS FUNDING CORP	11/19/2030	1.340	25,000,000.00	25,000,000.00	25,000,000.00	21,041,700.00
821809576	3133EL5F7	FEDERAL FARM CREDIT BANKS FUNDING CORP	12/01/2028	1.030	40,000,000.00	39,944,490.72	39,885,600.00	35,189,880.00
821809520	3133ENHP8	FEDERAL FARM CREDIT BANKS FUNDING CORP	12/20/2028	1.450	25,000,000.00	24,984,372.31	24,973,000.00	22,475,025.00
821810695	3133EMWA6	FEDERAL FARM CREDIT BANKS FUNDING CORP	04/14/2028	1.430	25,000,000.00	25,000,000.00	25,000,000.00	22,775,350.00
821809055	3133EMGT3	FEDERAL FARM CREDIT BANKS FUNDING CORP	11/19/2030	1.340	50,000,000.00	50,000,000.00	50,000,000.00	42,083,400.00
821810624	3133ENDC1	FEDERAL FARM CREDIT BANKS FUNDING CORP	11/03/2026	1.330	20,000,000.00	19,996,155.53	19,990,000.00	18,874,840.00
821810553	3133EMWB4	FEDERAL FARM CREDIT BANKS FUNDING CORP	04/14/2031	2.040	25,000,000.00	25,000,000.00	25,000,000.00	21,667,650.00
821809516	3133ENEM8	FEDERAL FARM CREDIT BANKS FUNDING CORP	11/23/2026	1.430	25,000,000.00	25,000,000.00	25,000,000.00	23,622,225.00
821809744	3133ENEF3	FEDERAL FARM CREDIT BANKS FUNDING CORP	11/16/2026	1.270	20,000,000.00	20,000,000.00	20,000,000.00	18,844,360.00
821809879	3133ENLL2	FEDERAL FARM CREDIT BANKS FUNDING CORP	01/20/2032	2.050	25,000,000.00	25,000,000.00	25,000,000.00	21,163,800.00
821810568	3133EL3J1	FEDERAL FARM CREDIT BANKS FUNDING CORP	08/12/2030	1.150	10,551,000.00	10,542,477.22	10,536,228.60	8,855,929.10
821809501	3133EL6D1	FEDERAL FARM CREDIT BANKS FUNDING CORP	09/10/2029	1.230	25,000,000.00	25,000,000.00	25,000,000.00	21,698,425.00
1118108042	3133EPYC3	FEDERAL FARM CREDIT BANKS FUNDING CORP	10/20/2027	5.360	25,000,000.00	25,000,000.00	25,000,000.00	25,194,475.00
821809757	3133ENLE8	FEDERAL FARM CREDIT BANKS FUNDING CORP	01/18/2028	1.830	25,000,000.00	25,000,000.00	25,000,000.00	23,224,425.00
821810751	3133ENHB9	FEDERAL FARM CREDIT BANKS FUNDING CORP	12/14/2028	1.840	25,000,000.00	25,000,000.00	25,000,000.00	22,768,625.00
821809053	3133EMFH0	FEDERAL FARM CREDIT BANKS FUNDING CORP	11/04/2030	1.300	50,000,000.00	50,000,000.00	50,000,000.00	42,076,800.00
845641500	3133ENVT4	FEDERAL FARM CREDIT BANKS FUNDING CORP	05/03/2027	3.490	25,000,000.00	25,000,000.00	25,000,000.00	24,503,725.00
821810697	3133EMWA6	FEDERAL FARM CREDIT BANKS FUNDING CORP	04/14/2028	1.430	25,000,000.00	25,000,000.00	25,000,000.00	22,775,350.00
821809475	3133EL3J1	FEDERAL FARM CREDIT BANKS FUNDING CORP	08/12/2030	1.150	50,000,000.00	49,959,611.62	49,930,000.00	41,967,250.00
821810051	3133EMJZ6	FEDERAL FARM CREDIT BANKS FUNDING CORP	12/10/2031	1.170	37,000,000.00	36,868,640.32	36,794,280.00	29,978,251.00
903285066	3133ENJ35	FEDERAL FARM CREDIT BANKS FUNDING CORP	02/25/2026	3.320	25,000,000.00	24,998,360.32	24,995,350.00	24,707,800.00
821810781	3133ENKH2	FEDERAL FARM CREDIT BANKS FUNDING CORP	01/10/2028	1.600	25,000,000.00	25,000,000.00	25,000,000.00	23,070,725.00
821809572	3133EMNW8	FEDERAL FARM CREDIT BANKS FUNDING CORP	01/27/2027	0.700	40,000,000.00	40,000,000.00	40,000,000.00	37,005,880.00
821810092	3133EL4P6	FEDERAL FARM CREDIT BANKS FUNDING CORP	08/20/2029	1.140	25,000,000.00	25,000,000.00	25,000,000.00	21,639,675.00
821809783	3133ENCC2	FEDERAL FARM CREDIT BANKS FUNDING CORP	10/27/2031	1.980	25,000,000.00	25,000,000.00	25,000,000.00	21,339,775.00
821810303	3133ENGR5	FEDERAL FARM CREDIT BANKS FUNDING CORP	12/09/2031	2.200	25,000,000.00	25,000,000.00	25,000,000.00	21,581,750.00
821810753	3133ENHB9	FEDERAL FARM CREDIT BANKS FUNDING CORP	12/14/2028	1.840	25,000,000.00	25,000,000.00	25,000,000.00	22,768,625.00
1338687925	3133ERPG0	FEDERAL FARM CREDIT BANKS FUNDING CORP	08/14/2028	5.080	25,000,000.00	24,994,212.33	24,993,750.00	24,932,275.00
1393456859	3133ERYN5	FEDERAL FARM CREDIT BANKS FUNDING CORP	10/28/2031	4.900	50,000,000.00	50,000,000.00	50,000,000.00	49,701,850.00
821810677	3133EMLM2	FEDERAL FARM CREDIT BANKS FUNDING CORP	02/21/2031	1.125	21,750,000.00	21,750,000.00	21,750,000.00	18,011,849.25
888663308	3133ENC40	FEDERAL FARM CREDIT BANKS FUNDING CORP	07/25/2029	4.330	25,000,000.00	25,000,000.00	25,000,000.00	24,720,475.00
1344644968	3133ERQB0	FEDERAL FARM CREDIT BANKS FUNDING CORP	08/20/2031	5.370	50,000,000.00	49,969,205.18	49,968,000.00	49,983,600.00
821809512	3133ENDC1	FEDERAL FARM CREDIT BANKS FUNDING CORP	11/03/2026	1.330	25,000,000.00	25,000,000.00	25,000,000.00	23,593,550.00
821809015	3133EL4P6	FEDERAL FARM CREDIT BANKS FUNDING CORP	08/20/2029	1.140	43,338,000.00	43,303,778.47	43,272,993.00	37,512,809.41
821809911	3133EMGT3	FEDERAL FARM CREDIT BANKS FUNDING CORP	11/19/2030	1.340	25,000,000.00	25,000,000.00	25,000,000.00	21,041,700.00
821810776	3133ENKH2	FEDERAL FARM CREDIT BANKS FUNDING CORP	01/10/2028	1.600	25,000,000.00	25,000,000.00	25,000,000.00	23,070,725.00
821809286	3133EMXS1	FEDERAL FARM CREDIT BANKS FUNDING CORP	03/15/2029	1.550	50,000,000.00	49,824,551.58	49,675,000.00	44,595,950.00
906065817	3133ENJ76	FEDERAL FARM CREDIT BANKS FUNDING CORP	09/06/2029	4.400	25,000,000.00	25,000,000.00	25,000,000.00	24,765,450.00
1245941140	3133ERBB6	FEDERAL FARM CREDIT BANKS FUNDING CORP	04/16/2029	5.420	50,000,000.00	50,000,000.00	50,000,000.00	50,109,950.00
821809486	3133EL6L3	FEDERAL FARM CREDIT BANKS FUNDING CORP	09/09/2030	1.320	50,000,000.00	50,000,000.00	50,000,000.00	42,272,550.00
821809738	3133ENLZ1	FEDERAL FARM CREDIT BANKS FUNDING CORP	01/26/2027	1.780	25,000,000.00	25,000,000.00	25,000,000.00	23,690,275.00
1359286051	3133ERSS1	FEDERAL FARM CREDIT BANKS FUNDING CORP	03/11/2032	5.250	50,000,000.00	50,000,000.00	50,000,000.00	49,886,950.00
821809273	3133EMLN0	FEDERAL FARM CREDIT BANKS FUNDING CORP	12/23/2030	1.240	50,000,000.00	50,000,000.00	50,000,000.00	41,703,700.00
861158866	3133ENXS4	FEDERAL FARM CREDIT BANKS FUNDING CORP	05/26/2026	3.375	25,000,000.00	25,000,000.00	25,000,000.00	24,638,300.00
821809142	3133EMLM2	FEDERAL FARM CREDIT BANKS FUNDING CORP	02/21/2031	1.125	22,956,000.00	22,954,595.07	22,953,704.40	19,010,575.24
821809667	3133ELC85	FEDERAL FARM CREDIT BANKS FUNDING CORP	05/27/2026	0.820	25,000,000.00	25,000,000.00	25,000,000.00	23,713,675.00

LOS ANGELES COUNTY TREASURER
TREASURER PORTFOLIO COMPARED TO MARKET VALUE
FOR THE PERIOD: NOVEMBER 1, 2024 NOVEMBER 30, 2024
FUND: POOLED SURPLUS INVESTMENTS
ATTACHMENT X

Security ID	CUSIP	Description	Final Maturity	Face Rate	PAR	Amortized Cost	Historical Cost	Market Value
821809099	3133EMNW8	FEDERAL FARM CREDIT BANKS FUNDING CORP	01/27/2027	0.700	50,000,000.00	50,000,000.00	50,000,000.00	46,257,350.00
821809170	3133EMFU1	FEDERAL FARM CREDIT BANKS FUNDING CORP	11/03/2032	1.240	18,330,000.00	18,330,000.00	18,330,000.00	14,488,618.56
1372483908	3133ERUP4	FEDERAL FARM CREDIT BANKS FUNDING CORP	03/25/2030	4.840	50,000,000.00	50,000,000.00	50,000,000.00	49,797,550.00
1366639767	3133ERUP4	FEDERAL FARM CREDIT BANKS FUNDING CORP	03/25/2030	4.840	50,000,000.00	50,000,000.00	50,000,000.00	49,797,550.00
821810524	3133EMVA7	FEDERAL FARM CREDIT BANKS FUNDING CORP	04/01/2031	2.020	25,000,000.00	25,000,000.00	25,000,000.00	21,657,875.00
888663310	3133ENC40	FEDERAL FARM CREDIT BANKS FUNDING CORP	07/25/2029	4.330	50,000,000.00	50,000,000.00	50,000,000.00	49,440,950.00
821809056	3133EMVH2	FEDERAL FARM CREDIT BANKS FUNDING CORP	04/05/2028	1.570	50,000,000.00	50,000,000.00	50,000,000.00	45,809,000.00
821809499	3133ELSU4	FEDERAL FARM CREDIT BANKS FUNDING CORP	09/01/2028	1.120	25,000,000.00	25,000,000.00	25,000,000.00	22,269,425.00
821809133	3133EMVH2	FEDERAL FARM CREDIT BANKS FUNDING CORP	04/05/2028	1.570	50,000,000.00	50,000,000.00	50,000,000.00	45,809,000.00
1125181600	3133EPZZ1	FEDERAL FARM CREDIT BANKS FUNDING CORP	11/03/2028	5.570	30,000,000.00	30,000,000.00	30,000,000.00	30,183,840.00
821810673	3133EMXS1	FEDERAL FARM CREDIT BANKS FUNDING CORP	03/15/2029	1.550	20,945,000.00	20,871,504.67	20,808,857.50	18,681,243.46
1382119138	3133ERXF3	FEDERAL FARM CREDIT BANKS FUNDING CORP	10/15/2031	4.900	50,000,000.00	50,000,000.00	50,000,000.00	49,701,700.00
821809297	3133EMG5	FEDERAL FARM CREDIT BANKS FUNDING CORP	03/24/2031	1.980	50,000,000.00	49,920,879.12	49,875,000.00	43,281,100.00
821809508	3133EMJW3	FEDERAL FARM CREDIT BANKS FUNDING CORP	12/09/2027	0.860	26,200,000.00	26,200,000.00	26,200,000.00	23,650,844.80
821809480	3133EMKX9	FEDERAL FARM CREDIT BANKS FUNDING CORP	12/23/2030	1.170	50,000,000.00	49,954,552.32	49,925,000.00	41,542,850.00
829937661	3133ENTQ3	FEDERAL FARM CREDIT BANKS FUNDING CORP	04/04/2029	3.500	21,000,000.00	21,000,000.00	21,000,000.00	20,254,836.00
821810744	3133ENGD6	FEDERAL FARM CREDIT BANKS FUNDING CORP	12/06/2028	1.780	25,000,000.00	25,000,000.00	25,000,000.00	22,699,925.00
1115547787	3133EPYC2	FEDERAL FARM CREDIT BANKS FUNDING CORP	10/20/2027	5.360	40,000,000.00	40,000,000.00	40,000,000.00	40,311,160.00
821810354	3133ENMP2	FEDERAL FARM CREDIT BANKS FUNDING CORP	01/27/2032	2.230	25,000,000.00	25,000,000.00	25,000,000.00	21,440,075.00
821810647	3133ENJL5	FEDERAL FARM CREDIT BANKS FUNDING CORP	12/27/2028	1.450	20,000,000.00	20,000,000.00	20,000,000.00	17,915,080.00
1345838159	3133ERRF0	FEDERAL FARM CREDIT BANKS FUNDING CORP	11/28/2029	5.140	50,000,000.00	50,000,000.00	50,000,000.00	49,950,700.00
821810576	3133EMB50	FEDERAL FARM CREDIT BANKS FUNDING CORP	05/27/2031	1.940	11,923,000.00	11,923,000.00	11,923,000.00	10,252,134.63
865756667	3133ENVN7	FEDERAL FARM CREDIT BANKS FUNDING CORP	04/27/2029	3.140	16,250,000.00	16,224,813.21	16,210,512.50	15,574,308.75
821810675	3133EMG48	FEDERAL FARM CREDIT BANKS FUNDING CORP	06/14/2029	1.590	21,072,000.00	21,008,159.47	20,966,640.00	18,710,777.04
899279683	3133ENF96	FEDERAL FARM CREDIT BANKS FUNDING CORP	08/17/2026	3.960	25,000,000.00	25,000,000.00	25,000,000.00	24,784,925.00
1264134974	3133ERCW9	FEDERAL FARM CREDIT BANKS FUNDING CORP	04/30/2029	5.625	41,060,000.00	41,060,000.01	41,060,000.01	41,210,156.42
821810761	3133ELXZ2	FEDERAL FARM CREDIT BANKS FUNDING CORP	04/27/2027	1.020	5,000,000.00	5,000,000.00	5,000,000.00	4,638,510.00
821810690	3133EMNB4	FEDERAL FARM CREDIT BANKS FUNDING CORP	01/14/2031	1.380	25,000,000.00	25,000,000.00	25,000,000.00	20,974,425.00
821808961	3133EMFU1	FEDERAL FARM CREDIT BANKS FUNDING CORP	11/03/2032	1.240	18,330,000.00	18,330,000.00	18,330,000.00	14,488,618.56
1229752163	3133EPBN0	FEDERAL FARM CREDIT BANKS FUNDING CORP	03/25/2025	5.050	50,000,000.00	50,000,000.00	50,000,000.00	50,080,600.00
1236077155	3133EP6X8	FEDERAL FARM CREDIT BANKS FUNDING CORP	04/02/2029	5.370	50,000,000.00	50,000,000.00	50,000,000.00	50,082,500.00
821809762	3133ENGL8	FEDERAL FARM CREDIT BANKS FUNDING CORP	12/07/2029	2.000	20,000,000.00	20,000,000.00	20,000,000.00	17,901,380.00
821809678	3133ELSF7	FEDERAL FARM CREDIT BANKS FUNDING CORP	12/01/2028	1.030	25,000,000.00	25,000,000.00	25,000,000.00	21,993,675.00
821809747	3133ENJZ4	FEDERAL FARM CREDIT BANKS FUNDING CORP	01/05/2032	1.800	25,000,000.00	24,993,792.10	24,991,250.00	20,890,275.00
821809676	3133EMLM2	FEDERAL FARM CREDIT BANKS FUNDING CORP	02/21/2031	1.125	25,000,000.00	24,996,174.95	24,993,750.00	20,703,275.00
821810272	3133ELVW0	FEDERAL FARM CREDIT BANKS FUNDING CORP	04/21/2027	1.330	25,000,000.00	25,000,000.00	25,000,000.00	23,302,850.00
821810769	3133ENFR6	FEDERAL FARM CREDIT BANKS FUNDING CORP	12/01/2025	1.340	9,880,000.00	9,880,000.00	9,880,000.00	9,581,782.08
859635093	3133ENVH0	FEDERAL FARM CREDIT BANKS FUNDING CORP	04/26/2030	3.125	21,450,000.00	21,396,613.83	21,371,707.50	20,304,784.50
1321136050	3133ERLJ8	FEDERAL FARM CREDIT BANKS FUNDING CORP	07/18/2031	5.520	36,769,000.00	36,751,539.06	36,750,615.50	36,897,397.35
1386753176	3133ERXF3	FEDERAL FARM CREDIT BANKS FUNDING CORP	10/15/2031	4.900	30,101,000.00	30,101,000.00	30,101,000.00	29,921,417.43
821809519	3133ENKA7	FEDERAL FARM CREDIT BANKS FUNDING CORP	01/05/2032	2.125	30,000,000.00	30,000,000.00	30,000,000.00	25,572,330.00
821809491	3133EL7A6	FEDERAL FARM CREDIT BANKS FUNDING CORP	09/10/2030	0.950	25,000,000.00	24,931,422.85	24,881,250.00	20,788,125.00
821809052	3133EMGT3	FEDERAL FARM CREDIT BANKS FUNDING CORP	11/19/2030	1.340	50,000,000.00	50,000,000.00	50,000,000.00	42,083,400.00
821810797	3133EMWN8	FEDERAL FARM CREDIT BANKS FUNDING CORP	04/19/2029	1.700	25,000,000.00	25,000,000.00	25,000,000.00	22,382,875.00
821809164	3133EL5K6	FEDERAL FARM CREDIT BANKS FUNDING CORP	09/03/2030	1.240	50,000,000.00	49,942,442.50	49,900,000.00	42,091,350.00
821809308	3133ENJM3	FEDERAL FARM CREDIT BANKS FUNDING CORP	12/27/2027	1.480	50,000,000.00	50,000,000.00	50,000,000.00	46,001,500.00
821809732	3133ELED2	FEDERAL FARM CREDIT BANKS FUNDING CORP	12/18/2025	1.820	36,274,000.00	36,270,826.25	36,255,863.00	35,332,145.59
821810586	3133ENMT4	FEDERAL FARM CREDIT BANKS FUNDING CORP	02/01/2030	2.050	25,000,000.00	25,000,000.00	25,000,000.00	22,324,800.00
821809448	3133ELC28	FEDERAL FARM CREDIT BANKS FUNDING CORP	05/27/2025	0.730	50,000,000.00	50,000,000.00	50,000,000.00	49,071,950.00
821809493	3133EMYE6	FEDERAL FARM CREDIT BANKS FUNDING CORP	05/04/2026	1.000	25,000,000.00	24,989,341.46	24,962,500.00	23,832,075.00
821809465	3133EL6L3	FEDERAL FARM CREDIT BANKS FUNDING CORP	09/09/2030	1.320	32,190,000.00	32,190,000.00	32,190,000.00	27,215,067.69
821810530	3133EMWB4	FEDERAL FARM CREDIT BANKS FUNDING CORP	04/14/2031	2.040	25,000,000.00	25,000,000.00	25,000,000.00	21,667,650.00
863901902	3133ENXX3	FEDERAL FARM CREDIT BANKS FUNDING CORP	06/01/2029	3.930	25,000,000.00	24,987,952.19	24,981,250.00	24,469,125.00
1328100920	3133ERLU3	FEDERAL FARM CREDIT BANKS FUNDING CORP	07/23/2029	5.390	30,000,000.00	30,000,000.00	30,000,000.00	30,026,220.00
866508567	3133ENXV7	FEDERAL FARM CREDIT BANKS FUNDING CORP	06/02/2031	4.330	25,000,000.00	25,000,000.00	25,000,000.00	24,467,400.00
1126839223	3133EPZZ1	FEDERAL FARM CREDIT BANKS FUNDING CORP	11/03/2028	5.570	24,295,000.00	24,295,000.00	24,295,000.00	24,443,879.76
821809521	3133ENKV1	FEDERAL FARM CREDIT BANKS FUNDING CORP	01/13/2027	1.500	25,000,000.00	24,992,591.73	24,982,500.00	23,631,000.00
821809050	3133EMJK9	FEDERAL FARM CREDIT BANKS FUNDING CORP	12/09/2030	1.280	50,000,000.00	49,924,733.00	49,875,000.00	41,858,100.00
1122064631	3133EPZH1	FEDERAL FARM CREDIT BANKS FUNDING CORP	10/27/2026	5.420	50,000,000.00	50,000,000.00	50,000,000.00	50,426,100.00
821809224	3133EL5K6	FEDERAL FARM CREDIT BANKS FUNDING CORP	09/03/2030	1.240	50,000,000.00	50,000,000.00	50,000,000.00	42,091,350.00
821810455	3133EMGK2	FEDERAL FARM CREDIT BANKS FUNDING CORP	11/12/2030	1.030	25,000,000.00	24,992,565.73	24,987,500.00	20,758,325.00
1365839319	3133ERUP4	FEDERAL FARM CREDIT BANKS FUNDING CORP	03/25/2030	4.840	50,000,000.00	50,000,000.00	50,000,000.00	49,797,550.00
821810743	3133ENGD6	FEDERAL FARM CREDIT BANKS FUNDING CORP	12/06/2028	1.780	25,000,000.00	25,000,000.00	25,000,000.00	22,699,925.00
1055914263	3133EPNF8	FEDERAL FARM CREDIT BANKS FUNDING CORP	06/23/2026	4.820	25,000,000.00	24,980,531.48	24,962,500.00	25,023,175.00
1366639774	3133ERST9	FEDERAL FARM CREDIT BANKS FUNDING CORP	09/11/2030	5.120	47,700,000.00	47,724,424.70	47,740,545.00	47,620,245.00
1243484826	3133ERAB7	FEDERAL FARM CREDIT BANKS FUNDING CORP	04/10/2028	5.300	50,000,000.00	50,000,000.00	50,000,000.00	50,041,250.00
821809702	3133EMUK6	FEDERAL FARM CREDIT BANKS FUNDING CORP	03/25/2026	1.050	25,000,000.00	25,000,000.00	25,000,000.00	23,937,200.00
1121394790	3133EPYT6	FEDERAL FARM CREDIT BANKS FUNDING CORP	10/20/2028	5.520	39,370,000.00	39,370,000.00	39,370,000.00	39,670,156.88

LOS ANGELES COUNTY TREASURER
TREASURER PORTFOLIO COMPARED TO MARKET VALUE
FOR THE PERIOD: NOVEMBER 1, 2024 NOVEMBER 30, 2024
FUND: POOLED SURPLUS INVESTMENTS
ATTACHMENT X

Security ID	CUSIP	Description	Final Maturity	Face Rate	PAR	Amortized Cost	Historical Cost	Market Value
821809506	3133EMMD1	FEDERAL FARM CREDIT BANKS FUNDING CORP	01/06/2031	1.240	25,000,000.00	25,000,000.00	25,000,000.00	20,802,500.00
821810700	3133ENFN5	FEDERAL FARM CREDIT BANKS FUNDING CORP	11/30/2026	1.540	25,000,000.00	25,000,000.00	25,000,000.00	23,648,575.00
900293453	3133ENG61	FEDERAL FARM CREDIT BANKS FUNDING CORP	08/16/2032	4.700	25,000,000.00	24,980,735.01	24,975,000.00	24,620,400.00
1046329690	3133EPMA0	FEDERAL FARM CREDIT BANKS FUNDING CORP	06/09/2028	4.690	25,000,000.00	25,000,000.00	25,000,000.00	24,867,025.00
821810134	3133EMUQ3	FEDERAL FARM CREDIT BANKS FUNDING CORP	03/30/2027	1.300	25,000,000.00	25,000,000.00	25,000,000.00	23,325,400.00
821810638	3133ENDL1	FEDERAL FARM CREDIT BANKS FUNDING CORP	11/08/2027	1.400	20,000,000.00	20,000,000.00	20,000,000.00	18,413,460.00
821810709	3133ENFN5	FEDERAL FARM CREDIT BANKS FUNDING CORP	11/30/2026	1.540	25,000,000.00	25,000,000.00	25,000,000.00	23,648,575.00
1318202537	3133ERLJ8	FEDERAL FARM CREDIT BANKS FUNDING CORP	07/18/2031	5.520	25,000,000.00	25,000,000.00	25,000,000.00	25,087,300.00
821810248	3133ELWV0	FEDERAL FARM CREDIT BANKS FUNDING CORP	04/21/2027	1.330	25,000,000.00	25,000,000.00	25,000,000.00	23,302,850.00
1355455710	3133ERST9	FEDERAL FARM CREDIT BANKS FUNDING CORP	09/11/2030	5.120	50,000,000.00	50,000,000.00	50,000,000.00	49,916,400.00
821809375	3133ELXZ2	FEDERAL FARM CREDIT BANKS FUNDING CORP	04/27/2027	1.020	35,000,000.00	35,000,000.00	35,000,000.00	32,469,570.00
878042078	3133ENZQ6	FEDERAL FARM CREDIT BANKS FUNDING CORP	06/29/2032	4.700	20,000,000.00	19,939,403.23	19,920,000.00	19,714,100.00
1352826220	3133ERQB0	FEDERAL FARM CREDIT BANKS FUNDING CORP	08/20/2031	5.370	45,316,000.00	45,294,109.47	45,293,342.00	45,301,136.35
821809771	3133ENGL8	FEDERAL FARM CREDIT BANKS FUNDING CORP	12/07/2029	2.000	20,000,000.00	20,000,000.00	20,000,000.00	17,901,380.00
821809233	3133ENEF3	FEDERAL FARM CREDIT BANKS FUNDING CORP	11/16/2026	1.270	20,000,000.00	20,000,000.00	20,000,000.00	18,844,360.00
821810653	3133ENLL2	FEDERAL FARM CREDIT BANKS FUNDING CORP	01/20/2032	2.050	20,000,000.00	20,000,000.00	20,000,000.00	16,931,040.00
821809054	3133EMNB4	FEDERAL FARM CREDIT BANKS FUNDING CORP	01/14/2031	1.380	50,000,000.00	49,963,280.39	49,940,000.00	41,948,850.00
821810431	3133EMKY7	FEDERAL FARM CREDIT BANKS FUNDING CORP	12/21/2027	0.740	20,000,000.00	20,000,000.00	20,000,000.00	17,967,060.00
821810793	3133EMWN8	FEDERAL FARM CREDIT BANKS FUNDING CORP	04/19/2029	1.700	25,000,000.00	25,000,000.00	25,000,000.00	22,382,875.00
821810319	3133EMDT6	FEDERAL FARM CREDIT BANKS FUNDING CORP	01/21/2028	0.900	17,300,000.00	17,296,621.88	17,292,215.00	15,601,659.00
821809515	3133EMXX5	FEDERAL FARM CREDIT BANKS FUNDING CORP	04/30/2029	1.430	30,000,000.00	30,000,000.00	30,000,000.00	26,529,750.00
1393456855	3133ERYN5	FEDERAL FARM CREDIT BANKS FUNDING CORP	10/28/2031	4.900	50,000,000.00	50,000,000.00	50,000,000.00	49,701,850.00
821809880	3133ELC85	FEDERAL FARM CREDIT BANKS FUNDING CORP	05/27/2026	0.820	25,000,000.00	25,000,000.00	25,000,000.00	23,713,675.00
821809756	3133ENGL8	FEDERAL FARM CREDIT BANKS FUNDING CORP	12/07/2029	2.000	20,000,000.00	20,000,000.00	20,000,000.00	17,901,380.00
821810487	3133EMVA7	FEDERAL FARM CREDIT BANKS FUNDING CORP	04/01/2031	2.020	25,000,000.00	25,000,000.00	25,000,000.00	21,657,875.00
821809220	3133EL5K6	FEDERAL FARM CREDIT BANKS FUNDING CORP	09/03/2030	1.240	50,000,000.00	50,000,000.00	50,000,000.00	42,091,350.00
821810459	3133EMGK2	FEDERAL FARM CREDIT BANKS FUNDING CORP	11/12/2030	1.030	25,000,000.00	24,976,953.73	24,961,250.00	20,758,325.00
1373351812	3133ERV3	FEDERAL FARM CREDIT BANKS FUNDING CORP	04/01/2031	4.900	50,000,000.00	50,000,000.00	50,000,000.00	49,714,150.00
821809670	3133EL5F7	FEDERAL FARM CREDIT BANKS FUNDING CORP	12/01/2028	1.030	25,000,000.00	25,000,000.00	25,000,000.00	21,993,675.00
1109093626	3133EPW50	FEDERAL FARM CREDIT BANKS FUNDING CORP	09/25/2026	5.200	40,708,000.00	40,683,216.34	40,667,292.00	40,940,727.64
863901898	3133ENXX3	FEDERAL FARM CREDIT BANKS FUNDING CORP	06/01/2029	3.930	20,000,000.00	20,000,000.00	20,000,000.00	19,575,300.00
821809840	3133ENLR9	FEDERAL FARM CREDIT BANKS FUNDING CORP	01/24/2029	2.000	25,000,000.00	25,000,000.00	25,000,000.00	22,787,175.00
821809474	3133EMSG8	FEDERAL FARM CREDIT BANKS FUNDING CORP	03/03/2027	1.100	50,000,000.00	49,985,931.07	49,962,500.00	46,522,950.00
1322061996	3133ERMJ7	FEDERAL FARM CREDIT BANKS FUNDING CORP	01/29/2032	5.750	50,000,000.00	50,000,000.00	50,000,000.00	50,069,600.00
821809067	3133EL5L4	FEDERAL FARM CREDIT BANKS FUNDING CORP	06/03/2030	1.250	50,000,000.00	50,000,000.00	50,000,000.00	42,442,150.00
821809418	3133EMDT6	FEDERAL FARM CREDIT BANKS FUNDING CORP	01/21/2028	0.900	50,000,000.00	49,990,236.64	49,977,500.00	45,091,500.00
1131865559	3133EPB38	FEDERAL FARM CREDIT BANKS FUNDING CORP	11/17/2027	5.230	25,000,000.00	25,000,000.00	25,000,000.00	25,172,950.00
821809044	3133EMJK9	FEDERAL FARM CREDIT BANKS FUNDING CORP	12/09/2030	1.280	50,000,000.00	50,000,000.00	50,000,000.00	41,858,100.00
821809470	3133ELTS3	FEDERAL FARM CREDIT BANKS FUNDING CORP	03/17/2027	1.000	50,000,000.00	50,000,000.00	50,000,000.00	46,361,750.00
868381884	3133ENYM6	FEDERAL FARM CREDIT BANKS FUNDING CORP	06/08/2028	3.780	25,000,000.00	25,000,000.00	25,000,000.00	24,442,325.00
821810450	3133ENLS7	FEDERAL FARM CREDIT BANKS FUNDING CORP	01/26/2032	2.320	25,000,000.00	25,000,000.00	25,000,000.00	21,576,975.00
821810762	3133EMF32	FEDERAL FARM CREDIT BANKS FUNDING CORP	11/04/2030	1.370	6,000,000.00	6,000,000.00	6,000,000.00	5,065,302.00
1132575157	3133EPB38	FEDERAL FARM CREDIT BANKS FUNDING CORP	11/17/2027	5.230	25,000,000.00	25,000,000.00	25,000,000.00	25,172,950.00
821808973	3133ENFL9	FEDERAL FARM CREDIT BANKS FUNDING CORP	11/29/2028	1.650	22,000,000.00	22,000,000.00	22,000,000.00	19,881,818.00
821809498	3133EL2K9	FEDERAL FARM CREDIT BANKS FUNDING CORP	07/30/2029	1.120	25,000,000.00	25,000,000.00	25,000,000.00	21,656,500.00
888663309	3133ENC40	FEDERAL FARM CREDIT BANKS FUNDING CORP	07/25/2029	4.330	25,000,000.00	25,000,000.00	25,000,000.00	24,720,475.00
1158562675	3133EPN92	FEDERAL FARM CREDIT BANKS FUNDING CORP	12/22/2027	4.860	25,000,000.00	25,000,000.00	25,000,000.00	25,065,550.00
821809072	3133EL4P6	FEDERAL FARM CREDIT BANKS FUNDING CORP	08/20/2029	1.140	45,200,000.00	45,200,000.00	45,200,000.00	39,124,532.40
821809940	3133EMDV1	FEDERAL FARM CREDIT BANKS FUNDING CORP	10/21/2030	0.990	50,000,000.00	49,947,015.33	49,910,000.00	41,486,450.00
821809128	3133EMVH2	FEDERAL FARM CREDIT BANKS FUNDING CORP	04/05/2028	1.570	50,000,000.00	50,000,000.00	50,000,000.00	45,809,000.00
821810280	3133ENKM1	FEDERAL FARM CREDIT BANKS FUNDING CORP	01/12/2032	2.120	25,000,000.00	25,000,000.00	25,000,000.00	21,293,575.00
821810407	3133ENMP2	FEDERAL FARM CREDIT BANKS FUNDING CORP	01/27/2032	2.230	25,000,000.00	25,000,000.00	25,000,000.00	21,440,075.00
1137387134	3133EPD51	FEDERAL FARM CREDIT BANKS FUNDING CORP	11/14/2028	5.250	17,349,000.00	17,342,140.21	17,340,325.50	17,413,520.93
821809216	3133ELXZ2	FEDERAL FARM CREDIT BANKS FUNDING CORP	04/27/2027	1.020	50,000,000.00	50,000,000.00	50,000,000.00	46,385,100.00
821809287	3133ELCP7	FEDERAL FARM CREDIT BANKS FUNDING CORP	12/03/2024	1.625	50,000,000.00	49,999,934.32	49,940,000.00	49,983,200.00
821809057	3133EMNB4	FEDERAL FARM CREDIT BANKS FUNDING CORP	01/14/2031	1.380	50,000,000.00	49,992,348.00	49,987,500.00	41,948,850.00
821810764	3133EMGT3	FEDERAL FARM CREDIT BANKS FUNDING CORP	11/19/2030	1.340	6,525,000.00	6,525,000.00	6,525,000.00	5,491,883.70
821809231	3133ENJK7	FEDERAL FARM CREDIT BANKS FUNDING CORP	12/23/2031	2.050	45,000,000.00	45,000,000.00	45,000,000.00	38,411,145.00
821810650	3133EMGK2	FEDERAL FARM CREDIT BANKS FUNDING CORP	01/12/2030	1.030	20,000,000.00	19,921,332.87	19,868,200.00	16,606,660.00
1064302239	3133EPPV1	FEDERAL FARM CREDIT BANKS FUNDING CORP	07/14/2028	5.430	25,000,000.00	25,000,000.00	25,000,000.00	25,108,575.00
821810222	3133EMUQ3	FEDERAL FARM CREDIT BANKS FUNDING CORP	03/30/2027	1.300	25,000,000.00	25,000,000.00	25,000,000.00	23,325,400.00
1372483909	3133ERUP4	FEDERAL FARM CREDIT BANKS FUNDING CORP	03/25/2030	4.840	34,000,000.00	34,000,000.00	34,000,000.00	33,862,334.00
1236937619	3133EP6X8	FEDERAL FARM CREDIT BANKS FUNDING CORP	04/02/2029	5.370	25,000,000.00	25,000,000.00	25,000,000.00	25,041,250.00
821809197	3133EMW00	FEDERAL FARM CREDIT BANKS FUNDING CORP	04/21/2031	1.970	45,000,000.00	45,000,000.00	45,000,000.00	38,857,320.00
821810377	3133EMFU1	FEDERAL FARM CREDIT BANKS FUNDING CORP	11/03/2032	1.240	18,340,000.00	18,340,000.00	18,340,000.00	14,496,522.88
821809513	3133EMXW7	FEDERAL FARM CREDIT BANKS FUNDING CORP	04/28/2028	1.400	25,000,000.00	24,975,655.56	24,950,000.00	22,737,100.00
821808958	3133ELXZ2	FEDERAL FARM CREDIT BANKS FUNDING CORP	04/27/2027	1.020	50,000,000.00	50,000,000.00	50,000,000.00	46,385,100.00
821810560	3133ENMT4	FEDERAL FARM CREDIT BANKS FUNDING CORP	02/01/2030	2.050	25,000,000.00	25,000,000.00	25,000,000.00	22,324,800.00

LOS ANGELES COUNTY TREASURER
 TREASURER PORTFOLIO COMPARED TO MARKET VALUE
 FOR THE PERIOD: NOVEMBER 1, 2024 NOVEMBER 30, 2024
 FUND: POOLED SURPLUS INVESTMENTS
 ATTACHMENT X

Security ID	CUSIP	Description	Final Maturity	Face Rate	PAR	Amortized Cost	Historical Cost	Market Value
821809076	3133EMLN0	FEDERAL FARM CREDIT BANKS FUNDING CORP	12/23/2030	1.240	48,935,000.00	48,903,218.93	48,882,639.55	40,815,411.19
821810773	3133ENEM8	FEDERAL FARM CREDIT BANKS FUNDING CORP	11/23/2026	1.430	10,000,000.00	10,000,000.00	10,000,000.00	9,448,890.00
829937660	3133ENTQ3	FEDERAL FARM CREDIT BANKS FUNDING CORP	04/04/2029	3.500	8,200,000.00	8,200,000.00	8,200,000.00	7,909,031.20
821810084	3133ENKB5	FEDERAL FARM CREDIT BANKS FUNDING CORP	01/05/2034	2.340	38,700,000.00	38,670,668.18	38,661,300.00	32,263,996.50
821810127	3133EL4P6	FEDERAL FARM CREDIT BANKS FUNDING CORP	08/20/2029	1.140	25,000,000.00	24,986,867.37	24,975,000.00	21,639,675.00
821809481	3133EMMD1	FEDERAL FARM CREDIT BANKS FUNDING CORP	01/06/2031	1.240	50,000,000.00	50,000,000.00	50,000,000.00	41,605,000.00
821809048	3133EMJK9	FEDERAL FARM CREDIT BANKS FUNDING CORP	12/09/2030	1.280	50,000,000.00	49,924,733.00	49,875,000.00	41,858,100.00
821809509	3133ENLE8	FEDERAL FARM CREDIT BANKS FUNDING CORP	01/18/2028	1.830	27,000,000.00	27,000,000.00	27,000,000.00	25,082,379.00
821810603	3133ENJC5	FEDERAL FARM CREDIT BANKS FUNDING CORP	12/22/2026	1.290	12,000,000.00	11,995,061.92	11,988,000.00	11,279,796.00
821809679	3133EMUK6	FEDERAL FARM CREDIT BANKS FUNDING CORP	03/25/2026	1.050	25,000,000.00	25,000,000.00	25,000,000.00	23,937,200.00
821809765	3133ENHE3	FEDERAL FARM CREDIT BANKS FUNDING CORP	12/14/2029	1.930	25,000,000.00	25,000,000.00	25,000,000.00	22,289,050.00
134664418	3133ERRG8	FEDERAL FARM CREDIT BANKS FUNDING CORP	11/27/2030	5.300	49,625,000.00	49,625,000.00	49,625,000.00	49,607,879.38
821809423	3133ENLN34	FEDERAL FARM CREDIT BANKS FUNDING CORP	06/22/2027	0.875	25,000,000.00	25,000,000.00	25,000,000.00	22,916,400.00
821810284	3133ENFG0	FEDERAL FARM CREDIT BANKS FUNDING CORP	11/29/2033	2.350	15,150,000.00	15,150,000.00	15,150,000.00	12,598,497.60
821810467	3133ENHB9	FEDERAL FARM CREDIT BANKS FUNDING CORP	12/14/2028	1.840	25,000,000.00	25,000,000.00	25,000,000.00	22,768,625.00
821809466	3133EMC26	FEDERAL FARM CREDIT BANKS FUNDING CORP	06/03/2030	1.740	25,000,000.00	25,000,000.00	25,000,000.00	21,803,650.00
840008631	3133ENUV0	FEDERAL FARM CREDIT BANKS FUNDING CORP	04/19/2032	4.000	25,000,000.00	25,000,000.00	25,000,000.00	23,941,725.00
821810674	3133ENMS6	FEDERAL FARM CREDIT BANKS FUNDING CORP	02/01/2028	1.875	21,250,000.00	21,235,973.16	21,223,437.50	19,751,343.75
821810547	3133EMWB4	FEDERAL FARM CREDIT BANKS FUNDING CORP	04/14/2031	2.040	25,000,000.00	25,000,000.00	25,000,000.00	21,667,650.00
821810758	3133ENHB9	FEDERAL FARM CREDIT BANKS FUNDING CORP	12/14/2028	1.840	25,000,000.00	25,000,000.00	25,000,000.00	22,768,625.00
825556677	3133ENSF8	FEDERAL FARM CREDIT BANKS FUNDING CORP	03/21/2029	2.870	50,000,000.00	49,976,010.57	49,961,000.00	47,094,950.00
821809298	3133EMVA7	FEDERAL FARM CREDIT BANKS FUNDING CORP	04/01/2031	2.020	50,000,000.00	49,873,245.62	49,800,000.00	43,315,750.00
821809511	3133ENMT4	FEDERAL FARM CREDIT BANKS FUNDING CORP	02/01/2030	2.050	27,200,000.00	27,200,000.00	27,200,000.00	24,289,382.40
821810633	3133ENEM8	FEDERAL FARM CREDIT BANKS FUNDING CORP	11/23/2026	1.430	20,000,000.00	20,000,000.00	20,000,000.00	18,897,780.00
821810704	3133ENFN5	FEDERAL FARM CREDIT BANKS FUNDING CORP	11/30/2026	1.540	25,000,000.00	25,000,000.00	25,000,000.00	23,648,575.00
821810661	3133ENMP2	FEDERAL FARM CREDIT BANKS FUNDING CORP	01/27/2032	2.230	20,900,000.00	20,900,000.00	20,900,000.00	17,923,902.70
821810452	3133EL6W9	FEDERAL FARM CREDIT BANKS FUNDING CORP	09/14/2028	1.000	20,000,000.00	20,000,000.00	20,000,000.00	17,714,220.00
867624350	3133ENYM6	FEDERAL FARM CREDIT BANKS FUNDING CORP	06/08/2028	3.780	25,000,000.00	25,000,000.00	25,000,000.00	24,442,325.00
821809496	3133ELXZ2	FEDERAL FARM CREDIT BANKS FUNDING CORP	04/27/2027	1.020	25,000,000.00	25,000,000.00	25,000,000.00	23,192,550.00
821810689	3133EMNB4	FEDERAL FARM CREDIT BANKS FUNDING CORP	01/14/2031	1.380	25,000,000.00	25,000,000.00	25,000,000.00	20,974,425.00
1104833999	3133EPW50	FEDERAL FARM CREDIT BANKS FUNDING CORP	09/25/2026	5.200	25,000,000.00	25,000,000.00	25,000,000.00	25,142,925.00
821810310	3133ENGR5	FEDERAL FARM CREDIT BANKS FUNDING CORP	12/09/2031	2.200	25,000,000.00	25,000,000.00	25,000,000.00	21,581,750.00
821810605	3133ENKM1	FEDERAL FARM CREDIT BANKS FUNDING CORP	01/11/2032	2.120	25,000,000.00	25,000,000.00	25,000,000.00	21,293,575.00
821810282	3133ENKM1	FEDERAL FARM CREDIT BANKS FUNDING CORP	01/11/2032	2.120	25,000,000.00	25,000,000.00	25,000,000.00	21,293,575.00
821809425	3133EMXQ0	FEDERAL FARM CREDIT BANKS FUNDING CORP	04/28/2026	0.940	25,000,000.00	25,000,000.00	25,000,000.00	23,824,125.00
821809130	3133EMVH2	FEDERAL FARM CREDIT BANKS FUNDING CORP	04/05/2028	1.570	50,000,000.00	49,946,258.81	49,887,500.00	45,809,000.00
876366161	3133ENZN3	FEDERAL FARM CREDIT BANKS FUNDING CORP	06/29/2029	4.270	25,000,000.00	25,000,000.00	25,000,000.00	24,694,050.00
821810727	3130AKA71	FEDERAL HOME LOAN BANKS	10/08/2030	1.250	50,000,000.00	50,000,000.00	50,000,000.00	41,995,100.00
821809307	3130AJWG0	FEDERAL HOME LOAN BANKS	08/10/2028	1.020	32,995,000.00	32,995,000.00	32,995,000.00	29,331,796.12
821810783	3130AKPK6	FEDERAL HOME LOAN BANKS	01/27/2032	1.370	50,000,000.00	50,000,000.00	50,000,000.00	40,333,200.00
821810712	3130AKAQ9	FEDERAL HOME LOAN BANKS	10/07/2030	1.210	50,000,000.00	50,000,000.00	50,000,000.00	41,896,250.00
821809606	3130AMAB8	FEDERAL HOME LOAN BANKS	04/27/2029	1.550	25,000,000.00	25,000,000.00	25,000,000.00	22,231,975.00
870007040	3130ASFG9	FEDERAL HOME LOAN BANKS	06/29/2027	3.800	25,000,000.00	25,000,000.00	25,000,000.00	24,640,075.00
841371341	3130ARNL1	FEDERAL HOME LOAN BANKS	04/21/2027	3.260	25,000,000.00	25,000,000.00	25,000,000.00	24,382,725.00
820231279	3130ARCH2	FEDERAL HOME LOAN BANKS	03/24/2025	2.040	25,000,000.00	25,000,000.00	25,000,000.00	24,803,650.00
850346601	3130ARV40	FEDERAL HOME LOAN BANKS	05/05/2025	3.100	25,000,000.00	25,000,000.00	25,000,000.00	24,848,450.00
821809632	3130APMY8	FEDERAL HOME LOAN BANKS	10/27/2027	1.400	25,000,000.00	25,000,000.00	25,000,000.00	23,037,325.00
826608930	3130AR6F3	FEDERAL HOME LOAN BANKS	03/24/2025	2.000	50,000,000.00	50,000,000.00	50,000,000.00	49,601,050.00
826608941	3130ARCC3	FEDERAL HOME LOAN BANKS	03/24/2025	2.030	50,000,000.00	50,000,000.00	50,000,000.00	49,605,750.00
821809587	3130AHL76	FEDERAL HOME LOAN BANKS	11/25/2026	2.080	40,950,000.00	40,950,000.00	40,950,000.00	39,180,100.05
821810738	3130AKPE0	FEDERAL HOME LOAN BANKS	01/27/2031	1.260	50,000,000.00	50,000,000.00	50,000,000.00	41,584,350.00
821809219	3130AQWY5	FEDERAL HOME LOAN BANKS	02/24/2025	1.700	25,000,000.00	25,000,000.00	25,000,000.00	24,831,100.00
821809546	3130APNL5	FEDERAL HOME LOAN BANKS	10/27/2026	1.280	25,000,000.00	25,000,000.00	25,000,000.00	23,593,300.00
821809529	3130AKKQ8	FEDERAL HOME LOAN BANKS	12/23/2030	1.250	25,000,000.00	25,000,000.00	25,000,000.00	20,865,050.00
850346592	3130ARZT1	FEDERAL HOME LOAN BANKS	05/23/2025	3.450	25,000,000.00	25,000,000.00	25,000,000.00	24,874,400.00
821809167	3130AQLB7	FEDERAL HOME LOAN BANKS	01/26/2029	1.875	25,000,000.00	25,000,000.00	25,000,000.00	22,667,125.00
821809234	3130AQM42	FEDERAL HOME LOAN BANKS	01/27/2032	2.250	22,700,000.00	22,700,000.00	22,700,000.00	19,494,987.00
821809600	3130AQT37	FEDERAL HOME LOAN BANKS	02/28/2025	1.500	25,000,000.00	25,000,000.00	25,000,000.00	24,813,625.00
819378330	3130ARAZ4	FEDERAL HOME LOAN BANKS	03/28/2025	2.000	50,000,000.00	50,000,000.00	50,000,000.00	49,587,400.00
837511310	3130ARRT0	FEDERAL HOME LOAN BANKS	04/25/2025	3.020	25,000,000.00	25,000,000.00	25,000,000.00	24,848,725.00
821809221	3130AQNRO	FEDERAL HOME LOAN BANKS	01/27/2027	1.750	25,000,000.00	25,000,000.00	25,000,000.00	23,673,600.00
821809460	3130AMAD4	FEDERAL HOME LOAN BANKS	11/12/2026	1.100	30,000,000.00	30,000,000.00	30,000,000.00	28,159,680.00
842850552	3130ARVF5	FEDERAL HOME LOAN BANKS	05/19/2025	3.210	25,000,000.00	25,000,000.00	25,000,000.00	24,849,450.00
841371336	3130ARUC3	FEDERAL HOME LOAN BANKS	05/12/2025	3.120	25,000,000.00	25,000,000.00	25,000,000.00	24,843,150.00
821810791	3130AKQC3	FEDERAL HOME LOAN BANKS	01/27/2033	1.500	50,000,000.00	50,000,000.00	50,000,000.00	39,538,250.00
821809243	3130AJC31	FEDERAL HOME LOAN BANKS	03/14/2031	1.500	25,000,000.00	24,826,572.57	24,723,000.00	21,176,725.00
821809215	3130AQM26	FEDERAL HOME LOAN BANKS	01/27/2027	1.700	25,000,000.00	25,000,000.00	25,000,000.00	23,648,125.00
821809230	3130AQL76	FEDERAL HOME LOAN BANKS	01/20/2032	2.160	25,000,000.00	25,000,000.00	25,000,000.00	21,343,375.00

LOS ANGELES COUNTY TREASURER
 TREASURER PORTFOLIO COMPARED TO MARKET VALUE
 FOR THE PERIOD: NOVEMBER 1, 2024 NOVEMBER 30, 2024
 FUND: POOLED SURPLUS INVESTMENTS
 ATTACHMENT X

Security ID	CUSIP	Description	Final Maturity	Face Rate	PAR	Amortized Cost	Historical Cost	Market Value
849799807	3130ARZC8	FEDERAL HOME LOAN BANKS	05/23/2025	3.400	25,000,000.00	25,000,000.00	25,000,000.00	24,868,500.00
1179317769	3130AYG59	FEDERAL HOME LOAN BANKS	01/29/2029	5.150	24,545,000.00	24,545,000.00	24,545,000.00	24,533,218.40
1377030885	3130B2WQ4	FEDERAL HOME LOAN BANKS	10/10/2031	4.700	33,150,000.00	33,150,000.00	33,150,000.00	32,777,029.35
821809596	3130AQJR5	FEDERAL HOME LOAN BANKS	01/27/2027	1.500	25,000,000.00	25,000,000.00	25,000,000.00	23,546,175.00
835023450	3130ARPH8	FEDERAL HOME LOAN BANKS	04/28/2025	3.010	25,000,000.00	25,000,000.00	25,000,000.00	24,843,775.00
821810778	3130AKXM3	FEDERAL HOME LOAN BANKS	02/17/2032	1.350	50,000,000.00	50,000,000.00	50,000,000.00	40,200,050.00
1313237110	3130B1WZ6	FEDERAL HOME LOAN BANKS	07/16/2031	5.600	25,835,000.00	25,835,000.00	25,835,000.00	25,941,801.89
843475069	3130ARKR1	FEDERAL HOME LOAN BANKS	04/25/2025	2.910	25,000,000.00	25,000,000.00	25,000,000.00	24,837,825.00
850346595	3130ARZW4	FEDERAL HOME LOAN BANKS	05/23/2025	3.500	25,000,000.00	25,000,000.00	25,000,000.00	24,880,200.00
833040168	3130ARDB4	FEDERAL HOME LOAN BANKS	04/04/2025	2.090	25,000,000.00	25,000,000.00	25,000,000.00	24,788,025.00
833040183	3130ARNE7	FEDERAL HOME LOAN BANKS	04/27/2027	3.250	50,000,000.00	50,000,000.00	50,000,000.00	48,788,800.00
821809611	3130AQ7B3	FEDERAL HOME LOAN BANKS	12/21/2027	1.610	25,000,000.00	25,000,000.00	25,000,000.00	23,102,350.00
821809583	3130AKK96	FEDERAL HOME LOAN BANKS	12/30/2030	1.250	40,444,000.00	40,444,000.00	40,444,000.00	33,770,028.60
844868360	3130ARP70	FEDERAL HOME LOAN BANKS	04/25/2025	3.000	50,000,000.00	50,000,000.00	50,000,000.00	49,693,500.00
821810688	3130AQLV4	FEDERAL HOME LOAN BANKS	02/24/2025	1.650	25,000,000.00	25,000,000.00	25,000,000.00	24,828,200.00
841085426	3130ARKG5	FEDERAL HOME LOAN BANKS	04/21/2026	3.000	25,000,000.00	25,000,000.00	25,000,000.00	24,549,150.00
813949229	3130AR6C0	FEDERAL HOME LOAN BANKS	03/24/2025	2.000	50,000,000.00	50,000,000.00	50,000,000.00	49,601,050.00
838488791	3130ARGR6	FEDERAL HOME LOAN BANKS	04/14/2025	2.600	25,000,000.00	25,000,000.00	25,000,000.00	24,821,075.00
821809161	3130AQKU6	FEDERAL HOME LOAN BANKS	01/19/2029	1.770	25,000,000.00	25,000,000.00	25,000,000.00	22,578,275.00
821810283	3130AQWY5	FEDERAL HOME LOAN BANKS	02/24/2025	1.700	15,000,000.00	15,000,000.00	15,000,000.00	14,898,660.00
821809368	3130AKJA5	FEDERAL HOME LOAN BANKS	12/16/2030	1.280	33,200,000.00	33,193,983.66	33,190,040.00	27,777,543.60
821810055	3130AKAQ9	FEDERAL HOME LOAN BANKS	10/07/2030	1.210	38,200,000.00	38,200,000.00	38,200,000.00	32,008,735.00
1342711516	3130B2FB6	FEDERAL HOME LOAN BANKS	08/06/2029	5.250	50,000,000.00	50,000,000.00	50,000,000.00	50,000,000.00
821808963	3130AQ4R1	FEDERAL HOME LOAN BANKS	12/13/2028	1.700	25,000,000.00	25,000,000.00	25,000,000.00	22,643,375.00
821809680	3130ALV68	FEDERAL HOME LOAN BANKS	03/30/2026	1.030	25,000,000.00	25,000,000.00	25,000,000.00	23,923,750.00
824373426	3130AJK40	FEDERAL HOME LOAN BANKS	05/04/2027	1.200	19,444,444.44	19,444,444.45	19,444,444.45	18,045,047.22
821809174	3130AHL76	FEDERAL HOME LOAN BANKS	11/25/2026	2.080	50,000,000.00	50,000,000.00	50,000,000.00	47,838,950.00
821809202	3130AHNR0	FEDERAL HOME LOAN BANKS	12/16/2026	2.020	50,000,000.00	50,000,000.00	50,000,000.00	47,717,250.00
821809241	3130AQRW5	FEDERAL HOME LOAN BANKS	02/17/2032	2.400	25,000,000.00	25,000,000.00	25,000,000.00	21,725,925.00
858143703	3130AS6Q7	FEDERAL HOME LOAN BANKS	06/07/2027	3.250	25,000,000.00	25,000,000.00	25,000,000.00	24,440,475.00
1141009813	3130AXVE5	FEDERAL HOME LOAN BANKS	11/28/2028	5.350	50,000,000.00	50,000,000.00	50,000,000.00	50,121,700.00
877589745	3130ASHH5	FEDERAL HOME LOAN BANKS	06/28/2027	4.260	25,000,000.00	25,000,000.00	25,000,000.00	24,833,325.00
821809650	3130ALD43	FEDERAL HOME LOAN BANKS	02/24/2031	1.460	25,000,000.00	25,000,000.00	25,000,000.00	21,012,350.00
853951950	3130ARVC2	FEDERAL HOME LOAN BANKS	05/12/2025	3.200	25,000,000.00	25,000,000.00	25,000,000.00	24,852,000.00
870006897	3130ASFD6	FEDERAL HOME LOAN BANKS	06/27/2025	3.500	25,000,000.00	25,000,000.00	25,000,000.00	24,858,425.00
821852235	3130AQYZ0	FEDERAL HOME LOAN BANKS	03/03/2025	2.000	25,000,000.00	25,000,000.00	25,000,000.00	24,833,325.00
1237998929	3130B0PPR4	FEDERAL HOME LOAN BANKS	10/02/2028	5.000	25,000,000.00	25,000,000.00	25,000,000.00	25,032,900.00
828331469	3130AR6A4	FEDERAL HOME LOAN BANKS	03/28/2025	2.000	50,000,000.00	50,000,000.00	50,000,000.00	49,587,400.00
869387879	3130ASEK1	FEDERAL HOME LOAN BANKS	06/27/2025	3.335	25,000,000.00	25,000,000.00	25,000,000.00	24,835,175.00
821809149	3130AJSQ3	FEDERAL HOME LOAN BANKS	07/06/2027	1.020	24,185,000.00	24,182,756.38	24,178,953.75	22,233,101.21
821810799	3130AQJW4	FEDERAL HOME LOAN BANKS	01/27/2027	1.520	50,000,000.00	50,000,000.00	50,000,000.00	47,112,750.00
821809562	3130APWC5	FEDERAL HOME LOAN BANKS	11/23/2026	1.375	25,000,000.00	25,000,000.00	25,000,000.00	23,596,400.00
821810784	3130AQF24	FEDERAL HOME LOAN BANKS	12/29/2026	1.400	50,000,000.00	50,000,000.00	50,000,000.00	47,101,250.00
821809534	3130APM25	FEDERAL HOME LOAN BANKS	10/27/2026	1.250	25,000,000.00	25,000,000.00	25,000,000.00	23,579,725.00
821809644	3130AME73	FEDERAL HOME LOAN BANKS	05/18/2028	1.450	25,000,000.00	25,000,000.00	25,000,000.00	22,745,125.00
821810681	3130AKTV8	FEDERAL HOME LOAN BANKS	01/28/2031	1.320	50,000,000.00	50,000,000.00	50,000,000.00	41,741,250.00
821810610	3130APP33	FEDERAL HOME LOAN BANKS	11/17/2028	1.600	12,000,000.00	12,000,000.00	12,000,000.00	10,831,464.00
826608927	3130AR5R8	FEDERAL HOME LOAN BANKS	03/24/2025	1.890	50,000,000.00	50,000,000.00	50,000,000.00	49,583,900.00
826608942	3130AR5P2	FEDERAL HOME LOAN BANKS	03/24/2025	1.875	50,000,000.00	50,000,000.00	50,000,000.00	49,581,550.00
821809659	3130AQF32	FEDERAL HOME LOAN BANKS	12/29/2027	1.500	25,000,000.00	25,000,000.00	25,000,000.00	23,011,975.00
859220857	3130ARVY4	FEDERAL HOME LOAN BANKS	05/19/2025	3.350	25,000,000.00	25,000,000.00	25,000,000.00	24,865,600.00
821852239	3130AR2J9	FEDERAL HOME LOAN BANKS	03/10/2025	2.000	25,000,000.00	25,000,000.00	25,000,000.00	24,824,475.00
855441198	3130ARVW8	FEDERAL HOME LOAN BANKS	05/16/2025	3.320	25,000,000.00	25,000,000.00	25,000,000.00	24,864,425.00
835023451	3130ARPM7	FEDERAL HOME LOAN BANKS	04/28/2025	3.020	25,000,000.00	24,999,494.07	24,996,250.00	24,844,775.00
851779930	3130ARVU2	FEDERAL HOME LOAN BANKS	05/09/2025	3.300	25,000,000.00	25,000,000.00	25,000,000.00	24,866,500.00
836624936	3130ARF63	FEDERAL HOME LOAN BANKS	04/11/2025	2.300	25,000,000.00	25,000,000.00	25,000,000.00	24,796,225.00
821809166	3130AQB44	FEDERAL HOME LOAN BANKS	12/14/2029	1.800	25,000,000.00	25,000,000.00	25,000,000.00	22,143,525.00
821810683	3130AQKV4	FEDERAL HOME LOAN BANKS	01/27/2027	1.625	25,000,000.00	25,000,000.00	25,000,000.00	23,609,875.00
821809558	3130AKPK6	FEDERAL HOME LOAN BANKS	01/27/2032	1.370	25,000,000.00	25,000,000.00	25,000,000.00	20,166,600.00
843475066	3130ARPK1	FEDERAL HOME LOAN BANKS	04/25/2025	3.000	25,000,000.00	25,000,000.00	25,000,000.00	24,846,750.00
821852237	3130AQXK4	FEDERAL HOME LOAN BANKS	03/07/2025	1.740	25,000,000.00	25,000,000.00	25,000,000.00	24,812,975.00
826608940	3130ARCG4	FEDERAL HOME LOAN BANKS	03/24/2025	2.040	25,000,000.00	25,000,000.00	25,000,000.00	24,803,650.00
1349188571	3130B2E27	FEDERAL HOME LOAN BANKS	08/28/2031	5.150	50,000,000.00	50,000,000.00	50,000,000.00	49,977,900.00
821810696	3130AKT29	FEDERAL HOME LOAN BANKS	02/03/2031	1.320	50,000,000.00	50,000,000.00	50,000,000.00	41,718,750.00
821809601	3130AQHZ9	FEDERAL HOME LOAN BANKS	01/25/2027	1.540	25,000,000.00	25,000,000.00	25,000,000.00	23,569,725.00
811657280	3130AR2Q3	FEDERAL HOME LOAN BANKS	03/07/2025	2.010	25,000,000.00	25,000,000.00	25,000,000.00	24,830,950.00
821809953	3130AJV48	FEDERAL HOME LOAN BANKS	07/28/2027	0.770	50,000,000.00	50,000,000.00	50,000,000.00	45,570,050.00
821810734	3130AKYE0	FEDERAL HOME LOAN BANKS	02/24/2031	1.250	50,000,000.00	50,000,000.00	50,000,000.00	41,457,950.00

LOS ANGELES COUNTY TREASURER
 TREASURER PORTFOLIO COMPARED TO MARKET VALUE
 FOR THE PERIOD: NOVEMBER 1, 2024 NOVEMBER 30, 2024
 FUND: POOLED SURPLUS INVESTMENTS
 ATTACHMENT X

Security ID	CUSIP	Description	Final Maturity	Face Rate	PAR	Amortized Cost	Historical Cost	Market Value
1327267068	3130B26C4	FEDERAL HOME LOAN BANKS	08/13/2031	5.420	25,000,000.00	25,000,000.00	25,000,000.00	25,054,100.00
870006889	3130ASFH7	FEDERAL HOME LOAN BANKS	06/27/2025	3.500	25,000,000.00	25,000,000.00	25,000,000.00	24,858,425.00
821810706	3130AKNQ5	FEDERAL HOME LOAN BANKS	01/27/2032	1.340	50,000,000.00	50,000,000.00	50,000,000.00	40,242,350.00
821809640	3130APXY6	FEDERAL HOME LOAN BANKS	12/01/2026	1.420	25,000,000.00	25,000,000.00	25,000,000.00	23,590,000.00
821809199	3130AKJU1	FEDERAL HOME LOAN BANKS	12/30/2027	0.875	22,000,000.00	22,000,000.00	22,000,000.00	19,832,516.00
821809996	3130AM2J0	FEDERAL HOME LOAN BANKS	04/28/2026	1.050	50,000,000.00	50,000,000.00	50,000,000.00	47,722,750.00
821809655	3130AQAY9	FEDERAL HOME LOAN BANKS	12/30/2026	1.500	25,000,000.00	25,000,000.00	25,000,000.00	23,598,175.00
817178483	3130AQXH1	FEDERAL HOME LOAN BANKS	03/03/2025	1.720	25,000,000.00	25,000,000.00	25,000,000.00	24,815,450.00
821809627	3130APVD4	FEDERAL HOME LOAN BANKS	11/23/2027	1.390	25,000,000.00	25,000,000.00	25,000,000.00	22,985,575.00
836624939	3130ARF48	FEDERAL HOME LOAN BANKS	04/11/2025	2.300	25,000,000.00	25,000,000.00	25,000,000.00	24,796,225.00
821809582	3130AHSJ3	FEDERAL HOME LOAN BANKS	12/23/2026	2.090	40,000,000.00	40,000,000.00	40,000,000.00	38,228,000.00
870418077	3130ASGA1	FEDERAL HOME LOAN BANKS	06/27/2025	3.820	25,000,000.00	25,000,000.00	25,000,000.00	24,903,600.00
821809610	3130AQTT0	FEDERAL HOME LOAN BANKS	02/28/2025	1.550	25,000,000.00	25,000,000.00	25,000,000.00	24,814,825.00
821108957	3130ARD99	FEDERAL HOME LOAN BANKS	04/04/2025	2.080	25,000,000.00	25,000,000.00	25,000,000.00	24,787,175.00
821809554	3130APVK8	FEDERAL HOME LOAN BANKS	11/23/2026	1.300	25,000,000.00	25,000,000.00	25,000,000.00	23,561,175.00
821810420	3130AKJT4	FEDERAL HOME LOAN BANKS	12/30/2030	1.290	19,875,000.00	19,875,000.00	19,875,000.00	16,619,971.88
844868359	3130ARPE5	FEDERAL HOME LOAN BANKS	04/28/2025	3.000	25,000,000.00	25,000,000.00	25,000,000.00	24,842,750.00
821810777	3130AKNV4	FEDERAL HOME LOAN BANKS	01/27/2032	1.350	50,000,000.00	50,000,000.00	50,000,000.00	40,272,650.00
837511314	3130ARRR4	FEDERAL HOME LOAN BANKS	04/28/2025	3.020	25,000,000.00	25,000,000.00	25,000,000.00	24,844,775.00
821810693	3130AQLU5	FEDERAL HOME LOAN BANKS	01/27/2027	1.660	25,000,000.00	25,000,000.00	25,000,000.00	23,627,725.00
821810702	3130AL4N1	FEDERAL HOME LOAN BANKS	02/24/2031	1.320	50,000,000.00	50,000,000.00	50,000,000.00	41,646,850.00
821810028	3130AJJQ3	FEDERAL HOME LOAN BANKS	04/27/2027	1.200	50,000,000.00	50,000,000.00	50,000,000.00	46,427,000.00
877589744	3130ASDV8	FEDERAL HOME LOAN BANKS	06/28/2027	3.300	25,000,000.00	25,000,000.00	25,000,000.00	24,458,075.00
819993801	3130ARBH3	FEDERAL HOME LOAN BANKS	03/28/2025	2.000	50,000,000.00	50,000,000.00	50,000,000.00	49,587,400.00
821810687	3130AQLQ4	FEDERAL HOME LOAN BANKS	01/27/2027	1.650	25,000,000.00	25,000,000.00	25,000,000.00	23,622,625.00
821810000	3130AKB96	FEDERAL HOME LOAN BANKS	10/02/2030	1.080	50,000,000.00	50,000,000.00	50,000,000.00	41,605,250.00
821809567	3130AK3V6	FEDERAL HOME LOAN BANKS	09/30/2030	1.300	39,950,000.00	39,950,000.00	39,950,000.00	33,678,049.75
821810730	3130AKKQ8	FEDERAL HOME LOAN BANKS	12/23/2030	1.250	50,000,000.00	50,000,000.00	50,000,000.00	41,730,100.00
821809694	3130AL4L5	FEDERAL HOME LOAN BANKS	08/24/2029	1.150	25,000,000.00	25,000,000.00	25,000,000.00	21,643,275.00
821810786	3130AKS23	FEDERAL HOME LOAN BANKS	01/27/2033	1.495	50,000,000.00	50,000,000.00	50,000,000.00	39,521,350.00
821809550	3130APYJ8	FEDERAL HOME LOAN BANKS	06/08/2026	1.290	25,000,000.00	25,000,000.00	25,000,000.00	23,868,800.00
839545177	3130ARHC8	FEDERAL HOME LOAN BANKS	04/17/2025	2.600	25,000,000.00	25,000,000.00	25,000,000.00	24,817,250.00
821809972	3130AJRQ4	FEDERAL HOME LOAN BANKS	06/25/2027	1.000	50,000,000.00	50,000,000.00	50,000,000.00	45,971,100.00
1132575155	3130AXQQ4	FEDERAL HOME LOAN BANKS	11/28/2028	5.250	50,000,000.00	50,000,000.00	50,000,000.00	50,237,600.00
821809145	3130AQ3P6	FEDERAL HOME LOAN BANKS	12/08/2031	2.080	24,000,000.00	24,000,000.00	24,000,000.00	20,547,960.00
821809636	3130APX26	FEDERAL HOME LOAN BANKS	12/01/2026	1.400	25,000,000.00	25,000,000.00	25,000,000.00	23,580,500.00
840297222	3130ARE56	FEDERAL HOME LOAN BANKS	04/04/2025	2.210	25,000,000.00	25,000,000.00	25,000,000.00	24,798,200.00
838488793	3130ARKC4	FEDERAL HOME LOAN BANKS	04/14/2025	2.840	25,000,000.00	25,000,000.00	25,000,000.00	24,843,075.00
874729125	3134GXZX5	FEDERAL HOME LOAN MORTGAGE CORP	06/27/2025	4.000	25,000,000.00	25,000,000.00	25,000,000.00	24,927,575.00
904121726	3134GXW42	FEDERAL HOME LOAN MORTGAGE CORP	09/15/2025	4.000	25,000,000.00	25,000,000.00	25,000,000.00	24,899,975.00
1105717474	3134H1DX8	FEDERAL HOME LOAN MORTGAGE CORP	03/25/2027	5.500	50,000,000.00	50,000,000.00	50,000,000.00	50,160,000.00
821809094	3134GW2S4	FEDERAL HOME LOAN MORTGAGE CORP	08/27/2030	1.200	25,000,000.00	25,000,000.00	25,000,000.00	21,008,225.00
1087607704	3134H1AU7	FEDERAL HOME LOAN MORTGAGE CORP	08/29/2028	5.300	50,000,000.00	50,000,000.00	50,000,000.00	50,166,850.00
821810557	3134GW4D5	FEDERAL HOME LOAN MORTGAGE CORP	10/28/2030	1.310	50,000,000.00	50,000,000.00	50,000,000.00	42,080,950.00
821809107	3134GWYY6	FEDERAL HOME LOAN MORTGAGE CORP	10/22/2030	1.260	25,000,000.00	24,995,582.53	24,992,500.00	20,986,300.00
886107584	3134GXG99	FEDERAL HOME LOAN MORTGAGE CORP	07/25/2025	3.650	25,000,000.00	25,000,000.00	25,000,000.00	24,864,550.00
821809206	3134GW6R2	FEDERAL HOME LOAN MORTGAGE CORP	11/05/2032	1.500	50,000,000.00	50,000,000.00	50,000,000.00	39,767,950.00
1183717788	3134H1PV9	FEDERAL HOME LOAN MORTGAGE CORP	01/22/2029	5.160	25,000,000.00	25,000,000.00	25,000,000.00	25,011,275.00
821809092	3134GWQS8	FEDERAL HOME LOAN MORTGAGE CORP	08/24/2029	1.150	25,000,000.00	25,000,000.00	25,000,000.00	21,643,275.00
821809021	3134GW3A2	FEDERAL HOME LOAN MORTGAGE CORP	09/09/2030	1.200	25,000,000.00	25,000,000.00	25,000,000.00	20,984,675.00
821810299	3134GWQ74	FEDERAL HOME LOAN MORTGAGE CORP	09/26/2030	1.330	50,000,000.00	50,000,000.00	50,000,000.00	42,240,300.00
821810327	3134GXFT6	FEDERAL HOME LOAN MORTGAGE CORP	12/16/2031	1.330	50,000,000.00	50,000,000.00	50,000,000.00	40,675,600.00
821810742	3134GWW51	FEDERAL HOME LOAN MORTGAGE CORP	10/08/2030	1.240	50,000,000.00	50,000,000.00	50,000,000.00	41,969,500.00
821809464	3134GXBM5	FEDERAL HOME LOAN MORTGAGE CORP	11/12/2025	0.600	31,739,000.00	31,739,000.00	31,739,000.00	30,601,029.89
1239587453	3134H1ZJ5	FEDERAL HOME LOAN MORTGAGE CORP	04/04/2029	5.360	50,000,000.00	50,000,000.00	50,000,000.00	50,095,700.00
821809548	3134GVRW0	FEDERAL HOME LOAN MORTGAGE CORP	05/27/2025	0.750	50,000,000.00	50,000,000.00	50,000,000.00	49,076,750.00
821810766	3134GWYY6	FEDERAL HOME LOAN MORTGAGE CORP	10/22/2030	1.260	50,000,000.00	49,991,165.13	49,985,000.00	41,972,600.00
1175785391	3134H1NS8	FEDERAL HOME LOAN MORTGAGE CORP	01/29/2029	5.150	50,000,000.00	50,000,000.00	50,000,000.00	50,025,800.00
821809559	3134GXCS1	FEDERAL HOME LOAN MORTGAGE CORP	11/25/2025	0.625	50,000,000.00	50,000,000.00	50,121,500.00	48,211,700.00
1290537030	3134H12C6	FEDERAL HOME LOAN MORTGAGE CORP	06/27/2029	5.540	50,000,000.00	50,000,000.00	50,000,000.00	50,215,450.00
821809027	3134GWB96	FEDERAL HOME LOAN MORTGAGE CORP	09/09/2030	1.250	25,000,000.00	25,000,000.00	25,000,000.00	21,047,850.00
1242651760	3134H1ZZ9	FEDERAL HOME LOAN MORTGAGE CORP	04/16/2029	5.500	50,000,000.00	50,000,000.00	50,000,000.00	50,049,350.00
821810596	3134GW6Q4	FEDERAL HOME LOAN MORTGAGE CORP	11/12/2030	1.310	50,000,000.00	50,000,000.00	50,000,000.00	42,028,850.00
1211002764	3134H1VJ9	FEDERAL HOME LOAN MORTGAGE CORP	03/06/2029	5.510	25,000,000.00	25,000,000.00	25,000,000.00	25,051,975.00
1400333398	3134HAWM1	FEDERAL HOME LOAN MORTGAGE CORP	11/14/2031	5.060	50,000,000.00	50,000,000.00	50,000,000.00	49,876,450.00
821810333	3134GXFS8	FEDERAL HOME LOAN MORTGAGE CORP	12/09/2031	1.330	50,000,000.00	50,000,000.00	50,000,000.00	40,698,950.00
1246450839	3134H1D42	FEDERAL HOME LOAN MORTGAGE CORP	04/23/2029	5.600	50,000,000.00	50,000,000.00	50,000,000.00	50,168,750.00
1252508128	3134H1J87	FEDERAL HOME LOAN MORTGAGE CORP	05/03/2029	5.450	25,000,000.00	25,000,000.00	25,000,000.00	25,166,825.00

LOS ANGELES COUNTY TREASURER
 TREASURER PORTFOLIO COMPARED TO MARKET VALUE
 FOR THE PERIOD: NOVEMBER 1, 2024 NOVEMBER 30, 2024
 FUND: POOLED SURPLUS INVESTMENTS
 ATTACHMENT X

Security ID	CUSIP	Description	Final Maturity	Face Rate	PAR	Amortized Cost	Historical Cost	Market Value
821810415	3134GXEB6	FEDERAL HOME LOAN MORTGAGE CORP	11/23/2032	1.420	50,000,000.00	50,000,000.00	50,000,000.00	39,476,250.00
1247082996	3134H1G23	FEDERAL HOME LOAN MORTGAGE CORP	04/16/2029	5.700	25,000,000.00	25,000,000.00	25,000,000.00	25,089,175.00
821809643	3134GVSG4	FEDERAL HOME LOAN MORTGAGE CORP	05/27/2025	0.770	50,000,000.00	50,000,000.00	50,000,000.00	49,081,600.00
1185074076	3134H1PT4	FEDERAL HOME LOAN MORTGAGE CORP	01/22/2029	5.150	25,000,000.00	25,000,000.00	25,000,000.00	25,010,525.00
821809598	3134GWD41	FEDERAL HOME LOAN MORTGAGE CORP	07/29/2027	1.000	50,000,000.00	50,000,000.00	50,000,000.00	45,852,250.00
1231484714	3134H1YL1	FEDERAL HOME LOAN MORTGAGE CORP	03/27/2028	5.280	50,000,000.00	50,000,000.00	50,000,000.00	50,033,250.00
821809114	3137EAE0P	FEDERAL HOME LOAN MORTGAGE CORP	02/12/2025	1.500	25,000,000.00	24,999,230.00	24,980,750.00	24,846,175.00
821810804	3134GWUN4	FEDERAL HOME LOAN MORTGAGE CORP	09/30/2030	1.240	50,000,000.00	50,000,000.00	50,000,000.00	41,997,350.00
1259362962	3134H1P31	FEDERAL HOME LOAN MORTGAGE CORP	05/21/2029	5.770	50,000,000.00	50,000,000.00	50,000,000.00	50,244,700.00
821809030	3134GWRG3	FEDERAL HOME LOAN MORTGAGE CORP	09/03/2030	1.260	25,000,000.00	25,000,000.00	25,000,000.00	21,070,875.00
1311538955	3134H15V1	FEDERAL HOME LOAN MORTGAGE CORP	07/13/2029	5.650	50,000,000.00	50,000,000.00	50,000,000.00	50,048,000.00
821810292	3134GXEK6	FEDERAL HOME LOAN MORTGAGE CORP	11/25/2031	1.320	50,000,000.00	50,000,000.00	50,000,000.00	40,715,750.00
1208388477	3134H1UR2	FEDERAL HOME LOAN MORTGAGE CORP	02/28/2029	5.500	25,000,000.00	25,000,000.00	25,000,000.00	25,040,975.00
821809639	3134GWSZ0	FEDERAL HOME LOAN MORTGAGE CORP	09/28/2028	1.000	50,000,000.00	50,000,000.00	50,000,000.00	44,169,150.00
821810580	3134GW4K9	FEDERAL HOME LOAN MORTGAGE CORP	10/28/2030	1.310	50,000,000.00	50,000,000.00	50,000,000.00	42,080,950.00
1182264645	3134H1PQ0	FEDERAL HOME LOAN MORTGAGE CORP	01/29/2029	5.125	25,000,000.00	25,000,000.00	25,000,000.00	25,007,700.00
821810750	3134GWUA2	FEDERAL HOME LOAN MORTGAGE CORP	09/30/2030	1.250	50,000,000.00	50,000,000.00	50,000,000.00	42,022,850.00
1297294403	3134H13D3	FEDERAL HOME LOAN MORTGAGE CORP	06/27/2029	5.625	50,000,000.00	50,000,000.00	50,000,000.00	50,033,550.00
868541001	3134GXSS8	FEDERAL HOME LOAN MORTGAGE CORP	06/27/2025	3.250	25,000,000.00	25,000,000.00	25,000,000.00	24,823,200.00
821809211	3134GVG44	FEDERAL HOME LOAN MORTGAGE CORP	12/09/2025	0.500	50,000,000.00	50,000,000.00	50,000,000.00	48,030,850.00
821809090	3134GWJA5	FEDERAL HOME LOAN MORTGAGE CORP	02/12/2029	1.100	25,000,000.00	25,000,000.00	25,000,000.00	21,933,775.00
1211002691	3134H1VH3	FEDERAL HOME LOAN MORTGAGE CORP	03/06/2029	5.500	25,000,000.00	25,000,000.00	25,000,000.00	25,051,975.00
821810509	3134GWZZ2	FEDERAL HOME LOAN MORTGAGE CORP	10/28/2030	1.300	50,000,000.00	50,000,000.00	50,000,000.00	42,055,150.00
821809553	3134GXCS1	FEDERAL HOME LOAN MORTGAGE CORP	11/25/2025	0.625	50,000,000.00	50,000,000.00	50,121,500.00	48,211,700.00
907051191	3134GXY32	FEDERAL HOME LOAN MORTGAGE CORP	09/19/2025	4.050	25,000,000.00	25,000,000.00	25,000,000.00	24,907,975.00
821810772	3134GWZ74	FEDERAL HOME LOAN MORTGAGE CORP	10/21/2030	1.270	50,000,000.00	50,000,000.00	50,000,000.00	42,001,700.00
878006740	3134GXZV9	FEDERAL HOME LOAN MORTGAGE CORP	06/27/2025	4.000	25,000,000.00	25,000,000.00	25,000,000.00	24,927,575.00
821810281	3134GXEC4	FEDERAL HOME LOAN MORTGAGE CORP	11/25/2031	1.320	50,000,000.00	50,000,000.00	50,000,000.00	40,715,750.00
821809635	3134GWSZ0	FEDERAL HOME LOAN MORTGAGE CORP	09/28/2028	1.000	50,000,000.00	50,000,000.00	50,000,000.00	44,169,150.00
1298312440	3134H13M3	FEDERAL HOME LOAN MORTGAGE CORP	06/27/2029	5.630	50,000,000.00	50,000,000.00	50,000,000.00	50,033,700.00
821810703	3134GXKC7	FEDERAL HOME LOAN MORTGAGE CORP	01/06/2031	1.150	50,000,000.00	50,000,000.00	50,000,000.00	41,390,450.00
821809088	3134GVX78	FEDERAL HOME LOAN MORTGAGE CORP	06/28/2027	1.000	25,000,000.00	24,999,908.23	24,999,750.00	22,985,475.00
821810746	3134GWTM8	FEDERAL HOME LOAN MORTGAGE CORP	09/30/2030	1.250	50,000,000.00	50,000,000.00	50,000,000.00	42,022,850.00
821809605	3134GVQR2	FEDERAL HOME LOAN MORTGAGE CORP	05/04/2027	1.050	50,000,000.00	50,000,000.00	50,000,000.00	46,230,550.00
821809108	3134GWC79	FEDERAL HOME LOAN MORTGAGE CORP	09/17/2030	1.280	25,000,000.00	25,000,000.00	25,000,000.00	21,072,025.00
821810457	3134GXEQ3	FEDERAL HOME LOAN MORTGAGE CORP	11/26/2032	1.490	50,000,000.00	50,000,000.00	50,000,000.00	39,899,100.00
821809093	3134GWQA7	FEDERAL HOME LOAN MORTGAGE CORP	08/20/2029	1.100	25,000,000.00	25,000,000.00	25,000,000.00	21,597,400.00
1241572235	3134H1ZP1	FEDERAL HOME LOAN MORTGAGE CORP	04/04/2029	5.430	50,000,000.00	50,000,000.00	50,000,000.00	50,117,350.00
821810698	3134GVUQ9	FEDERAL HOME LOAN MORTGAGE CORP	05/27/2027	1.070	50,000,000.00	50,000,000.00	50,000,000.00	46,166,400.00
821810059	3134GXBM5	FEDERAL HOME LOAN MORTGAGE CORP	11/12/2025	0.600	50,000,000.00	50,000,000.00	50,000,000.00	48,207,300.00
821809648	3134GWSX5	FEDERAL HOME LOAN MORTGAGE CORP	09/23/2030	1.250	50,000,000.00	50,000,000.00	50,000,000.00	42,047,150.00
1155543945	3134H1LQ4	FEDERAL HOME LOAN MORTGAGE CORP	12/18/2026	5.280	50,000,000.00	50,000,000.00	50,000,000.00	50,019,000.00
821810414	3134GW6Y7	FEDERAL HOME LOAN MORTGAGE CORP	11/17/2031	1.410	50,000,000.00	50,000,000.00	50,000,000.00	41,009,750.00
1071596096	3134GYY63	FEDERAL HOME LOAN MORTGAGE CORP	07/26/2028	5.050	50,000,000.00	49,707,995.62	49,600,000.00	49,991,500.00
1403344801	3134HAW58	FEDERAL HOME LOAN MORTGAGE CORP	11/18/2031	5.200	50,000,000.00	50,000,000.00	50,000,000.00	50,045,600.00
904121725	3134GXW26	FEDERAL HOME LOAN MORTGAGE CORP	09/12/2025	4.000	25,000,000.00	25,000,000.00	25,000,000.00	24,902,250.00
821810076	3134GVVJ4	FEDERAL HOME LOAN MORTGAGE CORP	05/27/2025	0.730	50,000,000.00	50,000,000.00	50,000,000.00	49,071,950.00
821810771	3134GWZ66	FEDERAL HOME LOAN MORTGAGE CORP	10/22/2030	1.270	50,000,000.00	50,000,000.00	50,000,000.00	41,998,350.00
1290537029	3134H1Z97	FEDERAL HOME LOAN MORTGAGE CORP	06/27/2029	5.530	50,000,000.00	50,000,000.00	50,000,000.00	50,211,400.00
821809661	3134GVMU9	FEDERAL HOME LOAN MORTGAGE CORP	04/28/2026	1.000	50,000,000.00	50,000,000.00	50,000,000.00	47,688,850.00
821810756	3134GWXP6	FEDERAL HOME LOAN MORTGAGE CORP	10/15/2030	1.250	50,000,000.00	50,000,000.00	50,000,000.00	41,971,000.00
821809063	3134GWAJ5	FEDERAL HOME LOAN MORTGAGE CORP	07/22/2026	0.830	25,000,000.00	25,000,000.00	25,000,000.00	23,591,125.00
821809091	3134GWQY5	FEDERAL HOME LOAN MORTGAGE CORP	08/25/2028	1.070	25,000,000.00	25,000,000.00	25,000,000.00	22,239,775.00
821810517	3134GW3N4	FEDERAL HOME LOAN MORTGAGE CORP	10/28/2030	1.300	50,000,000.00	50,000,000.00	50,000,000.00	42,055,150.00
1389644050	3134HATJ2	FEDERAL HOME LOAN MORTGAGE CORP	11/06/2031	5.020	50,000,000.00	50,000,000.00	50,000,000.00	49,814,550.00
1196593160	3134H1RX3	FEDERAL HOME LOAN MORTGAGE CORP	02/21/2029	5.250	25,000,000.00	25,000,000.00	25,000,000.00	25,021,500.00
821810347	3134GXAT1	FEDERAL HOME LOAN MORTGAGE CORP	11/26/2030	1.360	50,000,000.00	50,000,000.00	50,000,000.00	42,112,150.00
1232433697	3134H1YP2	FEDERAL HOME LOAN MORTGAGE CORP	03/27/2028	5.250	50,000,000.00	50,000,000.00	50,000,000.00	50,021,800.00
821809026	3134GWD45	FEDERAL HOME LOAN MORTGAGE CORP	09/16/2030	1.250	25,000,000.00	25,000,000.00	25,000,000.00	21,035,700.00
821810063	3134GV2C1	FEDERAL HOME LOAN MORTGAGE CORP	06/23/2025	0.710	50,000,000.00	50,000,000.00	50,000,000.00	48,947,400.00
903285065	3134GXU44	FEDERAL HOME LOAN MORTGAGE CORP	09/07/2027	4.050	25,000,000.00	25,000,000.00	25,000,000.00	24,723,325.00
821809112	3134GWF68	FEDERAL HOME LOAN MORTGAGE CORP	09/17/2030	1.320	25,000,000.00	25,000,000.00	25,000,000.00	21,122,725.00
892077158	3134GXL77	FEDERAL HOME LOAN MORTGAGE CORP	07/28/2025	3.500	25,000,000.00	25,000,000.00	25,000,000.00	24,837,825.00
871902296	3134GXZV9	FEDERAL HOME LOAN MORTGAGE CORP	06/27/2025	4.000	25,000,000.00	25,000,000.00	25,000,000.00	24,927,575.00
821809631	3134GXCS1	FEDERAL HOME LOAN MORTGAGE CORP	11/25/2025	0.625	50,000,000.00	50,000,000.00	50,121,500.00	48,211,700.00
1175785390	3134H1NM1	FEDERAL HOME LOAN MORTGAGE CORP	01/29/2029	5.180	50,000,000.00	50,000,000.00	50,000,000.00	50,028,200.00
821810765	3134GWYT7	FEDERAL HOME LOAN MORTGAGE CORP	10/15/2030	1.260	50,000,000.00	50,000,000.00	50,000,000.00	41,996,650.00
1365011209	3134HALW1	FEDERAL HOME LOAN MORTGAGE CORP	09/17/2029	4.700	50,000,000.00	50,000,000.00	50,000,000.00	49,794,000.00

LOS ANGELES COUNTY TREASURER
TREASURER PORTFOLIO COMPARED TO MARKET VALUE
FOR THE PERIOD: NOVEMBER 1, 2024 NOVEMBER 30, 2024
FUND: POOLED SURPLUS INVESTMENTS
ATTACHMENT X

Security ID	CUSIP	Description	Final Maturity	Face Rate	PAR	Amortized Cost	Historical Cost	Market Value
821809209	3134GXAK0	FEDERAL HOME LOAN MORTGAGE CORP	08/09/2032	1.500	50,000,000.00	50,000,000.00	50,000,000.00	40,047,100.00
821809543	3134GVRV2	FEDERAL HOME LOAN MORTGAGE CORP	05/27/2025	0.750	50,000,000.00	50,000,000.00	50,000,000.00	49,076,750.00
1201525602	3134H1SU8	FEDERAL HOME LOAN MORTGAGE CORP	02/28/2029	5.400	25,000,000.00	25,000,000.00	25,000,000.00	25,034,925.00
821809532	3134GV5B0	FEDERAL HOME LOAN MORTGAGE CORP	07/09/2025	0.730	50,000,000.00	50,000,000.00	50,000,000.00	48,875,150.00
899279676	3134GXS21	FEDERAL HOME LOAN MORTGAGE CORP	08/25/2025	3.800	25,000,000.00	25,000,000.00	25,000,000.00	24,873,975.00
821810541	3134GW4S2	FEDERAL HOME LOAN MORTGAGE CORP	10/28/2030	1.300	50,000,000.00	50,000,000.00	50,000,000.00	42,055,150.00
821809024	3134GWRH1	FEDERAL HOME LOAN MORTGAGE CORP	08/26/2030	1.250	25,000,000.00	25,000,000.00	25,000,000.00	21,072,775.00
821810360	3134GXKB9	FEDERAL HOME LOAN MORTGAGE CORP	01/06/2033	1.360	50,000,000.00	50,000,000.00	50,000,000.00	39,133,300.00
821809110	3134GW6Q4	FEDERAL HOME LOAN MORTGAGE CORP	11/12/2030	1.310	25,000,000.00	25,000,000.00	25,000,000.00	21,014,425.00
821809642	3134GWSX5	FEDERAL HOME LOAN MORTGAGE CORP	09/23/2030	1.250	50,000,000.00	50,000,000.00	50,000,000.00	42,047,150.00
1205059830	3134H1TM5	FEDERAL HOME LOAN MORTGAGE CORP	02/21/2029	5.500	25,000,000.00	25,000,000.00	25,000,000.00	25,037,100.00
1274219209	3134H1U92	FEDERAL HOME LOAN MORTGAGE CORP	05/25/2029	5.660	50,000,000.00	50,000,000.00	50,000,000.00	50,109,800.00
821809657	3134GVGM4	FEDERAL HOME LOAN MORTGAGE CORP	03/17/2026	1.000	50,000,000.00	50,000,000.00	50,000,000.00	47,881,600.00
906927716	3134GXQ80	FEDERAL HOME LOAN MORTGAGE CORP	08/29/2025	3.750	25,000,000.00	25,000,000.00	25,000,000.00	24,862,375.00
821810506	3134GWZ99	FEDERAL HOME LOAN MORTGAGE CORP	10/28/2030	1.300	50,000,000.00	50,000,000.00	50,000,000.00	42,055,150.00
1416248072	3134HAE66	FEDERAL HOME LOAN MORTGAGE CORP	11/21/2031	5.340	50,000,000.00	50,000,000.00	50,000,000.00	50,066,200.00
821810691	3134GVTY4	FEDERAL HOME LOAN MORTGAGE CORP	05/27/2027	1.050	50,000,000.00	50,000,000.00	50,000,000.00	46,143,050.00
821809599	3134GWQ33	FEDERAL HOME LOAN MORTGAGE CORP	09/28/2028	1.000	50,000,000.00	50,000,000.00	50,000,000.00	44,169,250.00
821810463	3134GWZF6	FEDERAL HOME LOAN MORTGAGE CORP	10/21/2030	1.290	50,000,000.00	50,000,000.00	50,000,000.00	42,053,150.00
1256331562	3134H1M75	FEDERAL HOME LOAN MORTGAGE CORP	04/25/2029	5.750	50,000,000.00	50,000,000.00	50,000,000.00	50,201,000.00
1297294402	3134H13E1	FEDERAL HOME LOAN MORTGAGE CORP	06/27/2029	5.625	50,000,000.00	50,000,000.00	50,000,000.00	50,033,550.00
907051190	3134GXY40	FEDERAL HOME LOAN MORTGAGE CORP	09/19/2025	4.100	25,000,000.00	25,000,000.00	25,000,000.00	24,917,200.00
821809653	3134GWDM5	FEDERAL HOME LOAN MORTGAGE CORP	07/29/2027	0.830	50,000,000.00	50,000,000.00	50,000,000.00	45,640,650.00
1323520214	3134HABX0	FEDERAL HOME LOAN MORTGAGE CORP	07/25/2029	5.310	25,000,000.00	25,000,000.00	25,000,000.00	25,042,650.00
821810448	3134GXEN0	FEDERAL HOME LOAN MORTGAGE CORP	11/23/2032	1.420	50,000,000.00	50,000,000.00	50,000,000.00	39,476,250.00
1156429720	3134H1LU5	FEDERAL HOME LOAN MORTGAGE CORP	12/18/2026	5.340	25,000,000.00	25,000,000.00	25,000,000.00	25,010,275.00
1365839306	3134HAMB6	FEDERAL HOME LOAN MORTGAGE CORP	09/17/2029	4.700	50,000,000.00	50,000,000.00	50,000,000.00	49,794,000.00
1185927296	3134H1QC0	FEDERAL HOME LOAN MORTGAGE CORP	01/29/2029	5.200	50,000,000.00	50,000,000.00	50,000,000.00	50,029,850.00
821809552	3134GVZ50	FEDERAL HOME LOAN MORTGAGE CORP	12/26/2025	0.750	50,000,000.00	50,000,000.00	50,000,000.00	48,079,100.00
821809212	3134GXAQ7	FEDERAL HOME LOAN MORTGAGE CORP	11/23/2032	1.500	50,000,000.00	50,000,000.00	50,000,000.00	39,712,350.00
1298312467	3134H13L5	FEDERAL HOME LOAN MORTGAGE CORP	06/27/2029	5.625	50,000,000.00	50,000,000.00	50,000,000.00	50,033,550.00
821810368	3134GXFD1	FEDERAL HOME LOAN MORTGAGE CORP	12/02/2031	1.400	50,000,000.00	50,000,000.00	50,000,000.00	40,931,300.00
1279253261	3134H1W58	FEDERAL HOME LOAN MORTGAGE CORP	06/14/2029	5.740	25,000,000.00	25,000,000.00	25,000,000.00	25,063,275.00
821810803	3134GXEZ3	FEDERAL HOME LOAN MORTGAGE CORP	12/09/2030	1.220	50,000,000.00	50,000,000.00	50,000,000.00	41,700,750.00
821809975	3134GW6M3	FEDERAL HOME LOAN MORTGAGE CORP	11/04/2032	1.500	50,000,000.00	50,000,000.00	50,000,000.00	39,770,950.00
821809089	3134GV5S8	FEDERAL HOME LOAN MORTGAGE CORP	06/23/2027	1.000	25,000,000.00	25,000,000.00	25,000,000.00	22,989,475.00
821809649	3134GVSP4	FEDERAL HOME LOAN MORTGAGE CORP	05/27/2025	0.770	50,000,000.00	50,000,000.00	50,000,000.00	49,081,600.00
821810465	3134GWZH2	FEDERAL HOME LOAN MORTGAGE CORP	10/28/2030	1.300	50,000,000.00	50,000,000.00	50,000,000.00	42,055,150.00
1213323977	3134H1VS9	FEDERAL HOME LOAN MORTGAGE CORP	03/12/2029	5.520	25,000,000.00	25,000,000.00	25,000,000.00	25,056,050.00
821810760	3134GWXQ4	FEDERAL HOME LOAN MORTGAGE CORP	10/22/2030	1.250	50,000,000.00	50,000,000.00	50,000,000.00	41,946,900.00
1289662538	3135GATT8	FEDERAL NATIONAL MORTGAGE ASSOCIATION	06/27/2029	5.630	50,000,000.00	50,000,000.00	50,000,000.00	50,142,500.00
821809122	3136G4ZS1	FEDERAL NATIONAL MORTGAGE ASSOCIATION	09/11/2030	1.120	25,000,000.00	25,000,000.00	25,000,000.00	20,891,475.00
1279253259	3135GATG6	FEDERAL NATIONAL MORTGAGE ASSOCIATION	06/06/2029	5.730	25,000,000.00	25,000,000.00	25,000,000.00	25,065,175.00
821809178	3135GA2D2	FEDERAL NATIONAL MORTGAGE ASSOCIATION	10/28/2030	1.260	50,000,000.00	50,000,000.00	50,000,000.00	41,952,000.00
1392036424	3135GAXD8	FEDERAL NATIONAL MORTGAGE ASSOCIATION	11/07/2031	4.860	50,000,000.00	50,000,000.00	50,000,000.00	49,693,000.00
821809223	3136G4R88	FEDERAL NATIONAL MORTGAGE ASSOCIATION	08/26/2030	1.180	50,000,000.00	50,000,000.00	50,000,000.00	41,992,500.00
821809163	3136G4S76	FEDERAL NATIONAL MORTGAGE ASSOCIATION	10/28/2030	1.200	50,000,000.00	50,000,000.00	50,000,000.00	41,797,250.00
1365011688	3135GAV73	FEDERAL NATIONAL MORTGAGE ASSOCIATION	09/26/2029	4.680	50,000,000.00	50,000,000.00	50,000,000.00	49,780,150.00
821809120	3136G4E33	FEDERAL NATIONAL MORTGAGE ASSOCIATION	07/30/2027	0.875	25,000,000.00	25,000,000.00	25,000,000.00	22,846,325.00
821809660	3135G05Q2	FEDERAL NATIONAL MORTGAGE ASSOCIATION	08/05/2030	0.875	50,000,000.00	49,629,862.84	49,361,500.00	41,581,800.00
821809604	3135G05Q2	FEDERAL NATIONAL MORTGAGE ASSOCIATION	08/05/2030	0.875	50,000,000.00	49,367,842.33	48,940,000.00	41,581,800.00
1235387986	3135GAQQ7	FEDERAL NATIONAL MORTGAGE ASSOCIATION	04/09/2029	5.480	50,000,000.00	50,000,000.00	50,000,000.00	50,040,900.00
821809077	3135GACP4	FEDERAL NATIONAL MORTGAGE ASSOCIATION	01/27/2033	1.610	50,000,000.00	50,000,000.00	50,000,000.00	39,850,200.00
821809176	3135GA6X4	FEDERAL NATIONAL MORTGAGE ASSOCIATION	12/09/2030	1.240	50,000,000.00	50,000,000.00	50,000,000.00	41,753,200.00
821809182	3135GAC41	FEDERAL NATIONAL MORTGAGE ASSOCIATION	12/10/2030	1.330	50,000,000.00	50,000,000.00	50,000,000.00	41,985,850.00
1397758860	3135GAY47	FEDERAL NATIONAL MORTGAGE ASSOCIATION	11/13/2031	5.000	50,000,000.00	50,000,000.00	50,000,000.00	49,853,300.00
1275657029	3135GAT92	FEDERAL NATIONAL MORTGAGE ASSOCIATION	05/25/2029	5.700	50,000,000.00	50,000,000.00	50,000,000.00	50,114,550.00
821809602	3135G05Q2	FEDERAL NATIONAL MORTGAGE ASSOCIATION	08/05/2030	0.875	50,000,000.00	49,464,182.20	49,085,000.00	41,581,800.00
1202172677	3135GAP54	FEDERAL NATIONAL MORTGAGE ASSOCIATION	02/14/2029	5.460	25,000,000.00	25,000,000.00	25,000,000.00	25,031,225.00
821809656	3135GACK5	FEDERAL NATIONAL MORTGAGE ASSOCIATION	01/27/2032	1.310	50,000,000.00	50,000,000.00	50,000,000.00	40,151,550.00
821809503	3135GAAK7	FEDERAL NATIONAL MORTGAGE ASSOCIATION	12/17/2030	1.300	25,000,000.00	24,992,445.93	24,987,500.00	20,941,400.00
821809180	3135GA4C2	FEDERAL NATIONAL MORTGAGE ASSOCIATION	11/18/2030	1.320	50,000,000.00	50,000,000.00	50,000,000.00	42,034,650.00
1242656309	3135GAR37	FEDERAL NATIONAL MORTGAGE ASSOCIATION	04/16/2029	5.520	50,000,000.00	50,000,000.00	50,000,000.00	50,050,000.00
821809172	3135GA3T6	FEDERAL NATIONAL MORTGAGE ASSOCIATION	11/25/2030	1.240	50,000,000.00	50,000,000.00	50,000,000.00	41,802,450.00
1182264647	3135GAM73	FEDERAL NATIONAL MORTGAGE ASSOCIATION	01/17/2029	5.125	25,000,000.00	25,000,000.00	25,000,000.00	25,002,650.00
1251220781	3135GARM5	FEDERAL NATIONAL MORTGAGE ASSOCIATION	04/24/2029	5.750	25,000,000.00	25,000,000.00	25,000,000.00	25,099,775.00
1189533957	3135GARM9	FEDERAL NATIONAL MORTGAGE ASSOCIATION	01/30/2029	5.200	25,000,000.00	25,000,000.00	25,000,000.00	25,015,250.00
1215301249	3135GAPZ8	FEDERAL NATIONAL MORTGAGE ASSOCIATION	03/06/2028	5.400	25,000,000.00	25,000,000.00	25,000,000.00	25,037,725.00

LOS ANGELES COUNTY TREASURER
TREASURER PORTFOLIO COMPARED TO MARKET VALUE
FOR THE PERIOD: NOVEMBER 1, 2024 NOVEMBER 30, 2024
FUND: POOLED SURPLUS INVESTMENTS
ATTACHMENT X

Security ID	CUSIP	Description	Final Maturity	Face Rate	PAR	Amortized Cost	Historical Cost	Market Value
1214367400	3135GAPU9	FEDERAL NATIONAL MORTGAGE ASSOCIATION	03/04/2027	5.300	25,000,000.00	25,000,000.00	25,000,000.00	25,052,150.00
821809185	3136G47J6	FEDERAL NATIONAL MORTGAGE ASSOCIATION	10/28/2032	1.450	50,000,000.00	50,000,000.00	50,000,000.00	39,658,700.00
821809217	3135GAAF8	FEDERAL NATIONAL MORTGAGE ASSOCIATION	12/08/2028	0.950	50,000,000.00	50,000,000.00	50,000,000.00	43,815,400.00
821809183	3135GACG4	FEDERAL NATIONAL MORTGAGE ASSOCIATION	01/20/2033	1.360	50,000,000.00	50,000,000.00	50,000,000.00	39,088,100.00
1381190716	3135GAW72	FEDERAL NATIONAL MORTGAGE ASSOCIATION	10/08/2031	4.640	50,000,000.00	50,000,000.00	50,000,000.00	49,378,200.00
1200783200	3135GANW7	FEDERAL NATIONAL MORTGAGE ASSOCIATION	02/20/2029	5.280	25,000,000.00	25,000,000.00	25,000,000.00	25,026,175.00
821809189	3135GA4B4	FEDERAL NATIONAL MORTGAGE ASSOCIATION	11/23/2032	1.500	50,000,000.00	50,000,000.00	50,000,000.00	39,712,350.00
1235387988	3135GAQQ7	FEDERAL NATIONAL MORTGAGE ASSOCIATION	04/09/2029	5.480	50,000,000.00	50,000,000.00	50,000,000.00	50,040,900.00
821809652	3135GACK5	FEDERAL NATIONAL MORTGAGE ASSOCIATION	01/27/2032	1.310	50,000,000.00	50,000,000.00	50,000,000.00	40,151,550.00
821809075	3136G42K8	FEDERAL NATIONAL MORTGAGE ASSOCIATION	08/27/2032	1.220	49,250,000.00	48,846,905.40	48,634,375.00	38,553,638.75
821809118	3135G05Q2	FEDERAL NATIONAL MORTGAGE ASSOCIATION	08/05/2030	0.875	25,000,000.00	24,617,647.99	24,355,000.00	20,790,900.00
1393460784	3135GAXH9	FEDERAL NATIONAL MORTGAGE ASSOCIATION	11/12/2031	4.920	50,000,000.00	50,000,000.00	50,000,000.00	49,763,950.00
821809213	3136G4YZ0	FEDERAL NATIONAL MORTGAGE ASSOCIATION	07/09/2026	0.820	50,000,000.00	50,000,000.00	50,000,000.00	47,231,100.00
1289662537	3135GATS0	FEDERAL NATIONAL MORTGAGE ASSOCIATION	06/27/2029	5.625	50,000,000.00	50,000,000.00	50,000,000.00	50,141,700.00
821809116	3135G04Z3	FEDERAL NATIONAL MORTGAGE ASSOCIATION	06/17/2025	0.500	25,000,000.00	24,998,964.78	24,990,500.00	24,475,875.00
1390503264	3135GAX97	FEDERAL NATIONAL MORTGAGE ASSOCIATION	11/06/2031	4.820	50,000,000.00	50,000,000.00	50,000,000.00	49,643,700.00
821809187	3135GA2E0	FEDERAL NATIONAL MORTGAGE ASSOCIATION	11/17/2032	1.460	50,000,000.00	50,000,000.00	50,000,000.00	39,627,500.00
1249639093	3135GARL7	FEDERAL NATIONAL MORTGAGE ASSOCIATION	04/23/2029	5.750	25,000,000.00	25,000,000.00	25,000,000.00	25,099,025.00
821809179	3135GA6Z9	FEDERAL NATIONAL MORTGAGE ASSOCIATION	12/09/2030	1.330	50,000,000.00	50,000,000.00	50,000,000.00	41,989,250.00
821809222	3135GAAE1	FEDERAL NATIONAL MORTGAGE ASSOCIATION	12/08/2028	1.000	50,000,000.00	50,000,000.00	50,000,000.00	43,906,700.00
1273253734	3135GASZ5	FEDERAL NATIONAL MORTGAGE ASSOCIATION	05/25/2029	5.650	50,000,000.00	50,000,000.00	50,000,000.00	50,108,600.00
1247082997	3135GARF0	FEDERAL NATIONAL MORTGAGE ASSOCIATION	04/16/2029	5.700	25,000,000.00	25,000,000.00	25,000,000.00	25,089,175.00
1389644048	3135GAX63	FEDERAL NATIONAL MORTGAGE ASSOCIATION	11/04/2031	4.810	50,000,000.00	50,000,000.00	50,000,000.00	49,629,100.00
1411476761	3135GAYU9	FEDERAL NATIONAL MORTGAGE ASSOCIATION	11/25/2030	5.125	50,000,000.00	50,000,000.00	50,000,000.00	50,062,400.00
821809177	3135GA2V2	FEDERAL NATIONAL MORTGAGE ASSOCIATION	11/18/2030	1.270	50,000,000.00	50,000,000.00	50,000,000.00	41,904,600.00
1399647648	3135GAY70	FEDERAL NATIONAL MORTGAGE ASSOCIATION	11/14/2031	5.050	50,000,000.00	50,000,000.00	50,000,000.00	49,896,950.00
821809162	3136G43U5	FEDERAL NATIONAL MORTGAGE ASSOCIATION	09/27/2030	1.200	50,000,000.00	50,000,000.00	50,000,000.00	41,906,050.00
821809190	3135GAA46	FEDERAL NATIONAL MORTGAGE ASSOCIATION	11/16/2032	1.500	50,000,000.00	50,000,000.00	50,000,000.00	39,733,900.00
821809218	3136G4YY3	FEDERAL NATIONAL MORTGAGE ASSOCIATION	07/15/2027	0.950	50,000,000.00	50,000,000.00	50,000,000.00	45,844,450.00
821809502	3136G4U68	FEDERAL NATIONAL MORTGAGE ASSOCIATION	08/27/2030	1.250	25,000,000.00	25,000,000.00	25,000,000.00	21,071,050.00
1252508129	3135GARS2	FEDERAL NATIONAL MORTGAGE ASSOCIATION	05/03/2029	5.450	25,000,000.00	25,000,000.00	25,000,000.00	25,166,825.00
1274896798	3135GAT35	FEDERAL NATIONAL MORTGAGE ASSOCIATION	05/29/2029	5.670	50,000,000.00	50,000,000.00	50,000,000.00	50,110,950.00
821809168	3136G42K8	FEDERAL NATIONAL MORTGAGE ASSOCIATION	08/27/2032	1.220	50,000,000.00	49,591,051.14	49,375,000.00	39,140,750.00
1408783128	3135GAYS4	FEDERAL NATIONAL MORTGAGE ASSOCIATION	11/20/2031	5.200	50,000,000.00	50,000,000.00	50,000,000.00	49,993,500.00
1195429417	3135GANB3	FEDERAL NATIONAL MORTGAGE ASSOCIATION	02/14/2029	5.250	25,000,000.00	25,000,000.00	25,000,000.00	25,018,975.00
821809181	3135GAA84	FEDERAL NATIONAL MORTGAGE ASSOCIATION	12/16/2031	1.350	50,000,000.00	50,000,000.00	50,000,000.00	40,715,600.00
1389644052	3135GAX71	FEDERAL NATIONAL MORTGAGE ASSOCIATION	11/05/2031	5.025	50,000,000.00	50,000,000.00	50,000,000.00	49,818,150.00
1412349749	3135GAYY1	FEDERAL NATIONAL MORTGAGE ASSOCIATION	11/25/2031	5.220	50,000,000.00	50,000,000.00	50,000,000.00	50,060,900.00
821810668	3135G05C3	FEDERAL NATIONAL MORTGAGE ASSOCIATION	06/30/2025	0.750	21,000,000.00	21,000,000.00	21,000,000.00	20,546,253.00
1345839486	3135GAUE9	FEDERAL NATIONAL MORTGAGE ASSOCIATION	08/27/2030	5.117	50,000,000.00	50,000,000.00	50,000,000.00	49,992,300.00
1414283361	3135GAZ95	FEDERAL NATIONAL MORTGAGE ASSOCIATION	11/25/2031	5.140	50,000,000.00	50,000,000.00	50,000,000.00	50,058,100.00
1195429415	3135GANA5	FEDERAL NATIONAL MORTGAGE ASSOCIATION	02/14/2029	5.250	25,000,000.00	25,000,000.00	25,000,000.00	25,018,975.00
821809186	3136G47K3	FEDERAL NATIONAL MORTGAGE ASSOCIATION	10/28/2031	1.365	50,000,000.00	50,000,000.00	50,000,000.00	40,943,350.00
1201526194	3135GANX5	FEDERAL NATIONAL MORTGAGE ASSOCIATION	02/26/2029	5.400	25,000,000.00	25,000,000.00	25,000,000.00	25,033,975.00
1253218388	3135GARW3	FEDERAL NATIONAL MORTGAGE ASSOCIATION	05/10/2029	5.480	50,000,000.00	50,000,000.00	50,000,000.00	50,360,700.00
1182264649	3135GAM24	FEDERAL NATIONAL MORTGAGE ASSOCIATION	01/10/2029	5.030	50,000,000.00	50,000,000.00	50,000,000.00	49,981,650.00
821809184	3135GAE73	FEDERAL NATIONAL MORTGAGE ASSOCIATION	12/16/2031	1.360	50,000,000.00	50,000,000.00	50,000,000.00	40,765,600.00
821809500	3136G4R88	FEDERAL NATIONAL MORTGAGE ASSOCIATION	08/26/2030	1.180	25,000,000.00	25,000,000.00	25,000,000.00	20,996,250.00
821809597	3135G05Q2	FEDERAL NATIONAL MORTGAGE ASSOCIATION	08/05/2030	0.875	50,000,000.00	49,448,819.71	49,058,500.00	41,581,800.00
821809175	3136G43V3	FEDERAL NATIONAL MORTGAGE ASSOCIATION	09/27/2030	1.250	50,000,000.00	50,000,000.00	50,000,000.00	42,033,300.00
1178100559	3135GALV1	FEDERAL NATIONAL MORTGAGE ASSOCIATION	01/29/2029	5.080	50,000,000.00	50,000,000.00	50,000,000.00	50,017,550.00
1394336004	3135GAXQ9	FEDERAL NATIONAL MORTGAGE ASSOCIATION	11/12/2031	5.000	50,000,000.00	50,000,000.00	50,000,000.00	49,852,700.00
1413032062	3135GAZ53	FEDERAL NATIONAL MORTGAGE ASSOCIATION	11/25/2031	5.220	50,000,000.00	50,000,000.00	50,000,000.00	50,060,900.00
1257862196	3135GAS93	FEDERAL NATIONAL MORTGAGE ASSOCIATION	05/08/2029	5.770	50,000,000.00	50,000,000.00	50,000,000.00	50,224,800.00
821809188	3135GA2C4	FEDERAL NATIONAL MORTGAGE ASSOCIATION	11/18/2032	1.450	50,000,000.00	50,000,000.00	50,000,000.00	39,591,350.00
1194585799	3135GAN31	FEDERAL NATIONAL MORTGAGE ASSOCIATION	02/14/2029	5.200	25,000,000.00	25,000,000.00	25,000,000.00	25,016,450.00
821809227	3135GASZ0	FEDERAL NATIONAL MORTGAGE ASSOCIATION	12/08/2032	1.515	50,000,000.00	50,000,000.00	50,000,000.00	39,715,450.00
821809214	3136G4YQ0	FEDERAL NATIONAL MORTGAGE ASSOCIATION	07/09/2025	0.710	50,000,000.00	50,000,000.00	50,000,000.00	48,867,750.00
1178734137	3135GALX7	FEDERAL NATIONAL MORTGAGE ASSOCIATION	01/17/2029	5.100	50,000,000.00	50,000,000.00	50,000,000.00	50,004,000.00
1345259372	3135GAUC3	FEDERAL NATIONAL MORTGAGE ASSOCIATION	08/27/2029	5.100	50,000,000.00	50,000,000.00	50,000,000.00	50,001,700.00
1374462693	313313CT3	FEDERAL FARM CREDIT BANKS FUNDING CORP	03/07/2025	4.310	50,000,000.00	49,425,333.33	49,054,194.44	49,400,500.00
1369856206	313312T91	FEDERAL FARM CREDIT BANKS FUNDING CORP	12/20/2024	4.540	50,000,000.00	49,880,194.45	49,451,416.67	49,869,050.00
1395208192	313313AS7	FEDERAL FARM CREDIT BANKS FUNDING CORP	01/17/2025	4.480	50,000,000.00	49,707,555.55	49,471,111.11	49,697,050.00
1386753181	313312T83	FEDERAL FARM CREDIT BANKS FUNDING CORP	12/19/2024	4.580	50,000,000.00	49,885,500.00	49,586,527.78	49,875,150.00
1361041881	313312T91	FEDERAL FARM CREDIT BANKS FUNDING CORP	12/20/2024	4.780	50,000,000.00	49,873,861.11	49,349,388.89	49,869,050.00
1420217854	313313CR7	FEDERAL FARM CREDIT BANKS FUNDING CORP	03/05/2025	4.350	50,000,000.00	49,432,083.33	49,395,833.33	49,412,600.00
1360035872	313312T91	FEDERAL FARM CREDIT BANKS FUNDING CORP	12/20/2024	4.840	50,000,000.00	49,872,277.78	49,334,500.00	49,869,050.00
1325384032	313312S27	FEDERAL FARM CREDIT BANKS FUNDING CORP	12/05/2024	5.080	25,000,000.00	24,985,888.89	24,534,333.33	24,981,225.00

LOS ANGELES COUNTY TREASURER
TREASURER PORTFOLIO COMPARED TO MARKET VALUE
FOR THE PERIOD: NOVEMBER 1, 2024 NOVEMBER 30, 2024
FUND: POOLED SURPLUS INVESTMENTS
ATTACHMENT X

Security ID	CUSIP	Description	Final Maturity	Face Rate	PAR	Amortized Cost	Historical Cost	Market Value
1372483897	313312T91	FEDERAL FARM CREDIT BANKS FUNDING CORP	12/20/2024	4.500	50,000,000.00	49,881,250.00	49,468,750.00	49,869,050.00
1374462688	313313CQ9	FEDERAL FARM CREDIT BANKS FUNDING CORP	03/04/2025	4.310	50,000,000.00	49,443,291.67	49,072,152.78	49,418,700.00
1395208184	313313AS7	FEDERAL FARM CREDIT BANKS FUNDING CORP	01/17/2025	4.480	50,000,000.00	49,707,555.55	49,471,111.11	49,697,050.00
1420217847	313313CR7	FEDERAL FARM CREDIT BANKS FUNDING CORP	03/05/2025	4.350	50,000,000.00	49,432,083.33	49,395,833.33	49,412,600.00
1365839303	313313CB2	FEDERAL FARM CREDIT BANKS FUNDING CORP	02/19/2025	4.530	50,000,000.00	49,496,666.66	49,031,083.33	49,496,850.00
1361041880	313312T91	FEDERAL FARM CREDIT BANKS FUNDING CORP	12/20/2024	4.780	25,000,000.00	24,936,930.55	24,674,694.44	24,934,525.00
1373351801	313313AF5	FEDERAL FARM CREDIT BANKS FUNDING CORP	01/06/2025	4.400	50,000,000.00	49,780,000.00	49,401,111.11	49,764,850.00
1374462681	313313CT3	FEDERAL FARM CREDIT BANKS FUNDING CORP	03/07/2025	4.310	50,000,000.00	49,425,333.33	49,054,194.44	49,400,500.00
1370619232	313313CC0	FEDERAL FARM CREDIT BANKS FUNDING CORP	02/20/2025	4.330	50,000,000.00	49,512,875.00	49,115,958.33	49,490,850.00
1370619221	313313CC0	FEDERAL FARM CREDIT BANKS FUNDING CORP	02/20/2025	4.330	50,000,000.00	49,512,875.00	49,115,958.33	49,490,850.00
1369856205	313312T91	FEDERAL FARM CREDIT BANKS FUNDING CORP	12/20/2024	4.540	50,000,000.00	49,880,194.45	49,451,416.67	49,869,050.00
1365839295	313313CB2	FEDERAL FARM CREDIT BANKS FUNDING CORP	02/19/2025	4.530	50,000,000.00	49,496,666.66	49,031,083.33	49,496,850.00
1372483896	313312T91	FEDERAL FARM CREDIT BANKS FUNDING CORP	12/20/2024	4.500	50,000,000.00	49,881,250.00	49,468,750.00	49,869,050.00
1395948316	313313BF4	FEDERAL FARM CREDIT BANKS FUNDING CORP	01/30/2025	4.460	50,000,000.00	49,628,333.33	49,417,722.22	49,617,300.00
1373351811	313313AF5	FEDERAL FARM CREDIT BANKS FUNDING CORP	01/06/2025	4.400	50,000,000.00	49,780,000.00	49,401,111.11	49,764,850.00
1336408112	313313AR9	FEDERAL FARM CREDIT BANKS FUNDING CORP	01/16/2025	4.820	50,000,000.00	49,692,055.56	48,928,888.89	49,703,200.00
1374462683	313313CQ9	FEDERAL FARM CREDIT BANKS FUNDING CORP	03/04/2025	4.310	50,000,000.00	49,443,291.67	49,072,152.78	49,418,700.00
1395948320	313313BF4	FEDERAL FARM CREDIT BANKS FUNDING CORP	01/30/2025	4.460	50,000,000.00	49,628,333.33	49,417,722.22	49,617,300.00
1386753186	313312T83	FEDERAL FARM CREDIT BANKS FUNDING CORP	12/19/2024	4.580	50,000,000.00	49,885,500.00	49,586,527.78	49,875,150.00
1407636646	313385AC0	FEDERAL HOME LOAN BANKS	01/03/2025	4.509	50,000,000.00	49,793,337.50	49,649,300.00	49,783,350.00
1369856202	313384U72	FEDERAL HOME LOAN BANKS	12/26/2024	4.514	50,000,000.00	49,843,263.89	49,423,211.11	49,832,650.00
1365817674	313384T90	FEDERAL HOME LOAN BANKS	12/20/2024	4.720	50,000,000.00	49,875,444.44	49,390,333.33	49,869,050.00
1370619216	313384T58	FEDERAL HOME LOAN BANKS	12/16/2024	4.500	34,704,000.00	34,638,930.00	34,348,284.00	34,630,254.00
1411469731	313385AS5	FEDERAL HOME LOAN BANKS	01/17/2025	4.440	50,000,000.00	49,710,166.67	49,593,000.00	49,697,050.00
1418714998	313385CW4	FEDERAL HOME LOAN BANKS	03/10/2025	4.380	30,000,000.00	29,638,650.00	29,602,150.00	29,629,380.00
1413030633	313385BG0	FEDERAL HOME LOAN BANKS	01/31/2025	4.400	50,000,000.00	49,627,222.22	49,523,333.33	49,611,250.00
1395208188	313384T90	FEDERAL HOME LOAN BANKS	12/20/2024	4.593	50,000,000.00	49,878,795.83	49,661,904.17	49,869,050.00
1423101207	313384V48	FEDERAL HOME LOAN BANKS	12/31/2024	4.425	50,000,000.00	49,815,625.00	49,784,895.83	49,801,900.00
1417163612	313385CB0	FEDERAL HOME LOAN BANKS	02/19/2025	4.410	50,000,000.00	49,510,000.00	49,442,625.00	49,496,850.00
1399641474	313384T66	FEDERAL HOME LOAN BANKS	12/17/2024	4.550	50,000,000.00	49,898,888.89	49,690,347.22	49,887,500.00
1372483902	313384U80	FEDERAL HOME LOAN BANKS	12/27/2024	4.500	50,000,000.00	49,837,500.00	49,431,250.00	49,826,600.00
1379063891	313384V30	FEDERAL HOME LOAN BANKS	12/30/2024	4.525	50,000,000.00	49,817,743.05	49,440,659.72	49,808,050.00
1399641489	313384U72	FEDERAL HOME LOAN BANKS	12/26/2024	4.597	50,000,000.00	49,840,381.94	49,636,070.83	49,832,650.00
1390502358	313385AF3	FEDERAL HOME LOAN BANKS	01/06/2025	4.485	50,000,000.00	49,775,750.00	49,501,666.67	49,764,850.00
1400330573	313384V30	FEDERAL HOME LOAN BANKS	12/30/2024	4.465	32,557,000.00	32,439,898.80	32,310,683.69	32,432,013.68
1382826491	313384T90	FEDERAL HOME LOAN BANKS	12/20/2024	4.560	50,000,000.00	49,879,666.67	49,537,666.67	49,869,050.00
1413030637	313385BW5	FEDERAL HOME LOAN BANKS	02/14/2025	4.391	50,000,000.00	49,542,604.17	49,445,026.39	49,528,800.00
1372483900	313384U80	FEDERAL HOME LOAN BANKS	12/27/2024	4.500	50,000,000.00	49,837,500.00	49,431,250.00	49,826,600.00
1360035874	313384T25	FEDERAL HOME LOAN BANKS	12/13/2024	4.860	50,000,000.00	49,919,000.00	49,385,750.00	49,912,500.00
1405971484	313385AB2	FEDERAL HOME LOAN BANKS	01/02/2025	4.511	50,000,000.00	49,799,511.11	49,642,879.17	49,789,550.00
1384304629	313385AK2	FEDERAL HOME LOAN BANKS	01/10/2025	4.530	33,000,000.00	32,833,900.00	32,622,122.50	32,828,532.00
1395208194	313384T90	FEDERAL HOME LOAN BANKS	12/20/2024	4.608	50,000,000.00	49,878,400.00	49,641,600.00	49,869,050.00
1365817676	313384T90	FEDERAL HOME LOAN BANKS	12/20/2024	4.720	50,000,000.00	49,875,444.44	49,390,333.33	49,869,050.00
1399641479	313384V30	FEDERAL HOME LOAN BANKS	12/30/2024	4.470	50,000,000.00	49,819,958.33	49,615,083.33	49,808,050.00
1418714991	313385CD6	FEDERAL HOME LOAN BANKS	02/21/2025	4.427	50,000,000.00	49,495,813.89	49,440,476.39	49,484,850.00
1405971488	313384U49	FEDERAL HOME LOAN BANKS	12/23/2024	4.480	50,000,000.00	49,863,111.11	49,701,333.33	49,850,750.00
1394331774	313384V30	FEDERAL HOME LOAN BANKS	12/30/2024	4.590	50,000,000.00	49,815,125.00	49,566,500.00	49,808,050.00
1417860355	313384U49	FEDERAL HOME LOAN BANKS	12/23/2024	4.470	24,525,000.00	24,458,005.87	24,424,508.81	24,451,792.88
1377029578	313385AB2	FEDERAL HOME LOAN BANKS	01/02/2025	4.493	50,000,000.00	49,800,311.11	49,432,134.72	49,789,550.00
1388880330	313385AW6	FEDERAL HOME LOAN BANKS	01/21/2025	4.510	50,000,000.00	49,680,541.67	49,392,402.78	49,672,400.00
1395944667	313385AS5	FEDERAL HOME LOAN BANKS	01/17/2025	4.500	50,000,000.00	49,706,250.00	49,475,000.00	49,697,050.00
1366639769	313384T90	FEDERAL HOME LOAN BANKS	12/20/2024	4.618	50,000,000.00	49,878,136.11	49,416,336.11	49,869,050.00
1423992646	313385BG0	FEDERAL HOME LOAN BANKS	01/31/2025	4.400	50,000,000.00	49,627,222.22	49,602,777.78	49,611,250.00
1369856208	313385AF3	FEDERAL HOME LOAN BANKS	01/06/2025	4.470	50,000,000.00	49,776,500.00	49,354,333.33	49,764,850.00
1368969878	313384T90	FEDERAL HOME LOAN BANKS	12/20/2024	4.585	50,000,000.00	49,879,006.94	49,439,611.11	49,869,050.00
1411469735	313385BU9	FEDERAL HOME LOAN BANKS	02/12/2025	4.432	50,000,000.00	49,550,644.44	49,439,844.44	49,538,800.00
1418714995	313385CD6	FEDERAL HOME LOAN BANKS	02/21/2025	4.427	50,000,000.00	49,495,813.89	49,440,476.39	49,484,850.00
1369856199	313384R76	FEDERAL HOME LOAN BANKS	12/02/2024	4.560	8,449,000.00	8,447,929.79	8,375,155.74	8,445,823.18
1373351806	313384T90	FEDERAL HOME LOAN BANKS	12/20/2024	4.470	50,000,000.00	49,882,041.67	49,478,500.00	49,869,050.00
1399641483	313384V30	FEDERAL HOME LOAN BANKS	12/30/2024	4.470	50,000,000.00	49,819,958.33	49,615,083.33	49,808,050.00
1384934154	313384T90	FEDERAL HOME LOAN BANKS	12/20/2024	4.540	50,000,000.00	49,880,194.44	49,558,611.11	49,869,050.00
1423101204	313384V48	FEDERAL HOME LOAN BANKS	12/31/2024	4.425	50,000,000.00	49,815,625.00	49,784,895.83	49,801,900.00
1374462699	313384R76	FEDERAL HOME LOAN BANKS	12/02/2024	4.520	17,356,000.00	17,353,820.86	17,218,714.04	17,349,474.14
1401399104	313385BG0	FEDERAL HOME LOAN BANKS	01/31/2025	4.472	50,000,000.00	49,621,122.22	49,434,788.89	49,611,250.00
1397753138	313384V30	FEDERAL HOME LOAN BANKS	12/30/2024	4.520	50,000,000.00	49,817,944.44	49,604,500.00	49,808,050.00
1390502364	313384T74	FEDERAL HOME LOAN BANKS	12/18/2024	4.540	17,154,000.00	17,117,223.73	17,022,038.09	17,113,259.25
1413030631	313385AS5	FEDERAL HOME LOAN BANKS	01/17/2025	4.430	50,000,000.00	49,710,819.44	49,606,222.22	49,697,050.00
1414280953	313385BG0	FEDERAL HOME LOAN BANKS	01/31/2025	4.410	49,464,000.00	49,094,380.26	48,997,430.82	49,079,417.40

LOS ANGELES COUNTY TREASURER
TREASURER PORTFOLIO COMPARED TO MARKET VALUE
FOR THE PERIOD: NOVEMBER 1, 2024 NOVEMBER 30, 2024
FUND: POOLED SURPLUS INVESTMENTS
ATTACHMENT X

Security ID	CUSIP	Description	Final Maturity	Face Rate	PAR	Amortized Cost	Historical Cost	Market Value
1377030883	313385AB2	FEDERAL HOME LOAN BANKS	01/02/2025	4.493	50,000,000.00	49,800,311.11	49,432,134.72	49,789,550.00
1417163608	313385AS5	FEDERAL HOME LOAN BANKS	01/17/2025	4.425	28,439,000.00	28,274,705.53	28,232,758.00	28,266,688.10
1366639771	313384T90	FEDERAL HOME LOAN BANKS	12/20/2024	4.618	50,000,000.00	49,878,136.11	49,416,336.11	49,869,050.00
1397753140	313384V30	FEDERAL HOME LOAN BANKS	12/30/2024	4.520	50,000,000.00	49,817,944.44	49,604,500.00	49,808,050.00
1390502361	313384T74	FEDERAL HOME LOAN BANKS	12/18/2024	4.540	50,000,000.00	49,892,805.56	49,615,361.11	49,881,250.00
1413030632	313385BW5	FEDERAL HOME LOAN BANKS	02/14/2025	4.391	50,000,000.00	49,542,604.17	49,445,026.39	49,526,800.00
1395944660	313385AS5	FEDERAL HOME LOAN BANKS	01/17/2025	4.500	50,000,000.00	49,706,250.00	49,475,000.00	49,697,050.00
1417163609	313385CB0	FEDERAL HOME LOAN BANKS	02/19/2025	4.410	50,000,000.00	49,510,000.00	49,442,625.00	49,496,850.00
1365008894	313384T74	FEDERAL HOME LOAN BANKS	12/18/2024	4.750	50,000,000.00	49,887,847.22	49,399,652.78	49,881,250.00
1399641488	313384U72	FEDERAL HOME LOAN BANKS	12/26/2024	4.597	50,000,000.00	49,840,381.94	49,636,070.83	49,832,650.00
1407636662	313385AC0	FEDERAL HOME LOAN BANKS	01/03/2025	4.509	50,000,000.00	49,793,337.50	49,649,300.00	49,783,350.00
1392035375	313384T58	FEDERAL HOME LOAN BANKS	12/16/2024	4.600	40,546,000.00	40,468,286.83	40,255,870.84	40,459,839.75
1369856201	313384U72	FEDERAL HOME LOAN BANKS	12/26/2024	4.514	50,000,000.00	49,843,263.89	49,423,211.11	49,832,650.00
1413030634	313385BW5	FEDERAL HOME LOAN BANKS	02/14/2025	4.391	50,000,000.00	49,542,604.17	49,445,026.39	49,526,800.00
1406805258	313385AS5	FEDERAL HOME LOAN BANKS	01/17/2025	4.430	50,000,000.00	49,710,819.44	49,557,000.00	49,697,050.00
1399641503	313384T66	FEDERAL HOME LOAN BANKS	12/17/2024	4.550	50,000,000.00	49,898,888.89	49,690,347.22	49,887,500.00
1417163611	313385BG0	FEDERAL HOME LOAN BANKS	01/31/2025	4.405	50,000,000.00	49,626,798.61	49,553,381.94	49,611,250.00
1416240368	313385BG0	FEDERAL HOME LOAN BANKS	01/31/2025	4.420	30,000,000.00	29,775,316.66	29,727,433.33	29,766,750.00
1389592061	313385AS5	FEDERAL HOME LOAN BANKS	01/17/2025	4.527	50,000,000.00	49,704,487.50	49,427,837.50	49,697,050.00
1413030636	313385BW5	FEDERAL HOME LOAN BANKS	02/14/2025	4.391	50,000,000.00	49,542,604.17	49,445,026.39	49,526,800.00
1407636664	313384U49	FEDERAL HOME LOAN BANKS	12/23/2024	4.475	19,502,000.00	19,448,667.45	19,390,486.48	19,443,786.53
1386753193	313385AQ9	FEDERAL HOME LOAN BANKS	01/15/2025	4.527	50,000,000.00	49,717,062.50	49,427,837.50	49,709,350.00
1395208191	313384T90	FEDERAL HOME LOAN BANKS	12/20/2024	4.593	50,000,000.00	49,878,795.83	49,661,904.17	49,869,050.00
1369856207	313384R76	FEDERAL HOME LOAN BANKS	12/02/2024	4.560	50,000,000.00	49,993,666.67	49,563,000.00	49,981,200.00
1374462703	313384R76	FEDERAL HOME LOAN BANKS	12/02/2024	4.520	4,987,000.00	4,986,373.85	4,947,552.83	4,985,124.89
1397753142	313384T58	FEDERAL HOME LOAN BANKS	12/16/2024	4.560	33,388,000.00	33,324,562.80	33,180,771.81	33,317,050.50
1384934160	313384T90	FEDERAL HOME LOAN BANKS	12/20/2024	4.540	50,000,000.00	49,880,194.44	49,558,611.11	49,869,050.00
1382826488	313385AH9	FEDERAL HOME LOAN BANKS	01/08/2025	4.549	50,000,000.00	49,759,913.89	49,425,056.94	49,752,500.00
1395208193	313385AZ9	FEDERAL HOME LOAN BANKS	01/24/2025	4.502	50,000,000.00	49,662,350.00	49,430,997.22	49,653,950.00
1377030886	313385AB2	FEDERAL HOME LOAN BANKS	01/02/2025	4.493	50,000,000.00	49,800,311.11	49,425,894.44	49,789,550.00
1413030639	313385BG0	FEDERAL HOME LOAN BANKS	01/31/2025	4.375	25,290,000.00	25,102,520.32	25,050,271.88	25,093,370.25
1366639770	313384T90	FEDERAL HOME LOAN BANKS	12/20/2024	4.618	50,000,000.00	49,816,336.11	49,416,336.11	49,869,050.00
1419307836	313385CA2	FEDERAL HOME LOAN BANKS	02/18/2025	4.400	50,000,000.00	49,517,222.22	49,462,222.22	49,502,800.00
1405971487	313384U49	FEDERAL HOME LOAN BANKS	12/23/2024	4.480	50,000,000.00	49,863,111.11	49,701,333.33	49,850,750.00
1423992645	313385BG0	FEDERAL HOME LOAN BANKS	01/31/2025	4.400	50,000,000.00	49,627,222.22	49,602,777.78	49,611,250.00
1401399105	313385BG0	FEDERAL HOME LOAN BANKS	01/31/2025	4.472	50,000,000.00	49,621,122.22	49,434,788.89	49,611,250.00
1393456847	313385AP1	FEDERAL HOME LOAN BANKS	01/14/2025	4.510	50,000,000.00	49,724,388.89	49,473,833.33	49,715,500.00
1407636655	313384U49	FEDERAL HOME LOAN BANKS	12/23/2024	4.475	50,000,000.00	49,863,263.89	49,714,097.22	49,850,750.00
1419307834	313385BG0	FEDERAL HOME LOAN BANKS	01/31/2025	4.410	50,000,000.00	49,626,375.00	49,571,250.00	49,611,250.00
1420217844	313384V48	FEDERAL HOME LOAN BANKS	12/31/2024	4.435	50,000,000.00	49,815,208.33	49,778,250.00	49,801,900.00
1416240361	313385BG0	FEDERAL HOME LOAN BANKS	01/31/2025	4.420	50,000,000.00	49,625,527.78	49,545,722.22	49,611,250.00
1406805253	313385AS5	FEDERAL HOME LOAN BANKS	01/17/2025	4.430	25,482,000.00	25,334,622.02	25,256,229.48	25,327,604.56
1365008895	313384T74	FEDERAL HOME LOAN BANKS	12/18/2024	4.750	50,000,000.00	49,887,847.22	49,399,652.78	49,881,250.00
1369856200	313385AF3	FEDERAL HOME LOAN BANKS	01/06/2025	4.470	50,000,000.00	49,776,500.00	49,354,333.33	49,764,850.00
1420217846	313384V48	FEDERAL HOME LOAN BANKS	12/31/2024	4.435	50,000,000.00	49,815,208.33	49,778,250.00	49,801,900.00
1384304636	313385AH9	FEDERAL HOME LOAN BANKS	01/08/2025	4.530	25,000,000.00	24,880,458.33	24,720,020.83	24,876,250.00
1382826482	313385AH9	FEDERAL HOME LOAN BANKS	01/08/2025	4.549	50,000,000.00	49,759,913.89	49,425,056.94	49,752,500.00
1366639772	313384T90	FEDERAL HOME LOAN BANKS	12/20/2024	4.618	50,000,000.00	49,878,136.11	49,416,336.11	49,869,050.00
1373351805	313384T90	FEDERAL HOME LOAN BANKS	12/20/2024	4.470	50,000,000.00	49,882,041.67	49,478,500.00	49,869,050.00
1386753188	313385AQ9	FEDERAL HOME LOAN BANKS	01/15/2025	4.527	50,000,000.00	49,717,062.50	49,427,837.50	49,709,350.00
1393456849	313385AX4	FEDERAL HOME LOAN BANKS	01/22/2025	4.519	50,000,000.00	49,673,627.78	49,428,848.61	49,666,250.00
1383459832	313384T58	FEDERAL HOME LOAN BANKS	12/16/2024	4.560	29,955,000.00	29,898,085.50	29,696,987.60	29,891,345.63
1377029577	313385AB2	FEDERAL HOME LOAN BANKS	01/02/2025	4.493	50,000,000.00	49,800,311.11	49,425,894.44	49,789,550.00
1384304635	313397AK7	FEDERAL HOME LOAN MORTGAGE CORP	01/10/2025	4.540	25,000,000.00	24,873,888.89	24,709,944.44	24,870,100.00
1383459827	313397AQ4	FEDERAL HOME LOAN MORTGAGE CORP	01/15/2025	4.500	50,000,000.00	49,718,750.00	49,393,750.00	49,709,350.00
1382826474	313397AS0	FEDERAL HOME LOAN MORTGAGE CORP	01/17/2025	4.530	50,000,000.00	49,704,291.67	49,364,541.67	49,697,050.00
1397753143	313397AQ4	FEDERAL HOME LOAN MORTGAGE CORP	01/15/2025	4.490	50,000,000.00	49,719,375.00	49,507,347.22	49,709,350.00
1386753183	313397AS0	FEDERAL HOME LOAN MORTGAGE CORP	01/17/2025	4.490	50,000,000.00	49,706,902.78	49,413,805.56	49,697,050.00
1381175152	313397AH4	FEDERAL HOME LOAN MORTGAGE CORP	01/08/2025	4.510	50,000,000.00	49,761,972.22	49,398,666.67	49,752,500.00
1386753185	313397AS0	FEDERAL HOME LOAN MORTGAGE CORP	01/17/2025	4.490	50,000,000.00	49,706,902.78	49,413,805.56	49,697,050.00
1394331776	313397AG6	FEDERAL HOME LOAN MORTGAGE CORP	01/07/2025	4.510	50,000,000.00	49,768,236.11	49,523,944.44	49,758,700.00
1381175156	313397AH4	FEDERAL HOME LOAN MORTGAGE CORP	01/08/2025	4.510	50,000,000.00	49,761,972.22	49,423,722.22	49,752,500.00
1393456848	313397AS0	FEDERAL HOME LOAN MORTGAGE CORP	01/17/2025	4.485	50,000,000.00	49,707,229.17	49,458,062.50	49,697,050.00
1404939619	313397AS0	FEDERAL HOME LOAN MORTGAGE CORP	01/17/2025	4.390	29,732,000.00	29,561,594.35	29,463,701.74	29,551,853.81
1384934156	313397AP6	FEDERAL HOME LOAN MORTGAGE CORP	01/14/2025	4.490	50,000,000.00	49,725,611.11	49,407,569.44	49,715,500.00
1397753144	313397AQ4	FEDERAL HOME LOAN MORTGAGE CORP	01/15/2025	4.490	50,000,000.00	49,719,375.00	49,507,347.22	49,709,350.00
1382826475	313397AS0	FEDERAL HOME LOAN MORTGAGE CORP	01/17/2025	4.530	50,000,000.00	49,704,291.67	49,364,541.67	49,697,050.00
1383459826	313397AQ4	FEDERAL HOME LOAN MORTGAGE CORP	01/15/2025	4.500	50,000,000.00	49,718,750.00	49,393,750.00	49,709,350.00

LOS ANGELES COUNTY TREASURER
TREASURER PORTFOLIO COMPARED TO MARKET VALUE
FOR THE PERIOD: NOVEMBER 1, 2024 NOVEMBER 30, 2024
FUND: POOLED SURPLUS INVESTMENTS
ATTACHMENT X

Security ID	CUSIP	Description	Final Maturity	Face Rate	PAR	Amortized Cost	Historical Cost	Market Value
1404939615	313397AS0	FEDERAL HOME LOAN MORTGAGE CORP	01/17/2025	4.390	50,000,000.00	49,713,430.56	49,548,805.56	49,697,050.00
1381175153	313397AH4	FEDERAL HOME LOAN MORTGAGE CORP	01/08/2025	4.510	50,000,000.00	49,761,972.22	49,423,722.22	49,752,500.00
1384934164	313397AP6	FEDERAL HOME LOAN MORTGAGE CORP	01/14/2025	4.490	50,000,000.00	49,725,611.11	49,407,569.44	49,715,500.00
1393456860	313397AS0	FEDERAL HOME LOAN MORTGAGE CORP	01/17/2025	4.485	50,000,000.00	49,707,229.17	49,458,062.50	49,697,050.00
1384304638	313397AK7	FEDERAL HOME LOAN MORTGAGE CORP	01/10/2025	4.540	50,000,000.00	49,747,777.78	49,419,888.89	49,740,200.00
1404939616	313588V36	FEDERAL NATIONAL MORTGAGE ASSOCIATION	12/30/2024	4.485	50,000,000.00	49,819,354.17	49,651,166.67	49,808,050.00
1416240367	313589AC7	FEDERAL NATIONAL MORTGAGE ASSOCIATION	01/03/2025	4.440	50,000,000.00	49,796,500.00	49,716,333.33	49,783,350.00
1411469729	313589AC7	FEDERAL NATIONAL MORTGAGE ASSOCIATION	01/03/2025	4.440	50,000,000.00	49,796,500.00	49,679,333.33	49,783,350.00
1403344800	313588T96	FEDERAL NATIONAL MORTGAGE ASSOCIATION	12/20/2024	4.540	50,000,000.00	49,880,194.45	49,691,027.78	49,869,050.00
1404939618	313588V36	FEDERAL NATIONAL MORTGAGE ASSOCIATION	12/30/2024	4.485	50,000,000.00	49,819,354.17	49,651,166.67	49,808,050.00
1408781483	313588V36	FEDERAL NATIONAL MORTGAGE ASSOCIATION	12/30/2024	4.415	50,000,000.00	49,822,173.61	49,681,138.89	49,808,050.00
1384934159	313588T96	FEDERAL NATIONAL MORTGAGE ASSOCIATION	12/20/2024	4.570	50,000,000.00	49,879,402.78	49,555,694.44	49,869,050.00
1416240362	313589AC7	FEDERAL NATIONAL MORTGAGE ASSOCIATION	01/03/2025	4.440	50,000,000.00	49,796,500.00	49,716,333.33	49,783,350.00
1399641494	313589AC7	FEDERAL NATIONAL MORTGAGE ASSOCIATION	01/03/2025	4.510	50,000,000.00	49,793,291.67	49,586,583.33	49,783,350.00
1404953653	313588U45	FEDERAL NATIONAL MORTGAGE ASSOCIATION	12/23/2024	4.510	50,000,000.00	49,862,194.44	49,693,069.44	49,850,750.00
1384934163	313588T96	FEDERAL NATIONAL MORTGAGE ASSOCIATION	12/20/2024	4.570	50,000,000.00	49,879,402.78	49,555,694.44	49,869,050.00
1412372615	313589AZ6	FEDERAL NATIONAL MORTGAGE ASSOCIATION	01/24/2025	4.390	50,000,000.00	49,670,750.00	49,561,000.00	49,653,950.00
1408781474	313588V36	FEDERAL NATIONAL MORTGAGE ASSOCIATION	12/30/2024	4.415	50,000,000.00	49,822,173.61	49,681,138.89	49,808,050.00
1412372611	313589AZ6	FEDERAL NATIONAL MORTGAGE ASSOCIATION	01/24/2025	4.390	50,000,000.00	49,670,750.00	49,561,000.00	49,653,950.00
1403344799	313588T96	FEDERAL NATIONAL MORTGAGE ASSOCIATION	12/20/2024	4.540	50,000,000.00	49,880,194.45	49,691,027.78	49,869,050.00
1399641498	313589AC7	FEDERAL NATIONAL MORTGAGE ASSOCIATION	01/03/2025	4.510	50,000,000.00	49,793,291.67	49,586,583.33	49,783,350.00
1404953657	313588U45	FEDERAL NATIONAL MORTGAGE ASSOCIATION	12/23/2024	4.510	50,000,000.00	49,862,194.44	49,693,069.44	49,850,750.00
1411469730	313589AC7	FEDERAL NATIONAL MORTGAGE ASSOCIATION	01/03/2025	4.440	50,000,000.00	49,796,500.00	49,679,333.33	49,783,350.00
1392036425	313589AC7	FEDERAL NATIONAL MORTGAGE ASSOCIATION	01/03/2025	4.510	50,000,000.00	49,793,291.67	49,542,736.11	49,783,350.00
1392036427	313589AC7	FEDERAL NATIONAL MORTGAGE ASSOCIATION	01/03/2025	4.510	50,000,000.00	49,793,291.67	49,542,736.11	49,783,350.00
1412372620	313589AS2	FEDERAL NATIONAL MORTGAGE ASSOCIATION	01/17/2025	4.400	50,000,000.00	49,712,777.78	49,602,777.78	49,697,050.00
1412372614	313589AZ6	FEDERAL NATIONAL MORTGAGE ASSOCIATION	01/24/2025	4.390	50,000,000.00	49,670,750.00	49,561,000.00	49,653,950.00
1412372616	313589AZ6	FEDERAL NATIONAL MORTGAGE ASSOCIATION	01/24/2025	4.390	50,000,000.00	49,670,750.00	49,561,000.00	49,653,950.00
1407636657	313589AF0	FEDERAL NATIONAL MORTGAGE ASSOCIATION	01/06/2025	4.450	50,000,000.00	49,777,500.00	49,629,166.67	49,764,850.00
1412372610	313589AS2	FEDERAL NATIONAL MORTGAGE ASSOCIATION	01/17/2025	4.400	50,000,000.00	49,712,777.78	49,602,777.78	49,697,050.00
1407636642	313589AF0	FEDERAL NATIONAL MORTGAGE ASSOCIATION	01/06/2025	4.450	50,000,000.00	49,777,500.00	49,629,166.67	49,764,850.00
AGENCIES TOTAL					29,780,930,444.44	29,734,216,237.43	29,688,703,805.55	28,038,950,369.60
1381175158	05252WWC3	AUSTRALIA AND NEW ZEALAND BANKING GROUP LIMITED	03/05/2025	4.460	50,000,000.00	50,000,000.00	50,000,000.00	49,983,500.00
1397758859	05252WWM1	AUSTRALIA AND NEW ZEALAND BANKING GROUP LIMITED	03/21/2025	4.460	50,000,000.00	50,000,000.00	50,000,000.00	49,998,000.00
1397758858	05252WWM1	AUSTRALIA AND NEW ZEALAND BANKING GROUP LIMITED	03/21/2025	4.460	50,000,000.00	50,000,000.00	50,000,000.00	49,998,000.00
1366639773	06367DM28	BANK OF MONTREAL - CHICAGO BRANCH	03/18/2025	4.530	50,000,000.00	50,000,000.00	50,000,000.00	49,983,500.00
1417167912	06367DMW2	BANK OF MONTREAL - CHICAGO BRANCH	05/20/2025	4.570	50,000,000.00	50,000,000.00	50,000,000.00	49,987,000.00
1338689049	06367DLK9	BANK OF MONTREAL - CHICAGO BRANCH	02/14/2025	4.980	50,000,000.00	50,000,000.00	50,000,000.00	50,032,500.00
1366639778	06367DM28	BANK OF MONTREAL - CHICAGO BRANCH	03/18/2025	4.530	50,000,000.00	50,000,000.00	50,000,000.00	49,983,500.00
1251220777	06418NBA9	BANK OF NOVA SCOTIA - HOUSTON BRANCH	01/17/2025	5.450	50,000,000.00	50,000,000.00	50,000,000.00	50,043,500.00
1230566757	06417M7K5	BANK OF NOVA SCOTIA - HOUSTON BRANCH	12/20/2024	5.370	50,000,000.00	50,000,000.00	50,000,000.00	50,018,000.00
1346645015	13606K6W1	CANADIAN IMPERIAL BANK OF COMMERCE (NEW YORK)	02/26/2025	4.870	50,000,000.00	50,000,000.00	50,000,000.00	50,026,500.00
1346645016	13606K6W1	CANADIAN IMPERIAL BANK OF COMMERCE (NEW YORK)	02/26/2025	4.870	50,000,000.00	50,000,000.00	50,000,000.00	50,026,500.00
1367520664	22536HUJ6	CREDIT AGRICOLE CORPORATE AND INVESTMENT BANK, NE	12/20/2024	4.760	50,000,000.00	50,000,000.00	50,000,000.00	50,005,500.00
1367520663	22536HUJ6	CREDIT AGRICOLE CORPORATE AND INVESTMENT BANK, NE	12/20/2024	4.760	50,000,000.00	50,000,000.00	50,000,000.00	50,005,500.00
1407636640	22536HZY8	CREDIT AGRICOLE CORPORATE AND INVESTMENT BANK, NE	01/03/2025	4.540	50,000,000.00	50,000,000.00	50,000,000.00	50,000,500.00
1350181295	22536HRZ4	CREDIT AGRICOLE CORPORATE AND INVESTMENT BANK, NE	12/02/2024	5.050	50,000,000.00	50,000,000.00	50,000,000.00	50,003,000.00
1412372612	22536HB40	CREDIT AGRICOLE CORPORATE AND INVESTMENT BANK, NE	01/13/2025	4.540	50,000,000.00	50,000,000.00	50,000,000.00	50,002,000.00
1392036426	23345HHB7	DNB BANK ASA	12/30/2024	4.690	50,000,000.00	50,000,000.00	50,000,000.00	50,005,000.00
1389592062	23345HGZ5	DNB BANK ASA	12/30/2024	4.690	50,000,000.00	50,000,000.00	50,000,000.00	50,005,000.00
1383459820	23345HGU6	DNB BANK ASA	12/13/2024	4.750	50,000,000.00	50,000,000.00	50,000,000.00	50,004,000.00
1368988762	23345HGF9	DNB BANK ASA	12/20/2024	4.680	50,000,000.00	50,000,000.00	50,000,000.00	50,003,000.00
1368988758	65558WDU9	NORDEA ABP - NEW YORK BRANCH	12/20/2024	4.690	50,000,000.00	50,000,000.00	50,000,000.00	50,000,000.00
1382826477	65558WDZ8	NORDEA ABP - NEW YORK BRANCH	02/07/2025	4.580	50,000,000.00	50,000,000.00	50,000,000.00	49,994,500.00
1327267064	78015JU39	ROYAL BANK OF CANADA NEW YORK BRANCH	04/30/2025	5.120	50,000,000.00	50,000,000.00	50,000,000.00	50,097,500.00
1313237112	78015JSK4	ROYAL BANK OF CANADA NEW YORK BRANCH	04/17/2025	5.250	50,000,000.00	50,000,000.00	50,000,000.00	50,110,000.00
1384318078	83369XUL0	SOCIETE GENERALE - NEW YORK BRANCH	02/03/2025	4.660	50,000,000.00	50,000,000.00	50,000,000.00	49,998,500.00
1372483899	83369XUB2	SOCIETE GENERALE - NEW YORK BRANCH	01/27/2025	4.580	50,000,000.00	50,000,000.00	50,000,000.00	49,990,500.00
1384318077	83369XUL0	SOCIETE GENERALE - NEW YORK BRANCH	02/03/2025	4.660	50,000,000.00	50,000,000.00	50,000,000.00	49,998,500.00
1372483892	83369XUB2	SOCIETE GENERALE - NEW YORK BRANCH	01/27/2025	4.580	50,000,000.00	50,000,000.00	50,000,000.00	49,990,500.00
1418733004	86959TJG2	SVENSKA HANDELS AB PUBL - NEW YORK BRANCH	02/21/2025	4.550	50,000,000.00	50,000,000.00	50,000,000.00	49,996,500.00
1370627848	86959THD1	SVENSKA HANDELS AB PUBL - NEW YORK BRANCH	12/20/2024	4.670	50,000,000.00	50,000,000.00	50,000,000.00	50,000,000.00
1395212758	86959THY5	SVENSKA HANDELS AB PUBL - NEW YORK BRANCH	01/30/2025	4.610	50,000,000.00	50,000,000.00	50,000,000.00	49,997,500.00
1377029579	86959THE9	SVENSKA HANDELS AB PUBL - NEW YORK BRANCH	01/03/2025	4.650	50,000,000.00	50,000,000.00	50,000,000.00	49,998,000.00
1345256033	89115BY53	THE TORONTO-DOMINION BANK - NEW YORK BRANCH	02/20/2025	4.940	50,000,000.00	50,000,000.00	50,000,000.00	50,027,500.00
1395948319	89115DCT1	THE TORONTO-DOMINION BANK - NEW YORK BRANCH	04/23/2025	4.610	50,000,000.00	50,000,000.00	50,000,000.00	50,005,500.00
1345256035	89115BY53	THE TORONTO-DOMINION BANK - NEW YORK BRANCH	02/20/2025	4.940	50,000,000.00	50,000,000.00	50,000,000.00	50,027,500.00

LOS ANGELES COUNTY TREASURER
TREASURER PORTFOLIO COMPARED TO MARKET VALUE
FOR THE PERIOD: NOVEMBER 1, 2024 NOVEMBER 30, 2024
FUND: POOLED SURPLUS INVESTMENTS
ATTACHMENT X

Security ID	CUSIP	Description	Final Maturity	Face Rate	PAR	Amortized Cost	Historical Cost	Market Value
1360035871	89115D4K9	THE TORONTO-DOMINION BANK - NEW YORK BRANCH	12/13/2024	4.980	50,000,000.00	50,000,000.00	50,000,000.00	50,008,000.00
1395948318	89115DCT1	THE TORONTO-DOMINION BANK - NEW YORK BRANCH	04/23/2025	4.610	50,000,000.00	50,000,000.00	50,000,000.00	50,005,500.00
CD TOTAL					1,850,000,000.00	1,850,000,000.00	1,850,000,000.00	1,850,360,000.00
1366639775	04821TMJ1	ATLANTIC ASSET SECURITIZATION CORP.	12/18/2024	4.720	50,000,000.00	49,888,555.56	49,410,000.00	49,865,250.00
1357288787	04821TM51	ATLANTIC ASSET SECURITIZATION CORP.	12/05/2024	5.000	40,000,000.00	39,977,777.78	39,522,222.22	39,959,200.00
1377029574	04821TMP7	ATLANTIC ASSET SECURITIZATION CORP.	12/23/2024	4.650	50,000,000.00	49,857,916.67	49,463,958.33	49,832,750.00
1419307839	04821TNM3	ATLANTIC ASSET SECURITIZATION CORP.	01/21/2025	4.600	50,000,000.00	49,674,166.66	49,635,833.33	49,642,350.00
1380183554	04821TNH4	ATLANTIC ASSET SECURITIZATION CORP.	01/17/2025	4.570	35,000,000.00	34,791,176.39	34,529,036.11	34,767,810.00
1419307837	04821TNM3	ATLANTIC ASSET SECURITIZATION CORP.	01/21/2025	4.600	20,000,000.00	19,869,666.66	19,854,333.33	19,856,940.00
1357288780	04821TM51	ATLANTIC ASSET SECURITIZATION CORP.	12/05/2024	5.000	50,000,000.00	49,972,222.22	49,402,777.78	49,949,000.00
1392035373	04821TNM3	ATLANTIC ASSET SECURITIZATION CORP.	01/21/2025	4.690	50,000,000.00	49,667,791.67	49,400,722.22	49,642,350.00
1405972559	04821TP58	ATLANTIC ASSET SECURITIZATION CORP.	02/05/2025	4.610	50,000,000.00	49,577,416.66	49,410,944.44	49,546,300.00
1366639776	04821TML6	ATLANTIC ASSET SECURITIZATION CORP.	12/20/2024	4.750	40,000,000.00	39,899,722.22	39,535,555.56	39,881,800.00
1368988759	04821TMH5	ATLANTIC ASSET SECURITIZATION CORP.	12/17/2024	4.700	50,000,000.00	49,895,555.56	49,451,666.67	49,871,750.00
1386753180	04821TNF8	ATLANTIC ASSET SECURITIZATION CORP.	01/15/2025	4.700	50,000,000.00	49,706,250.00	49,399,444.44	49,681,250.00
1382110886	04821TN27	ATLANTIC ASSET SECURITIZATION CORP.	01/02/2025	4.730	50,000,000.00	49,789,777.78	49,428,458.33	49,767,100.00
1369856209	04821TN84	ATLANTIC ASSET SECURITIZATION CORP.	01/08/2025	4.590	50,000,000.00	49,757,750.00	49,324,250.00	49,727,250.00
1404953654	04821TN35	ATLANTIC ASSET SECURITIZATION CORP.	01/03/2025	4.640	50,000,000.00	49,787,333.33	49,619,777.78	49,760,500.00
1423992647	04821TPQ2	ATLANTIC ASSET SECURITIZATION CORP.	02/24/2025	4.590	50,000,000.00	49,458,125.00	49,432,625.00	49,426,300.00
1418714992	04821TPL3	ATLANTIC ASSET SECURITIZATION CORP.	02/20/2025	4.590	50,000,000.00	49,483,625.00	49,419,875.00	49,451,450.00
1361041884	04821TMD4	ATLANTIC ASSET SECURITIZATION CORP.	12/13/2024	4.960	50,000,000.00	49,917,333.33	49,373,111.11	49,897,550.00
1380183560	04821TNH4	ATLANTIC ASSET SECURITIZATION CORP.	01/17/2025	4.570	50,000,000.00	49,701,680.55	49,327,194.44	49,668,300.00
1352826215	04821TM28	ATLANTIC ASSET SECURITIZATION CORP.	12/02/2024	5.070	50,000,000.00	49,992,958.33	49,366,250.00	49,968,150.00
1369856198	04821TN84	ATLANTIC ASSET SECURITIZATION CORP.	01/08/2025	4.590	50,000,000.00	49,757,750.00	49,324,250.00	49,727,250.00
1408781479	0527M0NA1	AUTOBAHN FUNDING COMPANY, LLC	01/10/2025	4.580	35,000,000.00	34,821,888.89	34,719,475.00	34,801,725.00
1420217850	0527M0NX1	AUTOBAHN FUNDING COMPANY, LLC	01/31/2025	4.530	50,000,000.00	49,616,208.33	49,578,458.33	49,582,300.00
1400330571	0527M0M20	AUTOBAHN FUNDING COMPANY, LLC	12/02/2024	4.750	50,000,000.00	49,993,402.78	49,782,291.67	49,968,150.00
1406805254	0527M0MD6	AUTOBAHN FUNDING COMPANY, LLC	12/13/2024	4.650	50,000,000.00	49,922,500.00	49,761,041.67	49,897,550.00
1408781476	0527M0NQ6	AUTOBAHN FUNDING COMPANY, LLC	01/24/2025	4.570	50,000,000.00	49,657,250.00	49,511,263.89	49,626,950.00
1423992650	0527M0ND5	AUTOBAHN FUNDING COMPANY, LLC	01/13/2025	4.570	50,000,000.00	49,727,069.45	49,701,680.56	49,697,500.00
1406805256	0527M0MD6	AUTOBAHN FUNDING COMPANY, LLC	12/13/2024	4.650	10,000,000.00	9,984,500.00	9,952,208.33	9,979,510.00
1386753178	0527M0ML8	AUTOBAHN FUNDING COMPANY, LLC	12/20/2024	4.740	50,000,000.00	49,874,916.67	49,565,500.00	49,852,250.00
1403361550	0527M0MD6	AUTOBAHN FUNDING COMPANY, LLC	12/13/2024	4.710	50,000,000.00	49,921,500.00	49,744,875.00	49,897,550.00
1389592063	0527M0ML8	AUTOBAHN FUNDING COMPANY, LLC	12/20/2024	4.750	35,000,000.00	34,912,256.94	34,704,444.44	34,896,575.00
1420217857	0527M0NX1	AUTOBAHN FUNDING COMPANY, LLC	01/31/2025	4.530	25,000,000.00	24,808,104.17	24,789,229.17	24,791,150.00
1374462700	0527M0M46	AUTOBAHN FUNDING COMPANY, LLC	12/04/2024	4.640	35,000,000.00	34,986,466.67	34,706,777.78	34,968,780.00
1403344798	0527M0N37	AUTOBAHN FUNDING COMPANY, LLC	01/03/2025	4.670	50,000,000.00	49,785,958.33	49,591,375.00	49,761,700.00
1386753175	1247P2P57	CAFCO LLC	02/05/2025	4.630	50,000,000.00	49,575,583.33	49,273,347.22	49,551,500.00
1374462695	1247P2NA8	CAFCO LLC	01/10/2025	4.580	50,000,000.00	49,745,555.56	49,351,166.67	49,716,750.00
1374462689	1247P2N83	CAFCO LLC	01/08/2025	4.570	25,000,000.00	24,879,402.78	24,682,638.89	24,864,775.00
1384934165	1247P2PA6	CAFCO LLC	02/10/2025	4.640	50,000,000.00	49,542,444.45	49,213,777.78	49,519,800.00
1384304639	1247P2PB4	CAFCO LLC	02/11/2025	4.650	50,000,000.00	49,535,000.00	49,205,625.00	49,513,450.00
1388880328	1247P2PE8	CAFCO LLC	02/14/2025	4.650	50,000,000.00	49,515,625.00	49,218,541.67	49,494,450.00
1372486014	1247P2NT7	CAFCO LLC	01/27/2025	4.550	50,000,000.00	49,639,791.67	49,222,708.33	49,608,650.00
1372483891	1247P2NH3	CAFCO LLC	01/17/2025	4.550	50,000,000.00	49,702,986.11	49,285,902.78	49,672,100.00
1374462694	1247P2N83	CAFCO LLC	01/08/2025	4.570	50,000,000.00	49,758,805.56	49,365,277.78	49,729,550.00
1388880337	1247P2PE8	CAFCO LLC	02/14/2025	4.650	50,000,000.00	49,515,625.00	49,218,541.67	49,494,450.00
1384934162	1247P2PA6	CAFCO LLC	02/10/2025	4.640	25,000,000.00	24,771,222.22	24,606,888.89	24,759,900.00
1369859577	1247P2NH3	CAFCO LLC	01/17/2025	4.590	50,000,000.00	49,700,375.00	49,266,875.00	49,672,100.00
1290530701	1247P2M50	CAFCO LLC	12/05/2024	5.350	25,000,000.00	24,985,138.89	24,342,395.83	24,974,500.00
1384304642	1247P2PB4	CAFCO LLC	02/11/2025	4.650	50,000,000.00	49,535,000.00	49,205,625.00	49,513,450.00
1381175151	1247P2P73	CAFCO LLC	02/07/2025	4.560	41,010,000.00	40,656,767.20	40,355,480.40	40,631,723.76
1372486015	1247P2NU4	CAFCO LLC	01/28/2025	4.530	50,000,000.00	49,635,083.33	49,226,125.00	49,602,300.00
1395208185	1247P2PC2	CAFCO LLC	02/12/2025	4.650	50,000,000.00	49,528,541.67	49,283,125.00	49,507,150.00
1299109989	1247P2MD3	CAFCO LLC	12/13/2024	5.330	50,000,000.00	49,911,166.67	48,734,125.00	49,897,550.00
1374462685	1247P2NA8	CAFCO LLC	01/10/2025	4.580	50,000,000.00	49,745,555.56	49,351,166.67	49,716,750.00
1372483905	1247P2NH3	CAFCO LLC	01/17/2025	4.550	50,000,000.00	49,702,986.11	49,285,902.78	49,672,100.00
1299996668	1247P2ML5	CAFCO LLC	12/20/2024	5.330	50,000,000.00	49,859,347.22	48,682,305.56	49,852,250.00
1372486013	1247P2NU4	CAFCO LLC	01/28/2025	4.530	50,000,000.00	49,635,083.33	49,226,125.00	49,602,300.00
1420217852	13608ANX0	CANADIAN IMPERIAL BANK OF COMMERCE	01/31/2025	4.600	50,000,000.00	49,610,277.77	49,571,944.44	49,586,850.00
1420217839	13608ANX0	CANADIAN IMPERIAL BANK OF COMMERCE	01/31/2025	4.600	50,000,000.00	49,610,277.77	49,571,944.44	49,586,850.00
1414280957	13608ANF9	CANADIAN IMPERIAL BANK OF COMMERCE	01/15/2025	4.590	50,000,000.00	49,713,125.00	49,611,125.00	49,687,350.00
1413031098	13608ANE2	CANADIAN IMPERIAL BANK OF COMMERCE	01/14/2025	4.570	50,000,000.00	49,720,722.22	49,612,819.44	49,693,650.00
1417862732	13608ANN2	CANADIAN IMPERIAL BANK OF COMMERCE	01/22/2025	4.610	50,000,000.00	49,667,055.56	49,596,625.00	49,643,200.00
1413031099	13608ANE2	CANADIAN IMPERIAL BANK OF COMMERCE	01/14/2025	4.570	50,000,000.00	49,720,722.22	49,612,819.44	49,693,650.00
1414280958	13608ANF9	CANADIAN IMPERIAL BANK OF COMMERCE	01/15/2025	4.590	50,000,000.00	49,713,125.00	49,611,125.00	49,687,350.00
1417862731	13608ANN2	CANADIAN IMPERIAL BANK OF COMMERCE	01/22/2025	4.610	50,000,000.00	49,667,055.56	49,596,625.00	49,643,200.00

LOS ANGELES COUNTY TREASURER
TREASURER PORTFOLIO COMPARED TO MARKET VALUE
FOR THE PERIOD: NOVEMBER 1, 2024 NOVEMBER 30, 2024
FUND: POOLED SURPLUS INVESTMENTS
ATTACHMENT X

Security ID	CUSIP	Description	Final Maturity	Face Rate	PAR	Amortized Cost	Historical Cost	Market Value
1406805255	13608AM60	CANADIAN IMPERIAL BANK OF COMMERCE	12/06/2024	4.610	50,000,000.00	49,967,986.11	49,807,916.67	49,943,000.00
1393460785	13738JPM6	CANCARA ASSET SECURITISATION LIMITED	02/21/2025	4.650	50,000,000.00	49,470,416.67	49,218,541.67	49,449,050.00
1411476760	13738JQD5	CANCARA ASSET SECURITISATION LIMITED	03/13/2025	4.550	30,000,000.00	29,613,250.00	29,545,000.00	29,593,740.00
1417167911	13738JQM5	CANCARA ASSET SECURITISATION LIMITED	03/21/2025	4.550	50,000,000.00	49,304,861.11	49,241,666.67	49,272,600.00
1345839485	13738JMC1	CANCARA ASSET SECURITISATION LIMITED	12/12/2024	5.130	50,000,000.00	49,921,625.00	49,230,500.00	49,903,600.00
1345839487	13738JMC1	CANCARA ASSET SECURITISATION LIMITED	12/12/2024	5.130	50,000,000.00	49,921,625.00	49,230,500.00	49,903,600.00
1414280959	13738JQ37	CANCARA ASSET SECURITISATION LIMITED	03/03/2025	4.540	50,000,000.00	49,419,888.89	49,337,916.67	49,385,850.00
1416248073	13738JPQ7	CANCARA ASSET SECURITISATION LIMITED	02/24/2025	4.570	50,000,000.00	49,460,486.11	49,384,319.44	49,430,050.00
1356284117	13738JM56	CANCARA ASSET SECURITISATION LIMITED	12/05/2024	5.000	50,000,000.00	49,972,222.22	49,402,777.78	49,948,750.00
1414280951	13738JQH6	CANCARA ASSET SECURITISATION LIMITED	03/17/2025	4.550	50,000,000.00	49,330,138.89	49,229,027.78	49,297,750.00
1341965106	13738JM23	CANCARA ASSET SECURITISATION LIMITED	12/02/2024	5.100	20,000,000.00	19,997,166.67	19,694,000.00	19,987,220.00
1368988760	13738JNP1	CANCARA ASSET SECURITISATION LIMITED	01/23/2025	4.600	50,000,000.00	49,661,388.89	49,226,944.44	49,633,400.00
1393460786	13738JPM6	CANCARA ASSET SECURITISATION LIMITED	02/21/2025	4.650	5,000,000.00	4,947,041.67	4,921,854.17	4,944,905.00
1368988757	13738JNP1	CANCARA ASSET SECURITISATION LIMITED	01/23/2025	4.600	15,000,000.00	14,898,416.66	14,768,083.33	14,890,020.00
1349452978	13738JMD9	CANCARA ASSET SECURITISATION LIMITED	12/13/2024	5.080	50,000,000.00	49,915,333.33	49,259,166.67	49,897,150.00
1349452976	13738JMD9	CANCARA ASSET SECURITISATION LIMITED	12/13/2024	5.080	5,000,000.00	4,991,533.33	4,925,916.67	4,989,715.00
1338101000	13738JMJ6	CANCARA ASSET SECURITISATION LIMITED	12/18/2024	5.050	50,000,000.00	49,880,763.89	49,116,250.00	49,864,650.00
1414280960	13738JQH6	CANCARA ASSET SECURITISATION LIMITED	03/17/2025	4.550	50,000,000.00	49,330,138.89	49,229,027.78	49,297,750.00
1355455707	13738JM31	CANCARA ASSET SECURITISATION LIMITED	12/03/2024	5.050	50,000,000.00	49,985,972.22	49,382,777.78	49,961,600.00
1416240363	13738JPJ3	CANCARA ASSET SECURITISATION LIMITED	02/18/2025	4.570	50,000,000.00	49,498,569.45	49,416,055.56	49,468,050.00
1341965109	13738JM23	CANCARA ASSET SECURITISATION LIMITED	12/02/2024	5.100	50,000,000.00	49,992,916.67	49,235,000.00	49,968,050.00
1356284118	13738JM56	CANCARA ASSET SECURITISATION LIMITED	12/05/2024	5.000	50,000,000.00	49,972,222.22	49,402,777.78	49,948,750.00
1338093592	13738JMG2	CANCARA ASSET SECURITISATION LIMITED	12/16/2024	5.050	50,000,000.00	49,894,791.67	49,123,263.89	49,877,650.00
1401399101	13738JP38	CANCARA ASSET SECURITISATION LIMITED	02/03/2025	4.640	50,000,000.00	49,587,555.56	49,387,777.78	49,563,250.00
1414280952	13738JQ37	CANCARA ASSET SECURITISATION LIMITED	03/03/2025	4.540	25,000,000.00	24,709,944.44	24,668,958.33	24,692,925.00
1400330569	15963TM22	CHARIOT FUNDING LLC	12/02/2024	4.740	45,000,000.00	44,994,075.00	44,804,475.00	44,971,335.00
1404953650	15963TP37	CHARIOT FUNDING LLC	02/03/2025	4.680	50,000,000.00	49,584,000.00	49,408,500.00	49,561,150.00
1414280955	15963TNH8	CHARIOT FUNDING LLC	01/17/2025	4.590	50,000,000.00	49,700,375.00	49,598,375.00	49,671,000.00
1416240360	15963TNM7	CHARIOT FUNDING LLC	01/21/2025	4.595	50,000,000.00	49,674,520.84	49,591,555.56	49,644,650.00
1420217853	15963TQ77	CHARIOT FUNDING LLC	03/07/2025	4.590	50,000,000.00	49,388,000.00	49,349,750.00	49,360,650.00
1420217840	15963TQ77	CHARIOT FUNDING LLC	03/07/2025	4.590	30,000,000.00	29,632,800.00	29,609,850.00	29,616,390.00
1405971485	15963TM63	CHARIOT FUNDING LLC	12/06/2024	4.700	50,000,000.00	49,967,361.11	49,797,638.89	49,942,550.00
1404953652	15963TNX3	CHARIOT FUNDING LLC	01/31/2025	4.680	50,000,000.00	49,603,500.00	49,428,000.00	49,580,050.00
1404953658	15963TNX3	CHARIOT FUNDING LLC	01/31/2025	4.680	50,000,000.00	49,603,500.00	49,428,000.00	49,580,050.00
1294109454	17177LMD3	CIESCO, LLC	12/13/2024	5.330	50,000,000.00	49,911,166.67	48,674,902.78	49,897,550.00
1299996665	17177LMG6	CIESCO, LLC	12/16/2024	5.320	50,000,000.00	49,889,166.67	48,714,333.33	49,878,200.00
1302557814	17177LMH4	CIESCO, LLC	12/17/2024	5.330	50,000,000.00	49,881,555.56	48,719,319.44	49,871,750.00
1294109455	17177LMD3	CIESCO, LLC	12/13/2024	5.330	50,000,000.00	49,911,166.67	48,674,902.78	49,897,550.00
1411469738	17177LQ49	CIESCO, LLC	03/04/2025	4.540	50,000,000.00	49,413,583.34	49,293,777.78	49,379,550.00
1302557817	17177LMH4	CIESCO, LLC	12/17/2024	5.330	25,000,000.00	24,940,777.78	24,359,659.72	24,935,875.00
1412376460	17177LQ72	CIESCO, LLC	03/07/2025	4.550	50,000,000.00	49,393,333.34	49,285,902.78	49,360,650.00
1411469734	17177LQ49	CIESCO, LLC	03/04/2025	4.540	50,000,000.00	49,413,583.34	49,293,777.78	49,379,550.00
1288563689	12619TM50	CRC FUNDING, LLC	12/05/2024	5.320	50,000,000.00	49,970,444.44	48,684,777.78	49,949,000.00
1395944661	12619TPA6	CRC FUNDING, LLC	02/10/2025	4.640	25,000,000.00	24,771,222.22	24,652,000.00	24,758,325.00
1382826489	12619TP73	CRC FUNDING, LLC	02/07/2025	4.640	50,000,000.00	49,561,777.78	49,213,777.78	49,535,800.00
1382119904	12619TP57	CRC FUNDING, LLC	02/05/2025	4.650	50,000,000.00	49,573,750.00	49,225,000.00	49,548,550.00
1384304641	12619TPB4	CRC FUNDING, LLC	02/11/2025	4.630	50,000,000.00	49,537,000.00	49,202,611.11	49,510,300.00
1299996660	12619TM35	CRC FUNDING, LLC	12/03/2024	5.330	25,000,000.00	24,992,597.22	24,404,076.39	24,980,875.00
1389592066	12619TPB4	CRC FUNDING, LLC	02/11/2025	4.650	37,750,000.00	37,398,925.00	37,179,503.13	37,380,276.50
1287581836	12619TM43	CRC FUNDING, LLC	12/04/2024	5.310	50,000,000.00	49,977,875.00	48,672,500.00	49,955,400.00
1374462701	12619TNA8	CRC FUNDING, LLC	01/10/2025	4.560	50,000,000.00	49,746,666.67	49,354,000.00	49,716,750.00
1369859037	12619TNH3	CRC FUNDING, LLC	01/17/2025	4.580	50,000,000.00	49,701,027.78	49,268,472.22	49,671,250.00
1287581838	12619TM43	CRC FUNDING, LLC	12/04/2024	5.310	50,000,000.00	49,977,875.00	48,672,500.00	49,955,400.00
1299996666	12619TM35	CRC FUNDING, LLC	12/03/2024	5.330	50,000,000.00	49,985,194.44	48,808,152.78	49,961,750.00
1382119903	12619TP57	CRC FUNDING, LLC	02/05/2025	4.650	50,000,000.00	49,573,750.00	49,225,000.00	49,548,550.00
1383459828	12619TP65	CRC FUNDING, LLC	02/06/2025	4.640	50,000,000.00	49,568,222.22	49,226,666.67	49,542,200.00
1412372618	12619TQ56	CRC FUNDING, LLC	03/05/2025	4.550	50,000,000.00	49,405,972.22	49,292,222.22	49,370,550.00
1288563690	12619TM50	CRC FUNDING, LLC	12/05/2024	5.320	25,000,000.00	24,985,222.22	24,342,388.89	24,974,500.00
1384304630	12619TPC2	CRC FUNDING, LLC	02/12/2025	4.620	50,000,000.00	49,531,583.34	49,197,916.67	49,503,900.00
1395944666	12619TPA6	CRC FUNDING, LLC	02/10/2025	4.640	50,000,000.00	49,542,444.44	49,304,000.00	49,516,650.00
1384304627	12619TPC2	CRC FUNDING, LLC	02/12/2025	4.620	50,000,000.00	49,531,583.34	49,197,916.67	49,503,900.00
1382119141	12619TP32	CRC FUNDING, LLC	02/03/2025	4.650	50,000,000.00	49,586,666.66	49,231,458.33	49,561,350.00
1369859038	12619TNH3	CRC FUNDING, LLC	01/17/2025	4.580	50,000,000.00	49,701,027.78	49,268,472.22	49,671,250.00
1382826497	12619TP73	CRC FUNDING, LLC	02/07/2025	4.640	50,000,000.00	49,561,777.78	49,213,777.78	49,535,800.00
1395208187	12619TPE8	CRC FUNDING, LLC	02/14/2025	4.650	50,000,000.00	49,515,625.00	49,270,208.33	49,491,200.00
1384934153	12619TPA6	CRC FUNDING, LLC	02/10/2025	4.640	50,000,000.00	49,542,444.44	49,239,555.56	49,516,650.00
1420217848	22533TM29	CREDIT AGRICOLE CORPORATE AND INVESTMENT BANK, NE	12/02/2024	4.560	50,000,000.00	49,993,666.67	49,955,666.67	49,968,250.00
1406805257	22533TML7	CREDIT AGRICOLE CORPORATE AND INVESTMENT BANK, NE	12/20/2024	4.570	50,000,000.00	49,879,402.78	49,720,722.22	49,855,200.00

LOS ANGELES COUNTY TREASURER
TREASURER PORTFOLIO COMPARED TO MARKET VALUE
FOR THE PERIOD: NOVEMBER 1, 2024 NOVEMBER 30, 2024
FUND: POOLED SURPLUS INVESTMENTS
ATTACHMENT X

Security ID	CUSIP	Description	Final Maturity	Face Rate	PAR	Amortized Cost	Historical Cost	Market Value
1383459823	22533TML7	CREDIT AGRICOLE CORPORATE AND INVESTMENT BANK, NE	12/20/2024	4.680	50,000,000.00	49,876,500.00	49,532,000.00	49,855,200.00
1394331772	22533TML7	CREDIT AGRICOLE CORPORATE AND INVESTMENT BANK, NE	12/20/2024	4.670	50,000,000.00	49,876,763.89	49,623,805.56	49,855,200.00
1420217849	22533TM29	CREDIT AGRICOLE CORPORATE AND INVESTMENT BANK, NE	12/02/2024	4.560	50,000,000.00	49,993,666.67	49,955,666.67	49,968,250.00
1420217851	22533TM29	CREDIT AGRICOLE CORPORATE AND INVESTMENT BANK, NE	12/02/2024	4.560	50,000,000.00	49,993,666.67	49,955,666.67	49,968,250.00
1420217855	22533TM29	CREDIT AGRICOLE CORPORATE AND INVESTMENT BANK, NE	12/02/2024	4.560	50,000,000.00	49,993,666.67	49,955,666.67	49,968,250.00
1406805251	22533TML7	CREDIT AGRICOLE CORPORATE AND INVESTMENT BANK, NE	12/20/2024	4.570	50,000,000.00	49,879,402.78	49,720,722.22	49,855,200.00
1380183558	22533TM45	CREDIT AGRICOLE CORPORATE AND INVESTMENT BANK, NE	12/04/2024	4.670	50,000,000.00	49,980,541.67	49,597,861.11	49,955,500.00
1367505061	47816FML2	JOHNSON & JOHNSON	12/20/2024	4.620	30,000,000.00	29,926,850.00	29,649,650.00	29,913,300.00
1390502362	47816FML2	JOHNSON & JOHNSON	12/20/2024	4.640	50,000,000.00	49,877,555.56	49,594,000.00	49,955,500.00
1382826478	47816FND9	JOHNSON & JOHNSON	01/13/2025	4.550	50,000,000.00	49,728,263.89	49,387,013.89	49,706,400.00
1382826476	47816FNA5	JOHNSON & JOHNSON	01/10/2025	4.550	22,500,000.00	22,386,250.00	22,232,687.50	22,376,205.00
1382826487	47816FNA5	JOHNSON & JOHNSON	01/10/2025	4.550	50,000,000.00	49,747,222.22	49,405,972.22	49,724,900.00
1418714993	47816FQC8	JOHNSON & JOHNSON	03/12/2025	4.410	50,000,000.00	49,381,375.00	49,320,125.00	49,354,250.00
1417860357	47816FNX5	JOHNSON & JOHNSON	01/31/2025	4.430	50,000,000.00	49,624,680.56	49,557,000.00	49,596,150.00
1417860361	47816FNX5	JOHNSON & JOHNSON	01/31/2025	4.430	50,000,000.00	49,624,680.56	49,557,000.00	49,596,150.00
1390502357	47816FNH0	JOHNSON & JOHNSON	01/17/2025	4.540	50,000,000.00	49,703,638.89	49,426,194.44	49,681,800.00
1382826490	47816FND9	JOHNSON & JOHNSON	01/13/2025	4.550	50,000,000.00	49,728,263.89	49,387,013.89	49,706,400.00
1418714990	47816FQC8	JOHNSON & JOHNSON	03/12/2025	4.410	50,000,000.00	49,381,375.00	49,320,125.00	49,354,250.00
1390502359	47816FML2	JOHNSON & JOHNSON	12/20/2024	4.640	50,000,000.00	49,877,555.56	49,594,000.00	49,855,500.00
1414280956	47816FNH0	JOHNSON & JOHNSON	01/17/2025	4.480	50,000,000.00	49,707,555.56	49,608,000.00	49,681,800.00
1417163614	4820P2PK5	JUPITER SECURITIZATION COMPANY LLC	02/19/2025	4.580	45,600,000.00	45,135,893.33	45,066,277.33	45,109,070.40
1386753187	4820P2N35	JUPITER SECURITIZATION COMPANY LLC	01/03/2025	4.750	25,000,000.00	24,891,145.83	24,736,111.11	24,880,850.00
1405971483	4820P2P74	JUPITER SECURITIZATION COMPANY LLC	02/07/2025	4.650	50,000,000.00	49,560,833.34	49,392,916.67	49,537,800.00
1395948313	4820P2NN1	JUPITER SECURITIZATION COMPANY LLC	01/22/2025	4.690	40,000,000.00	39,729,022.22	39,536,211.11	39,711,840.00
1417163613	4820P2PK5	JUPITER SECURITIZATION COMPANY LLC	02/19/2025	4.580	50,000,000.00	49,491,111.11	49,414,777.78	49,461,700.00
1386753184	4820P2N35	JUPITER SECURITIZATION COMPANY LLC	01/03/2025	4.750	50,000,000.00	49,782,291.67	49,472,222.22	49,761,700.00
1395948314	4820P2NN1	JUPITER SECURITIZATION COMPANY LLC	01/22/2025	4.690	50,000,000.00	49,661,277.78	49,420,263.89	49,639,800.00
1399646850	4820P2NQ4	JUPITER SECURITIZATION COMPANY LLC	01/24/2025	4.680	50,000,000.00	49,649,000.00	49,441,000.00	49,626,950.00
1399646852	4820P2M44	JUPITER SECURITIZATION COMPANY LLC	12/04/2024	4.750	50,000,000.00	49,980,208.33	49,762,500.00	49,955,400.00
1370619229	50286LMJ9	LA FAYETTE ASSET SECURITIZATION LLC	12/18/2024	4.670	45,000,000.00	44,900,762.50	44,509,650.00	44,878,725.00
1355455715	50286LM34	LA FAYETTE ASSET SECURITIZATION LLC	12/03/2024	5.020	40,000,000.00	39,988,844.44	39,503,577.78	39,969,400.00
1404955797	50286LP56	LA FAYETTE ASSET SECURITIZATION LLC	02/05/2025	4.640	50,000,000.00	49,574,666.67	49,407,111.11	49,550,500.00
1411469737	50286LPA5	LA FAYETTE ASSET SECURITIZATION LLC	02/10/2025	4.580	35,000,000.00	34,683,852.78	34,599,250.00	34,663,125.00
1361043295	50286LMD2	LA FAYETTE ASSET SECURITIZATION LLC	12/13/2024	4.970	50,000,000.00	49,917,166.67	49,371,847.22	49,897,550.00
1404939617	50286LNH2	LA FAYETTE ASSET SECURITIZATION LLC	01/17/2025	4.640	40,000,000.00	39,757,688.89	39,618,488.89	39,737,480.00
1356284119	50286LM59	LA FAYETTE ASSET SECURITIZATION LLC	12/05/2024	5.000	50,000,000.00	49,972,222.22	49,395,833.33	49,949,000.00
1381190965	50286LN82	LA FAYETTE ASSET SECURITIZATION LLC	01/08/2025	4.700	50,000,000.00	49,751,944.44	49,399,444.44	49,729,550.00
1389644054	50286LNH2	LA FAYETTE ASSET SECURITIZATION LLC	01/17/2025	4.700	50,000,000.00	49,693,194.44	49,399,444.44	49,671,850.00
1389644056	50286LNH2	LA FAYETTE ASSET SECURITIZATION LLC	01/17/2025	4.700	50,000,000.00	49,693,194.44	49,399,444.44	49,671,850.00
1359286052	50286LM91	LA FAYETTE ASSET SECURITIZATION LLC	12/09/2024	5.010	25,000,000.00	24,972,166.67	24,690,354.17	24,961,650.00
1397753137	50286LNU3	LA FAYETTE ASSET SECURITIZATION LLC	01/28/2025	4.680	50,000,000.00	49,623,000.00	49,402,000.00	49,601,400.00
1356284116	50286LM59	LA FAYETTE ASSET SECURITIZATION LLC	12/05/2024	5.000	15,000,000.00	14,991,666.67	14,818,750.00	14,984,700.00
1386753190	6117P4PJ3	MONT BLANC CAPITAL CORP	02/18/2025	4.660	36,775,000.00	36,398,934.76	36,175,199.75	36,383,750.78
1362911309	6117P4MG2	MONT BLANC CAPITAL CORP	12/16/2024	4.890	50,000,000.00	49,898,125.00	49,388,750.00	49,878,200.00
1388880334	6117P4PJ3	MONT BLANC CAPITAL CORP	02/18/2025	4.650	40,215,000.00	39,804,639.44	39,565,695.31	39,787,152.62
1390502360	6117P4PK0	MONT BLANC CAPITAL CORP	02/19/2025	4.660	50,000,000.00	49,482,222.22	49,197,444.44	49,461,700.00
1362911304	6117P4MG2	MONT BLANC CAPITAL CORP	12/16/2024	4.900	50,000,000.00	49,897,916.67	49,380,694.44	49,878,200.00
1420217843	6117P4N22	MONT BLANC CAPITAL CORP	01/02/2025	4.610	50,000,000.00	49,795,111.11	49,756,694.44	49,768,100.00
1383459829	6117P4P53	MONT BLANC CAPITAL CORP	02/05/2025	4.650	30,086,000.00	29,829,516.85	29,623,553.11	29,815,526.86
1414280949	6117P4PJ3	MONT BLANC CAPITAL CORP	02/18/2025	4.610	40,000,000.00	39,595,344.45	39,513,388.89	39,574,440.00
1361041882	6117P4MD9	MONT BLANC CAPITAL CORP	12/13/2024	4.950	21,130,000.00	21,095,135.50	20,865,610.88	21,086,704.63
1417163615	6117P4QE3	MONT BLANC CAPITAL CORP	03/14/2025	4.570	20,000,000.00	19,738,494.45	19,708,027.78	19,726,640.00
1417163616	6117P4QE3	MONT BLANC CAPITAL CORP	03/14/2025	4.570	50,000,000.00	49,346,236.11	49,270,069.44	49,316,600.00
1417860358	6117P4QL7	MONT BLANC CAPITAL CORP	03/20/2025	4.580	45,363,000.00	44,733,941.20	44,670,458.20	44,708,774.81
1374462696	6117P4PL8	MONT BLANC CAPITAL CORP	02/20/2025	4.530	40,129,000.00	39,719,985.17	39,406,912.09	39,691,874.80
1399641487	63873JP79	NATIXIS, NEW YORK BRANCH	02/07/2025	4.610	50,000,000.00	49,564,611.11	49,353,319.44	49,539,900.00
1395944670	63873JP79	NATIXIS, NEW YORK BRANCH	02/07/2025	4.620	50,000,000.00	49,563,666.67	49,326,250.00	49,539,900.00
1399641478	63873JP79	NATIXIS, NEW YORK BRANCH	02/07/2025	4.610	50,000,000.00	49,564,611.11	49,353,319.44	49,539,900.00
1359284207	63873JMB3	NATIXIS, NEW YORK BRANCH	12/11/2024	4.970	50,000,000.00	49,930,972.22	49,378,750.00	49,911,250.00
1408781485	63873JP38	NATIXIS, NEW YORK BRANCH	02/03/2025	4.550	50,000,000.00	49,595,555.55	49,450,208.33	49,565,400.00
1370619224	63873JN63	NATIXIS, NEW YORK BRANCH	01/06/2025	4.520	50,000,000.00	49,774,000.00	49,359,666.67	49,742,450.00
1359284205	63873JMB3	NATIXIS, NEW YORK BRANCH	12/11/2024	4.970	50,000,000.00	49,930,972.22	49,378,750.00	49,911,250.00
1423101202	63873JQ37	NATIXIS, NEW YORK BRANCH	03/03/2025	4.560	50,000,000.00	49,417,333.34	49,385,666.67	49,387,900.00
1395944663	63873JP53	NATIXIS, NEW YORK BRANCH	02/05/2025	4.620	50,000,000.00	49,576,500.00	49,358,333.33	49,552,650.00
1419307833	63873JQ37	NATIXIS, NEW YORK BRANCH	03/03/2025	4.590	50,000,000.00	49,413,500.00	49,356,125.00	49,387,900.00
1395208186	63873JP53	NATIXIS, NEW YORK BRANCH	02/05/2025	4.680	50,000,000.00	49,571,000.00	49,324,000.00	49,552,650.00
1393456851	63873JPL8	NATIXIS, NEW YORK BRANCH	02/20/2025	4.640	50,000,000.00	49,478,000.00	49,220,222.22	49,457,250.00
1370619217	63873JN22	NATIXIS, NEW YORK BRANCH	01/02/2025	4.550	50,000,000.00	49,797,777.78	49,374,375.00	49,767,900.00

LOS ANGELES COUNTY TREASURER
TREASURER PORTFOLIO COMPARED TO MARKET VALUE
FOR THE PERIOD: NOVEMBER 1, 2024 NOVEMBER 30, 2024
FUND: POOLED SURPLUS INVESTMENTS
ATTACHMENT X

Security ID	CUSIP	Description	Final Maturity	Face Rate	PAR	Amortized Cost	Historical Cost	Market Value
1419307838	63873JQ37	NATIXIS, NEW YORK BRANCH	03/03/2025	4.590	47,235,000.00	46,680,933.45	46,626,731.29	46,656,749.13
1392035380	63873JP38	NATIXIS, NEW YORK BRANCH	02/03/2025	4.680	50,000,000.00	49,584,000.00	49,317,500.00	49,565,400.00
1370619223	63873JN63	NATIXIS, NEW YORK BRANCH	01/06/2025	4.520	50,000,000.00	49,774,000.00	49,359,666.67	49,742,450.00
1368969864	63873JN22	NATIXIS, NEW YORK BRANCH	01/02/2025	4.550	50,000,000.00	49,797,777.78	49,368,055.56	49,767,900.00
1395944668	63873JP53	NATIXIS, NEW YORK BRANCH	02/05/2025	4.620	50,000,000.00	49,576,500.00	49,358,333.33	49,552,650.00
1358390161	63873JMB3	NATIXIS, NEW YORK BRANCH	12/11/2024	4.990	50,000,000.00	49,930,694.44	49,362,388.89	49,911,250.00
1368969849	63873JN22	NATIXIS, NEW YORK BRANCH	01/02/2025	4.550	50,000,000.00	49,797,777.78	49,368,055.56	49,767,900.00
1389592065	63873JP38	NATIXIS, NEW YORK BRANCH	02/03/2025	4.620	50,000,000.00	49,589,333.33	49,300,583.33	49,565,400.00
1390502365	63873JP38	NATIXIS, NEW YORK BRANCH	02/03/2025	4.620	50,000,000.00	49,589,333.33	49,307,000.00	49,565,400.00
1381175159	67983TNF9	OLD LINE FUNDING, LLC	01/15/2025	4.620	50,000,000.00	49,711,250.00	49,364,750.00	49,683,300.00
1377029583	67983TNW2	OLD LINE FUNDING, LLC	01/30/2025	4.530	50,000,000.00	49,622,500.00	49,251,291.67	49,587,250.00
1407636637	67983TPA8	OLD LINE FUNDING, LLC	02/10/2025	4.550	50,000,000.00	49,551,319.45	49,399,652.78	49,518,250.00
1370627846	67983TNM4	OLD LINE FUNDING, LLC	01/21/2025	4.550	50,000,000.00	49,677,708.33	49,266,944.44	49,644,650.00
1403361549	67983TP67	OLD LINE FUNDING, LLC	02/06/2025	4.600	50,000,000.00	49,571,944.44	49,399,444.44	49,543,250.00
1383459825	67983TM52	OLD LINE FUNDING, LLC	12/05/2024	4.750	50,000,000.00	49,973,611.11	49,630,555.56	49,949,100.00
1361043293	67983TMG8	OLD LINE FUNDING, LLC	12/16/2024	4.900	50,000,000.00	49,897,916.67	49,380,694.44	49,878,450.00
1393456861	67983TPE0	OLD LINE FUNDING, LLC	02/14/2025	4.620	50,000,000.00	49,518,750.00	49,281,333.33	49,493,250.00
1368989227	67983TMP8	OLD LINE FUNDING, LLC	12/23/2024	4.650	50,000,000.00	49,857,916.67	49,418,750.00	49,833,150.00
1389644046	67983TNH5	OLD LINE FUNDING, LLC	01/17/2025	4.650	50,000,000.00	49,696,458.34	49,431,666.67	49,670,400.00
1399641500	67983TNW2	OLD LINE FUNDING, LLC	01/30/2025	4.630	50,000,000.00	49,614,166.67	49,421,250.00	49,587,250.00
1369856212	67983TND4	OLD LINE FUNDING, LLC	01/13/2025	4.590	50,000,000.00	49,725,875.00	49,305,125.00	49,696,200.00
1365011207	67983TML7	OLD LINE FUNDING, LLC	12/20/2024	4.880	50,000,000.00	49,871,222.22	49,376,444.44	49,852,600.00
1380183555	67983TNF9	OLD LINE FUNDING, LLC	01/15/2025	4.580	50,000,000.00	49,713,750.00	49,344,805.56	49,683,300.00
1370627847	67983TNN2	OLD LINE FUNDING, LLC	01/22/2025	4.560	50,000,000.00	49,670,666.67	49,252,666.67	49,638,250.00
1388885245	67983TNG7	OLD LINE FUNDING, LLC	01/16/2025	4.650	50,000,000.00	49,702,916.67	49,412,291.67	49,676,850.00
1405971489	67983TP59	OLD LINE FUNDING, LLC	02/05/2025	4.540	50,000,000.00	49,583,833.33	49,419,888.89	49,549,550.00
1382826484	67983TP59	OLD LINE FUNDING, LLC	02/05/2025	4.630	50,000,000.00	49,575,583.33	49,228,333.33	49,549,550.00
1393456854	71344TPA4	PEPSICO, INC.	02/10/2025	4.460	50,000,000.00	49,560,194.45	49,312,416.67	49,530,200.00
1397753139	71344TPR7	PEPSICO, INC.	02/25/2025	4.460	50,000,000.00	49,467,277.78	49,256,666.67	49,435,000.00
1399641476	71344TPJ5	PEPSICO, INC.	02/18/2025	4.460	50,000,000.00	49,510,638.89	49,306,222.22	49,479,500.00
1393456856	71344TPC0	PEPSICO, INC.	02/12/2025	4.460	50,000,000.00	49,547,805.56	49,300,027.78	49,517,550.00
1355455711	71344TML3	PEPSICO, INC.	12/20/2024	4.860	25,000,000.00	24,935,875.00	24,642,250.00	24,927,375.00
1388886095	71344TPA4	PEPSICO, INC.	02/10/2025	4.470	50,000,000.00	49,559,208.33	49,273,625.00	49,530,200.00
1395208195	71344TPQ9	PEPSICO, INC.	02/24/2025	4.460	50,000,000.00	49,473,472.22	49,238,083.33	49,441,350.00
1400330575	71344TPL0	PEPSICO, INC.	02/20/2025	4.460	25,000,000.00	24,749,125.00	24,650,013.89	24,733,400.00
1395948315	71344TPK2	PEPSICO, INC.	02/19/2025	4.460	50,000,000.00	49,504,444.44	49,293,833.33	49,473,150.00
1354644810	71344TMD1	PEPSICO, INC.	12/13/2024	4.930	30,000,000.00	29,950,700.00	29,589,166.67	29,939,520.00
1392035377	71344TPE6	PEPSICO, INC.	02/14/2025	4.460	50,000,000.00	49,535,416.66	49,281,444.44	49,504,850.00
1393456863	71344TPD8	PEPSICO, INC.	02/13/2025	4.460	50,000,000.00	49,541,611.11	49,293,833.33	49,511,200.00
1355440954	71344TMH2	PEPSICO, INC.	12/17/2024	4.860	25,000,000.00	24,946,000.00	24,652,375.00	24,936,900.00
1399641485	71344TPJ5	PEPSICO, INC.	02/18/2025	4.460	50,000,000.00	49,510,638.89	49,306,222.22	49,479,500.00
1397753136	71344TPM8	PEPSICO, INC.	02/21/2025	4.460	50,000,000.00	49,492,055.55	49,281,444.44	49,460,450.00
1355455706	71344TMG4	PEPSICO, INC.	12/16/2024	4.860	25,000,000.00	24,949,375.00	24,655,750.00	24,940,100.00
1392035379	71344TPE6	PEPSICO, INC.	02/14/2025	4.460	50,000,000.00	49,535,416.66	49,281,444.44	49,504,850.00
1395208189	71344TPL0	PEPSICO, INC.	02/20/2025	4.450	50,000,000.00	49,499,375.00	49,264,513.89	49,466,800.00
1401399100	71344TPM8	PEPSICO, INC.	02/21/2025	4.460	25,000,000.00	24,746,027.78	24,650,013.89	24,730,225.00
1401399098	71344TPM8	PEPSICO, INC.	02/21/2025	4.460	50,000,000.00	49,492,055.56	49,300,027.78	49,460,450.00
1394331775	71344TPL0	PEPSICO, INC.	02/20/2025	4.460	50,000,000.00	49,498,250.00	49,256,666.67	49,466,800.00
1389621192	71344TPE6	PEPSICO, INC.	02/14/2025	4.470	50,000,000.00	49,534,375.00	49,255,000.00	49,504,850.00
1394331771	71344TPJ5	PEPSICO, INC.	02/18/2025	4.460	50,000,000.00	49,510,638.89	49,269,055.56	49,479,500.00
1381175157	71344TPJ5	PEPSICO, INC.	02/18/2025	4.390	25,000,000.00	24,759,159.72	24,582,340.28	24,739,750.00
1390502367	71344TPC0	PEPSICO, INC.	02/12/2025	4.470	50,000,000.00	49,546,791.67	49,273,625.00	49,517,550.00
1382119136	71708EN68	PFIZER	01/06/2025	4.610	50,000,000.00	49,769,500.00	49,423,750.00	49,745,200.00
1382110889	71708EN84	PFIZER	01/08/2025	4.620	50,000,000.00	49,756,166.67	49,409,666.67	49,732,600.00
1379080896	71708ENA9	PFIZER	01/10/2025	4.620	50,000,000.00	49,743,333.33	49,358,333.33	49,720,050.00
1382110884	71708EN84	PFIZER	01/08/2025	4.620	50,000,000.00	49,756,166.67	49,409,666.67	49,732,600.00
1382119135	71708EN68	PFIZER	01/06/2025	4.610	17,000,000.00	16,921,630.00	16,804,075.00	16,913,368.00
1379080897	71708ENA9	PFIZER	01/10/2025	4.620	15,000,000.00	14,923,000.00	14,807,500.00	14,916,015.00
1355455713	82124LM58	SHEFFIELD RECEIVABLES COMPANY LLC	12/05/2024	5.040	50,000,000.00	49,972,000.00	49,363,000.00	49,948,950.00
1413030635	82124LPE6	SHEFFIELD RECEIVABLES COMPANY LLC	02/14/2025	4.590	50,000,000.00	49,521,875.00	49,413,500.00	49,491,900.00
1373360328	82124LM25	SHEFFIELD RECEIVABLES COMPANY LLC	12/02/2024	4.740	50,000,000.00	49,993,416.67	49,565,500.00	49,968,150.00
1374462691	82124LM33	SHEFFIELD RECEIVABLES COMPANY LLC	12/03/2024	4.720	50,000,000.00	49,986,888.89	49,580,444.44	49,961,750.00
1381175161	82124LM41	SHEFFIELD RECEIVABLES COMPANY LLC	12/04/2024	4.730	50,000,000.00	49,980,291.67	49,599,263.89	49,955,400.00
1407636652	82124LP71	SHEFFIELD RECEIVABLES COMPANY LLC	02/07/2025	4.620	50,000,000.00	49,563,666.67	49,409,666.67	49,536,200.00
1397753134	82124LP30	SHEFFIELD RECEIVABLES COMPANY LLC	02/03/2025	4.690	50,000,000.00	49,583,111.11	49,361,638.89	49,561,600.00
1373360329	82124LM25	SHEFFIELD RECEIVABLES COMPANY LLC	12/02/2024	4.740	50,000,000.00	49,993,416.67	49,565,500.00	49,968,150.00
1394336005	82124LP55	SHEFFIELD RECEIVABLES COMPANY LLC	02/05/2025	4.650	50,000,000.00	49,573,750.00	49,321,875.00	49,548,900.00
1395948317	82124LPB2	SHEFFIELD RECEIVABLES COMPANY LLC	02/11/2025	4.650	50,000,000.00	49,535,000.00	49,315,416.67	49,510,850.00

LOS ANGELES COUNTY TREASURER
TREASURER PORTFOLIO COMPARED TO MARKET VALUE
FOR THE PERIOD: NOVEMBER 1, 2024 NOVEMBER 30, 2024
FUND: POOLED SURPLUS INVESTMENTS
ATTACHMENT X

Security ID	CUSIP	Description	Final Maturity	Face Rate	PAR	Amortized Cost	Historical Cost	Market Value	
1382826479	82124LMD1	SHEFFIELD RECEIVABLES COMPANY LLC	12/13/2024	4.750	50,000,000.00	49,920,833.33	49,564,583.33	49,897,350.00	
1393456853	82124LNX6	SHEFFIELD RECEIVABLES COMPANY LLC	01/31/2025	4.640	50,000,000.00	49,606,888.89	49,349,111.11	49,580,650.00	
1416240366	82124LPK2	SHEFFIELD RECEIVABLES COMPANY LLC	02/19/2025	4.590	50,000,000.00	49,490,000.00	49,407,125.00	49,460,300.00	
1373360327	82124LM25	SHEFFIELD RECEIVABLES COMPANY LLC	12/02/2024	4.740	50,000,000.00	49,993,416.67	49,565,500.00	49,968,150.00	
1386753182	82124ML3	SHEFFIELD RECEIVABLES COMPANY LLC	12/20/2024	4.740	50,000,000.00	49,874,916.67	49,565,500.00	49,851,950.00	
1411469736	82124LPE6	SHEFFIELD RECEIVABLES COMPANY LLC	02/14/2025	4.550	50,000,000.00	49,526,041.66	49,405,972.22	49,491,900.00	
1357296807	82124LMA7	SHEFFIELD RECEIVABLES COMPANY LLC	12/10/2024	5.000	50,000,000.00	49,937,500.00	49,361,111.11	49,916,750.00	
1366639777	89119AML9	THE TORONTO-DOMINION BANK	12/20/2024	4.660	50,000,000.00	49,877,027.78	49,404,555.56	49,853,150.00	
1366639779	89119AML9	THE TORONTO-DOMINION BANK	12/20/2024	4.660	50,000,000.00	49,877,027.78	49,404,555.56	49,851,950.00	
1357288783	89119AMA3	THE TORONTO-DOMINION BANK	12/10/2024	4.900	50,000,000.00	49,938,750.00	49,373,888.89	49,917,900.00	
1420217841	89119AM21	THE TORONTO-DOMINION BANK	12/02/2024	4.570	50,000,000.00	49,993,652.78	49,955,569.44	49,968,550.00	
1423992644	89119AMX3	THE TORONTO-DOMINION BANK	12/31/2024	4.560	50,000,000.00	49,810,000.00	49,784,666.67	49,781,150.00	
1420217856	89119AM21	THE TORONTO-DOMINION BANK	12/02/2024	4.570	50,000,000.00	49,983,652.78	49,955,569.44	49,968,550.00	
1423992648	89119ANT1	THE TORONTO-DOMINION BANK	01/27/2025	4.550	50,000,000.00	49,639,791.67	49,614,513.89	49,606,050.00	
1423992652	89119AMX3	THE TORONTO-DOMINION BANK	12/31/2024	4.560	50,000,000.00	49,810,000.00	49,784,666.67	49,781,150.00	
1361041877	88602TMH3	THUNDER BAY FUNDING, LLC	12/17/2024	4.900	50,000,000.00	49,891,111.11	49,380,694.44	49,872,200.00	
1380183556	88602TNF6	THUNDER BAY FUNDING, LLC	01/15/2025	4.580	25,000,000.00	24,856,875.00	24,669,222.22	24,843,000.00	
1405971486	88602TP56	THUNDER BAY FUNDING, LLC	02/05/2025	4.560	50,000,000.00	49,582,000.00	49,436,333.33	49,551,800.00	
1404953655	88602TP31	THUNDER BAY FUNDING, LLC	02/03/2025	4.560	50,000,000.00	49,594,666.67	49,423,666.67	49,564,600.00	
1389621193	88602TNM1	THUNDER BAY FUNDING, LLC	01/21/2025	4.650	50,000,000.00	49,670,625.00	49,380,000.00	49,647,700.00	
1388880332	88602TNQ2	THUNDER BAY FUNDING, LLC	01/24/2025	4.640	50,000,000.00	49,652,000.00	49,368,444.44	49,628,600.00	
1380183561	88602TND1	THUNDER BAY FUNDING, LLC	01/13/2025	4.580	40,000,000.00	39,781,177.78	39,480,933.33	39,759,040.00	
1380183559	88602TNF6	THUNDER BAY FUNDING, LLC	01/15/2025	4.580	50,000,000.00	49,713,750.00	49,338,444.44	49,686,000.00	
1370619228	88602TNN9	THUNDER BAY FUNDING, LLC	01/22/2025	4.560	50,000,000.00	49,670,666.67	49,252,666.67	49,641,350.00	
1381175154	88602TNF6	THUNDER BAY FUNDING, LLC	01/15/2025	4.620	50,000,000.00	49,711,250.00	49,364,750.00	49,686,000.00	
1405971481	88602TP56	THUNDER BAY FUNDING, LLC	02/05/2025	4.560	50,000,000.00	49,582,000.00	49,436,333.33	49,551,800.00	
1384934158	88602TND1	THUNDER BAY FUNDING, LLC	01/13/2025	4.630	15,000,000.00	14,917,045.83	14,826,375.00	14,909,640.00	
1418733005	88602TPQ0	THUNDER BAY FUNDING, LLC	02/24/2025	4.550	50,000,000.00	49,462,847.23	49,424,930.56	50,000,000.00	
1406821179	88602TQ55	THUNDER BAY FUNDING, LLC	03/05/2025	4.540	50,000,000.00	49,407,277.77	49,255,944.44	49,373,250.00	
1384934155	88602TND1	THUNDER BAY FUNDING, LLC	01/13/2025	4.630	50,000,000.00	49,723,486.11	49,421,250.00	49,698,800.00	
1418733006	88602TPQ0	THUNDER BAY FUNDING, LLC	02/24/2025	4.550	50,000,000.00	49,462,847.23	49,424,930.56	50,000,000.00	
1382119139	88602TN66	THUNDER BAY FUNDING, LLC	01/06/2025	4.630	50,000,000.00	49,768,500.00	49,414,819.44	49,743,500.00	
1417860360	89233GR32	TOYOTA MOTOR CREDIT CORPORATION	04/03/2025	4.570	50,000,000.00	49,219,291.66	49,155,819.44	49,192,300.00	
1346644419	89233GN77	TOYOTA MOTOR CREDIT CORPORATION	01/07/2025	4.960	50,000,000.00	49,745,111.11	49,076,888.89	49,737,150.00	
1370619230	89233GPA8	TOYOTA MOTOR CREDIT CORPORATION	02/10/2025	4.500	50,000,000.00	49,556,250.00	49,150,000.00	49,520,300.00	
1352826211	89233GN36	TOYOTA MOTOR CREDIT CORPORATION	01/03/2025	4.920	50,000,000.00	49,774,500.00	49,166,333.33	49,762,700.00	
1346644422	89233GN77	TOYOTA MOTOR CREDIT CORPORATION	01/07/2025	4.960	50,000,000.00	49,745,111.11	49,076,888.89	49,737,150.00	
1417860356	89233GR32	TOYOTA MOTOR CREDIT CORPORATION	04/03/2025	4.570	50,000,000.00	49,219,291.66	49,155,819.44	49,192,300.00	
1352826217	89233GN36	TOYOTA MOTOR CREDIT CORPORATION	01/03/2025	4.920	50,000,000.00	49,774,500.00	49,166,333.33	49,762,700.00	
1370619227	89233GPA8	TOYOTA MOTOR CREDIT CORPORATION	02/10/2025	4.500	50,000,000.00	49,556,250.00	49,150,000.00	49,520,300.00	
1423101208	90477DMX1	UNILEVER CAPITAL CORPORATION	12/31/2024	4.590	50,000,000.00	49,808,750.00	49,776,875.00	49,783,900.00	
1419309042	90477DMW3	UNILEVER CAPITAL CORPORATION	12/30/2024	4.590	50,000,000.00	49,815,125.00	49,776,875.00	49,790,100.00	
1419309040	90477DMW3	UNILEVER CAPITAL CORPORATION	12/30/2024	4.590	50,000,000.00	49,815,125.00	49,776,875.00	49,790,100.00	
CPD TOTAL						14,329,793,000.00	14,242,357,032.44	14,149,205,218.70	14,236,136,832.29
1052207560	LACCAL20230614	LAC-CAL BAN	06/30/2025	5.830	5,000,000.00	5,000,000.00	5,000,000.00	5,000,000.00	
1215324857	LACCAL20240229	LAC-CAL BAN	06/30/2026	5.830	10,000,000.00	10,000,000.00	10,000,000.00	10,000,000.00	
1318200749	LACCAL20240716	LAC-CAL BAN	06/30/2027	5.688	5,000,000.00	5,000,000.00	5,000,000.00	5,000,000.00	
LACCAL BANS TOTAL						20,000,000.00	20,000,000.00	20,000,000.00	20,000,000.00
1307818801	SHRODE20240702	SHRODE AVE	09/02/2044	4.750		282,408.02	282,408.02	282,408.02	
LA COUNTY REFUNDING BDN TOTAL						282,408.02	282,408.02	282,408.02	282,408.02
LA COUNTY MUNI TOTAL						20,282,408.02	20,282,408.02	20,282,408.02	20,282,408.02
1374462680	912797MR5	UNITED STATES TREASURY	12/31/2024	4.485	50,000,000.00	49,813,125.00	49,426,916.67	49,802,634.00	
1393456852	912797NF0	UNITED STATES TREASURY	02/04/2025	4.450	50,000,000.00	49,598,263.89	49,351,041.67	49,598,698.50	
1382826480	912797MW4	UNITED STATES TREASURY	01/07/2025	4.495	50,000,000.00	49,769,006.94	49,431,881.94	49,761,627.00	
1423992651	912797MR5	UNITED STATES TREASURY	12/31/2024	4.515	50,000,000.00	49,811,875.00	49,786,791.67	49,802,634.00	
1373351817	912797LP0	UNITED STATES TREASURY	12/12/2024	4.450	50,000,000.00	49,932,013.89	49,530,277.78	49,918,250.00	
1417163610	912797NJ2	UNITED STATES TREASURY	02/25/2025	4.362	50,000,000.00	49,478,983.33	49,406,283.33	49,478,795.00	
1397753141	912797MJ3	UNITED STATES TREASURY	02/06/2025	4.472	50,000,000.00	49,583,809.03	49,372,607.64	49,588,589.50	
1392035374	912797JR9	UNITED STATES TREASURY	01/23/2025	4.463	50,000,000.00	49,671,473.61	49,417,330.56	49,661,000.00	
1412372621	912797NK9	UNITED STATES TREASURY	03/04/2025	4.370	50,000,000.00	49,435,541.67	49,326,291.67	49,422,250.00	
1372483904	912797LQ8	UNITED STATES TREASURY	12/19/2024	4.450	50,000,000.00	49,888,750.00	49,480,833.33	49,873,550.00	
1395208190	912797MY0	UNITED STATES TREASURY	01/21/2025	4.475	47,283,000.00	46,983,245.48	46,759,898.98	46,970,459.37	
1384934157	912797MP9	UNITED STATES TREASURY	12/17/2024	4.500	34,107,000.00	34,038,786.00	33,821,353.88	34,030,960.49	
1412372623	912797NK9	UNITED STATES TREASURY	03/04/2025	4.370	50,000,000.00	49,435,541.67	49,326,291.67	49,422,250.00	
1414280950	912797KA4	UNITED STATES TREASURY	02/20/2025	4.380	50,000,000.00	49,507,250.00	49,409,916.67	49,507,716.00	

LOS ANGELES COUNTY TREASURER
TREASURER PORTFOLIO COMPARED TO MARKET VALUE
FOR THE PERIOD: NOVEMBER 1, 2024 NOVEMBER 30, 2024
FUND: POOLED SURPLUS INVESTMENTS
ATTACHMENT X

Security ID	CUSIP	Description	Final Maturity	Face Rate	PAR	Amortized Cost	Historical Cost	Market Value
1372483915	912797MR5	UNITED STATES TREASURY	12/31/2024	4.420	50,000,000.00	49,815,833.33	49,410,666.67	49,802,634.00
1373351815	912796ZV4	UNITED STATES TREASURY	12/26/2024	4.477	48,353,000.00	48,202,669.18	47,811,809.05	48,191,908.11
1382826493	912797LR6	UNITED STATES TREASURY	01/02/2025	4.525	50,000,000.00	49,798,888.89	49,459,513.89	49,785,150.00
1373351802	912797LR6	UNITED STATES TREASURY	01/02/2025	4.400	50,000,000.00	49,804,444.44	49,407,222.22	49,785,150.00
1392035376	912797JR9	UNITED STATES TREASURY	01/23/2025	4.463	50,000,000.00	49,671,473.61	49,417,330.56	49,661,000.00
1423992653	912797MR5	UNITED STATES TREASURY	12/31/2024	4.515	50,000,000.00	49,811,875.00	49,786,791.67	49,802,634.00
1405971482	912797MJ3	UNITED STATES TREASURY	02/06/2025	4.410	50,000,000.00	49,589,625.00	49,430,375.00	49,588,589.50
1408781481	912797MK0	UNITED STATES TREASURY	02/13/2025	4.369	23,846,000.00	23,631,845.70	23,565,284.23	23,629,975.27
1407636650	912797MR5	UNITED STATES TREASURY	12/31/2024	4.475	50,000,000.00	49,813,541.67	49,664,375.00	49,802,634.00
1399641504	912797LZ8	UNITED STATES TREASURY	01/30/2025	4.450	50,000,000.00	49,629,166.66	49,425,208.33	49,626,489.00
1384934161	912797LQ8	UNITED STATES TREASURY	12/19/2024	4.560	50,000,000.00	49,886,000.00	49,563,000.00	49,873,550.00
1373351800	912796ZV4	UNITED STATES TREASURY	12/26/2024	4.470	50,000,000.00	49,844,791.67	49,441,250.00	49,833,421.00
1382110887	912797LR6	UNITED STATES TREASURY	01/02/2025	4.526	50,000,000.00	49,798,844.44	49,453,108.33	49,785,150.00
1401399097	912797LZ8	UNITED STATES TREASURY	01/30/2025	4.440	50,000,000.00	49,630,000.00	49,438,833.33	49,626,489.00
1399641491	912797LZ8	UNITED STATES TREASURY	01/30/2025	4.450	50,000,000.00	49,629,166.66	49,425,208.33	49,626,489.00
1379063895	912797LY1	UNITED STATES TREASURY	01/16/2025	4.425	50,000,000.00	49,717,291.67	49,348,541.67	49,700,650.00
1367505065	912797LQ8	UNITED STATES TREASURY	12/19/2024	4.550	50,000,000.00	49,886,250.00	49,431,250.00	49,873,550.00
1416240365	912797MK0	UNITED STATES TREASURY	02/13/2025	4.395	50,000,000.00	49,548,291.67	49,468,937.50	49,547,042.00
1412372619	912797NK9	UNITED STATES TREASURY	03/04/2025	4.370	50,000,000.00	49,435,541.67	49,326,291.67	49,422,250.00
1419307835	912797NJ2	UNITED STATES TREASURY	02/25/2025	4.350	50,000,000.00	49,480,416.67	49,426,041.67	49,478,795.00
1383459831	912797LX3	UNITED STATES TREASURY	01/09/2025	4.500	50,000,000.00	49,756,250.00	49,425,000.00	49,749,433.50
1417163617	912797NQ6	UNITED STATES TREASURY	03/11/2025	4.350	50,000,000.00	49,395,833.33	49,323,333.33	49,394,367.00
1373351810	912796ZV4	UNITED STATES TREASURY	12/26/2024	4.477	50,000,000.00	49,844,548.61	49,440,375.00	49,833,421.00
1374462686	912797MX2	UNITED STATES TREASURY	01/14/2025	4.416	50,000,000.00	49,730,133.33	49,349,866.67	49,719,874.50
1373351797	912797LR6	UNITED STATES TREASURY	01/02/2025	4.400	50,000,000.00	49,804,444.44	49,407,222.22	49,785,150.00
1392035381	912797LY1	UNITED STATES TREASURY	01/16/2025	4.513	50,000,000.00	49,711,701.39	49,454,739.58	49,700,650.00
1406805250	912797LZ8	UNITED STATES TREASURY	01/30/2025	4.390	50,000,000.00	49,634,166.67	49,481,736.11	49,626,489.00
1379063898	912797LY1	UNITED STATES TREASURY	01/16/2025	4.425	50,000,000.00	49,717,291.67	49,348,541.67	49,700,650.00
1405971490	912797MJ3	UNITED STATES TREASURY	02/06/2025	4.410	50,000,000.00	49,589,625.00	49,430,375.00	49,588,589.50
1395944669	912797JR9	UNITED STATES TREASURY	01/23/2025	4.475	50,000,000.00	49,670,590.28	49,440,625.00	49,661,000.00
1406805252	912797LZ8	UNITED STATES TREASURY	01/30/2025	4.390	50,000,000.00	49,634,166.67	49,481,736.11	49,626,489.00
1393456846	912797LZ8	UNITED STATES TREASURY	01/30/2025	4.475	50,000,000.00	49,627,083.33	49,378,472.22	49,626,489.00
1382826485	912797LX3	UNITED STATES TREASURY	01/09/2025	4.490	50,000,000.00	49,756,791.67	49,420,041.67	49,749,433.50
1373351795	912797LR6	UNITED STATES TREASURY	01/02/2025	4.400	50,000,000.00	49,804,444.44	49,407,222.22	49,785,150.00
1389592068	912797LY1	UNITED STATES TREASURY	01/16/2025	4.520	50,000,000.00	49,711,222.22	49,428,722.22	49,700,650.00
1372483906	912797LQ8	UNITED STATES TREASURY	12/19/2024	4.476	46,231,000.00	46,127,535.02	45,748,163.44	46,114,081.80
1377029576	912797MR5	UNITED STATES TREASURY	12/31/2024	4.484	38,951,000.00	38,805,453.10	38,509,507.73	38,797,247.94
1411469733	912797MJ3	UNITED STATES TREASURY	02/06/2025	4.417	50,000,000.00	49,588,973.61	49,472,413.89	49,588,589.50
1420217845	912797NR4	UNITED STATES TREASURY	03/18/2025	4.380	50,000,000.00	49,349,083.33	49,312,583.33	49,353,074.00
1388880341	912797LR6	UNITED STATES TREASURY	01/02/2025	4.500	50,000,000.00	49,800,000.00	49,512,500.00	49,785,150.00
1417860359	912797NR4	UNITED STATES TREASURY	03/18/2025	4.380	50,000,000.00	49,349,083.33	49,282,166.67	49,353,074.00
1372483893	912797MR5	UNITED STATES TREASURY	12/31/2024	4.420	50,000,000.00	49,815,833.33	49,410,666.67	49,802,634.00
1382826483	912797MX2	UNITED STATES TREASURY	01/14/2025	4.460	50,000,000.00	49,727,444.44	49,392,944.44	49,719,874.50
1374462682	912797MW4	UNITED STATES TREASURY	01/07/2025	4.422	50,000,000.00	49,772,758.33	49,391,975.00	49,761,627.00
1370619226	912797MY0	UNITED STATES TREASURY	01/21/2025	4.430	50,000,000.00	49,686,208.33	49,280,125.00	49,669,500.00
1373351819	912797LP0	UNITED STATES TREASURY	12/12/2024	4.450	50,000,000.00	49,932,013.89	49,530,277.78	49,918,250.00
1418714997	912797NQ6	UNITED STATES TREASURY	03/11/2025	4.371	50,000,000.00	49,392,916.66	49,332,208.33	49,394,367.00
1382826496	912797MX2	UNITED STATES TREASURY	01/14/2025	4.460	50,000,000.00	49,727,444.44	49,392,944.44	49,719,874.50
1412372613	912797MK0	UNITED STATES TREASURY	02/13/2025	4.380	50,000,000.00	49,549,833.33	49,440,333.33	49,547,042.00
1416240358	912797NK9	UNITED STATES TREASURY	03/04/2025	4.360	50,000,000.00	49,436,833.33	49,358,111.11	49,422,250.00
1382826481	912797MW4	UNITED STATES TREASURY	01/07/2025	4.495	50,000,000.00	49,769,006.94	49,431,881.94	49,761,627.00
1390502366	912797LY1	UNITED STATES TREASURY	01/16/2025	4.500	50,000,000.00	49,712,500.00	49,437,500.00	49,700,650.00
1374462684	912797MR5	UNITED STATES TREASURY	12/31/2024	4.485	50,000,000.00	49,813,125.00	49,426,916.67	49,802,634.00
1395944665	912797NF0	UNITED STATES TREASURY	02/04/2025	4.472	50,000,000.00	49,596,322.92	49,366,537.50	49,598,698.50
1384934152	912797MP9	UNITED STATES TREASURY	12/17/2024	4.500	50,000,000.00	49,900,000.00	49,581,250.00	49,888,528.00
1407636660	912797MR5	UNITED STATES TREASURY	12/31/2024	4.475	50,000,000.00	49,813,541.67	49,664,375.00	49,802,634.00
1388880324	912797LR6	UNITED STATES TREASURY	01/02/2025	4.500	50,000,000.00	49,800,000.00	49,512,500.00	49,785,150.00
1382826494	912797LR6	UNITED STATES TREASURY	01/02/2025	4.525	50,000,000.00	49,798,888.89	49,459,513.89	49,785,150.00
1399641486	912797MZ7	UNITED STATES TREASURY	01/28/2025	4.450	50,000,000.00	49,641,527.77	49,437,569.44	49,635,722.50
1383459824	912797LX3	UNITED STATES TREASURY	01/09/2025	4.500	50,000,000.00	49,756,250.00	49,425,000.00	49,749,433.50
1372483903	912797LX3	UNITED STATES TREASURY	01/09/2025	4.420	50,000,000.00	49,760,583.33	49,355,416.67	49,749,433.50
1423101206	912797NQ6	UNITED STATES TREASURY	03/11/2025	4.380	50,000,000.00	49,391,666.67	49,361,250.00	49,394,367.00
1381175160	912797LR6	UNITED STATES TREASURY	01/02/2025	4.485	50,000,000.00	49,800,666.67	49,439,375.00	49,785,150.00
1380183557	912797LR6	UNITED STATES TREASURY	01/02/2025	4.460	50,000,000.00	49,801,777.78	49,436,305.56	49,785,150.00
1400330570	912797MJ3	UNITED STATES TREASURY	02/06/2025	4.430	50,000,000.00	49,587,763.89	49,390,875.00	49,588,589.50
1373351818	912797MR5	UNITED STATES TREASURY	12/31/2024	4.480	50,000,000.00	49,813,333.33	49,408,888.89	49,802,634.00
1399641473	912797JR9	UNITED STATES TREASURY	01/23/2025	4.462	50,000,000.00	49,671,547.22	49,467,038.89	49,661,000.00
1399641501	912797NG8	UNITED STATES TREASURY	02/11/2025	4.460	50,000,000.00	49,554,000.00	49,349,583.33	49,549,050.00

LOS ANGELES COUNTY TREASURER
 TREASURER PORTFOLIO COMPARED TO MARKET VALUE
 FOR THE PERIOD: NOVEMBER 1, 2024 NOVEMBER 30, 2024
 FUND: POOLED SURPLUS INVESTMENTS
 ATTACHMENT X

Security ID	CUSIP	Description	Final Maturity	Face Rate	PAR	Amortized Cost	Historical Cost	Market Value
1411469728	912797LX3	UNITED STATES TREASURY	01/09/2025	4.430	28,193,000.00	28,057,697.09	27,991,780.29	28,051,715.57
1372483901	912797MR5	UNITED STATES TREASURY	12/31/2024	4.420	50,000,000.00	49,815,833.33	49,410,666.67	49,802,634.00
1423992654	912797LZ8	UNITED STATES TREASURY	01/30/2025	4.400	50,000,000.00	49,633,333.33	49,608,888.89	49,626,489.00
1368969871	912797MP9	UNITED STATES TREASURY	12/17/2024	4.500	50,000,000.00	49,900,000.00	49,475,000.00	49,888,528.00
1390502363	912797LY1	UNITED STATES TREASURY	01/16/2025	4.500	50,000,000.00	49,712,500.00	49,437,500.00	49,700,650.00
1367505062	912797LQ8	UNITED STATES TREASURY	12/19/2024	4.550	50,000,000.00	49,886,250.00	49,431,250.00	49,873,550.00
1372483916	912797LX3	UNITED STATES TREASURY	01/09/2025	4.420	50,000,000.00	49,760,583.33	49,355,416.67	49,749,433.50
1412372622	912797NK9	UNITED STATES TREASURY	03/04/2025	4.370	50,000,000.00	49,435,541.67	49,326,291.67	49,422,250.00
1395944662	912797NF0	UNITED STATES TREASURY	02/04/2025	4.472	50,000,000.00	49,596,322.92	49,366,537.50	49,598,698.50
1418714999	912797MM6	UNITED STATES TREASURY	03/06/2025	4.340	50,000,000.00	49,427,361.11	49,367,083.33	49,421,970.00
1382826492	912797LR6	UNITED STATES TREASURY	01/02/2025	4.525	50,000,000.00	49,798,888.89	49,459,513.89	49,785,150.00
1366639780	912797LQ8	UNITED STATES TREASURY	12/19/2024	4.600	50,000,000.00	49,885,000.00	49,418,611.11	49,873,550.00
1373351799	912796ZV4	UNITED STATES TREASURY	12/26/2024	4.470	50,000,000.00	49,844,791.67	49,441,250.00	49,833,421.00
1382110888	912797LR6	UNITED STATES TREASURY	01/02/2025	4.526	22,117,000.00	22,028,020.85	21,875,087.94	22,021,963.25
1374462690	912797MW4	UNITED STATES TREASURY	01/07/2025	4.422	50,000,000.00	49,772,758.33	49,391,975.00	49,761,627.00
1399641490	912797MZ7	UNITED STATES TREASURY	01/28/2025	4.450	50,000,000.00	49,641,527.77	49,437,569.44	49,635,722.50
1401399096	912797LZ8	UNITED STATES TREASURY	01/30/2025	4.440	50,000,000.00	49,630,000.00	49,438,833.33	49,626,489.00
1420217838	912797NR4	UNITED STATES TREASURY	03/18/2025	4.380	50,000,000.00	49,349,083.33	49,312,583.33	49,353,074.00
1395944671	912797JR9	UNITED STATES TREASURY	01/23/2025	4.475	50,000,000.00	49,670,590.28	49,440,625.00	49,661,000.00
1372483914	912797MR5	UNITED STATES TREASURY	12/31/2024	4.420	50,000,000.00	49,815,833.33	49,410,666.67	49,802,634.00
1373351814	912797MR5	UNITED STATES TREASURY	12/31/2024	4.480	50,000,000.00	49,813,333.33	49,408,888.89	49,802,634.00
1399641477	912797JR9	UNITED STATES TREASURY	01/23/2025	4.462	50,000,000.00	49,671,547.22	49,467,038.89	49,661,000.00
1368969886	912797MP9	UNITED STATES TREASURY	12/17/2024	4.500	50,000,000.00	49,900,000.00	49,475,000.00	49,888,528.00
1399641505	912797MZ7	UNITED STATES TREASURY	01/28/2025	4.450	50,000,000.00	49,641,527.77	49,437,569.44	49,635,722.50
1419307840	912797NJ2	UNITED STATES TREASURY	02/25/2025	4.350	50,000,000.00	49,480,416.67	49,426,041.67	49,478,795.00
1368969832	912797LP0	UNITED STATES TREASURY	12/12/2024	4.510	36,527,000.00	36,476,663.77	36,160,918.29	36,467,278.36
1413030638	912797KA4	UNITED STATES TREASURY	02/20/2025	4.350	50,000,000.00	49,510,625.00	49,407,916.67	49,507,716.00
1416240364	912797MK0	UNITED STATES TREASURY	02/13/2025	4.395	50,000,000.00	49,548,291.67	49,468,937.50	49,547,042.00
1393456857	912797NF0	UNITED STATES TREASURY	02/04/2025	4.450	50,000,000.00	49,598,263.89	49,351,041.67	49,598,698.50
1374462692	912797MX2	UNITED STATES TREASURY	01/14/2025	4.416	50,000,000.00	49,730,133.33	49,349,866.67	49,719,874.50
1399641492	912797NF0	UNITED STATES TREASURY	02/04/2025	4.455	50,000,000.00	49,597,812.50	49,393,625.00	49,598,698.50
1365817675	912797LF2	UNITED STATES TREASURY	12/05/2024	4.730	50,000,000.00	49,973,722.22	49,487,583.33	49,963,811.00
1423992643	912797LZ8	UNITED STATES TREASURY	01/30/2025	4.400	31,536,000.00	31,304,736.00	31,289,318.40	31,300,419.14
1399641493	912797LZ8	UNITED STATES TREASURY	01/30/2025	4.450	50,000,000.00	49,629,166.66	49,425,208.33	49,626,489.00
1384934151	912797LQ8	UNITED STATES TREASURY	12/19/2024	4.560	50,000,000.00	49,886,000.00	49,563,000.00	49,873,550.00
1373351796	912797LR6	UNITED STATES TREASURY	01/02/2025	4.400	50,000,000.00	49,804,444.44	49,407,222.22	49,785,150.00
1395208196	912797MY0	UNITED STATES TREASURY	01/21/2025	4.475	50,000,000.00	49,683,020.83	49,446,840.28	49,669,500.00
1374462702	912797MR5	UNITED STATES TREASURY	12/31/2024	4.485	50,000,000.00	49,813,125.00	49,426,916.67	49,802,634.00
1408781471	912797MK0	UNITED STATES TREASURY	02/13/2025	4.369	50,000,000.00	49,550,963.89	49,411,398.61	49,547,042.00
1399641480	912797NG8	UNITED STATES TREASURY	02/11/2025	4.460	50,000,000.00	49,554,000.00	49,349,583.33	49,549,050.00
1420217842	912797NR4	UNITED STATES TREASURY	03/18/2025	4.380	50,000,000.00	49,349,083.33	49,312,583.33	49,353,074.00
1414280954	912797KA4	UNITED STATES TREASURY	02/20/2025	4.380	50,000,000.00	49,507,250.00	49,409,916.67	49,507,716.00
1423101201	912797MM6	UNITED STATES TREASURY	03/06/2025	4.370	50,000,000.00	49,423,402.78	49,393,055.56	49,421,970.00
1366639768	912797LQ8	UNITED STATES TREASURY	12/19/2024	4.600	50,000,000.00	49,885,000.00	49,418,611.11	49,873,550.00
1399641495	912797NF0	UNITED STATES TREASURY	02/04/2025	4.455	50,000,000.00	49,597,812.50	49,393,625.00	49,598,698.50
1382826486	912797LX3	UNITED STATES TREASURY	01/09/2025	4.490	50,000,000.00	49,756,791.67	49,420,041.67	49,749,433.50
1417163618	912797NJ2	UNITED STATES TREASURY	02/25/2025	4.362	50,000,000.00	49,478,983.33	49,406,283.33	49,478,795.00
1400330576	912797MJ3	UNITED STATES TREASURY	02/06/2025	4.430	50,000,000.00	49,587,763.89	49,390,875.00	49,588,589.50
1399641482	912797NG8	UNITED STATES TREASURY	02/11/2025	4.460	50,000,000.00	49,554,000.00	49,349,583.33	49,549,050.00
1394331777	912797JR9	UNITED STATES TREASURY	01/23/2025	4.500	32,710,000.00	32,493,296.25	32,333,835.00	32,488,226.20
1417860354	912797NR4	UNITED STATES TREASURY	03/18/2025	4.380	50,000,000.00	49,349,083.34	49,282,166.67	49,353,074.00
1417163607	912797NQ6	UNITED STATES TREASURY	03/11/2025	4.350	50,000,000.00	49,395,833.33	49,323,333.33	49,394,367.00
1383459821	912797MP9	UNITED STATES TREASURY	12/17/2024	4.470	50,000,000.00	49,900,666.67	49,571,625.00	49,888,528.00
1416240359	912797NK9	UNITED STATES TREASURY	03/04/2025	4.360	50,000,000.00	49,436,833.33	49,358,111.11	49,422,250.00
1423101203	912797MM6	UNITED STATES TREASURY	03/06/2025	4.370	50,000,000.00	49,423,402.78	49,393,055.56	49,421,970.00
1374462698	912797MR5	UNITED STATES TREASURY	12/31/2024	4.485	50,000,000.00	49,813,125.00	49,426,916.67	49,802,634.00
1401399103	912797MY0	UNITED STATES TREASURY	01/21/2025	4.438	28,697,000.00	28,516,577.18	28,406,908.40	28,507,312.83
1370619225	912797MY0	UNITED STATES TREASURY	01/21/2025	4.430	50,000,000.00	49,686,208.33	49,280,125.00	49,669,500.00
1399641497	912797MZ7	UNITED STATES TREASURY	01/28/2025	4.450	50,000,000.00	49,641,527.77	49,437,569.44	49,635,722.50
1392035378	912797LY1	UNITED STATES TREASURY	01/16/2025	4.513	50,000,000.00	49,711,701.39	49,454,739.58	49,700,650.00
1423992649	912797MR5	UNITED STATES TREASURY	12/31/2024	4.515	50,000,000.00	49,811,875.00	49,786,791.67	49,802,634.00
1372483907	912797LQ8	UNITED STATES TREASURY	12/19/2024	4.450	50,000,000.00	49,888,750.00	49,480,833.33	49,873,550.00
1393456862	912797LZ8	UNITED STATES TREASURY	01/30/2025	4.475	50,000,000.00	49,627,083.33	49,378,472.22	49,626,489.00
1413030630	912797KA4	UNITED STATES TREASURY	02/20/2025	4.350	50,000,000.00	49,510,625.00	49,407,916.67	49,507,716.00
1389592067	912797LY1	UNITED STATES TREASURY	01/16/2025	4.520	32,017,000.00	31,832,084.04	31,651,187.99	31,825,314.22
1399641484	912797LZ8	UNITED STATES TREASURY	01/30/2025	4.450	50,000,000.00	49,629,166.66	49,425,208.33	49,626,489.00
1368969823	912797LP0	UNITED STATES TREASURY	12/12/2024	4.510	50,000,000.00	49,931,097.22	49,498,888.89	49,918,250.00
1418714994	912797MM6	UNITED STATES TREASURY	03/06/2025	4.340	50,000,000.00	49,427,361.11	49,367,083.33	49,421,970.00

LOS ANGELES COUNTY TREASURER
 TREASURER PORTFOLIO COMPARED TO MARKET VALUE
 FOR THE PERIOD: NOVEMBER 1, 2024 NOVEMBER 30, 2024
 FUND: POOLED SURPLUS INVESTMENTS
 ATTACHMENT X

Security ID	CUSIP	Description	Final Maturity	Face Rate	PAR	Amortized Cost	Historical Cost	Market Value
1381175155	912797LR6	UNITED STATES TREASURY	01/02/2025	4.485	50,000,000.00	49,800,666.67	49,439,375.00	49,785,150.00
1394331773	912797JR9	UNITED STATES TREASURY	01/23/2025	4.500	50,000,000.00	49,668,750.00	49,425,000.00	49,661,000.00
1397753135	912797MJ3	UNITED STATES TREASURY	02/06/2025	4.472	50,000,000.00	49,583,809.03	49,372,607.64	49,588,589.50
1399641499	912797NG8	UNITED STATES TREASURY	02/11/2025	4.460	50,000,000.00	49,554,000.00	49,349,583.33	49,549,050.00
1365817683	912797LF2	UNITED STATES TREASURY	12/05/2024	4.730	50,000,000.00	49,973,722.22	49,487,583.33	49,963,811.00
1382826495	912797LR6	UNITED STATES TREASURY	01/02/2025	4.525	50,000,000.00	49,798,888.89	49,459,513.89	49,785,150.00
1418714996	912797NQ6	UNITED STATES TREASURY	03/11/2025	4.371	50,000,000.00	49,392,916.66	49,332,208.33	49,394,367.00
1423101205	912797NQ6	UNITED STATES TREASURY	03/11/2025	4.380	50,000,000.00	49,391,666.67	49,361,250.00	49,394,367.00
1411469732	912797MJ3	UNITED STATES TREASURY	02/06/2025	4.417	50,000,000.00	49,588,973.61	49,472,413.89	49,588,589.50
US T-BILL GOVERNMENT TOTAL					7,750,568,000.00	7,700,755,323.55	7,662,095,389.73	7,699,534,816.55
821809322	91282CAY7	UNITED STATES TREASURY	11/30/2027	0.625	50,000,000.00	49,973,016.97	49,937,500.00	45,140,625.50
821809135	91282CAY7	UNITED STATES TREASURY	11/30/2027	0.625	50,000,000.00	49,979,905.48	49,953,125.00	45,140,625.50
821809634	91282CBT7	UNITED STATES TREASURY	03/31/2026	0.750	50,000,000.00	49,937,608.58	49,766,000.00	47,742,187.50
821809139	91282CAY7	UNITED STATES TREASURY	11/30/2027	0.625	50,000,000.00	49,926,320.03	49,828,125.00	45,140,625.50
821808956	91282CCF6	UNITED STATES TREASURY	05/31/2026	0.750	50,000,000.00	49,915,965.69	49,722,656.00	47,468,750.00
821809318	91282CAY7	UNITED STATES TREASURY	11/30/2027	0.625	50,000,000.00	49,973,165.22	49,937,500.00	45,140,625.50
821809866	91282CBT7	UNITED STATES TREASURY	03/31/2026	0.750	50,000,000.00	49,906,837.37	49,650,400.00	47,742,187.50
821809333	91282CBT7	UNITED STATES TREASURY	03/31/2026	0.750	50,000,000.00	49,906,837.37	49,650,400.00	47,742,187.50
821809152	91282CAY7	UNITED STATES TREASURY	11/30/2027	0.625	50,000,000.00	49,963,116.68	49,914,062.50	45,140,625.50
821809628	91282CBT7	UNITED STATES TREASURY	03/31/2026	0.750	50,000,000.00	49,937,608.58	49,766,000.00	47,742,187.50
821810710	91282CAV3	UNITED STATES TREASURY	11/15/2030	0.875	50,000,000.00	50,000,000.00	50,000,000.00	41,628,906.50
821809320	91282CAY7	UNITED STATES TREASURY	11/30/2027	0.625	50,000,000.00	49,973,165.22	49,937,500.00	45,140,625.50
821809208	91282CCF6	UNITED STATES TREASURY	05/31/2026	0.750	50,000,000.00	49,915,965.69	49,722,656.00	47,468,750.00
821809615	91282CCF6	UNITED STATES TREASURY	05/31/2026	0.750	50,000,000.00	49,915,965.69	49,722,656.00	47,468,750.00
821809137	91282CAY7	UNITED STATES TREASURY	11/30/2027	0.625	50,000,000.00	49,979,905.48	49,953,125.00	45,140,625.50
821809314	91282CAY7	UNITED STATES TREASURY	11/30/2027	0.625	50,000,000.00	49,963,116.68	49,914,062.50	45,140,625.50
821809570	91282CBT7	UNITED STATES TREASURY	03/31/2026	0.750	50,000,000.00	49,911,514.15	49,667,950.00	47,742,187.50
821809316	91282CAY7	UNITED STATES TREASURY	11/30/2027	0.625	50,000,000.00	49,963,116.68	49,914,062.50	45,140,625.50
821809609	91282CBW0	UNITED STATES TREASURY	04/30/2026	0.750	50,000,000.00	49,958,651.73	49,855,000.00	47,621,094.00
821809226	91282CCF6	UNITED STATES TREASURY	05/31/2026	0.750	50,000,000.00	49,915,965.69	49,722,656.00	47,468,750.00
821809146	91282CAY7	UNITED STATES TREASURY	11/30/2027	0.625	50,000,000.00	49,926,320.03	49,828,125.00	45,140,625.50
821809663	91282CBT7	UNITED STATES TREASURY	03/31/2026	0.750	50,000,000.00	49,911,514.15	49,667,950.00	47,742,187.50
821809622	91282CCF6	UNITED STATES TREASURY	05/31/2026	0.750	50,000,000.00	49,915,965.69	49,722,656.00	47,468,750.00
821809144	91282CAY7	UNITED STATES TREASURY	11/30/2027	0.625	50,000,000.00	49,926,320.03	49,828,125.00	45,140,625.50
821810741	91282CCV1	UNITED STATES TREASURY	08/31/2028	1.125	50,000,000.00	49,720,881.52	49,484,375.00	44,878,906.50
821809278	91282CBT7	UNITED STATES TREASURY	03/31/2026	0.750	50,000,000.00	49,906,837.37	49,650,400.00	47,742,187.50
821809134	91282CAY7	UNITED STATES TREASURY	11/30/2027	0.625	50,000,000.00	49,979,905.48	49,953,125.00	45,140,625.50
821809560	91282CBT7	UNITED STATES TREASURY	03/31/2026	0.750	50,000,000.00	49,937,608.58	49,766,000.00	47,742,187.50
821810737	91282CAV3	UNITED STATES TREASURY	11/15/2030	0.875	50,000,000.00	49,366,644.56	48,953,143.50	41,628,906.50
821809153	91282CAY7	UNITED STATES TREASURY	11/30/2027	0.625	50,000,000.00	49,963,116.68	49,914,062.50	45,140,625.50
821809276	91282CBT7	UNITED STATES TREASURY	03/31/2026	0.750	50,000,000.00	49,906,837.37	49,650,400.00	47,742,187.50
821809629	91282CBT7	UNITED STATES TREASURY	03/31/2026	0.750	50,000,000.00	49,937,608.58	49,766,000.00	47,742,187.50
821809328	91282CBT7	UNITED STATES TREASURY	03/31/2026	0.750	50,000,000.00	49,906,837.37	49,650,400.00	47,742,187.50
821809556	91282CBT7	UNITED STATES TREASURY	03/31/2026	0.750	50,000,000.00	49,937,608.58	49,766,000.00	47,742,187.50
821810678	91282CCV1	UNITED STATES TREASURY	08/31/2028	1.125	50,000,000.00	49,651,930.80	49,357,000.00	44,878,906.50
821809330	91282CBT7	UNITED STATES TREASURY	03/31/2026	0.750	50,000,000.00	49,906,837.37	49,650,400.00	47,742,187.50
821809528	91282CAV3	UNITED STATES TREASURY	11/15/2030	0.875	50,000,000.00	50,000,000.00	50,000,000.00	41,628,906.50
821809147	91282CAY7	UNITED STATES TREASURY	11/30/2027	0.625	50,000,000.00	49,926,320.03	49,828,125.00	45,140,625.50
821809324	91282CAY7	UNITED STATES TREASURY	11/30/2027	0.625	50,000,000.00	49,973,016.97	49,937,500.00	45,140,625.50
821809132	91282CAY7	UNITED STATES TREASURY	11/30/2027	0.625	50,000,000.00	49,979,905.48	49,953,125.00	45,140,625.50
821809666	91282CBT7	UNITED STATES TREASURY	03/31/2026	0.750	50,000,000.00	49,911,514.15	49,667,950.00	47,742,187.50
821809638	91282CBW0	UNITED STATES TREASURY	04/30/2026	0.750	50,000,000.00	49,958,651.73	49,855,000.00	47,621,094.00
821809873	91282CBT7	UNITED STATES TREASURY	03/31/2026	0.750	50,000,000.00	49,911,514.15	49,667,950.00	47,742,187.50
821809326	91282CAY7	UNITED STATES TREASURY	11/30/2027	0.625	50,000,000.00	49,945,884.45	49,875,000.00	45,140,625.50
US T-NOTE GOVERNMENT TOTAL					2,200,000,000.00	2,196,327,330.10	2,189,928,248.50	2,030,753,916.50
UST GOVERNMENT TOTAL					9,950,568,000.00	9,897,082,653.65	9,852,023,638.23	9,730,288,733.05
GRAND TOTAL					55,931,573,852.46	55,743,938,331.54	55,560,215,070.50	53,876,018,342.96

LOS ANGELES COUNTY TREASURER
 TREASURER PORTFOLIO COMPARED TO MARKET VALUE
 FOR THE PERIOD: NOVEMBER 1, 2024 TO NOVEMBER 30, 2024
 FUND: SPECIFIC PURPOSE INVESTMENTS
 ATTACHMENT X

Security ID	CUSIP	Description	Final Maturity	Face Rate	PAR	Amortized Cost	Historical Cost	Market Value
AVCCD-ANTELOPE VALLEY CCD								
821801195	3130AJTQ2	FEDERAL HOME LOAN BANKS	07/27/2040	2.030	25,230,000.00	25,230,000.00	25,230,000.00	17,337,526.17
FHLB TOTAL					25,230,000.00	25,230,000.00	25,230,000.00	17,337,526.17
AVCCD TOTAL					25,230,000.00	25,230,000.00	25,230,000.00	17,337,526.17
EL SEGUNDO UNIFIED SCHOOL DIST.								
821801197	3133EH4Z3	FEDERAL FARM CREDIT BANKS FUNDING CORP	12/27/2039	3.250	9,000,000.00	9,000,000.00	9,000,000.00	7,489,440.00
821801199	3133EH5A7	FEDERAL FARM CREDIT BANKS FUNDING CORP	12/26/2041	3.270	7,000,000.00	7,000,000.00	7,000,000.00	5,725,664.00
FFCB TOTAL					16,000,000.00	16,000,000.00	16,000,000.00	13,215,104.00
ESUSD TOTAL					16,000,000.00	16,000,000.00	16,000,000.00	13,215,104.00
GF - GENERAL FUND								
821801187	35272RPVLAC	RPV TAX ALLOCATION BOND 1997	12/02/2027	5.000	2,060,000.00	2,060,000.00	2,060,000.00	2,060,000.00
LONG TERM BDS TOTAL					2,060,000.00	2,060,000.00	2,060,000.00	2,060,000.00
GF TOTAL					2,060,000.00	2,060,000.00	2,060,000.00	2,060,000.00
PHHPA-PH HABITAT PRESERVATION AU								
821801198	3133EMW65	FEDERAL FARM CREDIT BANKS FUNDING CORP	07/29/2041	2.500	22,675,000.00	22,675,000.00	22,675,000.00	16,404,160.73
FFCB TOTAL					22,675,000.00	22,675,000.00	22,675,000.00	16,404,160.73
821801196	3134GWS09	FEDERAL HOME LOAN MORTGAGE CORP	08/27/2043	2.000	9,500,000.00	9,500,000.00	9,500,000.00	6,002,527.50
FHLMC TOTAL					9,500,000.00	9,500,000.00	9,500,000.00	6,002,527.50
PHHPA TOTAL					32,175,000.00	32,175,000.00	32,175,000.00	22,406,688.23
SCP61 - SCAQMD - GENERAL FUND								
951495021	3133EN3M0	FEDERAL FARM CREDIT BANKS FUNDING CORP	12/05/2024	4.625	10,000,000.00	10,000,099.59	10,018,200.00	9,999,850.00
FFCB TOTAL					10,000,000.00	10,000,099.59	10,018,200.00	9,999,850.00
1302540523	912796ZV4	UNITED STATES TREASURY	12/26/2024	5.120	20,000,000.00	19,928,888.89	19,482,311.11	19,933,368.40
1368966564	912797KJ5	UNITED STATES TREASURY	03/20/2025	4.270	30,000,000.00	29,612,141.67	29,377,291.67	29,608,267.80
UST BILL TOTAL					50,000,000.00	49,541,030.56	48,859,602.78	49,541,636.20
SCP61 - SCAQMD GENERAL FUND TOTAL					60,000,000.00	59,541,130.15	58,877,802.78	59,541,486.20
SCP66 - SCAQMD CMP AB SPE REV FD								
1302540522	912796ZV4	UNITED STATES TREASURY	12/26/2024	5.120	10,000,000.00	9,964,444.45	9,741,155.56	9,666,684.20
1368966563	912797KJ5	UNITED STATES TREASURY	03/20/2025	4.270	20,000,000.00	19,741,427.78	19,584,861.11	19,738,845.20
UST BILL TOTAL					30,000,000.00	29,705,872.23	29,326,016.67	29,405,529.40
SCP66 - SCAQMD CMP AB SPE REV FD TOTAL					30,000,000.00	29,705,872.23	29,326,016.67	29,405,529.40
SCP6G - SCAQMD - INVESTMENT								
1368966561	912797KJ5	UNITED STATES TREASURY	03/20/2025	4.270	10,000,000.00	9,870,713.89	9,792,430.56	9,869,422.60
UST BILL TOTAL					10,000,000.00	9,870,713.89	9,792,430.56	9,869,422.60
SCP6G - SCAQMD INVESTMENT TOTAL					10,000,000.00	9,870,713.89	9,792,430.56	9,869,422.60
SCP6H - SCAQMD - FD 07 DEBT SERVICE FUND								
1369855852	912797KJ5	UNITED STATES TREASURY	03/20/2025	4.270	5,000,000.00	4,935,356.95	4,896,215.28	4,934,711.30
UST BILL TOTAL					5,000,000.00	4,935,356.95	4,896,215.28	4,934,711.30
SCP6H - SCAQMD - FD 07 DEBT SERVICE FUND					5,000,000.00	4,935,356.95	4,896,215.28	4,934,711.30
SCP9A - SCAQMD - FD66 SPE REV FD								
1369855851	912797KJ5	UNITED STATES TREASURY	03/20/2025	4.270	20,000,000.00	19,741,427.78	19,584,861.11	19,738,845.20
UST BILL TOTAL					20,000,000.00	19,741,427.78	19,584,861.11	19,738,845.20
SCP9A - SCAQMD - FD66 SPE REV FD TOTAL					20,000,000.00	19,741,427.78	19,584,861.11	19,738,845.20
SCU5F - SCAQMD CLEAN FUELS PROG								
1302540524	912796ZV4	UNITED STATES TREASURY	12/26/2024	5.120	10,000,000.00	9,964,444.45	9,741,155.56	9,966,684.20
UST BILL TOTAL					10,000,000.00	9,964,444.45	9,741,155.56	9,966,684.20
SCU5F - SCAQMD CLEAN FUELS PROG TOTAL					10,000,000.00	9,964,444.45	9,741,155.56	9,966,684.20

LOS ANGELES COUNTY TREASURER
 TREASURER PORTFOLIO COMPARED TO MARKET VALUE
 FOR THE PERIOD: NOVEMBER 1, 2024 TO NOVEMBER 30, 2024
 FUND: SPECIFIC PURPOSE INVESTMENTS
 ATTACHMENT X

Security ID	CUSIP	Description	Final Maturity	Face Rate	PAR	Amortized Cost	Historical Cost	Market Value
SCAQMD - SOUTH COAST AIR QUALITY MG								
841762248	SOFCLAIFMMF	S OF C LAIF	12/31/2024		29,197.19	29,197.19	29,197.19	29,197.19
1179317493	SOFCLAIFMMF	S OF C LAIF	12/31/2024		385,394.41	385,394.41	385,394.41	385,394.41
1119045543	SOFCLAIFMMF	S OF C LAIF	12/31/2024		342,844.91	342,844.91	342,844.91	342,844.91
888240922	SOFCLAIFMMF	S OF C LAIF	12/31/2024		69,421.99	69,421.99	69,421.99	69,421.99
1315865883	SOFCLAIFMMF	S OF C LAIF	12/31/2024		441,861.28	441,861.28	441,861.28	441,861.28
1019883116	SOFCLAIFMMF	S OF C LAIF	12/31/2024		252,547.20	252,547.20	252,547.20	252,547.20
821801181	SOFCLAIFMMF	S OF C LAIF	12/31/2024		36,281,925.48	36,281,925.48	36,281,925.48	36,281,925.48
928828368	SOFCLAIFMMF	S OF C LAIF	12/31/2024		126,406.68	126,406.68	126,406.68	126,406.68
1249649042	SOFCLAIFMMF	S OF C LAIF	12/31/2024		414,010.37	414,010.37	414,010.37	414,010.37
1386791310	SOFCLAIFMMF	S OF C LAIF	12/31/2024		469,657.25	469,657.25	469,657.25	469,657.25
1067192516	SOFCLAIFMMF	S OF C LAIF	12/31/2024		315,309.75	315,309.75	315,309.75	315,309.75
974008792	SOFCLAIFMMF	S OF C LAIF	12/31/2024		194,729.00	194,729.00	194,729.00	194,729.00
MMFUND TOTAL					39,323,305.51	39,323,305.51	39,323,305.51	39,323,305.51
SCAQMD TOTAL					39,323,305.51	39,323,305.51	39,323,305.51	39,323,305.51
SLIM - SCHOOLS LINKED INSURANCE MG								
1249649045	SOFCLAIFMMF	S OF C LAIF	12/31/2024		38,349.08	38,349.08	38,349.08	38,349.08
1179317495	SOFCLAIFMMF	S OF C LAIF	12/31/2024		35,698.43	35,698.43	35,698.43	35,698.43
888240666	SOFCLAIFMMF	S OF C LAIF	12/31/2024		6,430.44	6,430.44	6,430.44	6,430.44
858252079	SOFCLAIFMMF	S OF C LAIF	12/31/2024		2,704.49	2,704.49	2,704.49	2,704.49
1119044120	SOFCLAIFMMF	S OF C LAIF	12/31/2024		31,757.14	31,757.14	31,757.14	31,757.14
821801178	SOFCLAIFMMF	S OF C LAIF	12/31/2024		3,430,204.55	3,430,204.55	3,430,204.55	3,430,204.55
974008832	SOFCLAIFMMF	S OF C LAIF	12/31/2024		18,037.42	18,037.42	18,037.42	18,037.42
1315866188	SOFCLAIFMMF	S OF C LAIF	12/31/2024		40,928.86	40,928.86	40,928.86	40,928.86
1067192408	SOFCLAIFMMF	S OF C LAIF	12/31/2024		29,206.61	29,206.61	29,206.61	29,206.61
928828246	SOFCLAIFMMF	S OF C LAIF	12/31/2024		11,708.84	11,708.84	11,708.84	11,708.84
1386791004	SOFCLAIFMMF	S OF C LAIF	12/31/2024		43,503.56	43,503.56	43,503.56	43,503.56
1019882651	SOFCLAIFMMF	S OF C LAIF	12/31/2024		23,393.02	23,393.02	23,393.02	23,393.02
MMFUND TOTAL					3,711,922.44	3,711,922.44	3,711,922.44	3,711,922.44
SLIM TOTAL					3,711,922.44	3,711,922.44	3,711,922.44	3,711,922.44
WASIA - WHITTIER AREA SCHOOLS INS								
1315867195	SOFCLAIFMMF	S OF C LAIF	12/31/2024		494.44	494.44	494.44	494.44
1249649044	SOFCLAIFMMF	S OF C LAIF	12/31/2024		463.27	463.27	463.27	463.27
821801182	SOFCLAIFMMF	S OF C LAIF	12/31/2024		41,438.47	41,438.47	41,438.47	41,438.47
1386791032	SOFCLAIFMMF	S OF C LAIF	12/31/2024		525.54	525.54	525.54	525.54
888240807	SOFCLAIFMMF	S OF C LAIF	12/31/2024		77.68	77.68	77.68	77.68
1067192501	SOFCLAIFMMF	S OF C LAIF	12/31/2024		352.83	352.83	352.83	352.83
928828020	SOFCLAIFMMF	S OF C LAIF	12/31/2024		141.45	141.45	141.45	141.45
841763124	SOFCLAIFMMF	S OF C LAIF	12/31/2024		32.67	32.67	32.67	32.67
974008805	SOFCLAIFMMF	S OF C LAIF	12/31/2024		217.90	217.90	217.90	217.90
1019883193	SOFCLAIFMMF	S OF C LAIF	12/31/2024		282.60	282.60	282.60	282.60
1119058422	SOFCLAIFMMF	S OF C LAIF	12/31/2024		383.64	383.64	383.64	383.64
1179317491	SOFCLAIFMMF	S OF C LAIF	12/31/2024		431.25	431.25	431.25	431.25
MMFUND TOTAL					44,841.74	44,841.74	44,841.74	44,841.74
WASIA TOTAL					44,841.74	44,841.74	44,841.74	44,841.74
GRAND TOTAL					253,545,069.69	252,304,015.13	250,763,551.65	231,556,066.99

LOS ANGELES COUNTY TREASURER
TRUSTEE & MANAGED FUNDS
AS OF NOVEMBER 30, 2024
TRUSTEE: DEUTSCHE BANK
ATTACHMENT XI

ISSUE DATE	FUND TITLE	FUND BALANCE
08/31/11	HIGH DESERT COMPLEX SOLAR PROJECTS 2011 QECB	<u>2,930,306.24</u>
	DEUTSCHE BANK - TRUSTEE TOTAL	<u><u>\$2,930,306.24</u></u>

LOS ANGELES COUNTY TREASURER
TRUSTEE & MANAGED FUNDS
AS OF NOVEMBER 30, 2024
TRUSTEE: BANK OF NEW YORK MELLON TRUST COMPANY
ATTACHMENT XI

ISSUE DATE	FUND TITLE	FUND BALANCE
02/08/06	CCTSA TOBACCO BONDS 2006	1.00
06/10/20	CCTSA TOBACCO BONDS 2020	23,308,437.13
01/30/03	FLOOD CONTROL REFUNDING SER 2003A & 2005A	41.81
12/21/11	LAC-CAL 2011, SERIES A	1,919.34
12/11/96	LACPWFA REFUNDING 1996 SERIES A & B	333,018.84
BANK OF NEW YORK MELLON TRUST COMPANY - TRUSTEE TOTAL		<u><u>\$23,643,418.12</u></u>

LOS ANGELES COUNTY TREASURER
TRUSTEE & MANAGED FUNDS
AS OF NOVEMBER 30, 2024
TRUSTEE: U.S. BANK
ATTACHMENT XI

ISSUE DATE	FUND TITLE	FUND BALANCE
04/05/19	COMMERCIAL PAPER 2019	19,659,589.75
07/26/18	2018 LEASE REVENUE BONDS SERIES A & B	35,486,776.99
08/31/11	MASTER REFUNDING 2005A	10,092.11
11/23/10	MULTIPLE CAPITAL FAC PROJ I A & B (2010)	51,915,541.52
11/03/20	2020 LACMA LEASE REVENUE BONDS	13,693,172.59
07/20/22	COMMUNITY FACILITIES DISTRICT NO. 2021-01, SERIES 2022	<u>7,223,514.53</u>
	U.S. BANK - TRUSTEE TOTAL	<u><u>\$127,988,687.49</u></u>

**LOS ANGELES COUNTY TREASURER
TRUSTEE & MANAGED FUNDS
AS OF NOVEMBER 30, 2024
TRUSTEE: ZIONS BANK
ATTACHMENT XI**

ISSUE DATE	FUND TITLE	FUND BALANCE
02/04/15	MULTIPLE CAPITAL PROJECTS (2015 SERIES A)	211,529,057.97
09/02/15	MULTIPLE CAPITAL PROJECTS (2015 SERIES B & C)	14,374,273.61
03/17/16	LEASE REVENUE BONDS (2016 SERIES D)	1,246,427.11
10/28/21	LEASE REVENUE BONDS (2021 SERIES F)	9,799,469.17
04/13/22	LEASE REVENUE REFUNDING BONDS 2022 (VERMONT MANCHESTER)	6,226,416.76
09/05/24	LEASE REVENUE BONDS (2024 SERIES H)	382,692,936.68
	ZIONS BANK - TRUSTEE TOTAL	<u><u>\$625,868,581.30</u></u>

LOS ANGELES COUNTY TREASURER
TRUSTEE & MANAGED FUNDS
AS OF NOVEMBER 30, 2024
TRUSTEE: LOS ANGELES COUNTY
ATTACHMENT XI

ISSUE DATE	FUND TITLE	FUND BALANCE
	SPECIAL SAFEKEEPING (KNOX-KEENE)	<u>301,738.53</u>
	TREASURER TOTAL	<u><u>\$301,738.53</u></u>

LOS ANGELES COUNTY TREASURER
 FLOATING RATE SECURITIES - PSI NON-TRADING
 AS OF NOVEMBER 30, 2024
 ATTACHMENT XII

INV ID	Instrument Description	Face Rate	Maturity Date	Par	Cost	Reset Provisions
<u>CORPORATE AND AGENCY ISSUED</u>						
LACCAL BANS						
1052207560	LAC-CAL BAN	5.830%	06/30/25	5,000,000.00	5,000,000.00	6-month U.S. Treasury Bill + 50% at the time of draw. Interest adjusted on Jan 2 and July 1. Interest accrued to that point will be payable on that date. Reset to Bank of America prime rate on the 3rd reset date.
1215324857	LAC-CAL BAN	5.830%	06/30/26	10,000,000.00	10,000,000.00	
1318200749	LAC-CAL BAN	5.688%	06/30/27	5,000,000.00	5,000,000.00	
LACCAL BANS TOTAL				<u>20,000,000.00</u>	<u>20,000,000.00</u>	
LOS ANGELES COUNTY ISSUED TOTAL				<u>20,000,000.00</u>	<u>20,000,000.00</u>	
NTRD - PSI NON-TRADING Total				<u>20,000,000.00</u>	<u>20,000,000.00</u>	
BANS as a Percentage of Total Floating Rate Notes					100.00%	

**LOS ANGELES COUNTY TREASURER
BOND ANTICIPATION NOTES / LACCAL
AS OF NOVEMBER 30, 2024
ATTACHMENT XIII**

INV ID	DESCRIPTION	DRAW DATE	AMOUNT	RATE
1052207560	LAC-CAL BANS	06/14/23	5,000,000.00	5.830%
1215324857	LAC-CAL BANS	02/29/24	10,000,000.00	5.830%
1318200749	LAC-CAL BANS	07/16/24	5,000,000.00	5.688%
			<u>20,000,000.00</u>	

LOS ANGELES COUNTY TREASURER
INVENTORY REPORT - TOTALS SECTION
SECURITY TYPE GROUPING - COST & WTG AVG DAYS TO MATURITY
AS OF NOVEMBER 30, 2024
ATTACHMENT XIV

SECURITY TYPE	NON-TRADING		TRADING	
	COST	WTD AVG DTM	COST	WTD AVG DTM
AGENCIES	29,734,216,237.43	1,180.00 DAYS	0.00	0.00 DAYS
COLLATERALIZED CDS	0.00	0.00 DAYS	0.00	0.00 DAYS
NEGOTIABLE CDS	1,850,000,000.00	68.00 DAYS	0.00	0.00 DAYS
EURO CDS	0.00	0.00 DAYS	0.00	0.00 DAYS
CORP & DEPOSIT NOTES	0.00	0.00 DAYS	0.00	0.00 DAYS
BANKERS ACCEPTANCE	0.00	0.00 DAYS	0.00	0.00 DAYS
COMMERCIAL PAPER	14,242,357,032.44	49.00 DAYS	0.00	0.00 DAYS
MUNICIPALS	20,282,408.02	669.00 DAYS	0.00	0.00 DAYS
GOVERNMENTS	9,897,082,653.65	237.00 DAYS	0.00	0.00 DAYS
REPURCHASE AGREEMENT	0.00	0.00 DAYS	0.00	0.00 DAYS
ASSET BACKED	0.00	0.00 DAYS	0.00	0.00 DAYS
OTHER	0.00	0.00 DAYS	0.00	0.00 DAYS
TOTAL	\$55,743,938,331.54	685.00 DAYS	\$0.00	0.00 DAYS

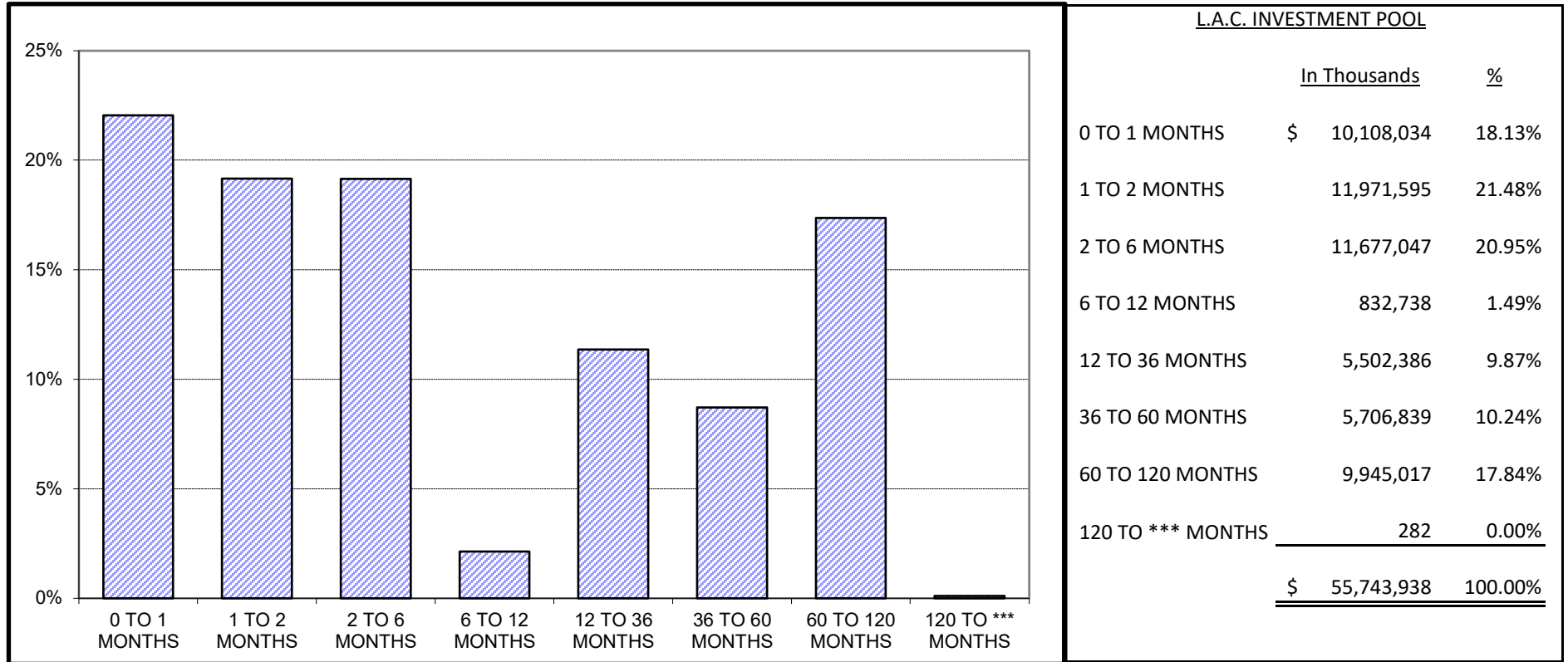
LOS ANGELES COUNTY TREASURER
INVENTORY REPORT - TOTALS SECTION
MATURITY RANGE GROUPING
AS OF NOVEMBER 30, 2024
ATTACHMENT XV

Maturity Range	Date Range	Amortized Cost	%
PSI - NTRD/TRD			
0 to 1 Months	12/01/24 - 12/31/24	\$ 10,108,034,008.23	18.13%
1 to 2 Months	01/01/25 - 01/31/25	\$ 11,971,594,539.84	21.48%
2 to 3 Months	02/01/25 - 02/28/25	\$ 7,179,088,786.07	12.88%
3 to 4 Months	03/01/25 - 03/31/25	\$ 3,174,519,638.52	5.69%
4 to 5 Months	04/01/25 - 04/30/25	\$ 723,438,077.40	1.30%
5 to 6 Months	05/01/25 - 05/31/25	\$ 600,000,000.00	1.08%
6 to 12 Months	06/01/25 - 11/30/25	\$ 832,737,964.78	1.49%
12 to 24 Months	12/01/25 - 11/30/26	\$ 2,456,020,687.03	4.41%
24 to 36 Months	12/01/26 - 11/30/27	\$ 3,046,365,544.74	5.46%
36 to 48 Months	12/01/27 - 11/30/28	\$ 1,705,721,906.52	3.06%
48 to 60 Months	12/01/28 - 11/30/29	\$ 4,001,117,500.57	7.18%
60 to 120 Months	12/01/29 - 11/30/34	\$ 9,945,017,269.82	17.84%
120 to *** Months	12/01/34 -	\$ 282,408.02	0.00%
Portfolio Total:		\$ 55,743,938,331.54	100.00%
AVCCD			
120 to *** Months	12/01/34 -	\$ 25,230,000.00	100.0%
Portfolio Total:		\$ 25,230,000.00	100.0%
ESUSD			
120 to *** Months	12/01/34 -	\$ 16,000,000.00	100.0%
Portfolio Total:		\$ 16,000,000.00	100.0%
GF			
36 to 48 Months	12/01/27 - 11/30/28	\$ 2,060,000.00	100.0%
Portfolio Total:		\$ 2,060,000.00	100.0%
PHHPA			
120 to *** Months	12/01/34 -	\$ 32,175,000.00	100.0%
Portfolio Total:		\$ 32,175,000.00	100.0%
SCP61			
0 to 1 Months	12/01/24 - 12/31/24	\$ 29,928,988.48	50.3%
3 to 4 Months	03/01/25 - 03/31/25	\$ 29,612,141.67	49.7%
Portfolio Total:		\$ 59,541,130.15	100.0%
SCP66			
0 to 1 Months	12/01/24 - 12/31/24	\$ 9,964,444.44	33.5%
3 to 4 Months	03/01/25 - 03/31/25	\$ 19,741,427.78	66.5%
Portfolio Total:		\$ 29,705,872.22	100.0%

LOS ANGELES COUNTY TREASURER
 INVENTORY REPORT - TOTALS SECTION
 MATURITY RANGE GROUPING
 AS OF NOVEMBER 30, 2024
 ATTACHMENT XV

Maturity Range	Date Range	Amortized Cost	%
SCP6G			
3 to 4 Months	03/01/25 - 03/31/25	\$ 9,870,713.89	100.0%
Portfolio Total:		\$ 9,870,713.89	100.0%
SCP6H			
3 to 4 Months	03/01/25 - 03/31/25	\$ 4,935,356.95	100.0%
Portfolio Total:		\$ 4,935,356.95	100.0%
SCP9A			
3 to 4 Months	03/01/25 - 03/31/25	\$ 19,741,427.78	100.0%
Portfolio Total:		\$ 19,741,427.78	100.0%
SCU5F			
0 to 1 Months	12/01/24 - 12/31/24	\$ 9,964,444.45	100.0%
Portfolio Total:		\$ 9,964,444.45	100.0%
SCAQMD			
0 to 1 Months	12/01/24 - 12/31/24	\$ 39,323,305.51	100.0%
Portfolio Total:		\$ 39,323,305.51	100.0%
SLIM			
0 to 1 Months	12/01/24 - 12/31/24	\$ 3,711,922.44	100.0%
Portfolio Total:		\$ 3,711,922.44	100.0%
WASIA			
0 to 1 Months	12/01/24 - 12/31/24	\$ 44,841.74	100.0%
Portfolio Total:		\$ 44,841.74	100.0%

**LOS ANGELES COUNTY TREASURER
COMPOSITION OF PSI PORTFOLIO BY MATURITY
AS OF NOVEMBER 30, 2024
ATTACHMENT XVI**



L.A.C. INVESTMENT POOL

	<u>In Thousands</u>	<u>%</u>
0 TO 1 MONTHS	\$ 10,108,034	18.13%
1 TO 2 MONTHS	11,971,595	21.48%
2 TO 6 MONTHS	11,677,047	20.95%
6 TO 12 MONTHS	832,738	1.49%
12 TO 36 MONTHS	5,502,386	9.87%
36 TO 60 MONTHS	5,706,839	10.24%
60 TO 120 MONTHS	9,945,017	17.84%
120 TO *** MONTHS	282	0.00%
	<u>\$ 55,743,938</u>	<u>100.00%</u>

Maturity Limits Are In Compliance With The Los Angeles County Treasurer's Investment Policy.

**LOCAL AGENCY INVESTMENT FUND
 FOR SPECIFIC INVESTMENTS
 AS OF NOVEMBER 30, 2024
 ATTACHMENT XVII**

ISSUE DATE	FUND TITLE	FUND BALANCE
	SOUTH COAST AIR QUALITY MGMT DISTRICT (SCAQMD)	\$39,323,305.51
	SCHOOLS LINKED FOR INSURANCE MANAGEMENT (SLIM)	3,711,922.44
	WHITTIER AREA SCHOOLS INSURANCE AUTHORITY (WASIA)	44,841.74
	LAIF TOTAL	<u><u>\$43,080,069.69</u></u>

Fiona Ma, CPA

Treasurer

State of California



**POOLED MONEY
INVESTMENT BOARD REPORT**

OCTOBER 31, 2024

STATE OF CALIFORNIA
STATE TREASURER'S OFFICE
POOLED MONEY INVESTMENT BOARD REPORT

OCTOBER 2024

TABLE OF CONTENTS

SUMMARY.....	01
SELECTED INVESTMENT DATA.....	02
PORTFOLIO COMPOSITION.....	03
INVESTMENT TRANSACTIONS.....	04
TIME DEPOSITS.....	32
BANK DEMAND DEPOSITS.....	38
POOLED MONEY INVESTMENT BOARD DESIGNATION...	39



Summary of Investment Data A Comparison of October 2024 with October 2023

(Dollars In Thousands)

	October 2024	October 2023	Change
Average Daily Portfolio (\$)	155,787,685	160,126,941	-4,339,256
Accrued Earnings (\$)	597,724	497,795	+99,929
Effective Yield (%)	4.518	3.670	+0.848
Average Life-Month End (In Days)	257	250	+7
Total Security Transactions			
Amount (\$)	53,930,536	46,096,339	+7,834,197
Number	1,087	932	+155
Total Time Deposit Transactions			
Amount (\$)	2,176,500	1,984,000	+192,500
Number	69	70	-1
Average Workday Investment Activity (\$)	2,439,436	2,185,470	+253,966
Prescribed Demand Account Balances For Services (\$)	129,000	229,000	-100,000



Selected Investment Data Analysis of the Pooled Money Investment Account Portfolio

(Dollars In Thousands)

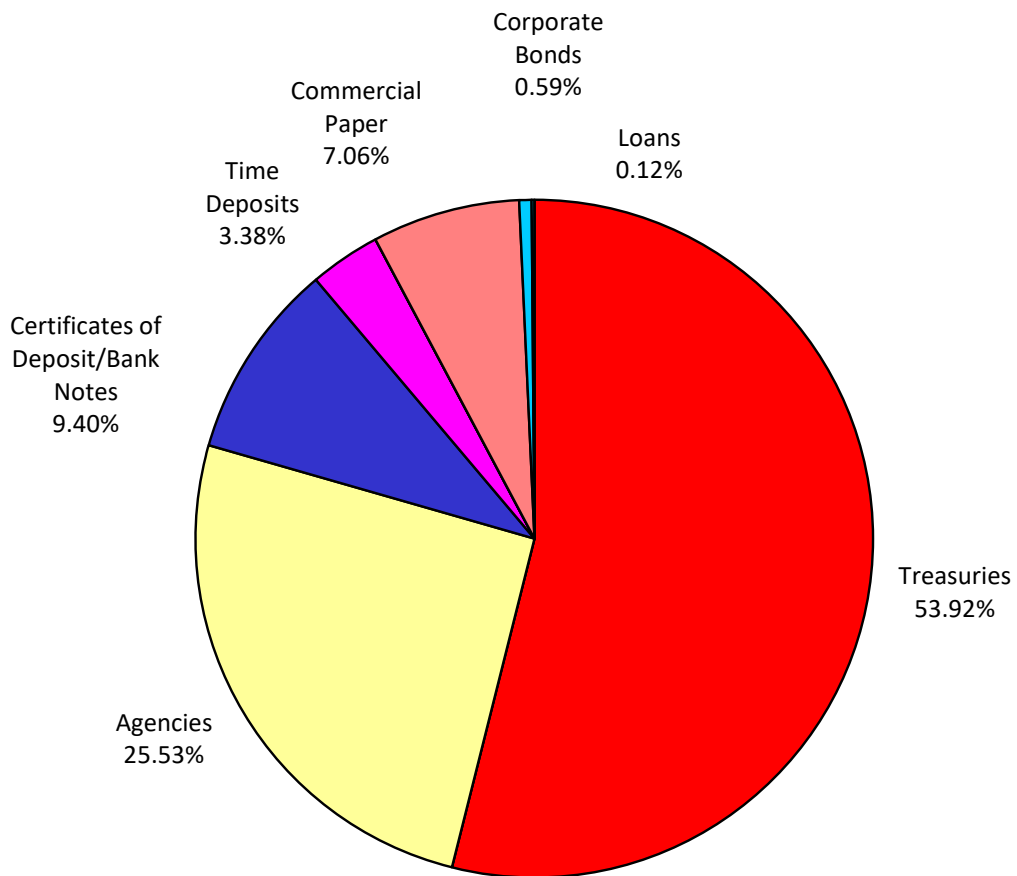
October 31, 2024

<u>TYPE OF SECURITY</u>	<u>AMOUNT (\$)</u>	<u>*PERCENT OF PORTFOLIO</u>	<u>*DIFFERENCE IN PERCENT OF PORTFOLIO FROM PRIOR MONTH</u>
Government			
Bills	32,880,087	21.09	-1.95
Bonds	0	0.00	0
Notes	51,186,321	32.83	+0.38
Strips	0	0.00	0
Total Government	<u>84,066,408</u>	<u>53.92</u>	<u>-1.57</u>
Agency Debentures	13,399,829	8.59	+0.09
Certificates of Deposit	14,650,000	9.40	+0.64
Bank Notes	0	0.00	0
Repurchases	0	0.00	0
Agency Discount Notes	26,411,860	16.94	-0.27
Time Deposits	5,268,500	3.38	+0.19
GNMAs	0	0.00	0
Commercial Paper	11,009,055	7.06	+0.98
Remics	1,290	0.00	0
Corporate Bonds	918,471	0.59	+0.08
PMIA Loans	194,249	0.12	-0.14
GF Loans	0	0.00	0
Other	0	0.00	0
Reversed Repurchases	0	0.00	0
Total (All Types)	<u>155,919,662</u>	<u>100.00</u>	

*Percentages may be off due to rounding.

<u>INVESTMENT ACTIVITY</u>	<u>October 2024</u>		<u>September 2024</u>	
	<u>NUMBER</u>	<u>AMOUNT (\$)</u>	<u>NUMBER</u>	<u>AMOUNT (\$)</u>
Pooled Money	1,087	53,930,536	1,116	55,303,516
Time Deposits	69	2,176,500	55	2,076,000
Other	8	1,059,762	2	1,770,137
Total	<u>1,164</u>	<u>57,166,798</u>	<u>1,173</u>	<u>59,149,653</u>
PMIA Monthly Average Effective Yield (%)		4.518		4.575
Year to Date Yield Last Day of Month (%)		4.547		4.556

Pooled Money Investment Account Portfolio Composition \$155.9 billion 10/31/2024



Percentages may not total 100%, due to rounding.

INVESTMENT TRANSACTIONS

<u>DATE</u>	<u>TYPE</u>	<u>a/</u> <u>DESCRIPTION</u>	<u>CPN (%)</u>	<u>MATURITY</u> <u>DATE</u>	<u>b/</u> <u>TRANS</u> <u>YIELD (%)</u>	<u>d/</u> <u>PAR (\$)</u> <u>(000)</u>	<u>DAYS</u> <u>HELD</u>	<u>AMOUNT</u> <u>EARNED (\$)</u>	<u>EFFECTIVE</u> <u>YIELD (%)</u>
10/01/24	REDEMPTIONS								
	CD	BOFA	5.370	10/01/24	5.370	50,000	222	1,655,750.00	5.460
	CD	BOFA	5.370	10/01/24	5.370	50,000	222	1,655,750.00	5.460
	CD	WELLS FGO	5.850	10/01/24	5.850	50,000	378	3,071,250.00	5.948
	CD	WELLS FGO	5.850	10/01/24	5.850	50,000	378	3,071,250.00	5.948
	CP	GTA		10/01/24	5.360	50,000	102	759,333.33	5.518
	CP	PFIZER		10/01/24	5.300	50,000	154	1,133,611.11	5.498
	CP	TOYOTA		10/01/24	5.190	50,000	190	1,369,583.33	5.410
	CP	TOYOTA		10/01/24	5.190	50,000	190	1,369,583.33	5.410
	CP	SCOTIA NY		10/01/24	5.250	50,000	195	1,421,875.00	5.479
	CP	SCOTIA NY		10/01/24	5.250	50,000	195	1,421,875.00	5.479
	CP	BOFA		10/01/24	5.080	50,000	257	1,813,277.78	5.359
	CP	BOFA		10/01/24	5.080	50,000	257	1,813,277.78	5.359
	DEB	FFCB	4.875	10/01/24	4.981	50,000	259	1,759,812.50	4.977
	DEB	FFCB	4.875	10/01/24	4.981	50,000	259	1,759,812.50	4.977
	DEB	FHLB	5.410	10/01/24	5.412	50,000	355	2,622,347.22	5.407
	DEB	FHLB	5.410	10/01/24	5.412	50,000	355	2,622,347.22	5.407
	DEB	FHLB	5.410	10/01/24	5.412	50,000	355	2,622,347.22	5.407
	DEB	FHLB	4.450	10/01/24	4.452	50,000	519	3,152,083.33	4.446
	DEB	FHLB	4.450	10/01/24	4.452	50,000	519	3,152,083.33	4.446
	DEB	FFCB	4.450	10/01/24	4.452	50,000	519	3,152,083.33	4.446
	DEB	FFCB	4.450	10/01/24	4.452	50,000	519	3,152,083.33	4.446
	DEB	FFCB	4.450	10/01/24	4.452	50,000	519	3,152,083.33	4.446
	DEB	FHLB	2.650	10/01/24	2.650	50,000	889	3,220,486.11	2.652
	DEB	FHLB	2.650	10/01/24	2.650	50,000	889	3,220,486.11	2.652
	DEB	FHLB	1.120	10/01/24	1.120	50,000	987	1,513,555.56	1.123
	DEB	FHLB	1.120	10/01/24	1.120	50,000	987	1,513,555.56	1.123
	DEB	FHLB	0.390	10/01/24	0.390	50,000	1,202	641,333.33	0.391
	DEB	FHLB	0.390	10/01/24	0.390	50,000	1,202	641,333.33	0.391
	DN	FHLMC		10/01/24	5.085	50,000	158	1,115,875.00	5.273
	DN	FHLMC		10/01/24	5.085	50,000	158	1,115,875.00	5.273
	DN	FHLMC		10/01/24	5.070	50,000	166	1,168,916.67	5.263
	DN	FHLMC		10/01/24	5.070	50,000	166	1,168,916.67	5.263
	DN	FHLMC		10/01/24	5.070	50,000	166	1,168,916.67	5.263
	DN	FHLMC		10/01/24	5.070	50,000	166	1,168,916.67	5.263
	DN	FHLB		10/01/24	5.115	50,000	166	1,179,291.67	5.311
	DN	FHLB		10/01/24	5.115	50,000	166	1,179,291.67	5.311
	DN	FFCB		10/01/24	5.050	50,000	168	1,178,333.33	5.244
	DN	FFCB		10/01/24	5.050	50,000	168	1,178,333.33	5.244
	DN	FNMA		10/01/24	5.070	50,000	169	1,190,041.67	5.266
	DN	FNMA		10/01/24	5.070	50,000	169	1,190,041.67	5.266
	DN	FNMA		10/01/24	5.065	50,000	172	1,209,972.22	5.263
	DN	FNMA		10/01/24	5.065	50,000	172	1,209,972.22	5.263
	DN	FNMA		10/01/24	5.025	50,000	175	1,221,354.17	5.222
	DN	FNMA		10/01/24	5.025	50,000	175	1,221,354.17	5.222
	DN	IFC		10/01/24	5.050	50,000	180	1,262,500.00	5.253
	DN	IFC		10/01/24	5.050	50,000	180	1,262,500.00	5.253

INVESTMENT TRANSACTIONS

<u>DATE</u>	<u>TYPE</u>	<u>a/</u> <u>DESCRIPTION</u>	<u>CPN (%)</u>	<u>MATURITY</u> <u>DATE</u>	<u>b/</u> <u>TRANS</u> <u>YIELD (%)</u>	<u>d/</u> <u>PAR (\$)</u> <u>(000)</u>	<u>DAYS</u> <u>HELD</u>	<u>AMOUNT</u> <u>EARNED (\$)</u>	<u>EFFECTIVE</u> <u>YIELD (%)</u>
10/01/24	REDEMPTIONS (Continued)								
	DN	IBRD		10/01/24	5.050	50,000	181	1,269,513.89	5.254
	DN	IBRD		10/01/24	5.050	50,000	181	1,269,513.89	5.254
	DN	FNMA		10/01/24	5.020	50,000	182	1,268,944.44	5.222
	DN	FNMA		10/01/24	5.020	50,000	182	1,268,944.44	5.222
	DN	FHLB		10/01/24	5.035	50,000	188	1,314,694.44	5.243
	DN	FHLB		10/01/24	5.035	50,000	188	1,314,694.44	5.243
	DN	FHLB		10/01/24	5.050	50,000	195	1,367,708.33	5.264
	DN	FHLB		10/01/24	5.050	50,000	195	1,367,708.33	5.264
	DN	FHLB		10/01/24	5.050	50,000	195	1,367,708.33	5.264
	DN	FHLB		10/01/24	5.050	50,000	195	1,367,708.33	5.264
	DN	FHLMC		10/01/24	4.990	50,000	197	1,365,319.44	5.201
	DN	FHLMC		10/01/24	4.990	50,000	197	1,365,319.44	5.201
	DN	FHLB		10/01/24	5.050	50,000	197	1,381,736.11	5.266
	DN	FHLB		10/01/24	5.050	50,000	197	1,381,736.11	5.266
	DN	FFCB		10/01/24	5.000	50,000	200	1,388,888.89	5.214
	DN	FFCB		10/01/24	5.000	50,000	200	1,388,888.89	5.214
	DN	FHLB		10/01/24	5.045	50,000	200	1,401,388.89	5.263
	DN	FHLB		10/01/24	5.045	50,000	200	1,401,388.89	5.263
	DN	IFC		10/01/24	4.950	50,000	201	1,381,875.00	5.161
	DN	IFC		10/01/24	4.950	50,000	201	1,381,875.00	5.161
	DN	IBRD		10/01/24	4.950	50,000	203	1,395,625.00	5.163
	DN	IBRD		10/01/24	4.950	50,000	203	1,395,625.00	5.163
	DN	FFCB		10/01/24	4.950	50,000	203	1,395,625.00	5.163
	DN	FFCB		10/01/24	4.950	50,000	203	1,395,625.00	5.163
	DN	FHLMC		10/01/24	4.950	50,000	203	1,395,625.00	5.163
	DN	FHLMC		10/01/24	4.950	50,000	203	1,395,625.00	5.163
	DN	FFCB		10/01/24	4.980	50,000	203	1,404,083.33	5.195
	DN	FFCB		10/01/24	4.980	50,000	203	1,404,083.33	5.195
	DN	FFCB		10/01/24	4.700	50,000	244	1,592,777.78	4.936
	DN	FFCB		10/01/24	4.700	50,000	244	1,592,777.78	4.936
	DN	FHLB		10/01/24	4.820	50,000	270	1,807,500.00	5.084
	DN	FHLB		10/01/24	4.820	50,000	270	1,807,500.00	5.084
	DN	FHLB		10/01/24	5.045	50,000	316	2,214,194.44	5.367
	DN	FHLB		10/01/24	5.045	50,000	316	2,214,194.44	5.367
	DN	FFCB		10/01/24	5.080	50,000	355	2,504,722.22	5.437
	DN	FFCB		10/01/24	5.080	50,000	355	2,504,722.22	5.437
	DN	FHLB		10/01/24	5.100	50,000	355	2,514,583.33	5.460
	DN	FHLB		10/01/24	5.100	50,000	355	2,514,583.33	5.460
	TR	BILL		10/01/24	5.210	50,000	105	759,791.67	5.364
	TR	BILL		10/01/24	5.210	50,000	105	759,791.67	5.364
	TR	BILL		10/01/24	5.210	50,000	105	759,791.67	5.364
	TR	BILL		10/01/24	5.210	50,000	105	759,791.67	5.364
	TR	BILL		10/01/24	5.210	50,000	105	759,791.67	5.364
	TR	BILL		10/01/24	5.210	50,000	105	759,791.67	5.364
	TR	BILL		10/01/24	5.210	50,000	105	759,791.67	5.364
	TR	BILL		10/01/24	5.210	50,000	105	759,791.67	5.364
	TR	BILL		10/01/24	5.210	50,000	105	759,791.67	5.364
	TR	BILL		10/01/24	5.210	50,000	105	759,791.67	5.364

INVESTMENT TRANSACTIONS

<u>DATE</u>	<u>TYPE</u>	<u>a/</u> <u>DESCRIPTION</u>	<u>CPN (%)</u>	<u>MATURITY</u> <u>DATE</u>	<u>b/</u> <u>TRANS</u> <u>YIELD (%)</u>	<u>d/</u> <u>PAR (\$)</u> <u>(000)</u>	<u>DAYS</u> <u>HELD</u>	<u>AMOUNT</u> <u>EARNED (\$)</u>	<u>EFFECTIVE</u> <u>YIELD (%)</u>
10/01/24	REDEMPTIONS (Continued)								
	TR	BILL		10/01/24	5.210	50,000	106	767,027.78	5.365
	TR	BILL		10/01/24	5.210	50,000	106	767,027.78	5.365
	TR	BILL		10/01/24	5.210	50,000	106	767,027.78	5.365
	TR	BILL		10/01/24	5.210	50,000	106	767,027.78	5.365
	TR	BILL		10/01/24	5.210	50,000	106	767,027.78	5.365
	TR	BILL		10/01/24	5.210	50,000	106	767,027.78	5.365
	TR	BILL		10/01/24	5.216	50,000	106	767,911.11	5.371
	TR	BILL		10/01/24	5.216	50,000	106	767,911.11	5.371
	TR	BILL		10/01/24	5.216	50,000	106	767,911.11	5.371
	TR	BILL		10/01/24	5.205	50,000	109	787,979.17	5.362
	TR	BILL		10/01/24	5.205	50,000	109	787,979.17	5.362
	TR	BILL		10/01/24	5.205	50,000	109	787,979.17	5.362
	TR	BILL		10/01/24	5.205	50,000	109	787,979.17	5.362
	TR	BILL		10/01/24	5.205	50,000	109	787,979.17	5.362
	TR	BILL		10/01/24	5.205	50,000	109	787,979.17	5.362
	TR	BILL		10/01/24	5.208	50,000	109	788,357.64	5.364
	TR	BILL		10/01/24	5.208	50,000	109	788,357.64	5.364
	TR	BILL		10/01/24	5.208	50,000	109	788,357.64	5.364
	TR	BILL		10/01/24	5.225	50,000	116	841,805.56	5.388
	TR	BILL		10/01/24	5.225	50,000	116	841,805.56	5.388
	TR	BILL		10/01/24	5.225	50,000	116	841,805.56	5.388
	TR	BILL		10/01/24	5.225	50,000	116	841,805.56	5.388
	TR	BILL		10/01/24	5.225	50,000	116	841,805.56	5.388
	TR	BILL		10/01/24	5.225	50,000	116	841,805.56	5.388
	TR	BILL		10/01/24	5.225	50,000	116	841,805.56	5.388
	TR	BILL		10/01/24	5.225	50,000	116	841,805.56	5.388
	TR	BILL		10/01/24	5.225	50,000	116	841,805.56	5.388
	TR	BILL		10/01/24	5.225	50,000	116	841,805.56	5.388
	TR	BILL		10/01/24	5.215	50,000	117	847,437.50	5.379
	TR	BILL		10/01/24	5.215	50,000	117	847,437.50	5.379
	TR	BILL		10/01/24	5.215	50,000	117	847,437.50	5.379
	TR	BILL		10/01/24	5.215	50,000	117	847,437.50	5.379
	TR	BILL		10/01/24	5.215	50,000	117	847,437.50	5.379
	TR	BILL		10/01/24	5.215	50,000	117	847,437.50	5.379
	TR	BILL		10/01/24	5.215	50,000	117	847,437.50	5.379
	TR	BILL		10/01/24	5.215	50,000	117	847,437.50	5.379
	TR	BILL		10/01/24	5.215	50,000	117	847,437.50	5.379
	TR	BILL		10/01/24	5.210	50,000	118	853,861.11	5.374
	TR	BILL		10/01/24	5.210	50,000	118	853,861.11	5.374
	TR	BILL		10/01/24	5.210	50,000	118	853,861.11	5.374
	TR	BILL		10/01/24	5.210	50,000	118	853,861.11	5.374
	TR	BILL		10/01/24	5.210	50,000	118	853,861.11	5.374
	TR	BILL		10/01/24	5.210	50,000	118	853,861.11	5.374
	TR	BILL		10/01/24	5.213	50,000	118	854,270.83	5.377
	TR	BILL		10/01/24	5.213	50,000	118	854,270.83	5.377
	TR	BILL		10/01/24	5.213	50,000	118	854,270.83	5.377

INVESTMENT TRANSACTIONS

<u>DATE</u>	<u>TYPE</u>	<u>a/</u> <u>DESCRIPTION</u>	<u>CPN (%)</u>	<u>MATURITY</u> <u>DATE</u>	<u>b/</u> <u>TRANS</u> <u>YIELD (%)</u>	<u>d/</u> <u>PAR (\$)</u> <u>(000)</u>	<u>DAYS</u> <u>HELD</u>	<u>AMOUNT</u> <u>EARNED (\$)</u>	<u>EFFECTIVE</u> <u>YIELD (%)</u>
10/01/24	REDEMPTIONS (Continued)								
	TR	BILL		10/01/24	5.220	50,000	119	862,750.00	5.385
	TR	BILL		10/01/24	5.220	50,000	119	862,750.00	5.385
	TR	BILL		10/01/24	5.220	50,000	119	862,750.00	5.385
	TR	BILL		10/01/24	5.221	50,000	119	862,915.28	5.386
	TR	BILL		10/01/24	5.221	50,000	119	862,915.28	5.386
	TR	BILL		10/01/24	5.221	50,000	119	862,915.28	5.386
	TR	BILL		10/01/24	5.230	50,000	119	864,402.78	5.396
	TR	BILL		10/01/24	5.230	50,000	119	864,402.78	5.396
	TR	BILL		10/01/24	5.231	50,000	119	864,568.06	5.397
	TR	BILL		10/01/24	5.231	50,000	119	864,568.06	5.397
	YCD	BNP	5.420	10/01/24	5.420	50,000	180	1,355,000.00	5.495
	YCD	BNP	5.420	10/01/24	5.420	50,000	180	1,355,000.00	5.495
	YCD	MONTREAL	5.450	10/01/24	5.450	50,000	181	1,370,069.44	5.526
	YCD	MONTREAL	5.450	10/01/24	5.450	50,000	181	1,370,069.44	5.526
	YCD	NB CANADA	5.230	10/01/24	5.230	50,000	188	1,365,611.11	5.303
	YCD	NB CANADA	5.230	10/01/24	5.230	50,000	188	1,365,611.11	5.303
	YCD	SOC GEN	5.380	10/01/24	5.380	50,000	188	1,404,777.78	5.455
	YCD	SOC GEN	5.380	10/01/24	5.380	50,000	188	1,404,777.78	5.455
	YCD	UBS	5.380	10/01/24	5.380	50,000	189	1,412,250.00	5.455
	YCD	UBS	5.380	10/01/24	5.380	50,000	189	1,412,250.00	5.455
	YCD	TORONTO	5.390	10/01/24	5.390	50,000	195	1,459,791.67	5.465
	YCD	TORONTO	5.390	10/01/24	5.390	50,000	195	1,459,791.67	5.465
	YCD	RB CANADA	5.340	10/01/24	5.340	50,000	200	1,483,333.33	5.414
	YCD	RB CANADA	5.340	10/01/24	5.340	50,000	200	1,483,333.33	5.414
	YCD	ANZ	5.170	10/01/24	5.170	50,000	223	1,601,263.89	5.256
	YCD	ANZ	5.170	10/01/24	5.170	50,000	223	1,601,263.89	5.256
	YCD	RABOBANK	5.260	10/01/24	5.260	50,000	237	1,731,416.67	5.348
	YCD	RABOBANK	5.260	10/01/24	5.260	50,000	237	1,731,416.67	5.348
	YCD	NATIXIS	5.590	10/01/24	5.590	50,000	293	2,274,819.44	5.683
	YCD	NATIXIS	5.590	10/01/24	5.590	50,000	293	2,274,819.44	5.683
	YCD	LLOYDS	5.530	10/01/24	5.530	50,000	301	2,311,847.22	5.622
	YCD	LLOYDS	5.530	10/01/24	5.530	50,000	301	2,311,847.22	5.622
	YCD	CB AUS	5.870	10/01/24	5.870	50,000	351	2,861,625.00	5.968
	YCD	CB AUS	5.870	10/01/24	5.870	50,000	351	2,861,625.00	5.968
	YCD	NAT AUB	5.830	10/01/24	5.830	50,000	354	2,866,416.67	5.927
	YCD	NAT AUB	5.830	10/01/24	5.830	50,000	354	2,866,416.67	5.927

10/01/24 PURCHASES

CP	GTA			01/13/25	4.610	50,000			
CP	THUNDER			03/28/25	4.340	50,000			
CP	PFIZER			04/01/25	4.370	50,000			
DN	FNMA			10/29/24	4.680	50,000			
DN	FNMA			10/29/24	4.680	50,000			
DN	IBRD			12/03/24	4.560	50,000			
DN	IBRD			12/03/24	4.560	50,000			

INVESTMENT TRANSACTIONS

<u>DATE</u>	<u>TYPE</u>	<u>a/</u> <u>DESCRIPTION</u>	<u>CPN (%)</u>	<u>MATURITY</u> <u>DATE</u>	<u>b/</u> <u>TRANS</u> <u>YIELD (%)</u>	<u>d/</u> <u>PAR (\$)</u> <u>(000)</u>	<u>DAYS</u> <u>HELD</u>	<u>AMOUNT</u> <u>EARNED (\$)</u>	<u>EFFECTIVE</u> <u>YIELD (%)</u>
10/01/24	PURCHASES (Continued)								
	DN	IBRD		12/27/24	4.600	50,000			
	DN	IBRD		12/27/24	4.600	50,000			
	TR	BILL		03/13/25	4.230	50,000			
	TR	BILL		03/13/25	4.230	50,000			
	TR	BILL		03/13/25	4.230	50,000			
	TR	BILL		03/13/25	4.240	50,000			
	TR	BILL		03/13/25	4.240	50,000			
	TR	BILL		03/13/25	4.240	50,000			
	TR	BILL		03/13/25	4.250	50,000			
	TR	BILL		03/13/25	4.250	50,000			
	TR	BILL		03/13/25	4.250	50,000			
	YCD	ANZ	4.290	03/28/25	4.290	50,000			
	YCD	ANZ	4.290	03/28/25	4.290	50,000			
	YCD	NB CANADA	4.100	07/01/25	4.100	50,000			
	YCD	NB CANADA	4.100	07/01/25	4.100	50,000			
	YCD	UBS	4.100	10/01/25	4.100	50,000			
	YCD	UBS	4.100	10/01/25	4.100	50,000			
10/02/24	REDEMPTIONS								
	YCD	NORINCHUK	5.420	10/02/24	5.420	50,000	78	587,166.67	5.495
	YCD	NORINCHUK	5.420	10/02/24	5.420	50,000	78	587,166.67	5.495
10/02/24	PURCHASES								
	CP	APPLE		11/25/24	4.660	50,000			
	CP	APPLE		11/25/24	4.660	50,000			
	TR	BILL		03/13/25	4.263	50,000			
	TR	BILL		03/13/25	4.263	50,000			
	TR	BILL		03/13/25	4.265	50,000			
	TR	BILL		03/13/25	4.265	50,000			
	YCD	NORINCHUK	4.830	11/25/24	4.830	50,000			
	YCD	NORINCHUK	4.830	11/25/24	4.830	50,000			
	YCD	BNP	4.420	05/01/25	4.420	50,000			
	YCD	BNP	4.420	05/01/25	4.420	50,000			
	YCD	CB AUS	3.930	10/01/25	3.930	50,000			
	YCD	CB AUS	3.930	10/01/25	3.930	50,000			
	YCD	LLOYDS	4.170	10/01/25	4.170	50,000			
	YCD	LLOYDS	4.170	10/01/25	4.170	50,000			

INVESTMENT TRANSACTIONS

<u>DATE</u>	<u>TYPE</u>	<u>a/</u> <u>DESCRIPTION</u>	<u>CPN (%)</u>	<u>MATURITY</u> <u>DATE</u>	<u>b/</u> <u>TRANS</u> <u>YIELD (%)</u>	<u>d/</u> <u>PAR (\$)</u> <u>(000)</u>	<u>DAYS</u> <u>HELD</u>	<u>AMOUNT</u> <u>EARNED (\$)</u>	<u>EFFECTIVE</u> <u>YIELD (%)</u>
10/03/24	REDEMPTIONS								
	TR	BILL		10/03/24	5.115	50,000	352	2,500,666.67	5.474
	TR	BILL		10/03/24	5.115	50,000	352	2,500,666.67	5.474
	TR	BILL		10/03/24	5.115	50,000	352	2,500,666.67	5.474
	TR	BILL		10/03/24	5.115	50,000	352	2,500,666.67	5.474
	TR	BILL		10/03/24	5.115	50,000	352	2,500,666.67	5.474
	TR	BILL		10/03/24	5.115	50,000	352	2,500,666.67	5.474
	TR	BILL		10/03/24	5.115	50,000	352	2,500,666.67	5.474
	TR	BILL		10/03/24	5.117	50,000	352	2,501,644.44	5.476
	TR	BILL		10/03/24	5.117	50,000	352	2,501,644.44	5.476
	TR	BILL		10/03/24	5.117	50,000	352	2,501,644.44	5.476
	TR	BILL		10/03/24	5.117	50,000	352	2,501,644.44	5.476
	TR	BILL		10/03/24	5.210	50,000	364	2,633,944.44	5.591
	TR	BILL		10/03/24	5.210	50,000	364	2,633,944.44	5.591
	TR	BILL		10/03/24	5.210	50,000	364	2,633,944.44	5.591
10/03/24	PURCHASES								
	CB	DEERE CAP	4.150	09/15/27	3.778	25,000			
	CP	CR AG NY		11/25/24	4.730	50,000			
	CP	CR AG NY		11/25/24	4.730	50,000			
	CP	MUFG BK		01/29/25	4.540	50,000			
	CP	MUFG BK		01/29/25	4.540	50,000			
	CP	NATIXIS NY		04/04/25	4.370	50,000			
	CP	NATIXIS NY		04/04/25	4.370	50,000			
	CP	BOFA		04/04/25	4.370	50,000			
	CP	BOFA		04/04/25	4.370	50,000			
	DN	FHLB		04/28/25	4.090	50,000			
	DN	FHLB		04/28/25	4.090	50,000			
	TR	NOTE	1.125	01/15/25	4.516	50,000			
	TR	NOTE	1.125	01/15/25	4.516	50,000			
	TR	NOTE	1.125	01/15/25	4.516	50,000			
	TR	NOTE	3.375	09/15/27	3.593	50,000			
	TR	NOTE	3.375	09/15/27	3.593	50,000			
	YCD	DNB	4.800	11/01/24	4.800	50,000			
	YCD	DNB	4.800	11/01/24	4.800	50,000			
10/04/24	REDEMPTIONS								
	CP	MUFG BK		10/04/24	5.150	50,000	28	200,277.78	5.243
	CP	MUFG BK		10/04/24	5.150	50,000	28	200,277.78	5.243
	DN	IBRD		10/04/24	5.230	50,000	91	661,013.89	5.374
	DN	IBRD		10/04/24	5.230	50,000	91	661,013.89	5.374
	YCD	DNB	5.220	10/04/24	5.220	50,000	42	304,500.00	5.293
	YCD	DNB	5.220	10/04/24	5.220	50,000	42	304,500.00	5.293

INVESTMENT TRANSACTIONS

<u>DATE</u>	<u>TYPE</u>	<u>a/</u> <u>DESCRIPTION</u>	<u>CPN (%)</u>	<u>MATURITY</u> <u>DATE</u>	<u>b/</u> <u>TRANS</u> <u>YIELD (%)</u>	<u>d/</u> <u>PAR (\$)</u> <u>(000)</u>	<u>DAYS</u> <u>HELD</u>	<u>AMOUNT</u> <u>EARNED (\$)</u>	<u>EFFECTIVE</u> <u>YIELD (%)</u>
10/04/24	PURCHASES								
	CP	BNP NY		10/15/24	4.800	50,000			
	CP	BNP NY		10/15/24	4.800	50,000			
	DN	FHLMC		01/15/25	4.490	50,000			
	DN	FHLMC		01/15/25	4.490	50,000			
	TR	BILL		03/13/25	4.320	50,000			
	TR	BILL		03/13/25	4.320	50,000			
	YCD	CIBC	4.840	10/21/24	4.840	50,000			
	YCD	CIBC	4.840	10/21/24	4.840	50,000			
	YCD	SOC GEN	4.520	04/04/25	4.520	50,000			
	YCD	SOC GEN	4.520	04/04/25	4.520	50,000			
10/07/24	REDEMPTIONS								
	CP	PEPSICO		10/07/24	5.270	50,000	123	900,291.67	5.441
	CP	COCA COLA		10/07/24	5.240	50,000	179	1,302,722.22	5.455
	DN	FHLB		10/07/24	5.180	50,000	102	733,833.33	5.330
	DN	FHLB		10/07/24	5.180	50,000	102	733,833.33	5.330
	DN	IFC		10/07/24	5.180	50,000	112	805,777.78	5.338
	DN	FHLB		10/07/24	5.160	50,000	160	1,146,666.67	5.354
	DN	FHLB		10/07/24	5.160	50,000	160	1,146,666.67	5.354
	YCD	KBC	5.220	10/07/24	5.220	50,000	59	427,750.00	5.293
	YCD	KBC	5.220	10/07/24	5.220	50,000	59	427,750.00	5.293
	YCD	SUMI TRUST	5.420	10/07/24	5.420	50,000	115	865,694.44	5.495
	YCD	SUMI TRUST	5.420	10/07/24	5.420	50,000	115	865,694.44	5.495
10/07/24	PURCHASE								
	CP	PEPSICO		02/21/25	4.390	50,000			
10/08/24	NO REDEMPTIONS								
10/08/24	PURCHASES								
	CP	RABO NY		10/21/24	4.820	50,000			
	CP	RABO NY		10/21/24	4.820	50,000			
	CP	CR AG NY		10/21/24	4.820	50,000			
	CP	CR AG NY		10/21/24	4.820	50,000			
	CP	OLD LINE		01/15/25	4.580	50,000			
	CP	OLD LINE		01/15/25	4.580	50,000			
	CP	TOYOTA		04/04/25	4.580	50,000			
	CP	TOYOTA		04/04/25	4.580	50,000			
	DN	FHLB		04/04/25	4.270	50,000			
	DN	FHLB		04/04/25	4.270	50,000			
	DN	FHLB		04/28/25	4.230	50,000			
	DN	FHLB		04/28/25	4.230	50,000			

INVESTMENT TRANSACTIONS

<u>DATE</u>	<u>TYPE</u>	<u>a/</u> <u>DESCRIPTION</u>	<u>CPN (%)</u>	<u>MATURITY</u> <u>DATE</u>	<u>b/</u> <u>TRANS</u> <u>YIELD (%)</u>	<u>d/</u> <u>PAR (\$)</u> <u>(000)</u>	<u>DAYS</u> <u>HELD</u>	<u>AMOUNT</u> <u>EARNED (\$)</u>	<u>EFFECTIVE</u> <u>YIELD (%)</u>
10/08/24	PURCHASES (Continued)								
	TR	BILL		03/13/25	4.340	50,000			
	TR	BILL		03/13/25	4.340	50,000			
	TR	BILL		03/13/25	4.340	50,000			
	TR	BILL		03/13/25	4.343	50,000			
	TR	BILL		03/13/25	4.343	50,000			
	TR	BILL		03/13/25	4.343	50,000			
	TR	NOTE	3.750	08/15/27	3.915	50,000			
	TR	NOTE	3.750	08/15/27	3.915	50,000			
	TR	NOTE	3.750	08/15/27	3.915	50,000			
	TR	NOTE	3.750	08/15/27	3.915	50,000			
	TR	NOTE	3.625	08/31/29	3.764	50,000			
	TR	NOTE	3.625	08/31/29	3.764	50,000			
	TR	NOTE	3.625	08/31/29	3.764	50,000			
	TR	NOTE	3.625	08/31/29	3.765	50,000			
	TR	NOTE	3.625	08/31/29	3.765	50,000			
	TR	NOTE	3.625	08/31/29	3.765	50,000			
	YCD	MONTREAL	4.450	04/11/25	4.450	50,000			
	YCD	MONTREAL	4.450	04/11/25	4.450	50,000			
10/09/24	NO REDEMPTIONS								
10/09/24	PURCHASES								
	CP	BNP NY		10/11/24	4.800	50,000			
	CP	BNP NY		10/11/24	4.800	50,000			
	CP	BNP NY		10/11/24	4.800	50,000			
	CP	RABO NY		10/11/24	4.820	50,000			
	CP	RABO NY		10/11/24	4.820	50,000			
	CP	RABO NY		10/11/24	4.820	50,000			
	CP	CR AG NY		11/01/24	4.820	50,000			
	CP	CR AG NY		11/01/24	4.820	50,000			
	CP	CR AG NY		11/01/24	4.820	50,000			
	TR	BILL		02/04/25	4.443	50,000			
	TR	BILL		02/04/25	4.443	50,000			
	TR	BILL		02/04/25	4.443	50,000			
10/10/24	REDEMPTIONS								
	DN	FHLB		10/10/24	4.850	50,000	22	148,194.44	4.932
	DN	FHLB		10/10/24	4.850	50,000	22	148,194.44	4.932
	TR	BILL		10/10/24	5.195	50,000	87	627,729.17	5.334
	TR	BILL		10/10/24	5.195	50,000	87	627,729.17	5.334
	TR	BILL		10/10/24	5.195	50,000	87	627,729.17	5.334
	TR	BILL		10/10/24	5.150	50,000	177	1,266,041.67	5.357
	TR	BILL		10/10/24	5.150	50,000	177	1,266,041.67	5.357
	TR	BILL		10/10/24	5.150	50,000	177	1,266,041.67	5.357

INVESTMENT TRANSACTIONS

<u>DATE</u>	<u>TYPE</u>	<u>a/</u> <u>DESCRIPTION</u>	<u>CPN (%)</u>	<u>MATURITY</u> <u>DATE</u>	<u>b/</u> <u>TRANS</u> <u>YIELD (%)</u>	<u>d/</u> <u>PAR (\$)</u> <u>(000)</u>	<u>DAYS</u> <u>HELD</u>	<u>AMOUNT</u> <u>EARNED (\$)</u>	<u>EFFECTIVE</u> <u>YIELD (%)</u>
10/10/24	REDEMPTIONS (Continued)								
	TR	BILL		10/10/24	5.150	50,000	177	1,266,041.67	5.357
	TR	BILL		10/10/24	5.150	50,000	177	1,266,041.67	5.357
	TR	BILL		10/10/24	5.150	50,000	177	1,266,041.67	5.357
	TR	BILL		10/10/24	5.150	50,000	181	1,294,652.78	5.360
	TR	BILL		10/10/24	5.150	50,000	181	1,294,652.78	5.360
	TR	BILL		10/10/24	5.150	50,000	181	1,294,652.78	5.360
	TR	BILL		10/10/24	5.150	50,000	181	1,294,652.78	5.360
	TR	BILL		10/10/24	5.150	50,000	181	1,294,652.78	5.360
	TR	BILL		10/10/24	5.100	50,000	182	1,289,166.67	5.308
	TR	BILL		10/10/24	5.100	50,000	182	1,289,166.67	5.308
	TR	BILL		10/10/24	5.100	50,000	182	1,289,166.67	5.308
	TR	BILL		10/10/24	5.101	50,000	182	1,289,419.44	5.309
	TR	BILL		10/10/24	5.101	50,000	182	1,289,419.44	5.309
	TR	BILL		10/10/24	5.101	50,000	182	1,289,419.44	5.309
10/10/24	PURCHASES								
	DN	FHLB		10/29/24	4.690	50,000			
	DN	FHLB		10/29/24	4.690	50,000			
	DN	IFC		01/15/25	4.450	50,000			
	DN	IFC		01/15/25	4.450	50,000			
	DN	FHLMC		01/15/25	4.520	50,000			
	DN	FHLMC		01/15/25	4.520	50,000			
	DN	FHLMC		01/15/25	4.520	50,000			
	DN	IFC		02/14/25	4.380	50,000			
	DN	IFC		02/14/25	4.380	50,000			
	DN	FFCB		04/04/25	4.300	50,000			
	DN	FFCB		04/04/25	4.300	50,000			
	DN	FFCB		04/11/25	4.280	50,000			
	DN	FFCB		04/11/25	4.280	50,000			
	TR	NOTE	1.125	01/15/25	4.577	50,000			
	TR	NOTE	1.125	01/15/25	4.577	50,000			
	TR	NOTE	1.125	01/15/25	4.577	50,000			
	TR	NOTE	1.125	01/15/25	4.577	50,000			
	TR	NOTE	1.125	01/15/25	4.577	50,000			
	TR	NOTE	1.125	01/15/25	4.577	50,000			
	YCD	DNB	4.800	10/21/24	4.800	50,000			
	YCD	DNB	4.800	10/21/24	4.800	50,000			
	YCD	KBC	4.690	01/15/25	4.690	50,000			
	YCD	KBC	4.690	01/15/25	4.690	50,000			
	YCD	NORINCHUK	4.760	01/15/25	4.760	50,000			
	YCD	NORINCHUK	4.760	01/15/25	4.760	50,000			
	YCD	SWEDBANK	4.700	02/14/25	4.700	50,000			
	YCD	SWEDBANK	4.700	02/14/25	4.700	50,000			
	YCD	SUMITOMO	4.500	04/11/25	4.500	50,000			
	YCD	SUMITOMO	4.500	04/11/25	4.500	50,000			

INVESTMENT TRANSACTIONS

<u>DATE</u>	<u>TYPE</u>	<u>a/</u> <u>DESCRIPTION</u>	<u>CPN (%)</u>	<u>MATURITY</u> <u>DATE</u>	<u>b/</u> <u>TRANS</u> <u>YIELD (%)</u>	<u>d/</u> <u>PAR (\$)</u> <u>(000)</u>	<u>DAYS</u> <u>HELD</u>	<u>AMOUNT</u> <u>EARNED (\$)</u>	<u>EFFECTIVE</u> <u>YIELD (%)</u>
10/10/24	PURCHASES (Continued)								
	YCD	RB CANADA	4.420	10/01/25	4.420	50,000			
	YCD	RB CANADA	4.420	10/01/25	4.420	50,000			
10/11/24	REDEMPTIONS								
	CP	BNP NY		10/11/24	4.800	50,000	2	13,333.33	4.868
	CP	BNP NY		10/11/24	4.800	50,000	2	13,333.33	4.868
	CP	BNP NY		10/11/24	4.800	50,000	2	13,333.33	4.868
	CP	RABO NY		10/11/24	4.820	50,000	2	13,388.89	4.888
	CP	RABO NY		10/11/24	4.820	50,000	2	13,388.89	4.888
	CP	RABO NY		10/11/24	4.820	50,000	2	13,388.89	4.888
	YCD	DNB	4.800	10/11/24	4.800	50,000	11	73,333.33	4.867
	YCD	DNB	4.800	10/11/24	4.800	50,000	11	73,333.33	4.867
	YCD	CIBC	5.170	10/11/24	5.170	50,000	30	215,416.67	5.242
	YCD	CIBC	5.170	10/11/24	5.170	50,000	30	215,416.67	5.242
	YCD	NORINCHUK	5.200	10/11/24	5.200	50,000	35	252,777.78	5.272
	YCD	NORINCHUK	5.200	10/11/24	5.200	50,000	35	252,777.78	5.272
10/11/24	PURCHASES								
	CP	MUFG BK		11/15/24	4.740	50,000			
	CP	MUFG BK		11/15/24	4.740	50,000			
	CP	MUFG BK		11/15/24	4.740	50,000			
	DEB	FHLB	4.000	10/09/26	4.011	50,000			
	DN	FFCB		04/25/25	4.260	50,000			
	DN	FFCB		04/25/25	4.260	50,000			
	TR	BILL		03/13/25	4.315	50,000			
	TR	BILL		03/13/25	4.315	50,000			
	YCD	RABOBANK	4.595	04/21/25	4.595	50,000			
10/14/24	NO REDEMPTIONS								
10/14/24	NO PURCHASES								
10/15/24	REDEMPTIONS								
	CP	BNP NY		10/15/24	4.800	50,000	11	73,333.33	4.874
	CP	BNP NY		10/15/24	4.800	50,000	11	73,333.33	4.874
	CP	MUFG BK		10/15/24	5.080	50,000	32	225,777.78	5.174
	CP	MUFG BK		10/15/24	5.080	50,000	32	225,777.78	5.174
	CP	MUFG BK		10/15/24	5.080	50,000	32	225,777.78	5.174
	CP	APPLE		10/15/24	5.200	50,000	55	397,222.22	5.314
	CP	APPLE		10/15/24	5.200	50,000	55	397,222.22	5.314
	CP	DISNEY		10/15/24	5.450	50,000	180	1,362,500.00	5.680
	DN	FNMA		10/15/24	4.940	50,000	32	219,555.56	5.031
	DN	FNMA		10/15/24	4.940	50,000	32	219,555.56	5.031

INVESTMENT TRANSACTIONS

<u>DATE</u>	<u>TYPE</u>	<u>a/</u> <u>DESCRIPTION</u>	<u>CPN (%)</u>	<u>MATURITY</u> <u>DATE</u>	<u>b/</u> <u>TRANS</u> <u>YIELD (%)</u>	<u>d/</u> <u>PAR (\$)</u> <u>(000)</u>	<u>DAYS</u> <u>HELD</u>	<u>AMOUNT</u> <u>EARNED (\$)</u>	<u>EFFECTIVE</u> <u>YIELD (%)</u>
10/15/24	REDEMPTIONS (Continued)								
	DN	FNMA		10/15/24	4.940	50,000	32	219,555.56	5.031
	DN	FNMA		10/15/24	4.940	50,000	32	219,555.56	5.031
	DN	FHLMC		10/15/24	4.995	50,000	33	228,937.50	5.088
	DN	FHLMC		10/15/24	4.995	50,000	33	228,937.50	5.088
	DN	IBRD		10/15/24	5.220	50,000	117	848,250.00	5.384
	DN	IBRD		10/15/24	5.220	50,000	117	848,250.00	5.384
	DN	IBRD		10/15/24	5.200	50,000	132	953,333.33	5.375
	DN	IBRD		10/15/24	5.200	50,000	132	953,333.33	5.375
	DN	FFCB		10/15/24	5.040	50,000	183	1,281,000.00	5.244
	DN	FFCB		10/15/24	5.040	50,000	183	1,281,000.00	5.244
	TR	BILL		10/15/24	4.835	50,000	28	188,027.78	4.921
	TR	BILL		10/15/24	4.835	50,000	28	188,027.78	4.921
	TR	BILL		10/15/24	4.835	50,000	28	188,027.78	4.921
	TR	BILL		10/15/24	4.840	50,000	28	188,222.22	4.926
	TR	BILL		10/15/24	4.840	50,000	28	188,222.22	4.926
	TR	BILL		10/15/24	4.840	50,000	28	188,222.22	4.926
	TR	BILL		10/15/24	5.208	50,000	111	802,822.92	5.366
	TR	BILL		10/15/24	5.208	50,000	111	802,822.92	5.366
	TR	BILL		10/15/24	5.208	50,000	111	802,822.92	5.366
	TR	BILL		10/15/24	5.208	50,000	111	802,900.00	5.367
	TR	BILL		10/15/24	5.208	50,000	111	802,900.00	5.367
	TR	BILL		10/15/24	5.208	50,000	111	802,900.00	5.367
	TR	BILL		10/15/24	5.205	50,000	113	816,895.83	5.365
	TR	BILL		10/15/24	5.205	50,000	113	816,895.83	5.365
	TR	BILL		10/15/24	5.205	50,000	113	816,895.83	5.365
	TR	BILL		10/15/24	5.206	50,000	113	817,052.78	5.366
	TR	BILL		10/15/24	5.206	50,000	113	817,052.78	5.366
	TR	BILL		10/15/24	5.206	50,000	113	817,052.78	5.366
	TR	BILL		10/15/24	5.203	50,000	116	838,180.56	5.365
	TR	BILL		10/15/24	5.203	50,000	116	838,180.56	5.365
	TR	BILL		10/15/24	5.203	50,000	116	838,180.56	5.365
	TR	BILL		10/15/24	5.205	50,000	116	838,583.33	5.367
	TR	BILL		10/15/24	5.205	50,000	116	838,583.33	5.367
	TR	BILL		10/15/24	5.205	50,000	116	838,583.33	5.367
	TR	BILL		10/15/24	5.208	50,000	116	838,986.11	5.370
	TR	BILL		10/15/24	5.208	50,000	116	838,986.11	5.370
	TR	BILL		10/15/24	5.208	50,000	116	838,986.11	5.370
	TR	BILL		10/15/24	5.210	50,000	117	846,625.00	5.373
	TR	BILL		10/15/24	5.210	50,000	117	846,625.00	5.373
	TR	BILL		10/15/24	5.210	50,000	117	846,625.00	5.373
	TR	BILL		10/15/24	5.220	50,000	119	862,750.00	5.385
	TR	BILL		10/15/24	5.220	50,000	119	862,750.00	5.385
	TR	BILL		10/15/24	5.220	50,000	119	862,750.00	5.385
	TR	BILL		10/15/24	5.220	50,000	119	862,750.00	5.385
	TR	BILL		10/15/24	5.220	50,000	119	862,750.00	5.385
	TR	BILL		10/15/24	5.220	50,000	119	862,750.00	5.385

INVESTMENT TRANSACTIONS

<u>DATE</u>	<u>TYPE</u>	<u>a/</u> <u>DESCRIPTION</u>	<u>CPN (%)</u>	<u>MATURITY</u> <u>DATE</u>	<u>b/</u> <u>TRANS</u> <u>YIELD (%)</u>	<u>d/</u> <u>PAR (\$)</u> <u>(000)</u>	<u>DAYS</u> <u>HELD</u>	<u>AMOUNT</u> <u>EARNED (\$)</u>	<u>EFFECTIVE</u> <u>YIELD (%)</u>
10/15/24	REDEMPTIONS (Continued)								
	TR	BILL		10/15/24	5.220	50,000	119	862,750.00	5.385
	TR	BILL		10/15/24	5.220	50,000	119	862,750.00	5.385
	TR	BILL		10/15/24	5.223	50,000	119	863,163.19	5.388
	TR	BILL		10/15/24	5.223	50,000	119	863,163.19	5.388
	TR	BILL		10/15/24	5.223	50,000	119	863,163.19	5.388
	TR	BILL		10/15/24	5.223	50,000	119	863,163.19	5.388
	TR	BILL		10/15/24	5.223	50,000	119	863,163.19	5.388
	TR	BILL		10/15/24	5.223	50,000	119	863,163.19	5.388
	TR	BILL		10/15/24	5.225	50,000	119	863,576.39	5.391
	TR	BILL		10/15/24	5.225	50,000	119	863,576.39	5.391
	TR	BILL		10/15/24	5.225	50,000	119	863,576.39	5.391
	TR	NOTE	0.625	10/15/24	5.252	50,000	182	1,276,489.92	5.237
	TR	NOTE	0.625	10/15/24	5.252	50,000	182	1,276,489.92	5.237
	TR	NOTE	0.625	10/15/24	5.252	50,000	182	1,276,489.92	5.237
	TR	NOTE	0.625	10/15/24	5.252	50,000	182	1,276,489.92	5.237
	TR	NOTE	0.625	10/15/24	5.252	50,000	182	1,276,489.92	5.237
	TR	NOTE	0.625	10/15/24	5.252	50,000	182	1,276,489.92	5.237
	TR	NOTE	0.625	10/15/24	5.252	50,000	182	1,276,489.92	5.237
	TR	NOTE	0.625	10/15/24	5.252	50,000	182	1,276,489.92	5.237
	TR	NOTE	0.625	10/15/24	5.252	50,000	182	1,276,489.92	5.237
	TR	NOTE	0.625	10/15/24	5.251	50,000	183	1,283,203.12	5.237
	TR	NOTE	0.625	10/15/24	5.251	50,000	183	1,283,203.12	5.237
	TR	NOTE	0.625	10/15/24	5.251	50,000	183	1,283,203.12	5.237
	TR	NOTE	0.625	10/15/24	5.259	50,000	183	1,285,156.25	5.245
	TR	NOTE	0.625	10/15/24	5.259	50,000	183	1,285,156.25	5.245
	TR	NOTE	0.625	10/15/24	5.259	50,000	183	1,285,156.25	5.245
	TR	NOTE	0.625	10/15/24	5.276	50,000	183	1,289,062.50	5.261
	TR	NOTE	0.625	10/15/24	5.276	50,000	183	1,289,062.50	5.261
	TR	NOTE	0.625	10/15/24	5.276	50,000	183	1,289,062.50	5.261
	TR	NOTE	0.625	10/15/24	5.288	50,000	187	1,319,821.55	5.275
	TR	NOTE	0.625	10/15/24	5.288	50,000	187	1,319,821.55	5.275
	TR	NOTE	0.625	10/15/24	5.288	50,000	187	1,319,821.55	5.275
	TR	NOTE	0.625	10/15/24	5.312	50,000	187	1,325,680.92	5.299
	TR	NOTE	0.625	10/15/24	5.312	50,000	187	1,325,680.92	5.299
	TR	NOTE	0.625	10/15/24	5.312	50,000	187	1,325,680.92	5.299
	TR	NOTE	0.625	10/15/24	0.796	50,000	1,082	1,175,480.77	0.799
	TR	NOTE	0.625	10/15/24	0.796	50,000	1,082	1,175,480.77	0.799
	TR	NOTE	0.625	10/15/24	0.796	50,000	1,082	1,175,480.77	0.799
	TR	NOTE	0.625	10/15/24	0.702	50,000	1,090	1,045,630.15	0.704
	TR	NOTE	0.625	10/15/24	0.702	50,000	1,090	1,045,630.15	0.704
	TR	NOTE	0.625	10/15/24	0.702	50,000	1,090	1,045,630.15	0.704
	TR	NOTE	0.625	10/15/24	0.702	50,000	1,090	1,045,630.15	0.704
	TR	NOTE	0.625	10/15/24	0.702	50,000	1,090	1,045,630.15	0.704
	TR	NOTE	0.625	10/15/24	0.702	50,000	1,090	1,045,630.15	0.704
	TR	NOTE	0.625	10/15/24	0.702	50,000	1,090	1,045,630.15	0.704
	TR	NOTE	0.625	10/15/24	0.702	50,000	1,090	1,045,630.15	0.704
	TR	NOTE	0.625	10/15/24	0.702	50,000	1,090	1,045,630.15	0.704
	TR	NOTE	0.625	10/15/24	0.702	50,000	1,090	1,045,630.15	0.704

INVESTMENT TRANSACTIONS

<u>DATE</u>	<u>TYPE</u>	<u>a/</u> <u>DESCRIPTION</u>	<u>CPN (%)</u>	<u>MATURITY</u> <u>DATE</u>	<u>b/</u> <u>TRANS</u> <u>YIELD (%)</u>	<u>d/</u> <u>PAR (\$)</u> <u>(000)</u>	<u>DAYS</u> <u>HELD</u>	<u>AMOUNT</u> <u>EARNED (\$)</u>	<u>EFFECTIVE</u> <u>YIELD (%)</u>
10/15/24	REDEMPTIONS (Continued)								
	TR	NOTE	0.625	10/15/24	0.703	50,000	1,090	1,047,583.27	0.705
	TR	NOTE	0.625	10/15/24	0.703	50,000	1,090	1,047,583.27	0.705
	TR	NOTE	0.625	10/15/24	0.703	50,000	1,090	1,047,583.27	0.705
	TR	NOTE	0.625	10/15/24	0.703	50,000	1,090	1,047,583.27	0.705
	TR	NOTE	0.625	10/15/24	0.657	50,000	1,096	984,375.00	0.658
	TR	NOTE	0.625	10/15/24	0.657	50,000	1,096	984,375.00	0.658
	TR	NOTE	0.625	10/15/24	0.657	50,000	1,096	984,375.00	0.658
	TR	NOTE	0.625	10/15/24	0.659	50,000	1,096	988,281.25	0.661
	TR	NOTE	0.625	10/15/24	0.659	50,000	1,096	988,281.25	0.661
	TR	NOTE	0.625	10/15/24	0.659	50,000	1,096	988,281.25	0.661
	YCD	NORINCHUK	5.180	10/15/24	5.180	50,000	34	244,611.11	5.252
	YCD	NORINCHUK	5.180	10/15/24	5.180	50,000	34	244,611.11	5.252
	YCD	DNB	5.070	10/15/24	5.070	50,000	39	274,625.00	5.140
	YCD	DNB	5.070	10/15/24	5.070	50,000	39	274,625.00	5.140
	YCD	MUFG BK	5.440	10/15/24	5.440	50,000	112	846,222.22	5.516
	YCD	MUFG BK	5.440	10/15/24	5.440	50,000	112	846,222.22	5.516
10/15/24	PURCHASES								
	CP	HOME DEPOT		10/21/24	4.800	50,000			
	CP	HOME DEPOT		10/21/24	4.800	50,000			
	CP	PEPSICO		04/25/25	4.300	50,000			
	DN	FNMA		11/15/24	4.660	50,000			
	DN	FNMA		11/15/24	4.660	50,000			
	DN	FHLMC		01/15/25	4.495	50,000			
	DN	FHLMC		01/15/25	4.495	50,000			
	DN	FHLMC		03/24/25	4.280	50,000			
	DN	FHLMC		03/24/25	4.280	50,000			
	TR	BILL		02/11/25	4.436	50,000			
	TR	BILL		02/11/25	4.436	50,000			
	TR	BILL		02/11/25	4.440	50,000			
	TR	BILL		02/11/25	4.440	50,000			
	TR	BILL		02/11/25	4.440	50,000			
10/16/24	NO REDEMPTIONS								
10/16/24	PURCHASES								
	CP	APPLE		11/15/24	4.790	50,000			
	CP	APPLE		11/15/24	4.790	50,000			
	CP	CRC		02/11/25	4.650	50,000			
	CP	PEPSICO		03/24/25	4.310	50,000			
	CP	PEPSICO		03/24/25	4.310	50,000			
	DN	FHLMC		01/15/25	4.495	50,000			
	DN	FHLMC		01/15/25	4.495	50,000			
	DN	FHLB		03/10/25	4.345	50,000			
	DN	FHLB		03/10/25	4.345	50,000			

INVESTMENT TRANSACTIONS

<u>DATE</u>	<u>TYPE</u>	<u>a/</u> <u>DESCRIPTION</u>	<u>CPN (%)</u>	<u>MATURITY</u> <u>DATE</u>	<u>b/</u> <u>TRANS</u> <u>YIELD (%)</u>	<u>d/</u> <u>PAR (\$)</u> <u>(000)</u>	<u>DAYS</u> <u>HELD</u>	<u>AMOUNT</u> <u>EARNED (\$)</u>	<u>EFFECTIVE</u> <u>YIELD (%)</u>
10/16/24	PURCHASES (Continued)								
	DN	IADB		03/24/25	4.300	50,000			
	DN	FFCB		03/24/25	4.330	50,000			
	DN	FFCB		03/24/25	4.330	50,000			
	DN	FHLB		04/25/25	4.250	50,000			
	DN	FHLB		04/25/25	4.250	50,000			
	TR	BILL		02/11/25	4.443	50,000			
	TR	BILL		02/11/25	4.443	50,000			
	TR	BILL		02/11/25	4.443	50,000			
	TR	BILL		02/11/25	4.445	50,000			
	TR	BILL		02/11/25	4.445	50,000			
	TR	BILL		02/11/25	4.445	50,000			
	TR	BILL		02/11/25	4.445	50,000			
	TR	BILL		02/11/25	4.445	50,000			
	TR	BILL		02/11/25	4.445	50,000			
	TR	BILL		02/11/25	4.445	50,000			
	TR	BILL		02/11/25	4.445	50,000			
	TR	BILL		02/11/25	4.445	50,000			
	TR	BILL		02/11/25	4.445	50,000			
	TR	BILL		02/11/25	4.445	50,000			
	TR	BILL		02/11/25	4.445	50,000			
	TR	BILL		02/11/25	4.445	50,000			
	TR	BILL		02/11/25	4.445	50,000			
	TR	BILL		02/11/25	4.445	50,000			
	YCD	DNB	4.730	11/15/24	4.730	50,000			
	YCD	DNB	4.730	11/15/24	4.730	50,000			
	YCD	NORINCHUK	4.800	11/15/24	4.800	50,000			
	YCD	NORINCHUK	4.800	11/15/24	4.800	50,000			
	YCD	MIZUHO	4.700	02/25/25	4.700	50,000			
	YCD	MIZUHO	4.700	02/25/25	4.700	50,000			
	YCD	MIZUHO	4.700	02/25/25	4.700	50,000			
	YCD	MIZUHO	4.700	02/25/25	4.700	50,000			
	YCD	MIZUHO	4.700	02/25/25	4.700	50,000			
	YCD	MIZUHO	4.700	02/25/25	4.700	50,000			
	YCD	MIZUHO	4.700	02/25/25	4.700	50,000			
	YCD	BNP	4.600	04/11/25	4.600	50,000			
	YCD	BNP	4.600	04/11/25	4.600	50,000			
10/17/24	REDEMPTIONS								
	DEB	FFCB	4.375	10/17/24	4.402	25,000	731	2,200,125.00	4.408
	DEB	FFCB	4.375	10/17/24	4.402	50,000	731	4,400,250.00	4.408
10/17/24	PURCHASES								
	CD	US BANK	4.750	11/12/24	4.750	50,000			
	CD	US BANK	4.750	11/12/24	4.750	50,000			
	CP	RABO NY		10/28/24	4.820	50,000			
	CP	RABO NY		10/28/24	4.820	50,000			
	CP	CR AG NY		11/12/24	4.820	50,000			
	CP	CR AG NY		11/12/24	4.820	50,000			
	CP	NYLIFE STF		01/15/25	4.650	50,000			

INVESTMENT TRANSACTIONS

<u>DATE</u>	<u>TYPE</u>	<u>a/</u> <u>DESCRIPTION</u>	<u>CPN (%)</u>	<u>MATURITY</u> <u>DATE</u>	<u>b/</u> <u>TRANS</u> <u>YIELD (%)</u>	<u>d/</u> <u>PAR (\$)</u> <u>(000)</u>	<u>DAYS</u> <u>HELD</u>	<u>AMOUNT</u> <u>EARNED (\$)</u>	<u>EFFECTIVE</u> <u>YIELD (%)</u>
10/17/24	PURCHASES (Continued)								
	CP	ATLANTIC		04/21/25	4.530	50,000			
	CP	ATLANTIC		04/21/25	4.530	50,000			
	DEB	IBRD	2.500	07/29/25	4.349	50,000			
	DN	FHLMC		01/29/25	4.450	50,000			
	DN	FHLMC		01/29/25	4.450	50,000			
	DN	FHLB		04/11/25	4.320	50,000			
	DN	FHLB		04/11/25	4.320	50,000			
	DN	FHLB		05/02/25	4.260	50,000			
	DN	FHLB		05/02/25	4.260	50,000			
	TR	BILL		11/12/24	4.692	50,000			
	TR	BILL		11/12/24	4.692	50,000			
	TR	BILL		11/12/24	4.692	50,000			
	TR	BILL		11/12/24	4.696	50,000			
	TR	BILL		11/12/24	4.696	50,000			
	TR	BILL		11/12/24	4.696	50,000			
	TR	BILL		11/12/24	4.700	50,000			
	TR	BILL		11/12/24	4.700	50,000			
	TR	BILL		11/12/24	4.700	50,000			
	TR	BILL		03/27/25	4.310	50,000			
	TR	BILL		03/27/25	4.310	50,000			
	TR	BILL		03/27/25	4.310	50,000			
	TR	BILL		03/27/25	4.310	50,000			
	TR	BILL		03/27/25	4.310	50,000			
	TR	BILL		03/27/25	4.310	50,000			
	TR	NOTE	3.875	10/15/27	3.839	50,000			
	TR	NOTE	3.875	10/15/27	3.839	50,000			
	TR	NOTE	3.875	10/15/27	3.839	50,000			
	TR	NOTE	3.875	10/15/27	3.839	50,000			
	YCD	SUMI TRUST	4.700	01/31/25	4.700	50,000			
	YCD	SUMI TRUST	4.700	01/31/25	4.700	50,000			
10/18/24	NO REDEMPTIONS								
10/18/24	PURCHASES								
	CP	DEERE CAP		01/13/25	4.600	50,000			
	CP	THUNDER		02/21/25	4.610	50,000			
	DN	IBRD		11/15/24	4.600	50,000			
	DN	IBRD		11/15/24	4.600	50,000			
	DN	FHLB		03/13/25	4.360	50,000			
	DN	FHLB		03/13/25	4.360	50,000			
	DN	FHLB		03/13/25	4.360	50,000			
	DN	FHLB		03/21/25	4.355	50,000			
	DN	FHLB		03/21/25	4.355	50,000			
	TR	BILL		03/27/25	4.320	50,000			
	TR	BILL		03/27/25	4.320	50,000			
	TR	BILL		03/27/25	4.320	50,000			

INVESTMENT TRANSACTIONS

<u>DATE</u>	<u>TYPE</u>	<u>a/</u> <u>DESCRIPTION</u>	<u>CPN (%)</u>	<u>MATURITY</u> <u>DATE</u>	<u>b/</u> <u>TRANS</u> <u>YIELD (%)</u>	<u>d/</u> <u>PAR (\$)</u> <u>(000)</u>	<u>DAYS</u> <u>HELD</u>	<u>AMOUNT</u> <u>EARNED (\$)</u>	<u>EFFECTIVE</u> <u>YIELD (%)</u>
10/18/24	PURCHASES (Continued)								
	TR	BILL		03/27/25	4.323	50,000			
	TR	BILL		03/27/25	4.323	50,000			
	TR	BILL		03/27/25	4.323	50,000			
	YCD	CIBC	4.830	10/28/24	4.830	50,000			
	YCD	CIBC	4.830	10/28/24	4.830	50,000			
	YCD	SVENSKA	4.640	01/15/25	4.640	50,000			
	YCD	SVENSKA	4.640	01/15/25	4.640	50,000			
	YCD	NB CANADA	4.500	04/04/25	4.500	50,000			
	YCD	NB CANADA	4.500	04/04/25	4.500	50,000			
	YCD	NATIXIS	4.630	04/21/25	4.630	50,000			
	YCD	NATIXIS	4.630	04/21/25	4.630	50,000			
10/21/24	REDEMPTIONS								
	CP	HOME DEPOT		10/21/24	4.800	50,000	6	40,000.00	4.871
	CP	HOME DEPOT		10/21/24	4.800	50,000	6	40,000.00	4.871
	CP	RABO NY		10/21/24	4.820	50,000	13	87,027.78	4.895
	CP	RABO NY		10/21/24	4.820	50,000	13	87,027.78	4.895
	CP	CR AG NY		10/21/24	4.820	50,000	13	87,027.78	4.895
	CP	CR AG NY		10/21/24	4.820	50,000	13	87,027.78	4.895
	CP	CHARIOT		10/21/24	4.850	50,000	32	215,555.56	4.939
	CP	JUPITER		10/21/24	5.240	50,000	70	509,444.44	5.367
	CP	JOHNSON		10/21/24	5.160	50,000	187	1,340,166.67	5.376
	CP	SOC GEN NY		10/21/24	5.200	50,000	195	1,408,333.33	5.425
	CP	SOC GEN NY		10/21/24	5.200	50,000	195	1,408,333.33	5.425
	DN	IADB		10/21/24	5.150	50,000	91	650,902.78	5.290
	DN	IADB		10/21/24	5.150	50,000	91	650,902.78	5.290
	DN	IBRD		10/21/24	5.200	50,000	110	794,444.44	5.357
	DN	IBRD		10/21/24	5.200	50,000	110	794,444.44	5.357
	DN	FHLB		10/21/24	5.120	50,000	171	1,216,000.00	5.321
	DN	FHLB		10/21/24	5.120	50,000	171	1,216,000.00	5.321
	DN	FHLB		10/21/24	5.120	50,000	171	1,216,000.00	5.321
	DN	FHLB		10/21/24	5.100	50,000	178	1,260,833.33	5.305
	DN	FHLB		10/21/24	5.100	50,000	178	1,260,833.33	5.305
	DN	FHLB		10/21/24	5.105	50,000	180	1,276,250.00	5.311
	DN	IBRD		10/21/24	5.050	50,000	186	1,304,583.33	5.257
	DN	IBRD		10/21/24	5.050	50,000	186	1,304,583.33	5.257
	DN	IFC		10/21/24	5.050	50,000	186	1,304,583.33	5.257
	DN	FHLB		10/21/24	5.105	50,000	186	1,318,791.67	5.316
	DN	FHLB		10/21/24	5.105	50,000	186	1,318,791.67	5.316
	DN	FFCB		10/21/24	5.050	50,000	187	1,311,597.22	5.258
	DN	FFCB		10/21/24	5.050	50,000	187	1,311,597.22	5.258
	DN	FHLB		10/21/24	5.055	50,000	187	1,312,895.83	5.263
	DN	FHLB		10/21/24	5.055	50,000	187	1,312,895.83	5.263
	DN	IBRD		10/21/24	5.050	50,000	188	1,318,611.11	5.259
	DN	IBRD		10/21/24	5.050	50,000	188	1,318,611.11	5.259

INVESTMENT TRANSACTIONS

<u>DATE</u>	<u>TYPE</u>	<u>a/</u> <u>DESCRIPTION</u>	<u>CPN (%)</u>	<u>MATURITY</u> <u>DATE</u>	<u>b/</u> <u>TRANS</u> <u>YIELD (%)</u>	<u>d/</u> <u>PAR (\$)</u> <u>(000)</u>	<u>DAYS</u> <u>HELD</u>	<u>AMOUNT</u> <u>EARNED (\$)</u>	<u>EFFECTIVE</u> <u>YIELD (%)</u>
10/21/24	REDEMPTIONS (Continued)								
	DN	FHLB		10/21/24	5.065	50,000	189	1,329,562.50	5.276
	DN	FHLB		10/21/24	5.065	50,000	189	1,329,562.50	5.276
	DN	FNMA		10/21/24	5.055	50,000	192	1,348,000.00	5.267
	DN	FNMA		10/21/24	5.055	50,000	192	1,348,000.00	5.267
	YCD	DNB	4.800	10/21/24	4.800	50,000	11	73,333.33	4.867
	YCD	DNB	4.800	10/21/24	4.800	50,000	11	73,333.33	4.867
	YCD	CIBC	4.840	10/21/24	4.840	50,000	17	11,427.78	4.907
	YCD	CIBC	4.840	10/21/24	4.840	50,000	17	11,427.78	4.907
	YCD	MIZUHO	5.430	10/21/24	5.430	50,000	123	927,625.00	5.505
	YCD	MIZUHO	5.430	10/21/24	5.430	50,000	123	927,625.00	5.505
	YCD	SWEDBANK	5.400	10/21/24	5.400	50,000	126	945,000.00	5.475
	YCD	SWEDBANK	5.400	10/21/24	5.400	50,000	126	945,000.00	5.475
10/21/24	PURCHASES								
	CP	BNP NY		10/28/24	4.810	50,000			
	CP	BNP NY		10/28/24	4.810	50,000			
	CP	CHARIOT		11/01/24	4.820	50,000			
	CP	CHARIOT		11/01/24	4.820	50,000			
	DN	FHLB		03/26/25	4.335	50,000			
	DN	FHLB		03/26/25	4.335	50,000			
	DN	FHLB		04/21/25	4.280	50,000			
	TR	NOTE	3.875	10/15/27	3.925	50,000			
	TR	NOTE	3.875	10/15/27	3.925	50,000			
	TR	NOTE	3.875	10/15/27	3.925	50,000			
	TR	NOTE	3.875	10/15/27	3.927	50,000			
	TR	NOTE	3.875	10/15/27	3.927	50,000			
	TR	NOTE	3.875	10/15/27	3.927	50,000			
	TR	NOTE	4.000	07/31/29	3.954	50,000			
	TR	NOTE	4.000	07/31/29	3.954	50,000			
	TR	NOTE	4.000	07/31/29	3.954	50,000			
	TR	NOTE	4.000	07/31/29	3.956	50,000			
	TR	NOTE	4.000	07/31/29	3.956	50,000			
	TR	NOTE	4.000	07/31/29	3.956	50,000			
	YCD	DNB	4.800	10/29/24	4.800	50,000			
	YCD	DNB	4.800	10/29/24	4.800	50,000			
	YCD	MUFG BK	4.690	11/25/24	4.690	50,000			
	YCD	MUFG BK	4.690	11/25/24	4.690	50,000			
	YCD	ANZ	4.450	04/25/25	4.450	50,000			
	YCD	ANZ	4.450	04/25/25	4.450	50,000			
	YCD	RB CANADA	4.560	05/02/25	4.560	50,000			
	YCD	RB CANADA	4.560	05/02/25	4.560	50,000			

INVESTMENT TRANSACTIONS

<u>DATE</u>	<u>TYPE</u>	<u>a/</u> <u>DESCRIPTION</u>	<u>CPN (%)</u>	<u>MATURITY</u> <u>DATE</u>	<u>b/</u> <u>TRANS</u> <u>YIELD (%)</u>	<u>d/</u> <u>PAR (\$)</u> <u>(000)</u>	<u>DAYS</u> <u>HELD</u>	<u>AMOUNT</u> <u>EARNED (\$)</u>	<u>EFFECTIVE</u> <u>YIELD (%)</u>
10/22/24	REDEMPTIONS								
	TR	BILL		10/22/24	5.210	50,000	119	861,097.22	5.375
	TR	BILL		10/22/24	5.210	50,000	119	861,097.22	5.375
	TR	BILL		10/22/24	5.210	50,000	119	861,097.22	5.375
10/22/24	PURCHASES								
	CB CL	TOYOTA	4.350	10/22/27	4.326	25,000			
	DEB CL	FNMA	4.250	10/22/29	4.250	50,000			
	DEB CL	FNMA	4.250	10/22/29	4.250	50,000			
	DEB CL	FNMA	4.250	10/22/29	4.250	50,000			
	DN	FFCB		04/04/25	4.320	50,000			
	DN	FFCB		04/04/25	4.320	50,000			
	TR	BILL		04/10/25	4.328	50,000			
	TR	BILL		04/10/25	4.328	50,000			
	TR	BILL		04/10/25	4.330	50,000			
	TR	BILL		04/10/25	4.330	50,000			
	YCD	SCOTIA	4.470	09/02/25	4.470	50,000			
	YCD	SCOTIA	4.470	09/02/25	4.470	50,000			
10/23/24	NO REDEMPTIONS								
10/23/24	PURCHASES								
	CB CL	US BANC	4.600	11/01/28	4.600	25,000			
	CP	RABO NY		10/24/24	4.820	50,000			
	CP	RABO NY		10/24/24	4.820	50,000			
	CP	CR AG NY		10/28/24	4.820	50,000			
	CP	CR AG NY		10/28/24	4.820	50,000			
	CP	APPLE		12/10/24	4.700	50,000			
	CP	APPLE		12/10/24	4.700	50,000			
	DEB	FFCB	3.875	10/23/29	3.924	50,000			
	DEB	FFCB	3.875	10/23/29	3.924	50,000			
	DN	FFCB		01/15/25	4.520	50,000			
	DN	FFCB		01/15/25	4.520	50,000			
	DN	IADB		01/15/25	4.520	50,000			
	DN	FHLB		03/13/25	4.365	50,000			
	DN	FHLB		03/13/25	4.365	50,000			
	TR	NOTE	3.875	10/15/27	4.022	50,000			
	TR	NOTE	3.875	10/15/27	4.022	50,000			
	TR	NOTE	3.875	10/15/27	4.022	50,000			
	TR	NOTE	3.875	10/15/27	4.022	50,000			
	YCD	SUMI TRUST	4.800	11/04/24	4.800	50,000			
	YCD	SUMI TRUST	4.800	11/04/24	4.800	50,000			
	YCD	SWEDBANK	4.660	03/26/25	4.660	50,000			
	YCD	SWEDBANK	4.660	03/26/25	4.660	50,000			
	YCD	SE BANKEN	4.500	04/28/25	4.500	50,000			
	YCD	SE BANKEN	4.500	04/28/25	4.500	50,000			

INVESTMENT TRANSACTIONS

<u>DATE</u>	<u>TYPE</u>	<u>a/</u> <u>DESCRIPTION</u>	<u>CPN (%)</u>	<u>MATURITY</u> <u>DATE</u>	<u>b/</u> <u>TRANS</u> <u>YIELD (%)</u>	<u>d/</u> <u>PAR (\$)</u> <u>(000)</u>	<u>DAYS</u> <u>HELD</u>	<u>AMOUNT</u> <u>EARNED (\$)</u>	<u>EFFECTIVE</u> <u>YIELD (%)</u>
10/24/24	REDEMPTIONS								
	CP	RABO NY		10/24/24	4.820	50,000	1	6,694.44	4.888
	CP	RABO NY		10/24/24	4.820	50,000	1	6,694.44	4.888
	TR	BILL		10/24/24	5.130	50,000	84	598,500.00	5.264
	TR	BILL		10/24/24	5.130	50,000	84	598,500.00	5.264
	TR	BILL		10/24/24	5.130	50,000	84	598,500.00	5.264
	TR	BILL		10/24/24	5.168	50,000	156	1,119,625.00	5.359
	TR	BILL		10/24/24	5.168	50,000	156	1,119,625.00	5.359
	TR	BILL		10/24/24	5.168	50,000	156	1,119,733.33	5.360
	TR	BILL		10/24/24	5.168	50,000	156	1,119,733.33	5.360
	TR	BILL		10/24/24	5.168	50,000	156	1,119,733.33	5.360
	TR	BILL		10/24/24	5.160	50,000	171	1,225,500.00	5.363
	TR	BILL		10/24/24	5.160	50,000	171	1,225,500.00	5.363
	TR	BILL		10/24/24	5.160	50,000	171	1,225,500.00	5.363
	TR	BILL		10/24/24	5.160	50,000	171	1,225,500.00	5.363
	TR	BILL		10/24/24	5.160	50,000	171	1,225,500.00	5.363
	TR	BILL		10/24/24	5.160	50,000	175	1,254,166.67	5.366
	TR	BILL		10/24/24	5.160	50,000	175	1,254,166.67	5.366
	TR	BILL		10/24/24	5.170	50,000	178	1,278,138.89	5.379
	TR	BILL		10/24/24	5.170	50,000	178	1,278,138.89	5.379
	TR	BILL		10/24/24	5.163	50,000	181	1,297,795.14	5.374
	TR	BILL		10/24/24	5.163	50,000	181	1,297,795.14	5.374
	TR	BILL		10/24/24	5.163	50,000	181	1,297,795.14	5.374
	TR	BILL		10/24/24	5.166	50,000	181	1,298,675.00	5.377
	TR	BILL		10/24/24	5.166	50,000	181	1,298,675.00	5.377
	TR	BILL		10/24/24	5.166	50,000	181	1,298,675.00	5.377
	TR	BILL		10/24/24	5.153	50,000	182	1,302,437.50	5.364
	TR	BILL		10/24/24	5.153	50,000	182	1,302,437.50	5.364
	TR	BILL		10/24/24	5.153	50,000	182	1,302,437.50	5.364
	TR	BILL		10/24/24	5.153	50,000	182	1,302,437.50	5.364
	TR	BILL		10/24/24	5.153	50,000	182	1,302,437.50	5.364
	TR	BILL		10/24/24	5.153	50,000	182	1,302,437.50	5.364
	TR	BILL		10/24/24	5.155	50,000	182	1,303,069.44	5.366
	TR	BILL		10/24/24	5.155	50,000	182	1,303,069.44	5.366
	TR	BILL		10/24/24	5.155	50,000	182	1,303,069.44	5.366
	TR	BILL		10/24/24	5.163	50,000	182	1,305,091.67	5.375
	TR	BILL		10/24/24	5.163	50,000	182	1,305,091.67	5.375
	TR	BILL		10/24/24	5.163	50,000	182	1,305,091.67	5.375
	TR	BILL		10/24/24	5.165	50,000	182	1,305,597.22	5.377
	TR	BILL		10/24/24	5.165	50,000	182	1,305,597.22	5.377
	TR	BILL		10/24/24	5.165	50,000	182	1,305,597.22	5.377

INVESTMENT TRANSACTIONS

<u>DATE</u>	<u>TYPE</u>	<u>a/</u> <u>DESCRIPTION</u>	<u>CPN (%)</u>	<u>MATURITY</u> <u>DATE</u>	<u>b/</u> <u>TRANS</u> <u>YIELD (%)</u>	<u>d/</u> <u>PAR (\$)</u> <u>(000)</u>	<u>DAYS</u> <u>HELD</u>	<u>AMOUNT</u> <u>EARNED (\$)</u>	<u>EFFECTIVE</u> <u>YIELD (%)</u>
10/24/24	PURCHASES								
	CP	DISNEY		11/13/24	4.880	50,000			
	TR	BILL		04/24/25	4.326	50,000			
	TR	BILL		04/24/25	4.326	50,000			
	TR	BILL		04/24/25	4.326	50,000			
	TR	BILL		04/24/25	4.326	50,000			
	TR	BILL		04/24/25	4.326	50,000			
	TR	BILL		04/24/25	4.326	50,000			
	TR	BILL		04/24/25	4.326	50,000			
	TR	BILL		04/24/25	4.326	50,000			
	TR	BILL		04/24/25	4.328	50,000			
	TR	BILL		04/24/25	4.328	50,000			
	TR	BILL		04/24/25	4.328	50,000			
	YCD	CIC	4.620	04/25/25	4.620	50,000			
	YCD	CIC	4.620	04/25/25	4.620	50,000			
10/25/24	REDEMPTIONS								
	CP	SUMI TRUST		10/25/24	5.330	50,000	123	910,541.67	5.504
	CP	SUMI TRUST		10/25/24	5.330	50,000	123	910,541.67	5.504
	CP	LIBERTY		10/25/24	5.350	50,000	126	936,250.00	5.528
	CP	OLD LINE		10/25/24	5.330	50,000	129	954,958.33	5.509
	CP	OLD LINE		10/25/24	5.330	50,000	129	954,958.33	5.509
	CP	MUFG BK		10/25/24	5.360	50,000	129	960,333.33	5.541
	CP	MUFG BK		10/25/24	5.360	50,000	129	960,333.33	5.541
	CP	RBC NY		10/25/24	5.310	50,000	193	1,423,375.00	5.542
	CP	RBC NY		10/25/24	5.310	50,000	193	1,423,375.00	5.542
	DN	IBRD		10/25/24	5.120	50,000	86	611,555.56	5.255
	DN	IBRD		10/25/24	5.120	50,000	86	611,555.56	5.255
	DN	FHLB		10/25/24	5.120	50,000	175	1,244,444.44	5.324
	DN	FHLB		10/25/24	5.120	50,000	175	1,244,444.44	5.324
	DN	FHLB		10/25/24	5.120	50,000	175	1,244,444.44	5.324
	DN	FHLB		10/25/24	5.165	50,000	177	1,269,729.17	5.373
	DN	IBRD		10/25/24	5.050	50,000	190	1,332,638.89	5.260
	DN	IBRD		10/25/24	5.050	50,000	190	1,332,638.89	5.260
	DN	IBRD		10/25/24	5.050	50,000	192	1,346,666.67	5.262
	DN	IBRD		10/25/24	5.050	50,000	192	1,346,666.67	5.262
	DN	IFC		10/25/24	5.010	50,000	197	1,370,791.67	5.223
	DN	IFC		10/25/24	5.010	50,000	197	1,370,791.67	5.223
	YCD	KBC	5.170	10/25/24	5.170	50,000	60	430,833.33	5.242
	YCD	KBC	5.170	10/25/24	5.170	50,000	60	430,833.33	5.242
	YCD	NORDEA ABP	5.430	10/25/24	5.430	50,000	182	1,372,583.33	5.505
	YCD	NORDEA ABP	5.430	10/25/24	5.430	50,000	182	1,372,583.33	5.505
	YCD	CIC	5.490	10/25/24	5.490	50,000	182	1,387,750.00	5.566
	YCD	CIC	5.490	10/25/24	5.490	50,000	182	1,387,750.00	5.566

INVESTMENT TRANSACTIONS

<u>DATE</u>	<u>TYPE</u>	<u>a/</u> <u>DESCRIPTION</u>	<u>CPN (%)</u>	<u>MATURITY</u> <u>DATE</u>	<u>b/</u> <u>TRANS</u> <u>YIELD (%)</u>	<u>d/</u> <u>PAR (\$)</u> <u>(000)</u>	<u>DAYS</u> <u>HELD</u>	<u>AMOUNT</u> <u>EARNED (\$)</u>	<u>EFFECTIVE</u> <u>YIELD (%)</u>
10/25/24	PURCHASES								
	CP	PEPSICO		04/04/25	4.360	50,000			
	CP	ING FDL		04/28/25	4.490	50,000			
	CP	ING FDL		04/28/25	4.490	50,000			
	DN	FFCB		04/04/25	4.300	50,000			
	DN	FFCB		04/04/25	4.300	50,000			
	DN	FFCB		04/04/25	4.300	50,000			
	DN	FHLB		04/25/25	4.325	50,000			
	DN	FHLB		04/25/25	4.325	50,000			
	DN	FHLB		05/02/25	4.260	50,000			
	DN	FHLB		05/02/25	4.260	50,000			
	TR	NOTE	3.500	09/30/26	4.057	50,000			
	TR	NOTE	3.500	09/30/26	4.057	50,000			
	TR	NOTE	3.500	09/30/26	4.059	50,000			
	TR	NOTE	3.500	09/30/26	4.059	50,000			
10/28/24	REDEMPTIONS								
	CB CL	CITIGROUP	6.200	10/28/24	6.200	15,000	733	1,860,000.00	6.175
	CP	CR AG NY		10/28/24	4.820	50,000	5	33,472.22	4.890
	CP	CR AG NY		10/28/24	4.820	50,000	5	33,472.22	4.890
	CP	BNP NY		10/28/24	4.810	50,000	7	46,763.89	4.881
	CP	BNP NY		10/28/24	4.810	50,000	7	46,763.89	4.881
	CP	RABO NY		10/28/24	4.820	50,000	11	73,638.89	4.894
	CP	RABO NY		10/28/24	4.820	50,000	11	73,638.89	4.894
	YCD	CIBC	4.830	10/28/24	4.830	50,000	10	67,083.33	4.897
	YCD	CIBC	4.830	10/28/24	4.830	50,000	10	67,083.33	4.897
	YCD	NORINCHUK	4.880	10/28/24	4.880	50,000	38	257,555.56	4.948
	YCD	NORINCHUK	4.880	10/28/24	4.880	50,000	38	257,555.56	4.948
10/28/24	PURCHASES								
	CP	MUFG BK		12/02/24	4.660	50,000			
	CP	MUFG BK		12/02/24	4.660	50,000			
	CP	PEPSICO		04/04/25	4.360	50,000			
	DN	FHLMC		01/13/25	4.500	50,000			
	DN	FHLMC		01/13/25	4.500	50,000			
	DN	FFCB		04/21/25	4.260	50,000			
	DN	FFCB		04/21/25	4.260	50,000			
	DN	FHLB		04/25/25	4.290	50,000			
	DN	FHLB		04/25/25	4.290	50,000			
	DN	FHLB		05/05/25	4.250	50,000			
	DN	FHLB		05/05/25	4.250	50,000			
	DN	FHLB		05/30/25	4.205	50,000			
	DN	FHLB		05/30/25	4.205	50,000			
	TR	BILL		04/24/25	4.360	50,000			
	TR	BILL		04/24/25	4.360	50,000			
	TR	BILL		04/24/25	4.360	50,000			

INVESTMENT TRANSACTIONS

<u>DATE</u>	<u>TYPE</u>	<u>a/</u> <u>DESCRIPTION</u>	<u>CPN (%)</u>	<u>MATURITY</u> <u>DATE</u>	<u>b/</u> <u>TRANS</u> <u>YIELD (%)</u>	<u>d/</u> <u>PAR (\$)</u> <u>(000)</u>	<u>DAYS</u> <u>HELD</u>	<u>AMOUNT</u> <u>EARNED (\$)</u>	<u>EFFECTIVE</u> <u>YIELD (%)</u>
10/28/24	PURCHASES (Continued)								
	TR	BILL		04/24/25	4.366	50,000			
	TR	BILL		04/24/25	4.366	50,000			
	TR	BILL		04/24/25	4.366	50,000			
	TR	NOTE	3.875	10/15/27	4.064	50,000			
	TR	NOTE	3.875	10/15/27	4.064	50,000			
	TR	NOTE	3.875	10/15/27	4.064	50,000			
	TR	NOTE	3.875	10/15/27	4.064	50,000			
	YCD	SUMITOMO	4.570	01/29/25	4.570	50,000			
	YCD	SUMITOMO	4.570	01/29/25	4.570	50,000			
10/29/24	REDEMPTIONS								
	CP	APPLE		10/29/24	4.700	50,000	35	228,472.22	4.787
	CP	APPLE		10/29/24	4.700	50,000	39	254,583.33	4.790
	CP	TOYOTA		10/29/24	5.320	50,000	120	886,666.67	5.491
	CP	TOYOTA		10/29/24	5.320	50,000	120	886,666.67	5.491
	DN	FHLB		10/29/24	4.690	50,000	19	123,763.89	4.767
	DN	FHLB		10/29/24	4.690	50,000	19	123,763.89	4.767
	DN	FNMA		10/29/24	4.680	50,000	28	182,000.00	4.762
	DN	FNMA		10/29/24	4.680	50,000	28	182,000.00	4.762
	DN	IBRD		10/29/24	4.630	50,000	34	218,638.89	4.715
	DN	IBRD		10/29/24	4.630	50,000	34	218,638.89	4.715
	DN	FHLMC		10/29/24	4.620	50,000	35	224,583.33	4.705
	DN	FHLMC		10/29/24	4.620	50,000	35	224,583.33	4.705
	DN	FHLMC		10/29/24	4.620	50,000	35	224,583.33	4.705
	DN	FNMA		10/29/24	4.715	50,000	39	255,395.83	4.805
	DN	FNMA		10/29/24	4.715	50,000	39	255,395.83	4.805
	DN	FFCB		10/29/24	4.990	50,000	201	1,393,041.67	5.204
	DN	FFCB		10/29/24	4.990	50,000	201	1,393,041.67	5.204
	DN	FFCB		10/29/24	4.990	50,000	201	1,393,041.67	5.204
	DN	FFCB		10/29/24	4.950	50,000	216	1,485,000.00	5.172
	DN	FFCB		10/29/24	4.950	50,000	216	1,485,000.00	5.172
	DN	FFCB		10/29/24	4.950	50,000	216	1,485,000.00	5.172
	DN	IFC		10/29/24	4.900	50,000	221	1,504,027.78	5.122
	DN	IFC		10/29/24	4.900	50,000	221	1,504,027.78	5.122
	TR	BILL		10/29/24	5.137	50,000	91	649,259.72	5.277
	TR	BILL		10/29/24	5.137	50,000	91	649,259.72	5.277
	TR	BILL		10/29/24	5.137	50,000	91	649,259.72	5.277
	TR	BILL		10/29/24	5.140	50,000	91	649,638.89	5.280
	TR	BILL		10/29/24	5.140	50,000	91	649,638.89	5.280
	TR	BILL		10/29/24	5.140	50,000	91	649,638.89	5.280
	TR	BILL		10/29/24	5.140	50,000	91	649,638.89	5.280
	TR	BILL		10/29/24	5.200	50,000	110	794,444.44	5.357
	TR	BILL		10/29/24	5.200	50,000	110	794,444.44	5.357
	TR	BILL		10/29/24	5.200	50,000	110	794,444.44	5.357

INVESTMENT TRANSACTIONS

<u>DATE</u>	<u>TYPE</u>	<u>a/</u> <u>DESCRIPTION</u>	<u>CPN (%)</u>	<u>MATURITY</u> <u>DATE</u>	<u>b/</u> <u>TRANS</u> <u>YIELD (%)</u>	<u>d/</u> <u>PAR (\$)</u> <u>(000)</u>	<u>DAYS</u> <u>HELD</u>	<u>AMOUNT</u> <u>EARNED (\$)</u>	<u>EFFECTIVE</u> <u>YIELD (%)</u>
10/29/24	REDEMPTIONS (Continued)								
	TR	BILL		10/29/24	5.200	50,000	110	794,444.44	5.357
	TR	BILL		10/29/24	5.200	50,000	110	794,444.44	5.357
	TR	BILL		10/29/24	5.200	50,000	110	794,444.44	5.357
	TR	BILL		10/29/24	5.198	50,000	118	851,812.50	5.361
	TR	BILL		10/29/24	5.198	50,000	118	851,812.50	5.361
	TR	BILL		10/29/24	5.198	50,000	118	851,812.50	5.361
	TR	BILL		10/29/24	5.210	50,000	118	853,861.11	5.374
	TR	BILL		10/29/24	5.210	50,000	118	853,861.11	5.374
	TR	BILL		10/29/24	5.210	50,000	118	853,861.11	5.374
	TR	BILL		10/29/24	5.213	50,000	118	854,270.83	5.377
	TR	BILL		10/29/24	5.213	50,000	118	854,270.83	5.377
	TR	BILL		10/29/24	5.213	50,000	118	854,270.83	5.377
	TR	BILL		10/29/24	5.210	50,000	119	861,097.22	5.375
	TR	BILL		10/29/24	5.210	50,000	119	861,097.22	5.375
	TR	BILL		10/29/24	5.210	50,000	119	861,097.22	5.375
	TR	BILL		10/29/24	5.210	50,000	119	861,097.22	5.375
	TR	BILL		10/29/24	5.210	50,000	119	861,097.22	5.375
	TR	BILL		10/29/24	5.210	50,000	119	861,097.22	5.375
	TR	BILL		10/29/24	5.210	50,000	119	861,097.22	5.375
	YCD	DNB	4.800	10/29/24	4.800	50,000	8	53,333.33	4.867
	YCD	DNB	4.800	10/29/24	4.800	50,000	8	53,333.33	4.867
	YCD	CB AUS	5.240	10/29/24	5.240	50,000	229	1,666,611.11	5.313
	YCD	CB AUS	5.240	10/29/24	5.240	50,000	229	1,666,611.11	5.313
10/29/24	PURCHASES								
	DN	FHLB		04/25/25	4.325	50,000			
	DN	FHLB		04/25/25	4.325	50,000			
	DN	FHLB		04/25/25	4.325	50,000			
	DN	FHLB		05/30/25	4.220	50,000			
	DN	FHLB		05/30/25	4.220	50,000			
	TR	NOTE	2.750	05/15/25	4.386	50,000			
	TR	NOTE	2.750	05/15/25	4.386	50,000			
	TR	NOTE	2.750	05/15/25	4.394	50,000			
	TR	NOTE	2.750	05/15/25	4.394	50,000			
	TR	NOTE	2.750	05/15/25	4.394	50,000			
	YCD	NORINCHUK	4.750	12/02/24	4.750	50,000			
	YCD	NORINCHUK	4.750	12/02/24	4.750	50,000			
10/30/24	REDEMPTIONS								
	DEB	FFCB	4.875	10/30/24	5.051	50,000	268	1,854,970.83	5.073
	DEB	FFCB	4.875	10/30/24	5.051	50,000	268	1,854,970.83	5.073

INVESTMENT TRANSACTIONS

<u>DATE</u>	<u>TYPE</u>	<u>a/</u> <u>DESCRIPTION</u>	<u>CPN (%)</u>	<u>MATURITY</u> <u>DATE</u>	<u>b/</u> <u>TRANS</u> <u>YIELD (%)</u>	<u>d/</u> <u>PAR (\$)</u> <u>(000)</u>	<u>DAYS</u> <u>HELD</u>	<u>AMOUNT</u> <u>EARNED (\$)</u>	<u>EFFECTIVE</u> <u>YIELD (%)</u>
10/30/24	PURCHASES								
	CP	CRC		02/14/25	4.640	50,000			
	CP	CRC		02/14/25	4.640	50,000			
	CP	COCA COLA		03/21/25	4.450	50,000			
	CP	TOYOTA		05/30/25	4.440	50,000			
	CP	TOYOTA		05/30/25	4.440	50,000			
	CP	NATIXIS NY		05/30/25	4.470	50,000			
	CP	NATIXIS NY		05/30/25	4.470	50,000			
	DEB	FHLB	4.020	10/01/29	4.021	50,000			
	DEB	FHLB	4.020	10/01/29	4.021	50,000			
	DEB	FHLB	4.020	10/01/29	4.021	50,000			
	DEB CL	FHLB	4.250	10/01/29	4.252	50,000			
	DEB CL	FHLB	4.250	10/01/29	4.252	50,000			
	DEB CL	FHLB	4.250	10/01/29	4.252	50,000			
	DN	FHLB		05/02/25	4.285	50,000			
	DN	FHLB		05/02/25	4.285	50,000			
	DN	FHLB		05/12/25	4.250	50,000			
	DN	FHLB		05/12/25	4.250	50,000			
	DN	FFCB		10/01/25	4.000	50,000			
	DN	FFCB		10/01/25	4.000	50,000			
	DN	FFCB		10/01/25	4.000	50,000			
	TR	BILL		02/25/25	4.443	50,000			
	TR	BILL		02/25/25	4.443	50,000			
	TR	BILL		02/25/25	4.445	50,000			
	TR	BILL		02/25/25	4.445	50,000			
	TR	BILL		02/25/25	4.445	50,000			
	TR	BILL		02/25/25	4.445	50,000			
	TR	BILL		02/25/25	4.445	50,000			
	TR	BILL		02/25/25	4.445	50,000			
	TR	BILL		02/25/25	4.453	50,000			
	TR	BILL		02/25/25	4.453	50,000			
	TR	BILL		02/25/25	4.453	50,000			
	TR	BILL		02/25/25	4.456	50,000			
	TR	BILL		02/25/25	4.456	50,000			
	TR	BILL		02/25/25	4.456	50,000			
	TR	BILL		04/24/25	4.318	50,000			
	TR	BILL		04/24/25	4.318	50,000			
	TR	BILL		04/24/25	4.318	50,000			
	YCD	SE BANKEN	4.500	05/02/25	4.500	50,000			

INVESTMENT TRANSACTIONS

<u>DATE</u>	<u>TYPE</u>	<u>a/</u> <u>DESCRIPTION</u>	<u>CPN (%)</u>	<u>MATURITY</u> <u>DATE</u>	<u>b/</u> <u>TRANS</u> <u>YIELD (%)</u>	<u>d/</u> <u>PAR (\$)</u> <u>(000)</u>	<u>DAYS</u> <u>HELD</u>	<u>AMOUNT</u> <u>EARNED (\$)</u>	<u>EFFECTIVE</u> <u>YIELD (%)</u>
10/31/24	REDEMPTIONS								
TR	NOTE		4.375	10/31/24	5.051	50,000	604	4,138,812.15	5.070
TR	NOTE		4.375	10/31/24	5.051	50,000	604	4,138,812.15	5.070
TR	NOTE		4.375	10/31/24	5.051	50,000	604	4,138,812.15	5.070
TR	NOTE		4.375	10/31/24	5.051	50,000	604	4,138,812.15	5.070
TR	NOTE		4.375	10/31/24	5.051	50,000	604	4,138,812.15	5.070
TR	NOTE		4.375	10/31/24	5.051	50,000	604	4,138,812.15	5.070
TR	NOTE		4.375	10/31/24	5.051	50,000	604	4,138,812.15	5.070
TR	NOTE		4.375	10/31/24	5.051	50,000	604	4,138,812.15	5.070
TR	NOTE		4.375	10/31/24	5.051	50,000	604	4,138,812.15	5.070
TR	NOTE		4.375	10/31/24	4.773	50,000	622	4,040,551.62	4.786
TR	NOTE		4.375	10/31/24	4.773	50,000	622	4,040,551.62	4.786
TR	NOTE		4.375	10/31/24	4.773	50,000	622	4,040,551.62	4.786
TR	NOTE		4.375	10/31/24	4.773	50,000	622	4,040,551.62	4.786
TR	NOTE		4.375	10/31/24	4.773	50,000	622	4,040,551.62	4.786
TR	NOTE		4.375	10/31/24	4.773	50,000	622	4,040,551.62	4.786
TR	NOTE		4.375	10/31/24	4.778	50,000	622	4,044,457.87	4.791
TR	NOTE		4.375	10/31/24	4.778	50,000	622	4,044,457.87	4.791
TR	NOTE		4.375	10/31/24	4.778	50,000	622	4,044,457.87	4.791
TR	NOTE		4.375	10/31/24	4.344	50,000	731	4,345,703.12	4.349
TR	NOTE		4.375	10/31/24	4.344	50,000	731	4,345,703.12	4.349
TR	NOTE		4.375	10/31/24	4.344	50,000	731	4,345,703.12	4.349
TR	NOTE		4.375	10/31/24	4.344	50,000	731	4,345,703.12	4.349
TR	NOTE		4.375	10/31/24	4.383	50,000	731	4,382,812.50	4.389
TR	NOTE		4.375	10/31/24	4.383	50,000	731	4,382,812.50	4.389
TR	NOTE		4.375	10/31/24	4.383	50,000	731	4,382,812.50	4.389
TR	NOTE		4.375	10/31/24	4.383	50,000	731	4,382,812.50	4.389
TR	NOTE		4.375	10/31/24	4.383	50,000	731	4,382,812.50	4.389
TR	NOTE		4.375	10/31/24	4.383	50,000	731	4,382,812.50	4.389
TR	NOTE		2.250	10/31/24	3.243	50,000	867	3,790,760.87	3.274
TR	NOTE		2.250	10/31/24	3.243	50,000	867	3,790,760.87	3.274
TR	NOTE		2.250	10/31/24	3.243	50,000	867	3,790,760.87	3.274
TR	NOTE		2.250	10/31/24	3.247	50,000	867	3,794,667.12	3.278
TR	NOTE		2.250	10/31/24	3.247	50,000	867	3,794,667.12	3.278
TR	NOTE		2.250	10/31/24	3.247	50,000	867	3,794,667.12	3.278
TR	NOTE		1.500	10/31/24	0.413	50,000	1,232	710,767.66	0.408
TR	NOTE		1.500	10/31/24	0.413	50,000	1,232	710,767.66	0.408
TR	NOTE		1.500	10/31/24	0.413	50,000	1,232	710,767.66	0.408
TR	NOTE		1.500	10/31/24	0.413	50,000	1,232	710,767.66	0.408
TR	NOTE		1.500	10/31/24	0.413	50,000	1,232	710,767.66	0.408
TR	NOTE		1.500	10/31/24	0.413	50,000	1,232	710,767.66	0.408
TR	NOTE		1.500	10/31/24	0.413	50,000	1,232	710,767.66	0.408
TR	NOTE		1.500	10/31/24	0.413	50,000	1,232	710,767.66	0.408
TR	NOTE		1.500	10/31/24	0.415	50,000	1,232	714,673.91	0.410
TR	NOTE		1.500	10/31/24	0.415	50,000	1,232	714,673.91	0.410
TR	NOTE		1.500	10/31/24	0.415	50,000	1,232	714,673.91	0.410
TR	NOTE		1.500	10/31/24	0.415	50,000	1,232	714,673.91	0.410

INVESTMENT TRANSACTIONS

<u>DATE</u>	<u>TYPE</u>	<u>a/</u> <u>DESCRIPTION</u>	<u>CPN (%)</u>	<u>MATURITY</u> <u>DATE</u>	<u>b/</u> <u>TRANS</u> <u>YIELD (%)</u>	<u>d/</u> <u>PAR (\$)</u> <u>(000)</u>	<u>DAYS</u> <u>HELD</u>	<u>AMOUNT</u> <u>EARNED (\$)</u>	<u>EFFECTIVE</u> <u>YIELD (%)</u>
10/31/24	REDEMPTIONS (Continued)								
	TR	NOTE	1.500	10/31/24	0.465	50,000	1,295	839,671.10	0.458
	TR	NOTE	1.500	10/31/24	0.465	50,000	1,295	839,671.10	0.458
	TR	NOTE	1.500	10/31/24	0.465	50,000	1,295	839,671.10	0.458
	TR	NOTE	1.500	10/31/24	0.465	50,000	1,295	839,671.10	0.458
	TR	NOTE	1.500	10/31/24	0.465	50,000	1,295	839,671.10	0.458
	TR	NOTE	1.500	10/31/24	0.469	50,000	1,295	847,483.60	0.462
	TR	NOTE	1.500	10/31/24	0.469	50,000	1,295	847,483.60	0.462
	TR	NOTE	1.500	10/31/24	0.469	50,000	1,295	847,483.60	0.462
10/31/24	PURCHASES								
	CB CL	PROCTER	0.550	10/29/25	4.334	17,000			
	CP	CR AG NY		12/03/24	4.610	50,000			
	CP	CR AG NY		12/03/24	4.610	50,000			
	CP	CAFCO		02/27/25	4.630	50,000			
	CP	RBC NY		05/28/25	4.390	50,000			
	CP	RBC NY		05/28/25	4.390	50,000			
	DN	FFCB		04/28/25	4.240	50,000			
	DN	FFCB		04/28/25	4.240	50,000			
	DN	FFCB		04/28/25	4.240	50,000			
	DN	FFCB		04/28/25	4.240	50,000			
	DN	FHLB		04/28/25	4.285	50,000			
	DN	FHLB		04/28/25	4.285	50,000			
	DN	FHLB		05/28/25	4.210	50,000			
	DN	FHLB		05/28/25	4.210	50,000			
	TR	BILL		02/25/25	4.432	50,000			
	TR	BILL		02/25/25	4.432	50,000			
	TR	BILL		02/25/25	4.432	50,000			
	TR	BILL		05/01/25	4.315	50,000			
	TR	BILL		05/01/25	4.315	50,000			
	TR	BILL		05/01/25	4.315	50,000			
	TR	BILL		05/01/25	4.315	50,000			
	TR	BILL		05/01/25	4.315	50,000			
	TR	BILL		05/01/25	4.315	50,000			
	TR	BILL		05/01/25	4.315	50,000			
	TR	BILL		05/01/25	4.318	50,000			
	TR	BILL		05/01/25	4.318	50,000			
	TR	BILL		05/01/25	4.318	50,000			
	TR	BILL		05/01/25	4.320	50,000			
	TR	BILL		05/01/25	4.320	50,000			
	TR	BILL		05/01/25	4.320	50,000			
	TR	BILL		05/01/25	4.320	50,000			
	TR	BILL		05/01/25	4.320	50,000			
	TR	BILL		05/01/25	4.320	50,000			

INVESTMENT TRANSACTIONS

<u>DATE</u>	<u>TYPE</u>	<u>a/</u> <u>DESCRIPTION</u>	<u>CPN (%)</u>	<u>MATURITY</u> <u>DATE</u>	<u>b/</u> <u>TRANS</u> <u>YIELD (%)</u>	<u>d/</u> <u>PAR (\$)</u> <u>(000)</u>	<u>DAYS</u> <u>HELD</u>	<u>AMOUNT</u> <u>EARNED (\$)</u>	<u>EFFECTIVE</u> <u>YIELD (%)</u>
10/31/24	PURCHASES (Continued)								
	TR	BILL		05/01/25	4.320	50,000			
	TR	BILL		05/01/25	4.320	50,000			
	TR	NOTE	4.125	10/31/26	4.131	50,000			
	TR	NOTE	4.125	10/31/26	4.131	50,000			
	TR	NOTE	4.125	10/31/26	4.131	50,000			
	TR	NOTE	4.125	10/31/26	4.131	50,000			
	TR	NOTE	4.125	10/31/26	4.131	50,000			
	TR	NOTE	4.125	10/31/26	4.131	50,000			
	TR	NOTE	4.125	10/31/26	4.133	50,000			
	TR	NOTE	4.125	10/31/26	4.133	50,000			
	TR	NOTE	4.125	10/31/26	4.133	50,000			
	TR	NOTE	4.125	10/31/26	4.197	50,000			
	TR	NOTE	4.125	10/31/26	4.197	50,000			
	TR	NOTE	4.125	10/31/26	4.197	50,000			
	TR	NOTE	4.125	10/31/26	4.197	50,000			
	TR	NOTE	4.125	10/31/26	4.197	50,000			
	TR	NOTE	4.125	10/31/29	4.161	50,000			
	TR	NOTE	4.125	10/31/29	4.161	50,000			
	TR	NOTE	4.125	10/31/29	4.161	50,000			
	TR	NOTE	4.125	10/31/29	4.161	50,000			
	TR	NOTE	4.125	10/31/29	4.161	50,000			
	TR	NOTE	4.125	10/31/29	4.161	50,000			

FOOTNOTES

- a/** The abbreviations indicate the type of security purchased, sold, or redeemed:
- | | |
|--------|--|
| BA | Bankers Acceptances |
| BN | Bank Notes |
| CB | Corporate Bonds |
| CB CL | Callable Corporate Bonds |
| CB FR | Floating Rate Corporate Bonds |
| CD | Negotiable Certificates of Deposit |
| CD FR | Floating Rate Negotiable Certificates of Deposit |
| CP | Commercial Paper |
| DEB | Federal/Supranational Agency Debentures – Federal Home Loan Bank (FHLB), Federal Home Loan Mortgage Corporation (FHLMC), Federal National Mortgage Association (FNMA), Federal Farm Credit Bank (FFCB), Federal Land Banks (FLB), Federal Intermediate Credit Banks (FICB), Federal Agricultural Mortgage Corporation (FAMC), Central Bank for Cooperatives (CBC), Tennessee Valley Authority (TVA), Commodity Credit Corporation (CCC), International Bank for Reconstruction and Development (IBRD), Inter-American Development Bank (IADB), International Finance Corporation (IFC), Government Development Bank for Puerto Rico (DBPR), European Bank for Reconstruction and Development (EBRD), European Investment Bank (EIB). |
| DEB CL | Federal/Supranational Agency Callable Debentures – FHLB, FHLMC, FNMA, FFCB, FLB, FICB, FAMC, CBC, TVA, CCC, IBRD, IADB, IFC, DBPR, EBRD, EIB, DBPR, EBRD, EIB. |
| DEB FR | Federal/Supranational Agency Floating Rate Debentures – FHLB, FHLMC, FNMA, FFCB, FLB, FICB, FAMC, CBC, TVA, CCC, IBRD, IADB, IFC, DBPR, EBRD, EIB. |
| DN | Federal/Supranational Agency Discount Notes- FHLB, FHLMC, FNMA, FFCB, FLB, FICB, FAMC, CBC, TVA, CCC, IBRD, IADB, IFC, DBPR, EBRD, EIB. |
| PC | Federal Agency Mortgage-backed Pass-through Certificates – FHLMC, FNMA, Government National Mortgage Investment Conduit (GNMA) |
| SBA FR | Floating Rate Small Business Administration (SBA) Loan Pools |
| REMIC | Federal Agency Real Estate Mortgage Investment Conduits – FHLMC, FNMA |
| TR | U.S. Treasury Bills, Notes |
| YCD | Negotiable Yankee Certificates of Deposit |
| YCD FR | Floating Rate Negotiable Yankee Certificates of Deposit |
- b/** Industry standard purchase yield calculation
- c/** Repurchase Agreement
- d/** Par amount of securities purchased, sold or redeemed
- e/** Securities were purchased and sold as of the same date
- f/** Repurchase Agreement against Reverse Repurchase Agreement
- g/** Outright purchase against Reverse Repurchase Agreement
- h/** Security “SWAP” transactions
- i/** Buy back agreement
- | | |
|-----|---|
| RRP | Termination of Reverse Repurchase Agreement |
| RRS | Reverse Repurchase Agreement |

TIME DEPOSITS

<u>FINANCIAL INSTITUTION</u>	<u>DEPOSIT</u>		<u>PAR</u>	<u>MATURITY</u>
	<u>DATE</u>	<u>YIELD (%)</u>	<u>AMOUNT (\$)</u>	<u>DATE</u>
ALHAMBRA				
New Omni Bank, N.A.	05/16/24	5.170	15,000,000.00	11/14/24
New Omni Bank, N.A.	08/28/24	5.010	8,000,000.00	11/20/24
New Omni Bank, N.A.	09/13/24	4.880	30,000,000.00	12/13/24
New Omni Bank, N.A.	10/10/24	4.280	9,000,000.00	04/10/25
BREA				
American First Credit Union	06/14/24	5.190	23,000,000.00	12/13/24
American First Credit Union	09/04/24	4.740	27,000,000.00	03/05/25
CHICO				
Tri Counties Bank	09/04/24	5.030	50,000,000.00	12/04/24
Tri Counties Bank	07/26/24	5.020	50,000,000.00	01/24/25
DIAMOND BAR				
Prospectors Federal Credit Union	08/29/24	5.050	2,000,000.00	11/21/24
DOWNEY				
Financial Partners Credit Union	07/03/24	5.180	10,000,000.00	01/02/25
Financial Partners Credit Union	07/25/24	5.050	20,000,000.00	01/23/25
EL CENTRO				
Community Valley Bank	07/05/24	5.130	8,000,000.00	01/03/25
EL MONTE				
Cathay Bank	05/09/24	5.200	125,000,000.00	11/07/24
Cathay Bank	05/22/24	5.210	100,000,000.00	11/20/24
Cathay Bank	08/15/24	4.800	50,000,000.00	02/13/25
Cathay Bank	09/12/24	4.550	25,000,000.00	03/13/25
FRESNO				
FFB (FKA Fresno First Bank)	10/03/24	4.200	2,000,000.00	04/03/25
FOLSOM				
Safe Credit Union	05/29/24	5.220	1,000,000.00	12/04/24
GARDEN GROVE				
US Metro Bank	05/17/24	5.200	5,000,000.00	11/15/24
US Metro Bank	06/05/24	5.210	10,000,000.00	12/04/24
US Metro Bank	06/06/24	5.200	20,000,000.00	12/05/24
US Metro Bank	07/17/24	5.040	20,000,000.00	01/15/25

TIME DEPOSITS

<u>FINANCIAL INSTITUTION</u>	<u>DEPOSIT DATE</u>	<u>YIELD (%)</u>	<u>PAR AMOUNT (\$)</u>	<u>MATURITY DATE</u>
HUNTINGTON BEACH				
Nuvision Federal Credit Union	10/03/24	4.270	25,000,000.00	04/03/25
IRVINE				
CommerceWest Bank	05/09/24	5.180	15,000,000.00	11/07/24
CommerceWest Bank	09/04/24	5.020	12,000,000.00	12/04/24
CommerceWest Bank	10/03/24	4.540	30,000,000.00	01/09/25
CommerceWest Bank	10/18/24	4.550	5,000,000.00	01/17/25
CommerceWest Bank	09/04/24	4.720	13,000,000.00	03/05/25
Commercial Bank of California	07/05/24	5.160	1,000,000.00	01/03/25
Pacific Premier Bank	05/08/24	5.200	50,000,000.00	11/06/24
Pacific Premier Bank	05/30/24	5.220	25,000,000.00	12/05/24
Pacific Premier Bank	06/06/24	5.190	50,000,000.00	12/05/24
Pacific Premier Bank	06/07/24	5.190	50,000,000.00	12/06/24
Pacific Premier Bank	07/05/24	5.150	50,000,000.00	01/03/25
LODI				
Farmers & Merchants Bank of Central CA	10/02/24	4.510	3,000,000.00	01/08/25
LOS ANGELES				
Bank of Hope	05/15/24	5.230	90,000,000.00	11/13/24
Bank of Hope	05/31/24	5.240	75,000,000.00	12/06/24
Bank of Hope	07/03/24	5.180	135,000,000.00	12/13/24
Commonwealth Business Bank	09/05/24	5.000	12,000,000.00	12/05/24
Commonwealth Business Bank	09/06/24	4.980	13,000,000.00	12/06/24
Commonwealth Business Bank	10/31/24	4.350	5,000,000.00	05/01/25
CTBC Bank Corp. (USA)	08/15/24	5.120	50,000,000.00	11/14/24
CTBC Bank Corp. (USA)	08/16/24	5.120	60,000,000.00	11/15/24
CTBC Bank Corp. (USA)	09/13/24	4.920	40,000,000.00	12/13/24
CTBC Bank Corp. (USA)	10/10/24	4.580	50,000,000.00	01/09/25
Hanmi Bank	05/09/24	5.200	30,000,000.00	11/07/24
Hanmi Bank	06/13/24	5.220	30,000,000.00	12/12/24
Hanmi Bank	07/10/24	5.140	20,000,000.00	01/08/25
Hanmi Bank	08/09/24	4.830	15,000,000.00	02/07/25
Hanmi Bank	09/12/24	4.560	25,000,000.00	03/13/25
Open Bank	06/05/24	5.210	20,000,000.00	12/04/24
Open Bank	07/05/24	5.160	14,000,000.00	01/03/25
Open Bank	07/31/24	4.990	26,000,000.00	01/29/25
Open Bank	10/04/24	4.280	30,000,000.00	04/04/25
PCB Bank (FKA Pacific City Bank)	06/12/24	5.220	20,000,000.00	12/11/24
PCB Bank (FKA Pacific City Bank)	10/02/24	4.530	30,000,000.00	01/08/25
PCB Bank (FKA Pacific City Bank)	10/11/24	4.580	10,000,000.00	01/10/25
Preferred Bank	05/09/24	5.160	20,000,000.00	11/07/24
Preferred Bank	09/11/24	4.580	125,000,000.00	03/12/25
Royal Business Bank	08/09/24	5.140	5,000,000.00	11/08/24
Royal Business Bank	09/13/24	4.610	15,000,000.00	03/14/25

TIME DEPOSITS

<u>FINANCIAL INSTITUTION</u>	<u>DEPOSIT</u>		<u>PAR</u>	<u>MATURITY</u>
	<u>DATE</u>	<u>YIELD (%)</u>	<u>AMOUNT (\$)</u>	<u>DATE</u>
LOS ANGELES (Continued)				
State Bank of India (California)	10/30/24	4.540	19,000,000.00	01/29/25
State Bank of India (California)	09/11/24	4.600	30,000,000.00	03/12/25
State Bank of India (California)	10/24/24	4.360	6,000,000.00	04/24/25
OAKLAND				
Beneficial State Bank	09/06/24	5.020	1,000,000.00	12/06/24
California Bank of Commerce	05/31/24	5.220	10,000,000.00	12/06/24
California Bank of Commerce	10/30/24	4.410	5,000,000.00	04/30/25
Metropolitan Bank	08/15/24	4.810	1,000,000.00	02/13/25
Metropolitan Bank	08/29/24	4.730	2,000,000.00	02/27/25
ONTARIO				
Citizens Business Bank	09/11/24	4.600	50,000,000.00	03/12/25
PALOS VERDES ESTATES				
Malaga Bank F.S.B.	07/05/24	5.130	5,000,000.00	01/03/25
Malaga Bank F.S.B.	07/12/24	5.110	46,000,000.00	01/10/25
PASADENA				
American Plus Bank, N.A.	08/08/24	5.090	4,000,000.00	11/07/24
American Plus Bank, N.A.	07/05/24	5.110	10,000,000.00	01/03/25
American Plus Bank, N.A.	07/19/24	5.000	14,000,000.00	01/17/25
American Plus Bank, N.A.	07/26/24	4.970	6,000,000.00	01/24/25
American Plus Bank, N.A.	07/31/24	4.940	3,000,000.00	01/29/25
American Plus Bank, N.A.	08/14/24	4.810	8,000,000.00	02/12/25
American Plus Bank, N.A.	09/13/24	4.560	5,000,000.00	03/14/25
East West Bank	07/05/24	5.150	50,000,000.00	01/03/25
East West Bank	07/10/24	5.130	175,000,000.00	01/08/25
East West Bank	07/26/24	5.010	75,000,000.00	01/24/25
Wescom Central Credit Union	09/06/24	5.030	20,000,000.00	12/06/24
Wescom Central Credit Union	09/11/24	4.990	50,000,000.00	12/11/24
Wescom Central Credit Union	10/10/24	4.610	50,000,000.00	01/09/25
Wescom Central Credit Union	10/11/24	4.610	25,000,000.00	01/10/25
PORTERVILLE				
Bank of The Sierra	10/24/24	4.360	10,000,000.00	04/24/25
REDDING				
Cornerstone Community Bank	08/09/24	4.820	8,500,000.00	02/07/25
Cornerstone Community Bank	10/16/24	4.340	9,000,000.00	04/16/25

TIME DEPOSITS

<u>FINANCIAL INSTITUTION</u>	<u>DEPOSIT</u>		<u>PAR</u>	<u>MATURITY</u>
	<u>DATE</u>	<u>YIELD (%)</u>	<u>AMOUNT (\$)</u>	<u>DATE</u>
REDWOOD CITY				
Provident Credit Union	08/08/24	5.140	20,000,000.00	11/07/24
Provident Credit Union	05/16/24	5.220	20,000,000.00	11/14/24
Provident Credit Union	06/05/24	5.210	20,000,000.00	12/04/24
Provident Credit Union	05/31/24	5.230	20,000,000.00	12/06/24
Provident Credit Union	09/12/24	4.920	40,000,000.00	12/12/24
Provident Credit Union	09/13/24	4.930	20,000,000.00	12/13/24
Provident Credit Union	07/11/24	5.140	20,000,000.00	01/09/25
Provident Credit Union	07/11/24	5.140	20,000,000.00	01/09/25
Provident Credit Union	10/03/24	4.250	20,000,000.00	04/03/25
Provident Credit Union	10/31/24	4.380	50,000,000.00	05/01/25
ROSEMEAD				
Pacific Alliance Bank	10/02/24	4.290	4,000,000.00	04/02/25
ROSEVILLE				
Five Star Bank	08/28/24	5.050	50,000,000.00	11/20/24
Five Star Bank	06/12/24	5.210	10,000,000.00	12/11/24
Five Star Bank	10/10/24	4.560	75,000,000.00	01/09/25
Five Star Bank	10/10/24	4.560	125,000,000.00	01/09/25
SACRAMENTO				
Golden 1 Credit Union	09/04/24	5.030	75,000,000.00	12/04/24
Golden 1 Credit Union	06/13/24	5.220	75,000,000.00	12/12/24
Golden 1 Credit Union	10/31/24	4.540	150,000,000.00	01/30/25
SAN DIEGO				
Axos Bank	06/06/24	5.170	100,000,000.00	12/05/24
Axos Bank	08/28/24	4.730	25,000,000.00	02/26/25
Axos Bank	09/11/24	4.580	100,000,000.00	03/12/25
Axos Bank	10/09/24	4.320	50,000,000.00	04/09/25
Axos Bank	10/16/24	4.320	25,000,000.00	04/16/25
Bank of Southern California N.A.	08/15/24	5.120	20,000,000.00	11/14/24
Bank of Southern California N.A.	08/29/24	5.030	25,000,000.00	11/21/24
California Coast Credit Union	07/17/24	5.030	50,000,000.00	01/15/25
California Coast Credit Union	08/14/24	4.850	1,000,000.00	02/12/25
Mission Federal Credit Union	07/05/24	5.150	50,000,000.00	01/03/25
Mission Federal Credit Union	07/17/24	5.030	50,000,000.00	01/15/25
Mission Federal Credit Union	07/31/24	4.980	50,000,000.00	01/29/25
SAN FRANCISCO				
Bank of San Francisco	09/06/24	4.650	10,000,000.00	03/07/25
Mission National Bank	10/02/24	4.530	15,000,000.00	01/08/25
Mission National Bank	07/18/24	5.040	5,000,000.00	01/16/25
Beacon Business Bank	10/24/24	4.560	1,000,000.00	01/23/25

TIME DEPOSITS

<u>FINANCIAL INSTITUTION</u>	<u>DEPOSIT</u>		<u>PAR</u>	<u>MATURITY</u>
	<u>DATE</u>	<u>YIELD (%)</u>	<u>AMOUNT (\$)</u>	<u>DATE</u>
SAN JOSE				
Meriwest Credit Union	07/11/24	5.150	10,000,000.00	01/09/25
Meriwest Credit Union	08/07/24	4.760	10,000,000.00	02/05/25
Technology Credit Union	05/16/24	5.230	50,000,000.00	11/14/24
Technology Credit Union	10/31/24	4.550	50,000,000.00	01/30/25
Technology Credit Union	08/29/24	4.740	100,000,000.00	02/27/25
Technology Credit Union	10/04/24	4.290	100,000,000.00	04/04/25
SANTA ANA				
Banc of California, N.A.	05/31/24	5.240	25,000,000.00	12/06/24
Banc of California, N.A.	07/11/24	5.150	75,000,000.00	01/09/25
Banc of California, N.A.	07/17/24	5.050	75,000,000.00	01/15/25
Banc of California, N.A.	07/18/24	5.050	125,000,000.00	01/16/25
SANTA BARBARA				
American Riviera Bank	06/13/24	5.220	5,000,000.00	12/12/24
SANTA ROSA				
Poppy Bank	05/29/24	5.230	50,000,000.00	12/04/24
Poppy Bank	07/18/24	5.040	70,000,000.00	01/16/25
Poppy Bank	08/15/24	4.810	30,000,000.00	02/13/25
Poppy Bank	09/04/24	4.730	72,000,000.00	03/05/25
Poppy Bank	09/06/24	4.670	23,000,000.00	03/07/25
Poppy Bank	10/09/24	4.360	50,000,000.00	04/09/25
SUN VALLEY				
Mission Valley Bank	10/30/24	4.540	10,000,000.00	01/29/25
TUSTIN				
SchoolsFirst Federal Credit Union	07/11/24	5.140	50,000,000.00	01/09/25
SchoolsFirst Federal Credit Union	10/30/24	4.400	50,000,000.00	04/30/25
VACAVILLE				
Travis Credit Union	05/09/24	5.210	50,000,000.00	11/07/24
Travis Credit Union	05/15/24	5.230	25,000,000.00	11/13/24
Travis Credit Union	09/06/24	4.660	100,000,000.00	03/07/25
Travis Credit Union	10/10/24	4.330	50,000,000.00	04/10/25
WALNUT CREEK				
Mechanics Bank	08/29/24	5.030	1,000,000.00	11/21/24

TIME DEPOSITS

<u>FINANCIAL INSTITUTION</u>	<u>DEPOSIT DATE</u>	<u>YIELD (%)</u>	<u>PAR AMOUNT (\$)</u>	<u>MATURITY DATE</u>
WATSONVILLE				
Santa Cruz County Bank	05/09/24	5.180	10,000,000.00	11/07/24
Santa Cruz County Bank	07/05/24	5.130	10,000,000.00	01/03/25
TOTAL TIME DEPOSITS OCTOBER 2024			5,268,500,000.00	

BANK DEMAND DEPOSITS
OCTOBER 2024
 (\$ in thousands)

DAILY BALANCES

<u>DAY OF MONTH</u>		<u>BANK BALANCES</u>		<u>INTEREST BEARING BANK BALANCES</u>		<u>WARRANTS OUTSTANDING</u>
1	\$	200,197	\$	1,525,000	\$	4,727,879
2		197,773		1,445,000		4,583,517
3		279,541		1,480,000		4,377,140
4		155,177		1,440,000		4,320,540
5		155,177		1,440,000		4,321,996
6		155,177		1,440,000		4,321,996
7		234,073		1,410,000		4,195,989
8		273,396		1,410,000		4,029,744
9		246,021		1,440,000		4,500,221
10		342,218		1,325,000		4,099,040
11		151,957		1,310,000		4,176,624
12		151,957		1,310,000		4,176,624
13		151,957		1,310,000		4,176,624
14		151,957		1,310,000		4,427,145
15		274,026		1,230,000		4,295,903
16		216,828		1,280,000		4,280,746
17		165,476		1,270,000		3,938,245
18		155,033		1,305,000		5,045,733
19		155,033		1,305,000		5,045,733
20		155,033		1,305,000		5,045,733
21		167,672		1,405,000		4,408,163
22		189,490		1,405,000		4,343,483
23		208,220		1,180,000		4,483,697
24		203,148		1,280,000		5,961,143
25		204,067		1,310,000		5,626,088
26		204,067		1,310,000		5,626,088
27		204,067		1,310,000		5,626,088
28		179,443		1,185,000		5,150,945
29		146,652		1,450,000		4,942,154
30		244,713		1,510,000		5,479,008
30		179,436		1,400,000		5,742,594
AVERAGE DOLLAR DAYS		\$196,741 <u>a/</u>		\$1,355,968 <u>b/</u>		

a/ The prescribed bank balance for October was \$197,022. This consisted of \$128,688 in compensating balances for services, balances for uncollected funds of \$68,803 and a deduction of \$469 for October delayed deposit credit.

b/ Represents the average bank balance in the Interest Bearing Demand Accounts.

**DESIGNATION BY POOLED MONEY INVESTMENT BOARD
OF TREASURY POOLED MONEY INVESTMENTS AND DEPOSITS**

1904

In accordance with sections 16480 through 16480.8 of the Government Code (GC), the Pooled Money Investment Board, at its meeting on October 16, 2024, has determined and designated the amount of money available for deposit and investment as of October 9, 2024, under said sections. In accordance with sections 16480.1 and 16480.2 of the GC, it is the intent that the money available for deposit or investment be deposited in bank accounts and savings and loan associations or invested in securities in such a manner so as to realize the maximum return consistent with safe and prudent treasury management, and the Board does hereby designate the amount of money available for deposit in bank accounts, savings and loan associations, and for investment in securities and the type of such deposits and investments as follows:

1. In accordance with Treasurer's Office policy, for deposit in demand bank accounts as:

a. Compensating Balance for Services 129,000,000

The active noninterest-bearing bank accounts designation constitutes a calendar month average balance. For purposes of computing the compensating balances, the Treasurer shall exclude from the daily balances any amounts contained therein as a result of nondelivery of securities purchased for "cash" for the Pooled Money Investment Account and shall adjust for any deposits not credited by the bank as of the date of deposit. The balances in such accounts may fall below the above amount provided that the balances computed by dividing the sum of daily balances of that calendar month by the number of days in the calendar month reasonably approximates that amount. The balances may exceed this amount during heavy collection periods or in anticipation of large impending warrant presentations to the Treasury, but the balances are to be maintained in such a manner as to realize the maximum return consistent with safe and prudent treasury management.

b. Interest Bearing Accounts for Cash Flow Variability: \$ 1,500,000,000

JP Morgan Chase Bank	\$ 500,000,000
BMO Bank, N.A.	\$ 500,000,000
US Bank	\$ 500,000,000

The interest bearing bank account designation represents targeted balances to be averaged over one month's period to smooth cash flow variability. The balances may fluctuate above and below these amounts as needed to manage cash flow variances and to meet daily liquidity needs. Interest earnings for these accounts will be calculated according to the terms of the agreement between the Treasurer's Office and the account's depository bank, paid monthly and recorded as a deposit into the state's main demand deposit account, and allocated quarterly by the State Controller's Office as directed by GC 16475 and GC 16480.6.

2. In accordance with law, for investment in securities authorized by section 16430, GC, or in term interest-bearing deposits in banks and savings and loan associations as follows:

	From	To	Transactions	In Securities (GC section 16430)	Time Deposits in Various Financial Institutions (GC sections 16503a and 16602)	Estimated Total
(1)	10/14/2024	10/18/2024	\$ (1,138,237,000)	\$ (6,272,737,000)	\$ 5,134,500,000	\$ (1,138,237,000)
(2)	10/21/2024	10/25/2024	\$ (1,330,200,000)	\$ (7,602,937,000)	\$ 5,134,500,000	\$ (2,468,437,000)
(3)	10/28/2024	11/1/2024	\$ (2,148,200,000)	\$ (9,751,137,000)	\$ 5,134,500,000	\$ (4,616,637,000)
(4)	11/4/2024	11/8/2024	\$ (835,700,000)	\$ (10,586,837,000)	\$ 5,134,500,000	\$ (5,452,337,000)
(5)	11/11/2024	11/15/2024	\$ (1,732,300,000)	\$ (12,319,137,000)	\$ 5,134,500,000	\$ (7,184,637,000)
(6)	11/18/2024	11/22/2024	\$ (1,376,800,000)	\$ (13,695,937,000)	\$ 5,134,500,000	\$ (8,561,437,000)
(7)	11/25/2024	11/29/2024	\$ (6,714,700,000)	\$ (20,410,637,000)	\$ 5,134,500,000	\$ (15,276,137,000)
(8)	12/2/2024	12/6/2024	\$ 1,532,000,000	\$ (18,878,637,000)	\$ 5,134,500,000	\$ (13,744,137,000)
(9)	12/9/2024	12/13/2024	\$ (400,100,000)	\$ (19,278,737,000)	\$ 5,134,500,000	\$ (14,144,237,000)
(10)	12/16/2024	12/20/2024	\$ 483,100,000	\$ (18,795,637,000)	\$ 5,134,500,000	\$ (13,661,137,000)

From any of the amounts specifically designated above, not more than 30 percent in the aggregate may be invested in prime commercial paper under section 16430(e), GC.

Additional amounts available in treasury trust account and in the Treasury from time to time, in excess of the amounts and for the same types of investments as specifically designated above.

Provided, that the availability of the amounts shown under paragraph 2 is subject to reduction in the amount by which the bank accounts under paragraph 1 would otherwise be reduced below the calendar month average balance 129,000,000.

Dated: October 16, 2024

POOLED MONEY INVESTMENT BOARD:

Signatures on file at STO

Chair

Member

Member

LOS ANGELES COUNTY TREASURER
 PENDING TRANSACTIONS DETAIL REPORT
 AS OF NOVEMBER 30, 2024
 ATTACHMENT XVIII

Settle Date	Counter Party	Original Transaction ID	Description	Rate	Maturity Date	Price	Par	Principal	Purchased Interest
<u>NTRD - PSI NON-TRADING</u>									
12/04/24	FEDERAL NATIONAL MORTGAGE ASSOCIATION	1418733003	FANNIE MAE 5.230 12/04/31 '25	5.230	12/04/31	100.000	\$50,000,000.00	\$50,000,000.00	\$0.00
12/04/24	FEDERAL NATIONAL MORTGAGE ASSOCIATION	1419309041	FANNIE MAE 5.240 12/04/31 '25	5.240	12/04/31	100.000	50,000,000.00	50,000,000.00	0.00
PSI Non-Trading Total							<u>\$100,000,000.00</u>	<u>\$100,000,000.00</u>	<u>\$0.00</u>
Grand Total							<u>\$100,000,000.00</u>	<u>\$100,000,000.00</u>	<u>\$0.00</u>