



**COUNTY OF LOS ANGELES  
TREASURER AND TAX COLLECTOR**

Kenneth Hahn Hall of Administration  
500 West Temple Street, Room 437  
Los Angeles, California 90012  
Telephone: (213) 974-2101 Fax: (213) 626-1812  
ttc.lacounty.gov and propertytax.lacounty.gov

**ELIZABETH BUENROSTRO GINSBERG**  
TREASURER AND TAX COLLECTOR

Board of Supervisors

**HILDA L. SOLIS**  
First District

**HOLLY J. MITCHELL**  
Second District

**LINDSEY P. HORVATH**  
Third District

**JANICE HAHN**  
Fourth District

**KATHRYN BARGER**  
Fifth District

December 2, 2024

TO: Supervisor Kathryn Barger, Chair  
Supervisor Hilda L. Solis  
Supervisor Holly J. Mitchell  
Supervisor Janice Hahn  
Supervisor Lindsey P. Horvath

FROM: Elizabeth Buenrostro Ginsberg  
Treasurer and Tax Collector

SUBJECT: **REPORT OF INVESTMENTS FOR THE MONTH OF OCTOBER 2024**

The Report of Investments for the month of October 2024 has been compiled pursuant to the California Government Code and the Treasurer and Tax Collector's (TTC) Investment Policy.

All investments made during the month of October 2024 were in accordance with the California Government Code and conform to the TTC's Investment Policy.

The attached Schedules A and B summarize important Treasury Pool information. You will find the complete monthly Report of Investments at the following link:

<https://ttc.lacounty.gov/monthly-reports/>

Should you have any questions, please contact me directly or your staff may contact Ms. Damia J. Johnson, Assistant Treasurer and Tax Collector, of my staff at (213) 974-2139 or [djohnson@ttc.lacounty.gov](mailto:djohnson@ttc.lacounty.gov).

EBG:DJJ:JK:mn

Attachments

c: Chief Executive Officer  
Executive Officer, Board of Supervisors  
Auditor-Controller  
County Counsel

TREASURER AND TAX COLLECTOR  
REPORT OF INVESTMENTS FOR OCTOBER 2024

Detailed information regarding the pooled and specific portfolios, related earnings, and data required to be disclosed pursuant to statute is shown in the following report attachments.

GENERAL PORTFOLIO SCHEDULES

- A - Portfolio Profiles
- A1 - Credit Quality Distribution and Concentration of Credit Risk
- B - Pooled Surplus Earnings Report
- C - Summary Report of Treasurer's Depository Accounts
- D - Treasurer's Activity and Cash Availability for the Next Six-Month Period
- E - Treasurer's Investment Strategy

ATTACHMENTS

- I. Definitions of Securities
  - Detailed descriptions of the major security types invested in by the Treasury
- II. Compliance Report
  - Detailed report of transactions, if any, which deviate from the Treasurer's investment policy
- III. Performance Report
  - Daily portfolio investment balances, and monthly averages
- IV. Earnings on Investments (Accrual Basis) Chart
  - Graphic presentation of net earning rates on pool investments
- V. Net Income for Month
  - Accrual basis net income for month, gross revenue less expenditures

TREASURER AND TAX COLLECTOR  
REPORT OF INVESTMENTS FOR OCTOBER 2024

ATTACHMENTS

- VI. PSI Portfolio Participant Composition
  - Percentage breakdown by participant in the PSI Portfolio
- VII. Composition of PSI Portfolio by Type Chart
  - Graphic presentation of the percentage composition of the pooled portfolio by major security type
- VIII. Investment Transaction Journal
  - Listing of securities purchased, sold and transferred between portfolios during the month
- IX. Comparison of Investment Cost to Market Value
  - Summary comparison of investment amortized cost to market value by security type
- X. Treasurer Position Compared to Market Value Report
  - Inventory listing of portfolio securities showing amortized cost and market value for each investment
- XI. Trustee and Managed Funds
  - Listing of funds and accounts managed by outside trustees
- XII. Schedule of Floating Rate Securities
  - Inventory listing of portfolio securities where the stated interest rate changes between the purchase date and the maturity date
- XIII. Schedule of Bond Anticipation Notes
  - Inventory listing of Bond Anticipation Notes held by the Pooled Surplus Investment portfolio and their current interest rates
- XIV. Inventory Report – Totals Section Security Type Grouping
  - Summary of weighted-average time to maturity by security type

TREASURER AND TAX COLLECTOR  
REPORT OF INVESTMENTS FOR OCTOBER 2024

ATTACHMENTS

XV. Inventory Report – Totals Section Maturity Range Grouping

Summary of the amortized cost value of securities maturing within selected time frames

XVI. Composition of PSI Portfolio by Maturity Chart

Graphic presentation of the percentage composition of the pooled portfolio by selected maturity ranges

XVII. Pooled Money Investment Board Letter – Treasurer State of California

Summary of State Treasurer's Local Agency Investment Fund (LAIF)

XVIII. Pending Transactions Report

Detailed report of transactions with future settlement dates

**POOLED SURPLUS AND SPECIFIC PURPOSE INVESTMENTS  
AS OF OCTOBER 31, 2024**

**SCHEDULE A**

<u>PORTFOLIO PROFILE</u>	<u>Pooled Surplus Investments</u>	<u>Specific Purpose Investments</u>
Inventory Balance at 10/31/24		
At Cost	\$ 54,400,980,537	\$ 469,633,814
At Market	\$ 52,476,227,283	\$ 448,421,064
Repurchase Agreements	\$ -	\$ -
Reverse Repurchase Agreements	\$ -	\$ -
Composition by Security Type:		
Certificates of Deposit	3.68%	0.00%
United States Government and Agency Obligations	69.57%	90.39%
Bankers Acceptances	0.00%	0.00%
Commercial Paper	26.71%	0.00%
Municipal Obligations	0.04%	0.44%
Corporate and Deposit Notes	0.00%	0.00%
Repurchase Agreements	0.00%	0.00%
Asset-Backed	0.00%	0.00%
Other	0.00%	9.17%
1-60 days	31.77%	0.00%
61 days-1 year	29.84%	37.60%
Over 1 year	38.39%	62.40%
Weighted Average Days to Maturity	684	

**POOLED SURPLUS AND SPECIFIC PURPOSE INVESTMENTS  
AS OF OCTOBER 31, 2024**

**SCHEDULE A1**

The following is a summary of the credit quality distribution and concentration of credit risk by investment type as a percentage of each portfolio's cost at October 31, 2024:

<u>PSI</u>	<u>S&amp;P</u>	<u>Moody's</u>	<u>Fitch</u>	<u>% of Portfolio</u>
Commercial Paper	A-1	P-1	F1	26.71%
Municipals:				
Los Angeles County Securities	AAA	Aa1	AA+	0.04%
Negotiable Certificates of Deposit	A-1	P-1	F1	3.68%
U.S. Agency Securities	AA+	Aaa	AAA	51.95%
U.S. Treasury Securities:				
U.S. Treasury Notes	AA+	Aaa	AA+	4.40%
U.S. Treasury Bills	AA+	Aaa	AA+	13.22%
				<u>100.00%</u>
				<u>100.00%</u>
<u>SPI</u>				
Local Agency Investment Fund	Not Rated	Not Rated	Not Rated	9.17%
Los Angeles County Securities	AAA	Aa1	AA+	0.44%
U.S. Agency Securities	AA+	Aaa	AAA	46.29%
U.S. Treasury Securities:				
U.S. Treasury Bills	AA+	Aaa	AA+	44.10%
				<u>100.00%</u>
				<u>100.00%</u>

**POOLED SURPLUS EARNINGS REPORT  
OCTOBER 31, 2024**

**SCHEDULE B**

**TREASURER POOLED SURPLUS  
INVESTMENT PORTFOLIO**

Investment Balance 10/31/24	\$ 54,400,980,537
Market Value at 10/31/24	\$ 52,476,227,283
Average Daily Balance	\$ 52,933,862,589
Gains and Losses:	
For the Month	\$ -
For the Past 12 Months	\$ -
Unrealized Gains and Losses on Transfers between Portfolio for the Month	\$ -
Earnings for the Month	\$ 170,866,081
Earnings for the Past 12 Months	\$ 2,311,430,655
Earnings Rate for the Month	3.78%

**SUMMARY REPORT OF TREASURER'S DEPOSITORY ACCOUNTS**

**AS OF OCTOBER 31, 2024**

**SCHEDULE C**

<u>Bank Name</u>	<u>Balance</u>
Bank of America - Concentration	\$ 72,117,354.13
Bank of Montreal - Concentration	\$ 111,270,184.77 (A)
Citibank - Concentration	\$ 224,688.22
JP Morgan Chase - Concentration	\$ 103,135,019.48 (B)
Wells Fargo - Concentration	\$ -
Total Ledger Balance for all Banks	<u>\$ 286,747,246.60</u>

(A) \$100.00 million of this amount is related to the deposit of funds in an interest-bearing money market savings account, in accordance with the Treasurer's authority under California Government Code

(B) \$100 million of this amount is related to the deposit of funds in an interest-bearing money market savings account, in accordance with the Treasurer's authority under California Government Code Section 53633.



TREASURER'S ACTIVITY FOR OCTOBER 2024  
AND CASH AVAILABILITY  
FOR THE NEXT SIX-MONTH PERIOD

SCHEDULE D

Government Code Section 53646 (b) (3) requires the Treasurer and Tax Collector to include a statement in the investment report, denoting the ability of the Pooled Surplus Investment Fund to meet its disbursement requirements for the next six months.

The Los Angeles County Pooled Surplus Investment Fund consists of funds in its treasury deposited by various entities required to do so by statute, as well as those entities voluntarily depositing monies in accordance with Government Code Section 53684.

The Treasurer and Tax Collector is required to disburse monies placed in the treasury as directed by the Auditor-Controller, except for the making of legal investments, to the extent funds are transferred to one or more clearing funds in accordance with Government Code Section 29808.

The Treasurer and Tax Collector, in his projection of cash availability to disburse funds as directed by the Auditor-Controller, is relying exclusively on historical Pooled Surplus Investment Fund deposits and disbursements and future cash flow projections provided by the depositing entities. No representation is made as to an individual depositor's ability to meet their anticipated expenditures with anticipated revenues.

Summary of Activity for October 2024

Total Deposits	\$	9,020,326,101.05
Total Disbursements	\$	8,002,249,524.30
Discretionary Funds Liquidity Withdrawal Ratio:		
As of October 31, 2024		1.83

Six-Month Cash Availability Projection:

Month	Investment		Disbursements	Cumulative Available Cash
	Maturities	Deposits		
November	\$ 9,403,313,000.00	\$ 7,121,500,000.00	\$ 6,980,500,000.00	\$ 9,544,313,000.00
December	\$ 8,274,395,000.00	\$ 13,557,600,000.00	\$ 8,715,200,000.00	\$ 22,661,108,000.00
January	\$ 8,870,324,000.00	\$ 5,057,000,000.00	\$ 8,843,400,000.00	\$ 27,745,032,000.00
February	\$ 4,645,965,000.00	\$ 4,495,500,000.00	\$ 6,896,500,000.00	\$ 29,989,997,000.00
March	\$ 1,160,000,000.00	\$ 7,061,700,000.00	\$ 7,631,000,000.00	\$ 30,580,697,000.00
April	\$ 625,000,000.00	\$ 12,239,400,000.00	\$ 8,428,500,000.00	\$ 35,016,597,000.00

## TREASURER'S INVESTMENT STRATEGY

### SCHEDULE E

Two portfolios are maintained by the Los Angeles County Treasurer.

The Pooled Surplus Investment (PSI) Portfolio is used to account for all pooled investments. The PSI strategy is to maintain principal and to provide sufficient cash to meet expenditure needs. The cash flow needs of our pool members are monitored daily to ensure that sufficient liquidity is maintained to meet the needs of participants. A review of the PSI Portfolio's cash flow projections at the preparation date of this report indicates that longer average days to maturity may be prudent. On August 30, 2021, the Treasurer increased the average days to maturity target range from between 1 and 3 years to between 1 and 4 years.

In October 2024, the Treasurer placed \$178.16 million in the Bank of Montreal Market Plus Account and \$100 million in JP Morgan Chase Money Market Account in accordance with the Treasurer's authority under California Government Code Section 53633. At month-end, \$100 million remained in the Bank of Montreal Money Market Plus Account and \$100 million in the JP Morgan Chase Money Market Account. These accounts are collateralized in accordance with California Government Code Section 53652. The balances and income are included in the Pool's earnings rate calculations.

The Specific Purpose Investment Portfolio (SPI) is used to account for specific investments requested by various entities to provide for specific needs not available if monies are placed in a pool. The individual investment strategies are targeted for the needs of the requesting entity.

Expected cash flow projections for the next twelve months continue to indicate that sufficient cash is available for participants' estimated needs. We will continue our basic investment philosophy to buy and hold to a designated maturity, high quality fixed income investments.

TREASURER AND TAX COLLECTOR  
REPORT OF INVESTMENTS  
DEFINITIONS OF SECURITIES

AGENCIES – Securities (debentures and notes) issued by Federal agencies, such as Federal Home Loan Banks (FHLB), and Federal Farm Credit Banks (FFCB). Agency Securities are issued on both a discount and coupon basis and have a variety of maturity periods. A few are backed by the full faith and credit of the United States Government, some are guaranteed by the Treasury or supported by the issuing agency's right to borrow from the Treasury, and some lack any formal governmental backing. Government National Mortgage Association (GNMA) and Federal Home Loan Mortgage Corp. (FHLMC) securities are mortgage-backed.

ASSET BACKED SECURITIES – Corporate notes secured by an identifiable pool of assets such as loans, leases, and installment contracts or trade receivables. The interest rate is fixed and paid either on a monthly or semi-annual basis. In some cases, a portion of the principal is also paid monthly.

BANKERS ACCEPTANCES – Negotiable time drafts drawn on foreign or domestic banks to finance the export, import, shipment, and storage of goods. The drafts are sold at a discount and redeemed by the accepting bank at maturity for full face value. Maturities range from one to 270 days.

COLLATERALIZED CERTIFICATES OF DEPOSIT – Non-negotiable instruments evidencing a time deposit made with a bank at a fixed rate of interest for a fixed period, secured by collateral such as United States Government securities or mortgages.

COMMERCIAL PAPER – Promissory notes with a maturity of one to 270 days issued in the open market by various economic entities to finance certain short-term credit needs. Notes are issued on a discount or interest-bearing basis.

CORPORATE NOTES – Unsecured, registered debt securities issued by corporations operating within the United States at fixed or variable rates of interest for a fixed period. Interest for floating rate corporate notes is payable periodically at a rate which is adjusted monthly according to a predetermined formula. Fixed rate corporate notes pay interest semi-annually.

GOVERNMENTS – Negotiable United States Treasury securities such as Treasury bills, notes and bonds. Treasury bills are issued on a discount basis in 1-month, 3-month, 6-month, and 52-week maturities. Treasury notes and bonds are coupon issues, with one to ten year and ten to thirty year maturities, respectively. Treasury securities are guaranteed as to principal and interest by the United States Government.

FORWARD CONTRACTS – Customized contracts traded in the Over The Counter Market where the holder of the contract is obligated to buy or sell a specific amount of an underlying asset at a specific price on a specific future date.

FUTURE CONTRACTS – Standardized contracts traded on recognized exchanges where the holder of the contract is obligated to buy or sell a specific amount of an underlying asset at a specific price on a specific future date.

INTEREST RATE SWAP AGREEMENT – Contractual agreement in which two parties agree to exchange interest payment streams for a specific term. There is no exchange of principal, but a “notional amount” is established to serve as the basis for calculating the interest payment.

LOCAL AGENCY INVESTMENT FUND – Shares of beneficial interest issued by the State of California pursuant to Government Code Section 16429.1.

MONEY MARKET FUND – Shares of beneficial interest issued by diversified management companies registered with the Securities and Exchange Commission in accordance with Section 270, 2a-7 of Title 17 of the Code of Federal Regulation.

MUNICIPALS – Debt securities issued by state and local governments and their agencies, usually in the form of bonds, notes and certificates of participation. These securities may be short or long-term, and normally coupon issues are secured in some manner by the borrower.

NEGOTIABLE CERTIFICATES OF DEPOSIT – Negotiable instruments evidencing a time deposit made with a commercial bank or thrift institution at a fixed rate of interest for a fixed period. Term certificates of deposits (CDs) are issued with maturities in excess of one year, and normally pay interest semi-annually. Eurodollar CDs are dollar-denominated CDs issued by foreign (mainly London) branches of major American and foreign commercial banks. Yankee CDs are dollar-denominated CDs issued by foreign commercial banks domiciled in the United States.

OPTION CONTRACTS – Contracts traded in either the Over the Counter Market or recognized exchanges where the purchaser has the right but not the obligation to buy or sell a specific amount of an underlying asset at a specific price within a specific time period.

PROMISSORY NOTE – An unsecured promise to pay between two entities. Notes are on a discount or interest-bearing basis.

REVERSE REPURCHASE AGREEMENTS – A reverse repurchase agreement consists of two simultaneous transactions. One is the sale of securities by the County to a bank or dealer. The other is the commitment by the County to repurchase the securities at the same price at a mutually agreed upon date. The County invests the cash proceeds

of the “sale” in other securities. The term of the reverse repurchase agreements may not exceed one year. The securities “sold” are typically treasury issues.

REPURCHASE AGREEMENTS – A repurchase agreement consists of two simultaneous transactions. One is the purchase of securities by the County from a bank or dealer. The other is the commitment by the County to sell the securities back at an agreed upon date and price. The term of the repurchase agreements may not exceed thirty days. The securities “purchased” are typically treasury issues.

SECURITIES LENDING AGREEMENTS – Agreements under which the County agrees to transfer securities to a borrower who, in turn agrees to provide collateral to the County. During the term of the agreement, both the securities and the collateral are held by a third party. At the conclusion of the agreement, the securities are transferred back to the County in return for the collateral.

SUPRANATIONALS – United States dollar denominated senior unsecured unsubordinated obligations issued or unconditionally guaranteed by any of the supranational institutions identified in Government Code Section 53601(Q) which are eligible for purchase and sale within the United States.

TRUST INVESTMENTS – Shares of beneficial interest issued by a joint powers authority organized pursuant to Government Code Section 6509.7 that invests in securities and obligations authorized in Section 53601 (a) to (o) of the Government Code.

TREASURER AND TAX COLLECTOR  
REPORT OF INVESTMENT TRANSACTIONS FOR OCTOBER 2024  
COMPLIANCE REPORT

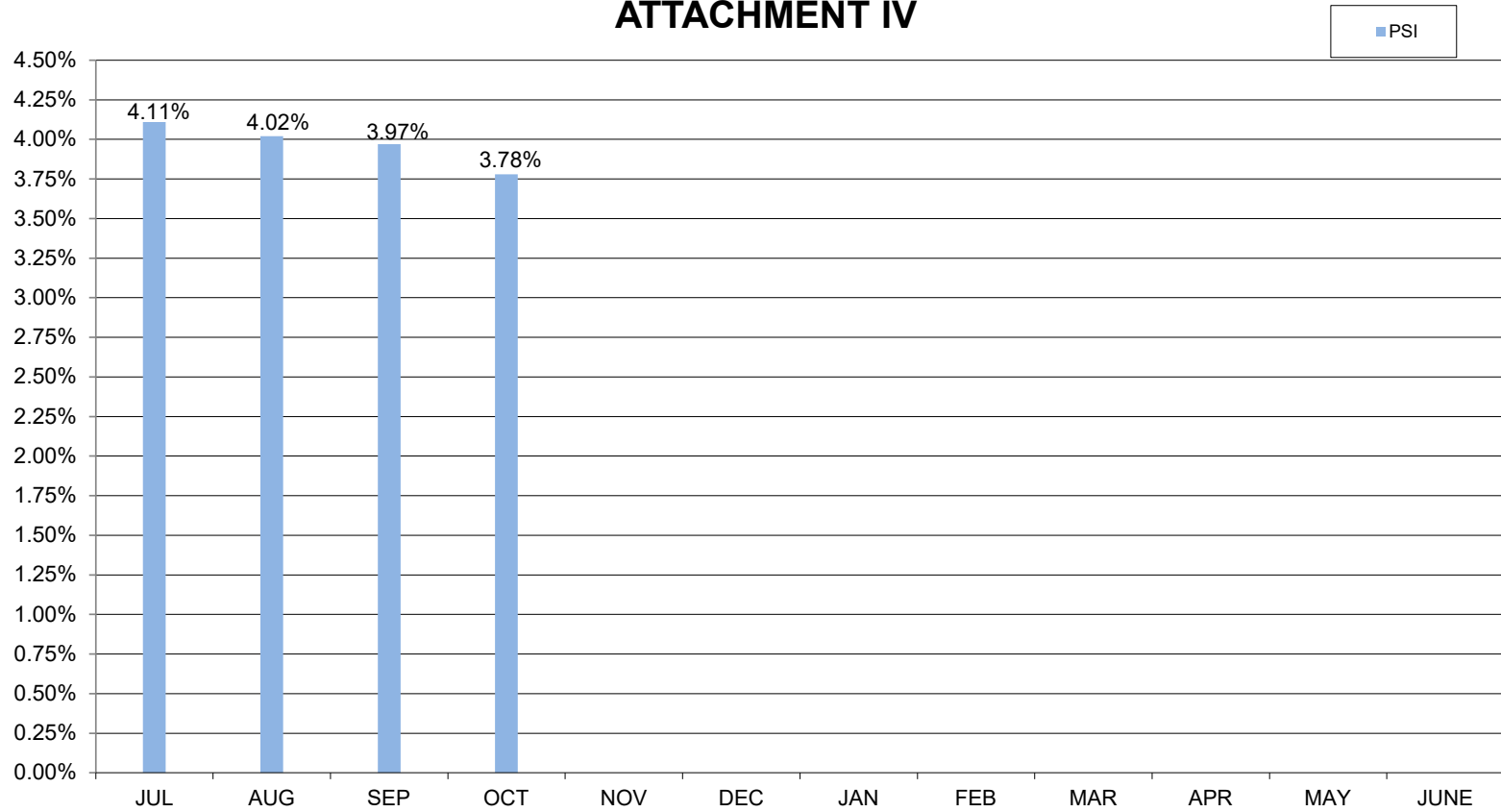
Portfolio Securities Not in Accordance with Treasurer Policy  
For the Month of October 2024

No exceptions noted.

LOS ANGELES COUNTY TREASURER  
 PERFORMANCE REPORT  
 PORTFOLIO COST  
 THROUGH OCTOBER 31, 2024  
 ATTACHMENT III

DAY	POOLED SURPLUS INVESTMENTS		SPECIFIC PURPOSE INVESTMENTS	
		TOTAL COST		TOTAL COST
10/01/2024	\$	52,633,660,704.97	\$	469,064,854.17
10/02/2024		52,542,490,891.91		469,091,696.62
10/03/2024		52,346,224,793.66		469,118,539.05
10/04/2024		51,768,015,023.86		469,145,381.49
10/05/2024		51,771,492,947.27		469,172,223.92
10/06/2024		51,774,970,870.67		469,199,066.33
10/07/2024		51,422,521,619.54		469,225,908.78
10/08/2024		52,564,361,609.24		469,252,751.21
10/09/2024		52,587,916,965.89		469,279,593.67
10/10/2024		52,487,770,901.75		469,306,436.10
10/11/2024		52,794,153,327.40		469,333,278.54
10/12/2024		52,797,722,261.41		469,360,120.97
10/13/2024		52,801,291,195.43		469,386,963.41
10/14/2024		52,804,860,129.44		469,413,805.84
10/15/2024		52,926,556,890.47		469,954,334.61
10/16/2024		52,963,119,926.80		469,981,177.06
10/17/2024		53,015,788,023.45		470,008,019.48
10/18/2024		53,054,558,015.11		470,034,861.94
10/19/2024		53,058,125,395.08		470,061,704.37
10/20/2024		53,061,692,775.05		470,088,546.82
10/21/2024		53,048,989,587.20		470,115,389.24
10/22/2024		53,293,978,610.46		470,142,231.67
10/23/2024		53,185,038,672.70		470,169,074.11
10/24/2024		53,105,120,063.96		469,445,916.53
10/25/2024		53,190,851,225.67		469,472,758.98
10/26/2024		53,194,425,406.83		469,499,601.41
10/27/2024		53,197,999,587.99		469,526,443.87
10/28/2024		53,349,614,642.32		469,553,286.29
10/29/2024		55,088,897,845.61		469,580,128.74
10/30/2024		54,716,549,825.06		469,606,971.16
10/31/2024		54,400,980,536.92		469,633,813.60
	<b>\$</b>	<b>52,933,862,589.46</b>	<b>\$</b>	<b>469,555,641.29</b>

**LOS ANGELES COUNTY TREASURER  
EARNINGS RATE ON INVESTMENTS  
FISCAL YEAR 2024-25  
ATTACHMENT IV**





**LOS ANGELES COUNTY TREASURER  
NET INCOME FOR THE MONTH-ENDED OCTOBER 31, 2024 (ACCRUAL BASIS)  
ATTACHMENT V**

	<b>POOLED SURPLUS INVESTMENT TRADING/NON-TRADING</b>	<b>SPECIFIC PURPOSE INVESTMENT</b>
Revenues:		
Interest Earnings	\$ 59,742,269	\$ 777,412
Gains (Losses) on Sales/Calls of Non-Trading Securities	-	-
Gains (Losses) on Sales of Trading Securities	-	
Amortization/Accretion	111,123,812	832,116
Total Revenues	<u>\$ 170,866,081</u>	<u>\$ 1,609,528</u>
Expenses:		
Interest Expense	-	-
*Investment Management Fee	-	18,774
	<u>\$ -</u>	<u>\$ 18,774</u>
NET INCOME	<u>\$ 170,866,081</u>	<u>\$ 1,590,754</u>

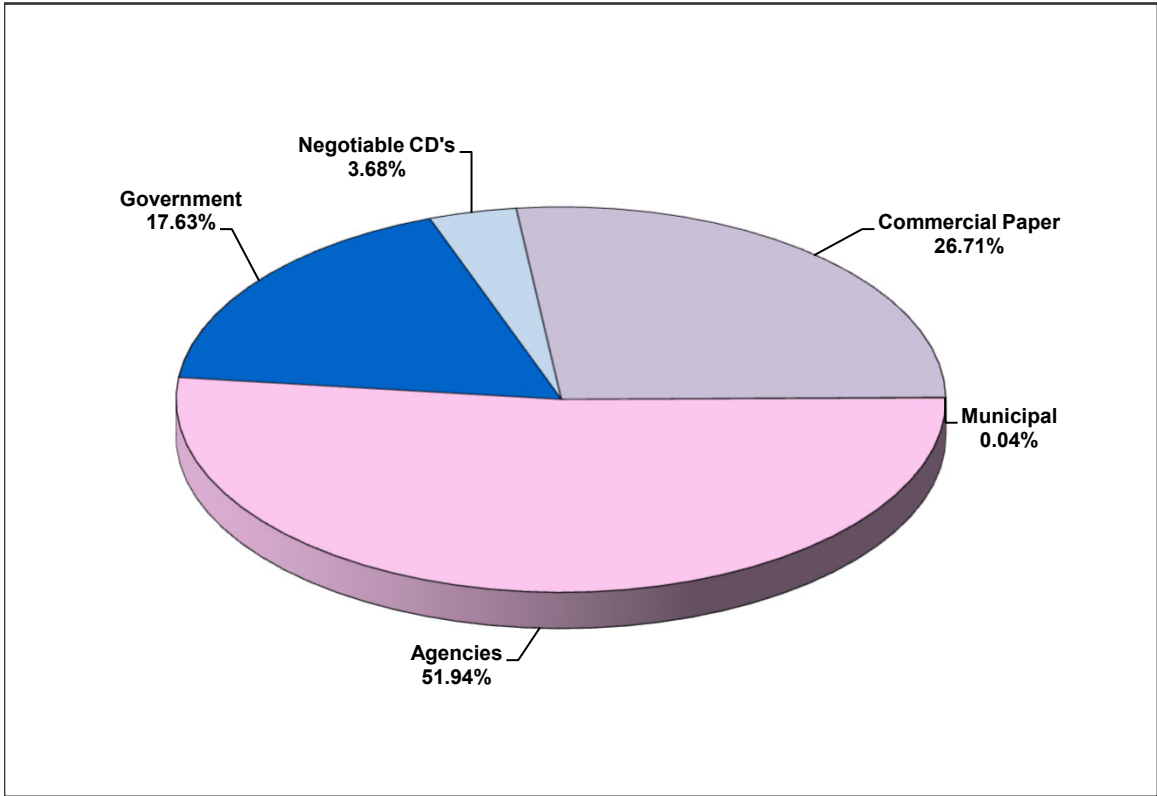
\*Estimated and later adjusted.









**LOS ANGELES COUNTY TREASURER**  
**PSI COMPOSITION**  
**OCTOBER 31, 2024**  
**ATTACHMENT VI**

**PSI PORTFOLIO PARTICIPATION COMPOSITION**

<u>Entity</u>	<u>Non-Discretionary</u>	<u>Discretionary</u>
Consolidated School Districts	53.28%	
Los Angeles County and Related Entities	39.26%	
Consolidated Sanitation Districts		2.12%
Metropolitan Transportation Authority		1.84%
Miscellaneous Agencies Pooled Investments		0.81%
South Coast Air Quality Management District		2.55%
Miscellaneous		0.01%
Subtotal	92.54%	7.33%
County Bond Proceeds and Repayment Funds		0.13%
<b>Grand Total</b>	<b>92.54%</b>	<b>7.46%</b>

**LOS ANGELES COUNTY TREASURER  
COMPOSITION OF PSI PORTFOLIO BY SECURITY TYPE  
AS OF OCTOBER 2024  
ATTACHMENT VII**



	<u>In Thousands</u>
 Negotiable CD's	2,000,000
 Corp & Deposit Notes	-
 Bankers Acceptance	-
 Commercial Paper	14,533,402
 Municipal	20,283
 Agencies	28,259,034
 Other	-
 Government	<u>9,588,262</u>
Total	<u><u>\$ 54,400,981</u></u>

*Investment Composition Is In Compliance With The Los Angeles County Treasurer's Investment Policy.*

LOS ANGELES COUNTY TREASURER  
 INVESTMENT TRANSACTIONS JOURNAL  
 PURCHASE DETAIL REPORT  
 GROUP: POOLED SURPLUS INVESTMENTS  
 FOR THE PERIOD: OCTOBER 1, 2024 TO OCTOBER 31, 2024  
 ATTACHMENT VIII

Account	Original Trs ID	Description	Settle Date	Maturity Date	Rate	PAR	Principal	Accr Interest	Broker/Dealer
NTRD	1373351812	FED FARM CR BNKS 4.900 04/01/31 '25	10/01/2024	04/01/2031	4.90000	50,000,000.00	50,000,000.00	0.00	BLAYLOCK VAN, LLC
NTRD	1377029577	FHLBANKS D NOTE 01/02/25	10/02/2024	01/02/2025	4.49300	50,000,000.00	49,425,894.44	0.00	PIPER SANDLER COMPANIES
NTRD	1377029578	FHLBANKS D NOTE 01/02/25	10/03/2024	01/02/2025	4.49300	50,000,000.00	49,432,134.72	0.00	MIZUHO SECURITIES USA LLC
NTRD	1377030883	FHLBANKS D NOTE 01/02/25	10/03/2024	01/02/2025	4.49300	50,000,000.00	49,432,134.72	0.00	MIZUHO SECURITIES USA LLC
NTRD	1377030885	FHLBANKS 4.700 10/10/31 '25	10/10/2024	10/10/2031	4.70000	33,150,000.00	33,150,000.00	0.00	PIPER SANDLER COMPANIES
NTRD	1377030886	FHLBANKS D NOTE 01/02/25	10/02/2024	01/02/2025	4.49300	50,000,000.00	49,425,894.44	0.00	PIPER SANDLER COMPANIES
NTRD	1379063891	FHLBANKS D NOTE 12/30/24	10/02/2024	12/30/2024	4.52500	50,000,000.00	49,440,659.72	0.00	RAYMOND, JAMES & ASSOC.INC
NTRD	1379075488	FREDDIE MAC D NOTE 10/30/24 MATD	10/02/2024	10/30/2024	4.72000	49,976,000.00	49,792,532.55	0.00	MISCHLER FINANCIAL GROUP INC.
NTRD	1381175152	FREDDIE MAC D NOTE 01/08/25	10/04/2024	01/08/2025	4.51000	50,000,000.00	49,398,666.67	0.00	GREAT PACIFIC SECURITIES
NTRD	1381175153	FREDDIE MAC D NOTE 01/08/25	10/08/2024	01/08/2025	4.51000	50,000,000.00	49,423,722.22	0.00	DAIWA CAPITAL MARKETS AMERICA INC.
NTRD	1381175156	FREDDIE MAC D NOTE 01/08/25	10/08/2024	01/08/2025	4.51000	50,000,000.00	49,423,722.22	0.00	DAIWA CAPITAL MARKETS AMERICA INC.
NTRD	1381190716	FANNIE MAE 4.640 10/08/31 '25	10/08/2024	10/08/2031	4.64000	50,000,000.00	50,000,000.00	0.00	RAYMOND, JAMES & ASSOC.INC
NTRD	1382119138	FED FARM CR BNKS 4.900 10/15/31 '25	10/15/2024	10/15/2031	4.90000	50,000,000.00	50,000,000.00	0.00	FHN FINANCIAL CAPITAL MARKETS
NTRD	1382826474	FREDDIE MAC D NOTE 01/17/25	10/08/2024	01/17/2025	4.53000	50,000,000.00	49,364,541.67	0.00	MISCHLER FINANCIAL GROUP INC.
NTRD	1382826475	FREDDIE MAC D NOTE 01/17/25	10/08/2024	01/17/2025	4.53000	50,000,000.00	49,364,541.67	0.00	MISCHLER FINANCIAL GROUP INC.
NTRD	1382826482	FHLBANKS D NOTE 01/08/25	10/09/2024	01/08/2025	4.54900	50,000,000.00	49,425,056.94	0.00	BANCROFT CAPITAL, LLC
NTRD	1382826488	FHLBANKS D NOTE 01/08/25	10/09/2024	01/08/2025	4.54900	50,000,000.00	49,425,056.94	0.00	PIPER SANDLER COMPANIES
NTRD	1382826491	FHLBANKS D NOTE 12/20/24	10/08/2024	12/20/2024	4.56000	50,000,000.00	49,537,666.67	0.00	GREAT PACIFIC SECURITIES
NTRD	1383459826	FREDDIE MAC D NOTE 01/15/25	10/10/2024	01/15/2025	4.50000	50,000,000.00	49,393,750.00	0.00	FHN FINANCIAL CAPITAL MARKETS
NTRD	1383459827	FREDDIE MAC D NOTE 01/15/25	10/10/2024	01/15/2025	4.50000	50,000,000.00	49,393,750.00	0.00	FHN FINANCIAL CAPITAL MARKETS
NTRD	1383459832	FHLBANKS D NOTE 12/16/24	10/09/2024	12/16/2024	4.56000	29,955,000.00	29,696,987.60	0.00	US BANCORP ADVISORS
NTRD	1384304629	FHLBANKS D NOTE 01/10/25	10/11/2024	01/10/2025	4.53000	33,000,000.00	32,622,122.50	0.00	PIPER SANDLER COMPANIES
NTRD	1384304635	FREDDIE MAC D NOTE 01/10/25	10/10/2024	01/10/2025	4.54000	25,000,000.00	24,709,944.44	0.00	DAIWA CAPITAL MARKETS AMERICA INC.
NTRD	1384304636	FHLBANKS D NOTE 01/08/25	10/11/2024	01/08/2025	4.53000	25,000,000.00	24,720,020.83	0.00	PIPER SANDLER COMPANIES
NTRD	1384304638	FREDDIE MAC D NOTE 01/10/25	10/10/2024	01/10/2025	4.54000	50,000,000.00	49,419,888.89	0.00	DAIWA CAPITAL MARKETS AMERICA INC.
NTRD	1384934154	FHLBANKS D NOTE 12/20/24	10/11/2024	12/20/2024	4.54000	50,000,000.00	49,558,611.11	0.00	CANTOR FITZGERALD & CO.
NTRD	1384934156	FREDDIE MAC D NOTE 01/14/25	10/11/2024	01/14/2025	4.49000	50,000,000.00	49,407,569.44	0.00	RAYMOND, JAMES & ASSOC.INC
NTRD	1384934159	FANNIE MAE D NOTE 12/20/24	10/11/2024	12/20/2024	4.57000	50,000,000.00	49,555,694.44	0.00	KEYBANC CAPITAL MARKETS INC.
NTRD	1384934160	FHLBANKS D NOTE 12/20/24	10/11/2024	12/20/2024	4.54000	50,000,000.00	49,558,611.11	0.00	CANTOR FITZGERALD & CO.
NTRD	1384934163	FANNIE MAE D NOTE 12/20/24	10/11/2024	12/20/2024	4.57000	50,000,000.00	49,555,694.44	0.00	KEYBANC CAPITAL MARKETS INC.
NTRD	1384934164	FREDDIE MAC D NOTE 01/14/25	10/11/2024	01/14/2025	4.49000	50,000,000.00	49,407,569.44	0.00	RAYMOND, JAMES & ASSOC.INC
NTRD	1386753176	FED FARM CR BNKS 4.900 10/15/31 '25	10/15/2024	10/15/2031	4.90000	30,101,000.00	30,101,000.00	0.00	PIPER SANDLER COMPANIES
NTRD	1386753177	FHLBANKS D NOTE 10/25/24 MATD	10/15/2024	10/25/2024	4.70000	50,000,000.00	49,934,722.22	0.00	MISCHLER FINANCIAL GROUP INC.
NTRD	1386753181	FED FARM CR BNKS D NOTE 12/19/24	10/15/2024	12/19/2024	4.58000	50,000,000.00	49,586,527.78	0.00	FHN FINANCIAL CAPITAL MARKETS
NTRD	1386753183	FREDDIE MAC D NOTE 01/17/25	10/15/2024	01/17/2025	4.49000	50,000,000.00	49,413,805.56	0.00	WELLS FARGO
NTRD	1386753185	FREDDIE MAC D NOTE 01/17/25	10/15/2024	01/17/2025	4.49000	50,000,000.00	49,413,805.56	0.00	WELLS FARGO
NTRD	1386753186	FED FARM CR BNKS D NOTE 12/19/24	10/15/2024	12/19/2024	4.58000	50,000,000.00	49,586,527.78	0.00	FHN FINANCIAL CAPITAL MARKETS
NTRD	1386753188	FHLBANKS D NOTE 01/15/25	10/16/2024	01/15/2025	4.52700	50,000,000.00	49,427,837.50	0.00	BANCROFT CAPITAL, LLC
NTRD	1386753193	FHLBANKS D NOTE 01/15/25	10/16/2024	01/15/2025	4.52700	50,000,000.00	49,427,837.50	0.00	BANCROFT CAPITAL, LLC
NTRD	1386753194	FHLBANKS D NOTE 10/25/24 MATD	10/15/2024	10/25/2024	4.70000	50,000,000.00	49,934,722.22	0.00	MISCHLER FINANCIAL GROUP INC.
NTRD	1388880330	FHLBANKS D NOTE 01/21/25	10/16/2024	01/21/2025	4.51000	50,000,000.00	49,392,402.78	0.00	MISCHLER FINANCIAL GROUP INC.
NTRD	1389592061	FHLBANKS D NOTE 01/17/25	10/18/2024	01/17/2025	4.52700	50,000,000.00	49,427,837.50	0.00	MIZUHO SECURITIES USA LLC
NTRD	1390502358	FHLBANKS D NOTE 01/06/25	10/18/2024	01/06/2025	4.48500	50,000,000.00	49,501,666.67	0.00	BANCROFT CAPITAL, LLC
NTRD	1390502361	FHLBANKS D NOTE 12/18/24	10/18/2024	12/18/2024	4.54000	50,000,000.00	49,615,361.11	0.00	RAYMOND, JAMES & ASSOC.INC
NTRD	1390502364	FHLBANKS D NOTE 12/18/24	10/18/2024	12/18/2024	4.54000	17,154,000.00	17,022,038.09	0.00	RAYMOND, JAMES & ASSOC.INC
NTRD	1392035375	FHLBANKS D NOTE 12/16/24	10/21/2024	12/16/2024	4.60000	40,546,000.00	40,255,870.84	0.00	MISCHLER FINANCIAL GROUP INC.
NTRD	1392036425	FANNIE MAE D NOTE 01/03/25	10/22/2024	01/03/2025	4.51000	50,000,000.00	49,542,736.11	0.00	FHN FINANCIAL CAPITAL MARKETS
NTRD	1392036427	FANNIE MAE D NOTE 01/03/25	10/22/2024	01/03/2025	4.51000	50,000,000.00	49,542,736.11	0.00	FHN FINANCIAL CAPITAL MARKETS
NTRD	1393456847	FHLBANKS D NOTE 01/14/25	10/22/2024	01/14/2025	4.51000	50,000,000.00	49,473,833.33	0.00	MISCHLER FINANCIAL GROUP INC.
NTRD	1393456848	FREDDIE MAC D NOTE 01/17/25	10/22/2024	01/17/2025	4.48500	50,000,000.00	49,458,062.50	0.00	WELLS FARGO
NTRD	1393456849	FHLBANKS D NOTE 01/22/25	10/23/2024	01/22/2025	4.51900	50,000,000.00	49,428,848.61	0.00	PIPER SANDLER COMPANIES
NTRD	1393456859	FED FARM CR BNKS 4.900 10/28/31 '25	10/28/2024	10/28/2031	4.90000	50,000,000.00	50,000,000.00	0.00	PIPER SANDLER COMPANIES
NTRD	1393456860	FREDDIE MAC D NOTE 01/17/25	10/22/2024	01/17/2025	4.48500	50,000,000.00	49,458,062.50	0.00	WELLS FARGO
NTRD	1394331774	FHLBANKS D NOTE 12/30/24	10/23/2024	12/30/2024	4.59000	50,000,000.00	49,566,500.00	0.00	RAYMOND, JAMES & ASSOC.INC
NTRD	1394331776	FREDDIE MAC D NOTE 01/07/25	10/23/2024	01/07/2025	4.51000	50,000,000.00	49,523,944.44	0.00	BANCROFT CAPITAL, LLC
NTRD	1395208184	FED FARM CR BNKS D NOTE 01/17/25	10/24/2024	01/17/2025	4.48000	50,000,000.00	49,471,111.11	0.00	FHN FINANCIAL CAPITAL MARKETS
NTRD	1395208188	FHLBANKS D NOTE 12/20/24	10/28/2024	12/20/2024	4.59300	50,000,000.00	49,661,904.17	0.00	PIPER SANDLER COMPANIES
NTRD	1395208191	FHLBANKS D NOTE 12/20/24	10/28/2024	12/20/2024	4.59300	50,000,000.00	49,661,904.17	0.00	PIPER SANDLER COMPANIES

LOS ANGELES COUNTY TREASURER  
INVESTMENT TRANSACTIONS JOURNAL  
PURCHASE DETAIL REPORT  
GROUP: POOLED SURPLUS INVESTMENTS  
FOR THE PERIOD: OCTOBER 1, 2024 TO OCTOBER 31, 2024  
ATTACHMENT VIII

Account	Original Trs ID	Description	Settle Date	Maturity Date	Rate	PAR	Principal	Accr Interest	Broker/Dealer
NTRD	1395208192	FED FARM CR BNKS D NOTE 01/17/25	10/24/2024	01/17/2025	4.48000	50,000,000.00	49,471,111.11	0.00	FHN FINANCIAL CAPITAL MARKETS
NTRD	1395208193	FHLBANKS D NOTE 01/24/25	10/25/2024	01/24/2025	4.50200	50,000,000.00	49,430,997.22	0.00	BANCROFT CAPITAL, LLC
NTRD	1395208194	FHLBANKS D NOTE 12/20/24	10/25/2024	12/20/2024	4.60800	50,000,000.00	49,641,600.00	0.00	MIZUHO SECURITIES USA LLC
NTRD	1395944660	FHLBANKS D NOTE 01/17/25	10/25/2024	01/17/2025	4.50000	50,000,000.00	49,475,000.00	0.00	BANCROFT CAPITAL, LLC
NTRD	1395944667	FHLBANKS D NOTE 01/17/25	10/25/2024	01/17/2025	4.50000	50,000,000.00	49,475,000.00	0.00	BANCROFT CAPITAL, LLC
NTRD	1395948316	FED FARM CR BNKS D NOTE 01/30/25	10/28/2024	01/30/2025	4.46000	50,000,000.00	49,417,722.22	0.00	FHN FINANCIAL CAPITAL MARKETS
NTRD	1395948320	FED FARM CR BNKS D NOTE 01/30/25	10/28/2024	01/30/2025	4.46000	50,000,000.00	49,417,722.22	0.00	FHN FINANCIAL CAPITAL MARKETS
NTRD	1397753138	FHLBANKS D NOTE 12/30/24	10/28/2024	12/30/2024	4.52000	50,000,000.00	49,604,500.00	0.00	DAIWA CAPITAL MARKETS AMERICA INC.
NTRD	1397753140	FHLBANKS D NOTE 12/30/24	10/28/2024	12/30/2024	4.52000	50,000,000.00	49,604,500.00	0.00	DAIWA CAPITAL MARKETS AMERICA INC.
NTRD	1397753142	FHLBANKS D NOTE 12/16/24	10/28/2024	12/16/2024	4.56000	33,388,000.00	33,180,771.81	0.00	MISCHLER FINANCIAL GROUP INC.
NTRD	1397753143	FREDDIE MAC D NOTE 01/15/25	10/28/2024	01/15/2025	4.49000	50,000,000.00	49,507,347.22	0.00	KEYBANC CAPITAL MARKETS INC.
NTRD	1397753144	FREDDIE MAC D NOTE 01/15/25	10/28/2024	01/15/2025	4.49000	50,000,000.00	49,507,347.22	0.00	KEYBANC CAPITAL MARKETS INC.
NTRD	1399641474	FHLBANKS D NOTE 12/17/24	10/29/2024	12/17/2024	4.55000	50,000,000.00	49,690,347.22	0.00	GREAT PACIFIC SECURITIES
NTRD	1399641479	FHLBANKS D NOTE 12/30/24	10/29/2024	12/30/2024	4.47000	50,000,000.00	49,615,083.33	0.00	MISCHLER FINANCIAL GROUP INC.
NTRD	1399641483	FHLBANKS D NOTE 12/30/24	10/29/2024	12/30/2024	4.47000	50,000,000.00	49,615,083.33	0.00	MISCHLER FINANCIAL GROUP INC.
NTRD	1399641488	FHLBANKS D NOTE 12/26/24	10/30/2024	12/26/2024	4.59700	50,000,000.00	49,636,070.83	0.00	BANCROFT CAPITAL, LLC
NTRD	1399641489	FHLBANKS D NOTE 12/26/24	10/30/2024	12/26/2024	4.59700	50,000,000.00	49,636,070.83	0.00	SIEBERT WILLIAMS SHANK CO. & LLC
NTRD	1399641494	FANNIE MAE D NOTE 01/03/25	10/29/2024	01/03/2025	4.51000	50,000,000.00	49,586,583.33	0.00	FHN FINANCIAL CAPITAL MARKETS
NTRD	1399641498	FANNIE MAE D NOTE 01/03/25	10/29/2024	01/03/2025	4.51000	50,000,000.00	49,586,583.33	0.00	FHN FINANCIAL CAPITAL MARKETS
NTRD	1399641503	FHLBANKS D NOTE 12/17/24	10/29/2024	12/17/2024	4.55000	50,000,000.00	49,690,347.22	0.00	GREAT PACIFIC SECURITIES
NTRD	1400330573	FHLBANKS D NOTE 12/30/24	10/30/2024	12/30/2024	4.46500	32,557,000.00	32,310,683.69	0.00	MISCHLER FINANCIAL GROUP INC.
<b>AGENCIES TOTAL</b>						<b>3,749,827,000.00</b>	<b>3,716,394,518.12</b>	<b>0.00</b>	
NTRD	1377029579	SVNSKA HNDLSB NY 4.650 01/03/25	10/01/2024	01/03/2025	4.65000	50,000,000.00	50,000,000.00	0.00	TULLETT PREBON FINANCIAL SVCS LLC
NTRD	1381175158	ANZ BANK 4.460 03/05/25	10/04/2024	03/05/2025	4.46000	50,000,000.00	50,000,000.00	0.00	TULLETT PREBON FINANCIAL SVCS LLC
NTRD	1382826477	NORDEA BK NY 4.580 02/07/25	10/08/2024	02/07/2025	4.58000	50,000,000.00	50,000,000.00	0.00	TULLETT PREBON FINANCIAL SVCS LLC
NTRD	1383459820	DNB NEW YORK 4.750 12/13/24	10/09/2024	12/13/2024	4.75000	50,000,000.00	50,000,000.00	0.00	TULLETT PREBON FINANCIAL SVCS LLC
NTRD	1384318077	SG NEW YORK 4.660 02/03/25	10/11/2024	02/03/2025	4.66000	50,000,000.00	50,000,000.00	0.00	TULLETT PREBON FINANCIAL SVCS LLC
NTRD	1384318078	SG NEW YORK 4.660 02/03/25	10/11/2024	02/03/2025	4.66000	50,000,000.00	50,000,000.00	0.00	TULLETT PREBON FINANCIAL SVCS LLC
NTRD	1389592062	DNB NEW YORK 4.690 12/30/24	10/17/2024	12/30/2024	4.69000	50,000,000.00	50,000,000.00	0.00	TULLETT PREBON FINANCIAL SVCS LLC
NTRD	1392036426	DNB NEW YORK 4.690 12/30/24	10/21/2024	12/30/2024	4.69000	50,000,000.00	50,000,000.00	0.00	TULLETT PREBON FINANCIAL SVCS LLC
NTRD	1395212758	SVNSKA HNDLSB NY 4.610 01/30/25	10/28/2024	01/30/2025	4.61000	50,000,000.00	50,000,000.00	0.00	TULLETT PREBON FINANCIAL SVCS LLC
NTRD	1395948318	TORONTO DOM NY 4.610 04/23/25	10/28/2024	04/23/2025	4.61000	50,000,000.00	50,000,000.00	0.00	TULLETT PREBON FINANCIAL SVCS LLC
NTRD	1395948319	TORONTO DOM NY 4.610 04/23/25	10/28/2024	04/23/2025	4.61000	50,000,000.00	50,000,000.00	0.00	TULLETT PREBON FINANCIAL SVCS LLC
NTRD	1397758858	ANZ BANK 4.460 03/21/25	10/29/2024	03/21/2025	4.46000	50,000,000.00	50,000,000.00	0.00	TULLETT PREBON FINANCIAL SVCS LLC
NTRD	1397758859	ANZ BANK 4.460 03/21/25	10/29/2024	03/21/2025	4.46000	50,000,000.00	50,000,000.00	0.00	TULLETT PREBON FINANCIAL SVCS LLC
<b>CDS TOTAL</b>						<b>650,000,000.00</b>	<b>650,000,000.00</b>	<b>0.00</b>	
NTRD	1377029574	ATLANTIC AST SEC 12/23/24	10/01/2024	12/23/2024	4.65000	50,000,000.00	49,463,958.33	0.00	GREAT PACIFIC SECURITIES
NTRD	1377029581	JUPITER SECU 11/18/24	10/01/2024	11/18/2024	4.82000	50,000,000.00	49,678,666.67	0.00	LOOP CAPITAL MARKETS, LLC
NTRD	1377029583	OLD LINE FDG 01/30/25	10/03/2024	01/30/2025	4.53000	50,000,000.00	49,251,291.67	0.00	RBC CAPITAL MARKETS, LLC
NTRD	1379080896	PFIZER 01/10/25	10/02/2024	01/10/2025	4.62000	50,000,000.00	49,358,333.33	0.00	MIZUHO SECURITIES USA LLC
NTRD	1379080897	PFIZER 01/10/25	10/02/2024	01/10/2025	4.62000	15,000,000.00	14,807,500.00	0.00	MIZUHO SECURITIES USA LLC
NTRD	1379080898	CIBC 11/01/24 MATD	10/02/2024	11/01/2024	4.84000	50,000,000.00	49,798,333.33	0.00	J.P. MORGAN SECURITIES LLC
NTRD	1380183554	ATLANTIC AST SEC 01/17/25	10/03/2024	01/17/2025	4.57000	35,000,000.00	34,529,036.11	0.00	LOOP CAPITAL MARKETS, LLC
NTRD	1380183555	OLD LINE FDG 01/15/25	10/04/2024	01/15/2025	4.58000	50,000,000.00	49,344,805.56	0.00	J.P. MORGAN SECURITIES LLC
NTRD	1380183556	THUNDER BAY FDG 01/15/25	10/03/2024	01/15/2025	4.58000	25,000,000.00	24,669,222.22	0.00	J.P. MORGAN SECURITIES LLC
NTRD	1380183558	CREDIT AGRY NY 12/04/24	10/03/2024	12/04/2024	4.67000	50,000,000.00	49,597,861.11	0.00	GREAT PACIFIC SECURITIES
NTRD	1380183559	THUNDER BAY FDG 01/15/25	10/03/2024	01/15/2025	4.58000	50,000,000.00	49,338,444.44	0.00	J.P. MORGAN SECURITIES LLC
NTRD	1380183560	ATLANTIC AST SEC 01/17/25	10/03/2024	01/17/2025	4.57000	50,000,000.00	49,327,194.44	0.00	LOOP CAPITAL MARKETS, LLC
NTRD	1380183561	THUNDER BAY FDG 01/13/25	10/03/2024	01/13/2025	4.58000	40,000,000.00	39,480,933.33	0.00	CITIGROUP GLOBAL MRKT INC
NTRD	1381175151	CAFCO 02/07/25	10/04/2024	02/07/2025	4.56000	41,010,000.00	40,355,480.40	0.00	LOOP CAPITAL MARKETS, LLC
NTRD	1381175154	THUNDER BAY FDG 01/15/25	10/08/2024	01/15/2025	4.62000	50,000,000.00	49,364,750.00	0.00	RBC CAPITAL MARKETS, LLC
NTRD	1381175157	PEPSICO 02/18/25	10/04/2024	02/18/2025	4.39000	25,000,000.00	24,582,340.28	0.00	MIZUHO SECURITIES USA LLC
NTRD	1381175159	OLD LINE FDG 01/15/25	10/08/2024	01/15/2025	4.62000	50,000,000.00	49,364,750.00	0.00	RBC CAPITAL MARKETS, LLC
NTRD	1381175161	SHEFFIELD RECEIV 12/04/24	10/04/2024	12/04/2024	4.73000	50,000,000.00	49,599,263.89	0.00	MISCHLER FINANCIAL GROUP INC.
NTRD	1381190965	FAYETE AST SECUR 01/08/25	10/08/2024	01/08/2025	4.70000	50,000,000.00	49,399,444.44	0.00	J.P. MORGAN SECURITIES LLC
NTRD	1382110884	PFIZER 01/08/25	10/08/2024	01/08/2025	4.62000	50,000,000.00	49,409,666.67	0.00	MIZUHO SECURITIES USA LLC

LOS ANGELES COUNTY TREASURER  
INVESTMENT TRANSACTIONS JOURNAL  
PURCHASE DETAIL REPORT  
GROUP: POOLED SURPLUS INVESTMENTS  
FOR THE PERIOD: OCTOBER 1, 2024 TO OCTOBER 31, 2024  
ATTACHMENT VIII

Account	Original Trs ID	Description	Settle Date	Maturity Date	Rate	PAR	Principal	Accr Interest	Broker/Dealer
NTRD	1382110885	CHARIOT FUNDING 11/18/24	10/07/2024	11/18/2024	4.82000	50,000,000.00	49,718,833.33	0.00	LOOP CAPITAL MARKETS, LLC
NTRD	1382110886	ATLANTIC AST SEC 01/02/25	10/07/2024	01/02/2025	4.73000	50,000,000.00	49,428,458.33	0.00	J.P. MORGAN SECURITIES LLC
NTRD	1382110889	PFIZER 01/08/25	10/08/2024	01/08/2025	4.62000	50,000,000.00	49,409,666.67	0.00	MIZUHO SECURITIES USA LLC
NTRD	1382119135	PFIZER 01/06/25	10/08/2024	01/06/2025	4.61000	17,000,000.00	16,804,075.00	0.00	MISCHLER FINANCIAL GROUP INC.
NTRD	1382119136	PFIZER 01/06/25	10/08/2024	01/06/2025	4.61000	50,000,000.00	49,423,750.00	0.00	MISCHLER FINANCIAL GROUP INC.
NTRD	1382119139	THUNDER BAY FDG 01/06/25	10/07/2024	01/06/2025	4.63000	50,000,000.00	49,414,819.44	0.00	CITIGROUP GLOBAL MRKT INC
NTRD	1382119141	CRC FUNDING 02/03/25	10/07/2024	02/03/2025	4.65000	50,000,000.00	49,231,458.33	0.00	BLAYLOCK VAN, LLC
NTRD	1382119903	CRC FUNDING 02/05/25	10/08/2024	02/05/2025	4.65000	50,000,000.00	49,225,000.00	0.00	CITIGROUP GLOBAL MRKT INC
NTRD	1382119904	CRC FUNDING 02/05/25	10/08/2024	02/05/2025	4.65000	50,000,000.00	49,225,000.00	0.00	CITIGROUP GLOBAL MRKT INC
NTRD	1382826476	JOHNSON&JOHNSON 01/10/25	10/08/2024	01/10/2025	4.55000	22,500,000.00	22,232,687.50	0.00	LOOP CAPITAL MARKETS, LLC
NTRD	1382826478	JOHNSON&JOHNSON 01/13/25	10/08/2024	01/13/2025	4.55000	50,000,000.00	49,387,013.89	0.00	BLAYLOCK VAN, LLC
NTRD	1382826479	SHEFFIELD RECEIV 12/13/24	10/08/2024	12/13/2024	4.75000	50,000,000.00	49,564,583.33	0.00	RBC CAPITAL MARKETS, LLC
NTRD	1382826484	OLD LINE FDG 02/05/25	10/08/2024	02/05/2025	4.63000	50,000,000.00	49,228,333.33	0.00	RBC CAPITAL MARKETS, LLC
NTRD	1382826487	JOHNSON&JOHNSON 01/10/25	10/08/2024	01/10/2025	4.55000	50,000,000.00	49,405,972.22	0.00	LOOP CAPITAL MARKETS, LLC
NTRD	1382826489	CRC FUNDING 02/07/25	10/08/2024	02/07/2025	4.64000	50,000,000.00	49,213,777.78	0.00	CITIGROUP GLOBAL MRKT INC
NTRD	1382826490	JOHNSON&JOHNSON 01/13/25	10/08/2024	01/13/2025	4.55000	50,000,000.00	49,387,013.89	0.00	BLAYLOCK VAN, LLC
NTRD	1382826497	CRC FUNDING 02/07/25	10/08/2024	02/07/2025	4.64000	50,000,000.00	49,213,777.78	0.00	CITIGROUP GLOBAL MRKT INC
NTRD	1383459822	CHARIOT FUNDING 11/20/24	10/09/2024	11/20/2024	4.83000	50,000,000.00	49,718,250.00	0.00	J.P. MORGAN SECURITIES LLC
NTRD	1383459823	CREDIT AGRI NY 12/20/24	10/09/2024	12/20/2024	4.68000	50,000,000.00	49,532,000.00	0.00	MISCHLER FINANCIAL GROUP INC.
NTRD	1383459825	OLD LINE FDG 12/05/24	10/10/2024	12/05/2024	4.75000	50,000,000.00	49,630,555.56	0.00	RBC CAPITAL MARKETS, LLC
NTRD	1383459828	CRC FUNDING 02/06/25	10/09/2024	02/06/2025	4.64000	50,000,000.00	49,226,666.67	0.00	CITIGROUP GLOBAL MRKT INC
NTRD	1383459829	MONT BLANC CAPTL 02/05/25	10/09/2024	02/05/2025	4.65000	30,086,000.00	29,623,553.11	0.00	MISCHLER FINANCIAL GROUP INC.
NTRD	1383459830	CHARIOT FUNDING 11/20/24	10/09/2024	11/20/2024	4.83000	10,000,000.00	9,943,650.00	0.00	J.P. MORGAN SECURITIES LLC
NTRD	1384304627	CRC FUNDING 02/12/25	10/10/2024	02/12/2025	4.62000	50,000,000.00	49,197,916.67	0.00	CITIGROUP GLOBAL MRKT INC
NTRD	1384304630	CRC FUNDING 02/12/25	10/10/2024	02/12/2025	4.62000	50,000,000.00	49,197,916.67	0.00	CITIGROUP GLOBAL MRKT INC
NTRD	1384304632	AUTOBAHN FUND 11/14/24	10/10/2024	11/14/2024	4.83000	40,000,000.00	39,812,166.67	0.00	LOOP CAPITAL MARKETS, LLC
NTRD	1384304633	AUTOBAHN FUND 11/19/24	10/10/2024	11/19/2024	4.84000	50,000,000.00	49,731,111.11	0.00	J.P. MORGAN SECURITIES LLC
NTRD	1384304639	CAFCO 02/11/25	10/11/2024	02/11/2025	4.65000	50,000,000.00	49,205,625.00	0.00	BLAYLOCK VAN, LLC
NTRD	1384304641	CRC FUNDING 02/11/25	10/10/2024	02/11/2025	4.63000	50,000,000.00	49,202,611.11	0.00	MISCHLER FINANCIAL GROUP INC.
NTRD	1384304642	CAFCO 02/11/25	10/11/2024	02/11/2025	4.65000	50,000,000.00	49,205,625.00	0.00	BLAYLOCK VAN, LLC
NTRD	1384934153	CRC FUNDING 02/10/25	10/15/2024	02/10/2025	4.64000	50,000,000.00	49,239,555.56	0.00	CITIGROUP GLOBAL MRKT INC
NTRD	1384934155	THUNDER BAY FDG 01/13/25	10/15/2024	01/13/2025	4.63000	50,000,000.00	49,421,250.00	0.00	RBC CAPITAL MARKETS, LLC
NTRD	1384934158	THUNDER BAY FDG 01/13/25	10/15/2024	01/13/2025	4.63000	15,000,000.00	14,826,375.00	0.00	RBC CAPITAL MARKETS, LLC
NTRD	1384934162	CAFCO 02/10/25	10/11/2024	02/10/2025	4.64000	25,000,000.00	24,606,888.89	0.00	CITIGROUP GLOBAL MRKT INC
NTRD	1384934165	CAFCO 02/10/25	10/11/2024	02/10/2025	4.64000	50,000,000.00	49,213,777.78	0.00	CITIGROUP GLOBAL MRKT INC
NTRD	1384934166	AUTOBAHN FUND 10/30/24 MATD	10/11/2024	10/30/2024	4.84000	50,000,000.00	49,872,277.78	0.00	J.P. MORGAN SECURITIES LLC
NTRD	1384934167	JUPITER SECU 11/04/24 MATD	10/11/2024	11/04/2024	4.84000	45,000,000.00	44,854,800.00	0.00	MISCHLER FINANCIAL GROUP INC.
NTRD	1386753173	CAFCO 10/23/24 MATD	10/15/2024	10/23/2024	4.83000	39,400,000.00	39,357,710.67	0.00	CITIGROUP GLOBAL MRKT INC
NTRD	1386753174	AUTOBAHN FUND 10/24/24 MATD	10/15/2024	10/24/2024	4.83000	25,000,000.00	24,969,812.50	0.00	CITIGROUP GLOBAL MRKT INC
NTRD	1386753175	CAFCO 02/05/25	10/15/2024	02/05/2025	4.63000	50,000,000.00	49,273,347.22	0.00	BLAYLOCK VAN, LLC
NTRD	1386753178	AUTOBAHN FUND 12/20/24	10/15/2024	12/20/2024	4.74000	50,000,000.00	49,565,500.00	0.00	J.P. MORGAN SECURITIES LLC
NTRD	1386753179	AUTOBAHN FUND 10/24/24 MATD	10/15/2024	10/24/2024	4.83000	50,000,000.00	49,939,625.00	0.00	CITIGROUP GLOBAL MRKT INC
NTRD	1386753180	ATLANTIC AST SEC 01/15/25	10/15/2024	01/15/2025	4.70000	50,000,000.00	49,399,444.44	0.00	BLAYLOCK VAN, LLC
NTRD	1386753182	SHEFFIELD RECEIV 12/20/24	10/15/2024	12/20/2024	4.74000	50,000,000.00	49,565,500.00	0.00	GREAT PACIFIC SECURITIES
NTRD	1386753184	JUPITER SECU 01/03/25	10/15/2024	01/03/2025	4.75000	50,000,000.00	49,472,222.22	0.00	RBC CAPITAL MARKETS, LLC
NTRD	1386753187	JUPITER SECU 01/03/25	10/15/2024	01/03/2025	4.75000	25,000,000.00	24,736,111.11	0.00	RBC CAPITAL MARKETS, LLC
NTRD	1386753189	MONT BLANC CAPTL 11/19/24	10/15/2024	11/19/2024	4.84000	18,823,000.00	18,734,427.33	0.00	ING FINANCIAL MARKETS LLC
NTRD	1386753190	MONT BLANC CAPTL 02/18/25	10/15/2024	02/18/2025	4.66000	36,775,000.00	36,175,199.75	0.00	MISCHLER FINANCIAL GROUP INC.
NTRD	1386753191	CAFCO 10/23/24 MATD	10/15/2024	10/23/2024	4.83000	50,000,000.00	49,946,333.33	0.00	CITIGROUP GLOBAL MRKT INC
NTRD	1386753192	MONT BLANC CAPTL 11/19/24	10/15/2024	11/19/2024	4.84000	50,000,000.00	49,764,722.22	0.00	ING FINANCIAL MARKETS LLC
NTRD	1388880328	CAFCO 02/14/25	10/16/2024	02/14/2025	4.65000	50,000,000.00	49,218,541.67	0.00	J.P. MORGAN SECURITIES LLC
NTRD	1388880332	THUNDER BAY FDG 01/24/25	10/18/2024	01/24/2025	4.64000	50,000,000.00	49,368,444.44	0.00	BLAYLOCK VAN, LLC
NTRD	1388880334	MONT BLANC CAPTL 02/18/25	10/16/2024	02/18/2025	4.65000	40,215,000.00	39,565,695.31	0.00	LOOP CAPITAL MARKETS, LLC
NTRD	1388880336	MONT BLANC CAPTL 11/19/24	10/16/2024	11/19/2024	4.84000	20,276,000.00	20,183,316.15	0.00	ING FINANCIAL MARKETS LLC
NTRD	1388880337	CAFCO 02/14/25	10/16/2024	02/14/2025	4.65000	50,000,000.00	49,218,541.67	0.00	J.P. MORGAN SECURITIES LLC
NTRD	1388885245	OLD LINE FDG 01/16/25	10/17/2024	01/16/2025	4.65000	50,000,000.00	49,412,291.67	0.00	RBC CAPITAL MARKETS, LLC
NTRD	1388886095	PEPSICO 02/10/25	10/16/2024	02/10/2025	4.47000	50,000,000.00	49,273,625.00	0.00	MIZUHO SECURITIES USA LLC
NTRD	1389592063	AUTOBAHN FUND 12/20/24	10/17/2024	12/20/2024	4.75000	35,000,000.00	34,704,444.44	0.00	J.P. MORGAN SECURITIES LLC

LOS ANGELES COUNTY TREASURER  
INVESTMENT TRANSACTIONS JOURNAL  
PURCHASE DETAIL REPORT  
GROUP: POOLED SURPLUS INVESTMENTS  
FOR THE PERIOD: OCTOBER 1, 2024 TO OCTOBER 31, 2024  
ATTACHMENT VIII

Account	Original Trs ID	Description	Settle Date	Maturity Date	Rate	PAR	Principal	Accr Interest	Broker/Dealer
NTRD	1389592065	NATIXIS NY 02/03/25	10/17/2024	02/03/2025	4.62000	50,000,000.00	49,300,583.33	0.00	GREAT PACIFIC SECURITIES
NTRD	1389592066	CRC FUNDING 02/11/25	10/17/2024	02/11/2025	4.65000	37,750,000.00	37,179,503.13	0.00	CITIGROUP GLOBAL MRKT INC
NTRD	1389621192	PEPSICO 02/14/25	10/17/2024	02/14/2025	4.47000	50,000,000.00	49,255,000.00	0.00	SIEBERT WILLIAMS SHANK CO. & LLC
NTRD	1389621193	THUNDER BAY FDG 01/21/25	10/17/2024	01/21/2025	4.65000	50,000,000.00	49,380,000.00	0.00	RBC CAPITAL MARKETS, LLC
NTRD	1389644046	OLD LINE FDG 01/17/25	10/21/2024	01/17/2025	4.65000	50,000,000.00	49,431,666.67	0.00	RBC CAPITAL MARKETS, LLC
NTRD	1389644054	FAYETE AST SECUR 01/17/25	10/17/2024	01/17/2025	4.70000	50,000,000.00	49,399,444.44	0.00	BLAYLOCK VAN, LLC
NTRD	1389644056	FAYETE AST SECUR 01/17/25	10/17/2024	01/17/2025	4.70000	50,000,000.00	49,399,444.44	0.00	BLAYLOCK VAN, LLC
NTRD	1390502357	JOHNSON&JOHNSON 01/17/25	10/18/2024	01/17/2025	4.54000	50,000,000.00	49,426,194.44	0.00	BLAYLOCK VAN, LLC
NTRD	1390502359	JOHNSON&JOHNSON 12/20/24	10/18/2024	12/20/2024	4.64000	50,000,000.00	49,594,000.00	0.00	SIEBERT WILLIAMS SHANK CO. & LLC
NTRD	1390502360	MONT BLANC CAPTL 02/19/25	10/18/2024	02/19/2025	4.66000	50,000,000.00	49,197,444.44	0.00	LOOP CAPITAL MARKETS, LLC
NTRD	1390502362	JOHNSON&JOHNSON 12/20/24	10/18/2024	12/20/2024	4.64000	50,000,000.00	49,594,000.00	0.00	SIEBERT WILLIAMS SHANK CO. & LLC
NTRD	1390502365	NATIXIS NY 02/03/25	10/18/2024	02/03/2025	4.62000	50,000,000.00	49,307,000.00	0.00	GREAT PACIFIC SECURITIES
NTRD	1390502367	PEPSICO 02/12/25	10/18/2024	02/12/2025	4.47000	50,000,000.00	49,273,625.00	0.00	MIZUHO SECURITIES USA LLC
NTRD	1392035373	ATLANTIC AST SEC 01/21/25	10/21/2024	01/21/2025	4.69000	50,000,000.00	49,400,722.22	0.00	BLAYLOCK VAN, LLC
NTRD	1392035377	PEPSICO 02/14/25	10/21/2024	02/14/2025	4.46000	50,000,000.00	49,281,444.44	0.00	SIEBERT WILLIAMS SHANK CO. & LLC
NTRD	1392035379	PEPSICO 02/14/25	10/21/2024	02/14/2025	4.46000	50,000,000.00	49,281,444.44	0.00	SIEBERT WILLIAMS SHANK CO. & LLC
NTRD	1392035380	NATIXIS NY 02/03/25	10/21/2024	02/03/2025	4.68000	50,000,000.00	49,317,500.00	0.00	RBC CAPITAL MARKETS, LLC
NTRD	1393456851	NATIXIS NY 02/20/25	10/22/2024	02/20/2025	4.64000	50,000,000.00	49,220,222.22	0.00	BLAYLOCK VAN, LLC
NTRD	1393456853	SHEFFIELD RECEIV 01/31/25	10/22/2024	01/31/2025	4.64000	50,000,000.00	49,349,111.11	0.00	GREAT PACIFIC SECURITIES
NTRD	1393456854	PEPSICO 02/10/25	10/22/2024	02/10/2025	4.46000	50,000,000.00	49,312,416.67	0.00	MIZUHO SECURITIES USA LLC
NTRD	1393456856	PEPSICO 02/12/25	10/22/2024	02/12/2025	4.46000	50,000,000.00	49,300,027.78	0.00	MIZUHO SECURITIES USA LLC
NTRD	1393456861	OLD LINE FDG 02/14/25	10/25/2024	02/14/2025	4.62000	50,000,000.00	49,281,333.33	0.00	RBC CAPITAL MARKETS, LLC
NTRD	1393456863	PEPSICO 02/13/25	10/22/2024	02/13/2025	4.46000	50,000,000.00	49,293,833.33	0.00	SIEBERT WILLIAMS SHANK CO. & LLC
NTRD	1393460785	CANCARA ASSETSEC 02/21/25	10/23/2024	02/21/2025	4.65000	50,000,000.00	49,218,541.67	0.00	J.P. MORGAN SECURITIES LLC
NTRD	1393460786	CANCARA ASSETSEC 02/21/25	10/23/2024	02/21/2025	4.65000	5,000,000.00	4,921,854.17	0.00	J.P. MORGAN SECURITIES LLC
NTRD	1394331771	PEPSICO 02/18/25	10/23/2024	02/18/2025	4.46000	50,000,000.00	49,269,055.56	0.00	J.P. MORGAN SECURITIES LLC
NTRD	1394331772	CREDIT AGRI NY 12/20/24	10/23/2024	12/20/2024	4.67000	50,000,000.00	49,623,805.56	0.00	GREAT PACIFIC SECURITIES
NTRD	1394331775	PEPSICO 02/20/25	10/23/2024	02/20/2025	4.46000	50,000,000.00	49,256,666.67	0.00	MIZUHO SECURITIES USA LLC
NTRD	1394336005	SHEFFIELD RECEIV 02/05/25	10/23/2024	02/05/2025	4.65000	50,000,000.00	49,321,875.00	0.00	BLAYLOCK VAN, LLC
NTRD	1395208185	CAFCO 02/12/25	10/24/2024	02/12/2025	4.65000	50,000,000.00	49,283,125.00	0.00	J.P. MORGAN SECURITIES LLC
NTRD	1395208186	NATIXIS NY 02/05/25	10/24/2024	02/05/2025	4.68000	50,000,000.00	49,324,000.00	0.00	RBC CAPITAL MARKETS, LLC
NTRD	1395208187	CRC FUNDING 02/14/25	10/24/2024	02/14/2025	4.65000	50,000,000.00	49,270,208.33	0.00	J.P. MORGAN SECURITIES LLC
NTRD	1395208189	PEPSICO 02/20/25	10/24/2024	02/20/2025	4.45000	50,000,000.00	49,264,513.89	0.00	BLAYLOCK VAN, LLC
NTRD	1395208195	PEPSICO 02/24/25	10/24/2024	02/24/2025	4.46000	50,000,000.00	49,238,083.33	0.00	MIZUHO SECURITIES USA LLC
NTRD	1395944661	CRC FUNDING 02/10/25	10/25/2024	02/10/2025	4.64000	25,000,000.00	24,652,000.00	0.00	J.P. MORGAN SECURITIES LLC
NTRD	1395944663	NATIXIS NY 02/05/25	10/28/2024	02/05/2025	4.62000	50,000,000.00	49,358,333.33	0.00	BLAYLOCK VAN, LLC
NTRD	1395944666	CRC FUNDING 02/10/25	10/25/2024	02/10/2025	4.64000	50,000,000.00	49,304,000.00	0.00	J.P. MORGAN SECURITIES LLC
NTRD	1395944668	NATIXIS NY 02/05/25	10/28/2024	02/05/2025	4.62000	50,000,000.00	49,358,333.33	0.00	BLAYLOCK VAN, LLC
NTRD	1395944670	NATIXIS NY 02/07/25	10/25/2024	02/07/2025	4.62000	50,000,000.00	49,326,250.00	0.00	GREAT PACIFIC SECURITIES
NTRD	1395948313	JUPITER SECU 01/22/25	10/25/2024	01/22/2025	4.69000	40,000,000.00	39,536,211.11	0.00	MISCHLER FINANCIAL GROUP INC.
NTRD	1395948314	JUPITER SECU 01/22/25	10/25/2024	01/22/2025	4.69000	50,000,000.00	49,420,263.89	0.00	MISCHLER FINANCIAL GROUP INC.
NTRD	1395948315	PEPSICO 02/19/25	10/28/2024	02/19/2025	4.46000	50,000,000.00	49,293,833.33	0.00	J.P. MORGAN SECURITIES LLC
NTRD	1395948317	SHEFFIELD RECEIV 02/11/25	10/28/2024	02/11/2025	4.65000	50,000,000.00	49,315,416.67	0.00	CITIGROUP GLOBAL MRKT INC
NTRD	1397753134	SHEFFIELD RECEIV 02/03/25	10/28/2024	02/03/2025	4.69000	50,000,000.00	49,361,638.89	0.00	GREAT PACIFIC SECURITIES
NTRD	1397753136	PEPSICO 02/21/25	10/28/2024	02/21/2025	4.46000	50,000,000.00	49,281,444.44	0.00	J.P. MORGAN SECURITIES LLC
NTRD	1397753137	FAYETE AST SECUR 01/28/25	10/28/2024	01/28/2025	4.68000	50,000,000.00	49,402,000.00	0.00	LOOP CAPITAL MARKETS, LLC
NTRD	1397753139	PEPSICO 02/25/25	10/28/2024	02/25/2025	4.46000	50,000,000.00	49,256,666.67	0.00	SIEBERT WILLIAMS SHANK CO. & LLC
NTRD	1399641475	CREDIT AGRI NY 10/30/24 MATD	10/29/2024	10/30/2024	4.80000	50,000,000.00	49,993,333.33	0.00	MISCHLER FINANCIAL GROUP INC.
NTRD	1399641476	PEPSICO 02/18/25	10/29/2024	02/18/2025	4.46000	50,000,000.00	49,306,222.22	0.00	MIZUHO SECURITIES USA LLC
NTRD	1399641478	NATIXIS NY 02/07/25	10/29/2024	02/07/2025	4.61000	50,000,000.00	49,353,319.44	0.00	BLAYLOCK VAN, LLC
NTRD	1399641481	CREDIT AGRI NY 10/30/24 MATD	10/29/2024	10/30/2024	4.80000	50,000,000.00	49,993,333.33	0.00	MISCHLER FINANCIAL GROUP INC.
NTRD	1399641485	PEPSICO 02/18/25	10/29/2024	02/18/2025	4.46000	50,000,000.00	49,306,222.22	0.00	MIZUHO SECURITIES USA LLC
NTRD	1399641487	NATIXIS NY 02/07/25	10/29/2024	02/07/2025	4.61000	50,000,000.00	49,353,319.44	0.00	BLAYLOCK VAN, LLC
NTRD	1399641496	CREDIT AGRI NY 10/30/24 MATD	10/29/2024	10/30/2024	4.80000	50,000,000.00	49,993,333.33	0.00	MISCHLER FINANCIAL GROUP INC.
NTRD	1399641502	CREDIT AGRI NY 10/30/24 MATD	10/29/2024	10/30/2024	4.80000	50,000,000.00	49,993,333.33	0.00	MISCHLER FINANCIAL GROUP INC.
NTRD	1399646848	NATIXIS NY 10/30/24 MATD	10/29/2024	10/30/2024	4.80000	50,000,000.00	49,993,333.33	0.00	GREAT PACIFIC SECURITIES
NTRD	1399646849	NATIXIS NY 10/30/24 MATD	10/29/2024	10/30/2024	4.80000	50,000,000.00	49,993,333.33	0.00	GREAT PACIFIC SECURITIES
NTRD	1399646850	JUPITER SECU 01/24/25	10/30/2024	01/24/2025	4.68000	50,000,000.00	49,441,000.00	0.00	J.P. MORGAN SECURITIES LLC

LOS ANGELES COUNTY TREASURER  
 INVESTMENT TRANSACTIONS JOURNAL  
 PURCHASE DETAIL REPORT  
 GROUP: POOLED SURPLUS INVESTMENTS  
 FOR THE PERIOD: OCTOBER 1, 2024 TO OCTOBER 31, 2024  
 ATTACHMENT VIII

Account	Original Trs ID	Description	Settle Date	Maturity Date	Rate	PAR	Principal	Accr Interest	Broker/Dealer
NTRD	1399646851	NATIXIS NY 10/30/24 MATD	10/29/2024	10/30/2024	4.80000	50,000,000.00	49,993,333.33	0.00	GREAT PACIFIC SECURITIES
NTRD	1399646852	JUPITER SECU 12/04/24	10/29/2024	12/04/2024	4.75000	50,000,000.00	49,762,500.00	0.00	J.P. MORGAN SECURITIES LLC
NTRD	1399646853	NATIXIS NY 10/30/24 MATD	10/29/2024	10/30/2024	4.80000	50,000,000.00	49,993,333.33	0.00	GREAT PACIFIC SECURITIES
NTRD	1400330568	CREDIT AGRI NY 11/06/24 MATD	10/30/2024	11/06/2024	4.80000	50,000,000.00	49,953,333.33	0.00	GREAT PACIFIC SECURITIES
NTRD	1400330569	CHARIOT FUNDING 12/02/24	10/30/2024	12/02/2024	4.74000	45,000,000.00	44,804,475.00	0.00	MISCHLER FINANCIAL GROUP INC.
NTRD	1400330571	AUTOBAHN FUND 12/02/24	10/30/2024	12/02/2024	4.75000	50,000,000.00	49,782,291.67	0.00	BLAYLOCK VAN, LLC
NTRD	1400330572	AUTOBAHN FUND 11/06/24 MATD	10/30/2024	11/06/2024	4.83000	33,992,000.00	33,960,075.85	0.00	J.P. MORGAN SECURITIES LLC
NTRD	1400330574	CREDIT AGRI NY 11/06/24 MATD	10/30/2024	11/06/2024	4.80000	50,000,000.00	49,953,333.33	0.00	GREAT PACIFIC SECURITIES
NTRD	1400330575	PEPSICO 02/20/25	10/30/2024	02/20/2025	4.46000	25,000,000.00	24,650,013.89	0.00	J.P. MORGAN SECURITIES LLC
NTRD	1401399098	PEPSICO 02/21/25	10/31/2024	02/21/2025	4.46000	50,000,000.00	49,300,027.78	0.00	MIZUHO SECURITIES USA LLC
NTRD	1401399099	CREDIT AGRI NY 11/01/24 MATD	10/31/2024	11/01/2024	4.80000	50,000,000.00	49,993,333.33	0.00	GREAT PACIFIC SECURITIES
NTRD	1401399100	PEPSICO 02/21/25	10/31/2024	02/21/2025	4.46000	25,000,000.00	24,650,013.89	0.00	MIZUHO SECURITIES USA LLC
NTRD	1401399101	CANCARA ASSETSEC 02/03/25	10/31/2024	02/03/2025	4.64000	50,000,000.00	49,387,777.78	0.00	J.P. MORGAN SECURITIES LLC
NTRD	1401399102	CREDIT AGRI NY 11/01/24 MATD	10/31/2024	11/01/2024	4.80000	50,000,000.00	49,993,333.33	0.00	GREAT PACIFIC SECURITIES
<b>CPD TOTAL</b>						<b>6,862,827,000.00</b>	<b>6,787,874,267.17</b>	<b>0.00</b>	
NTRD	1377029576	US TREASURY BILL 12/31/24	10/01/2024	12/31/2024	4.48400	38,951,000.00	38,509,507.73	0.00	US BANCORP ADVISORS
NTRD	1379063895	US TREASURY BILL 01/16/25	10/02/2024	01/16/2025	4.42500	50,000,000.00	49,348,541.67	0.00	DAIWA CAPITAL MARKETS AMERICA INC.
NTRD	1379063898	US TREASURY BILL 01/16/25	10/02/2024	01/16/2025	4.42500	50,000,000.00	49,348,541.67	0.00	DAIWA CAPITAL MARKETS AMERICA INC.
NTRD	1380183557	US TREASURY BILL 01/02/25	10/03/2024	01/02/2025	4.46000	50,000,000.00	49,436,305.56	0.00	DAIWA CAPITAL MARKETS AMERICA INC.
NTRD	1381175155	US TREASURY BILL 01/02/25	10/04/2024	01/02/2025	4.48500	50,000,000.00	49,439,375.00	0.00	WELLS FARGO
NTRD	1381175160	US TREASURY BILL 01/02/25	10/04/2024	01/02/2025	4.48500	50,000,000.00	49,439,375.00	0.00	WELLS FARGO
NTRD	1382110887	US TREASURY BILL 01/02/25	10/07/2024	01/02/2025	4.52600	50,000,000.00	49,453,108.33	0.00	US BANCORP ADVISORS
NTRD	1382110888	US TREASURY BILL 01/02/25	10/07/2024	01/02/2025	4.52600	22,117,000.00	21,875,087.94	0.00	US BANCORP ADVISORS
NTRD	1382826480	US TREASURY BILL 01/07/25	10/08/2024	01/07/2025	4.49500	50,000,000.00	49,431,881.94	0.00	DAIWA CAPITAL MARKETS AMERICA INC.
NTRD	1382826481	US TREASURY BILL 01/07/25	10/08/2024	01/07/2025	4.49500	50,000,000.00	49,431,881.94	0.00	DAIWA CAPITAL MARKETS AMERICA INC.
NTRD	1382826483	US TREASURY BILL 01/14/25	10/08/2024	01/14/2025	4.46000	50,000,000.00	49,392,944.44	0.00	PIPER SANDLER COMPANIES
NTRD	1382826485	US TREASURY BILL 01/09/25	10/08/2024	01/09/2025	4.49000	50,000,000.00	49,420,041.67	0.00	RAYMOND, JAMES & ASSOC.INC
NTRD	1382826486	US TREASURY BILL 01/09/25	10/08/2024	01/09/2025	4.49000	50,000,000.00	49,420,041.67	0.00	RAYMOND, JAMES & ASSOC.INC
NTRD	1382826492	US TREASURY BILL 01/02/25	10/08/2024	01/02/2025	4.52500	50,000,000.00	49,459,513.89	0.00	J.P. MORGAN SECURITIES LLC
NTRD	1382826493	US TREASURY BILL 01/02/25	10/08/2024	01/02/2025	4.52500	50,000,000.00	49,459,513.89	0.00	J.P. MORGAN SECURITIES LLC
NTRD	1382826494	US TREASURY BILL 01/02/25	10/08/2024	01/02/2025	4.52500	50,000,000.00	49,459,513.89	0.00	J.P. MORGAN SECURITIES LLC
NTRD	1382826495	US TREASURY BILL 01/02/25	10/08/2024	01/02/2025	4.52500	50,000,000.00	49,459,513.89	0.00	J.P. MORGAN SECURITIES LLC
NTRD	1382826496	US TREASURY BILL 01/14/25	10/08/2024	01/14/2025	4.46000	50,000,000.00	49,392,944.44	0.00	PIPER SANDLER COMPANIES
NTRD	1383459821	US TREASURY BILL 12/17/24	10/09/2024	12/17/2024	4.47000	50,000,000.00	49,571,625.00	0.00	LOOP CAPITAL MARKETS, LLC
NTRD	1383459824	US TREASURY BILL 01/09/25	10/09/2024	01/09/2025	4.50000	50,000,000.00	49,425,000.00	0.00	KEYBANC CAPITAL MARKETS INC.
NTRD	1383459831	US TREASURY BILL 01/09/25	10/09/2024	01/09/2025	4.50000	50,000,000.00	49,425,000.00	0.00	KEYBANC CAPITAL MARKETS INC.
NTRD	1384934151	US TREASURY BILL 12/19/24	10/11/2024	12/19/2024	4.56000	50,000,000.00	49,563,000.00	0.00	UBS SECURITIES LLC
NTRD	1384934152	US TREASURY BILL 12/17/24	10/11/2024	12/17/2024	4.50000	50,000,000.00	49,581,250.00	0.00	US BANCORP ADVISORS
NTRD	1384934157	US TREASURY BILL 12/17/24	10/11/2024	12/17/2024	4.50000	34,107,000.00	33,821,353.88	0.00	US BANCORP ADVISORS
NTRD	1384934161	US TREASURY BILL 12/19/24	10/11/2024	12/19/2024	4.56000	50,000,000.00	49,563,000.00	0.00	UBS SECURITIES LLC
NTRD	1388880324	US TREASURY BILL 01/02/25	10/16/2024	01/02/2025	4.50000	50,000,000.00	49,512,500.00	0.00	DAIWA CAPITAL MARKETS AMERICA INC.
NTRD	1388880341	US TREASURY BILL 01/02/25	10/16/2024	01/02/2025	4.50000	50,000,000.00	49,512,500.00	0.00	DAIWA CAPITAL MARKETS AMERICA INC.
NTRD	1389592067	US TREASURY BILL 01/16/25	10/17/2024	01/16/2025	4.52000	32,017,000.00	31,651,187.99	0.00	US BANCORP ADVISORS
NTRD	1389592068	US TREASURY BILL 01/16/25	10/17/2024	01/16/2025	4.52000	50,000,000.00	49,428,722.22	0.00	US BANCORP ADVISORS
NTRD	1390502363	US TREASURY BILL 01/16/25	10/18/2024	01/16/2025	4.50000	50,000,000.00	49,437,500.00	0.00	FHN FINANCIAL CAPITAL MARKETS
NTRD	1390502366	US TREASURY BILL 01/16/25	10/18/2024	01/16/2025	4.50000	50,000,000.00	49,437,500.00	0.00	FHN FINANCIAL CAPITAL MARKETS
NTRD	1392035374	US TREASURY BILL 01/23/25	10/21/2024	01/23/2025	4.46300	50,000,000.00	49,417,330.56	0.00	PIPER SANDLER COMPANIES
NTRD	1392035376	US TREASURY BILL 01/23/25	10/21/2024	01/23/2025	4.46300	50,000,000.00	49,417,330.56	0.00	PIPER SANDLER COMPANIES
NTRD	1392035378	US TREASURY BILL 01/16/25	10/21/2024	01/16/2025	4.51250	50,000,000.00	49,454,739.58	0.00	J.P. MORGAN SECURITIES LLC
NTRD	1392035381	US TREASURY BILL 01/16/25	10/21/2024	01/16/2025	4.51250	50,000,000.00	49,454,739.58	0.00	J.P. MORGAN SECURITIES LLC
NTRD	1393456846	US TREASURY BILL 01/30/25	10/22/2024	01/30/2025	4.47500	50,000,000.00	49,378,472.22	0.00	DAIWA CAPITAL MARKETS AMERICA INC.
NTRD	1393456852	US TREASURY BILL 02/04/25	10/22/2024	02/04/2025	4.45000	50,000,000.00	49,351,041.67	0.00	FHN FINANCIAL CAPITAL MARKETS
NTRD	1393456857	US TREASURY BILL 02/04/25	10/22/2024	02/04/2025	4.45000	50,000,000.00	49,351,041.67	0.00	FHN FINANCIAL CAPITAL MARKETS
NTRD	1393456862	US TREASURY BILL 01/30/25	10/22/2024	01/30/2025	4.47500	50,000,000.00	49,378,472.22	0.00	DAIWA CAPITAL MARKETS AMERICA INC.
NTRD	1394331773	US TREASURY BILL 01/23/25	10/23/2024	01/23/2025	4.50000	50,000,000.00	49,425,000.00	0.00	US BANCORP ADVISORS
NTRD	1394331777	US TREASURY BILL 01/23/25	10/23/2024	01/23/2025	4.50000	32,710,000.00	32,333,835.00	0.00	US BANCORP ADVISORS
NTRD	1395208190	US TREASURY BILL 01/21/25	10/24/2024	01/21/2025	4.47500	47,283,000.00	46,759,898.98	0.00	WELLS FARGO



LOS ANGELES COUNTY TREASURER  
INVESTMENT TRANSACTIONS JOURNAL  
PURCHASE DETAIL REPORT  
GROUP: POOLED SURPLUS INVESTMENTS  
FOR THE PERIOD: OCTOBER 1, 2024 TO OCTOBER 31, 2024  
ATTACHMENT VIII

Account	Original Trs ID	Description	Settle Date	Maturity Date	Rate	PAR	Principal	Accr Interest	Broker/Dealer
NTRD	1395208196	US TREASURY BILL 01/21/25	10/24/2024	01/21/2025	4.47500	50,000,000.00	49,446,840.28	0.00	WELLS FARGO
NTRD	1395944662	US TREASURY BILL 02/04/25	10/25/2024	02/04/2025	4.47150	50,000,000.00	49,366,537.50	0.00	J.P. MORGAN SECURITIES LLC
NTRD	1395944665	US TREASURY BILL 02/04/25	10/25/2024	02/04/2025	4.47150	50,000,000.00	49,366,537.50	0.00	J.P. MORGAN SECURITIES LLC
NTRD	1395944669	US TREASURY BILL 01/23/25	10/25/2024	01/23/2025	4.47500	50,000,000.00	49,440,625.00	0.00	DAIWA CAPITAL MARKETS AMERICA INC.
NTRD	1395944671	US TREASURY BILL 01/23/25	10/25/2024	01/23/2025	4.47500	50,000,000.00	49,440,625.00	0.00	DAIWA CAPITAL MARKETS AMERICA INC.
NTRD	1397753135	US TREASURY BILL 02/06/25	10/28/2024	02/06/2025	4.47250	50,000,000.00	49,372,607.64	0.00	J.P. MORGAN SECURITIES LLC
NTRD	1397753141	US TREASURY BILL 02/06/25	10/28/2024	02/06/2025	4.47250	50,000,000.00	49,372,607.64	0.00	J.P. MORGAN SECURITIES LLC
NTRD	1399641473	US TREASURY BILL 01/23/25	10/29/2024	01/23/2025	4.46200	50,000,000.00	49,467,038.89	0.00	RAYMOND, JAMES & ASSOC.INC
NTRD	1399641477	US TREASURY BILL 01/23/25	10/29/2024	01/23/2025	4.46200	50,000,000.00	49,467,038.89	0.00	RAYMOND, JAMES & ASSOC.INC
NTRD	1399641480	US TREASURY BILL 02/11/25	10/29/2024	02/11/2025	4.46000	50,000,000.00	49,349,583.33	0.00	DAIWA CAPITAL MARKETS AMERICA INC.
NTRD	1399641482	US TREASURY BILL 02/11/25	10/29/2024	02/11/2025	4.46000	50,000,000.00	49,349,583.33	0.00	DAIWA CAPITAL MARKETS AMERICA INC.
NTRD	1399641484	US TREASURY BILL 01/30/25	10/29/2024	01/30/2025	4.45000	50,000,000.00	49,425,208.33	0.00	J.P. MORGAN SECURITIES LLC
NTRD	1399641486	US TREASURY BILL 01/28/25	10/29/2024	01/28/2025	4.45000	50,000,000.00	49,437,569.44	0.00	PIPER SANDLER COMPANIES
NTRD	1399641490	US TREASURY BILL 01/28/25	10/29/2024	01/28/2025	4.45000	50,000,000.00	49,437,569.44	0.00	PIPER SANDLER COMPANIES
NTRD	1399641491	US TREASURY BILL 01/30/25	10/29/2024	01/30/2025	4.45000	50,000,000.00	49,425,208.33	0.00	J.P. MORGAN SECURITIES LLC
NTRD	1399641492	US TREASURY BILL 02/04/25	10/29/2024	02/04/2025	4.45500	50,000,000.00	49,393,625.00	0.00	PIPER SANDLER COMPANIES
NTRD	1399641493	US TREASURY BILL 01/30/25	10/29/2024	01/30/2025	4.45000	50,000,000.00	49,425,208.33	0.00	J.P. MORGAN SECURITIES LLC
NTRD	1399641495	US TREASURY BILL 02/04/25	10/29/2024	02/04/2025	4.45500	50,000,000.00	49,393,625.00	0.00	PIPER SANDLER COMPANIES
NTRD	1399641497	US TREASURY BILL 01/28/25	10/29/2024	01/28/2025	4.45000	50,000,000.00	49,437,569.44	0.00	PIPER SANDLER COMPANIES
NTRD	1399641499	US TREASURY BILL 02/11/25	10/29/2024	02/11/2025	4.46000	50,000,000.00	49,349,583.33	0.00	DAIWA CAPITAL MARKETS AMERICA INC.
NTRD	1399641501	US TREASURY BILL 02/11/25	10/29/2024	02/11/2025	4.46000	50,000,000.00	49,349,583.33	0.00	DAIWA CAPITAL MARKETS AMERICA INC.
NTRD	1399641504	US TREASURY BILL 01/30/25	10/29/2024	01/30/2025	4.45000	50,000,000.00	49,425,208.33	0.00	J.P. MORGAN SECURITIES LLC
NTRD	1399641505	US TREASURY BILL 01/28/25	10/29/2024	01/28/2025	4.45000	50,000,000.00	49,437,569.44	0.00	PIPER SANDLER COMPANIES
NTRD	1400330570	US TREASURY BILL 02/06/25	10/30/2024	02/06/2025	4.43000	50,000,000.00	49,390,875.00	0.00	FHN FINANCIAL CAPITAL MARKETS
NTRD	1400330576	US TREASURY BILL 02/06/25	10/30/2024	02/06/2025	4.43000	50,000,000.00	49,390,875.00	0.00	FHN FINANCIAL CAPITAL MARKETS
NTRD	1401399096	US TREASURY BILL 01/30/25	10/31/2024	01/30/2025	4.44000	50,000,000.00	49,438,833.33	0.00	WELLS FARGO
NTRD	1401399097	US TREASURY BILL 01/30/25	10/31/2024	01/30/2025	4.44000	50,000,000.00	49,438,833.33	0.00	WELLS FARGO
NTRD	1401399103	US TREASURY BILL 01/21/25	10/31/2024	01/21/2025	4.43800	28,697,000.00	28,406,908.40	0.00	US BANCORP ADVISORS
<b>US TBILLS TOTAL</b>						<b>3,385,882,000.00</b>	<b>3,347,273,153.49</b>	<b>0.00</b>	
<b>NTRD- PSI TOTAL</b>						<b>14,648,536,000.00</b>	<b>14,501,541,938.78</b>	<b>0.00</b>	
<b>PSI TOTAL</b>						<b>14,648,536,000.00</b>	<b>14,501,541,938.78</b>	<b>0.00</b>	

LOS ANGELES COUNTY TREASURER  
 INVESTMENT TRANSACTIONS JOURNAL  
 PURCHASE DETAIL REPORT  
 GROUP: SPECIFIC PURPOSE INVESTMENTS  
 FOR THE PERIOD: OCTOBER 1, 2024 TO OCTOBER 31, 2024  
 ATTACHMENT VIII

Account	Original Trs ID	Description	Settle Date	Maturity Date	Rate	PAR	Principal	Accr Interest	Broker/Dealer
<b>SCAQM-SOUTH COAST AIR QUALITY MG</b>									
LAIF-SCAQM	1386791310	S OF C LAIF	10/15/2024	10/31/2024	0.00000	469,657.25	469,657.25	0.00	NONE
<b>MMFUND TOTAL</b>						<b>469,657.25</b>	<b>469,657.25</b>	<b>0.00</b>	
<b>SCAQM TOTAL</b>						<b>469,657.25</b>	<b>469,657.25</b>	<b>0.00</b>	
<b>SLIM-SCHOOLS LINKED INSURANCE MG</b>									
LAIF-SLIM	1386791004	S OF C LAIF	10/15/2024	10/31/2024	0.00000	43,503.56	43,503.56	0.00	NONE
<b>MMFUND TOTAL</b>						<b>43,503.56</b>	<b>43,503.56</b>	<b>0.00</b>	
<b>SLIM TOTAL</b>						<b>43,503.56</b>	<b>43,503.56</b>	<b>0.00</b>	
<b>WASIA-WHITTIER AREA SCHOOLS INS</b>									
LAIF-WASIA	1386791032	S OF C LAIF	10/15/2024	10/31/2024	0.00000	525.54	525.54	0.00	NONE
<b>MMFUND TOTAL</b>						<b>525.54</b>	<b>525.54</b>	<b>0.00</b>	
<b>WASIA TOTAL</b>						<b>525.54</b>	<b>525.54</b>	<b>0.00</b>	
<b>SPI TOTAL</b>						<b>513,686.35</b>	<b>513,686.35</b>	<b>0.00</b>	

LOS ANGELES COUNTY TREASURER  
INVESTMENT TRANSACTIONS JOURNAL  
CALLS-SALES REPORT  
GROUP: POOLED SURPLUS INVESTMENTS  
FOR THE PERIOD: OCTOBER 1, 2024 TO OCTOBER 31, 2024  
ATTACHMENT VIII

Account	Original Trs ID	Description	CUSIP	Transaction Type	Settle Date	Maturity Date	Rate	PAR	Principal	Interest	Settlement Amount
NTRD	1382878044	FEDERAL HOME LOAN MORTGAGE CORP	3134GYCC4	Call Redemption	10/15/2024	01/12/2026	5.21000	25,000,000.00	25,000,000.00	-	25,000,000.00
NTRD	1382878046	FEDERAL HOME LOAN MORTGAGE CORP	3134GYCC4	Coupon	10/12/2024	01/12/2026	5.21000	-	-	325,625.00	325,625.00
NTRD	1399221757	FEDERAL HOME LOAN MORTGAGE CORP	3134GYCG5	Call Redemption	10/28/2024	01/27/2026	5.25000	25,000,000.00	25,000,000.00	-	25,000,000.00
NTRD	1393398038	FEDERAL HOME LOAN MORTGAGE CORP	3134GYCG5	Coupon	10/27/2024	01/27/2026	5.25000	-	-	328,125.00	328,125.00
NTRD	1399221756	FEDERAL HOME LOAN MORTGAGE CORP	3134GYCW0	Call Redemption	10/28/2024	01/27/2026	5.34000	25,000,000.00	25,000,000.00	-	25,000,000.00
NTRD	1393398035	FEDERAL HOME LOAN MORTGAGE CORP	3134GYCW0	Coupon	10/27/2024	01/27/2026	5.34000	-	-	333,750.00	333,750.00
NTRD	1399221743	FEDERAL HOME LOAN MORTGAGE CORP	3134GYCR1	Call Redemption	10/28/2024	01/27/2026	5.31000	25,000,000.00	25,000,000.00	-	25,000,000.00
NTRD	1393398031	FEDERAL HOME LOAN MORTGAGE CORP	3134GYCR1	Coupon	10/27/2024	01/27/2026	5.31000	-	-	331,875.00	331,875.00
NTRD	1399221749	FEDERAL HOME LOAN MORTGAGE CORP	3134GYCX8	Call Redemption	10/28/2024	01/27/2026	5.34000	25,000,000.00	25,000,000.00	-	25,000,000.00
NTRD	1393398033	FEDERAL HOME LOAN MORTGAGE CORP	3134GYCX8	Coupon	10/27/2024	01/27/2026	5.34000	-	-	333,750.00	333,750.00
NTRD	1399221747	FEDERAL HOME LOAN MORTGAGE CORP	3134GYDS8	Call Redemption	10/28/2024	01/27/2026	5.35000	25,000,000.00	25,000,000.00	-	25,000,000.00
NTRD	1393398040	FEDERAL HOME LOAN MORTGAGE CORP	3134GYDS8	Coupon	10/27/2024	01/27/2026	5.35000	-	-	334,375.00	334,375.00
NTRD	1399221759	FEDERAL HOME LOAN MORTGAGE CORP	3134GYDR0	Call Redemption	10/28/2024	01/26/2026	5.35000	25,000,000.00	25,000,000.00	-	25,000,000.00
NTRD	1393398027	FEDERAL HOME LOAN MORTGAGE CORP	3134GYDR0	Coupon	10/26/2024	01/26/2026	5.35000	-	-	334,375.00	334,375.00
NTRD	1381129625	FEDERAL HOME LOAN MORTGAGE CORP	3134GYNS7	Call Redemption	10/10/2024	04/10/2026	5.26000	50,000,000.00	50,000,000.00	-	50,000,000.00
NTRD	1383839316	FEDERAL HOME LOAN MORTGAGE CORP	3134GYNS7	Coupon	10/10/2024	04/10/2026	5.26000	-	-	1,315,000.00	1,315,000.00
NTRD	1399221753	FEDERAL HOME LOAN MORTGAGE CORP	3134GYPS5	Call Redemption	10/28/2024	04/26/2027	5.30000	50,000,000.00	50,000,000.00	-	50,000,000.00
NTRD	1397185606	FEDERAL HOME LOAN MORTGAGE CORP	3134GYPS5	Coupon	10/26/2024	04/26/2027	5.30000	-	-	1,325,000.00	1,325,000.00
NTRD	1399221739	FEDERAL HOME LOAN MORTGAGE CORP	3134GYPT3	Call Redemption	10/28/2024	04/26/2027	5.30000	50,000,000.00	50,000,000.00	-	50,000,000.00
NTRD	1397185612	FEDERAL HOME LOAN MORTGAGE CORP	3134GYPT3	Coupon	10/26/2024	04/26/2027	5.30000	-	-	1,325,000.00	1,325,000.00
NTRD	1399221746	FEDERAL HOME LOAN MORTGAGE CORP	3134GYPU0	Call Redemption	10/28/2024	04/26/2027	5.35000	50,000,000.00	50,000,000.00	-	50,000,000.00
NTRD	1397185611	FEDERAL HOME LOAN MORTGAGE CORP	3134GYPU0	Coupon	10/26/2024	04/26/2027	5.35000	-	-	1,337,500.00	1,337,500.00
NTRD	1399221750	FEDERAL HOME LOAN MORTGAGE CORP	3134GYPV8	Call Redemption	10/28/2024	04/26/2027	5.35000	50,000,000.00	50,000,000.00	-	50,000,000.00
NTRD	1397185609	FEDERAL HOME LOAN MORTGAGE CORP	3134GYPV8	Coupon	10/26/2024	04/26/2027	5.35000	-	-	1,337,500.00	1,337,500.00
NTRD	1399221760	FEDERAL HOME LOAN MORTGAGE CORP	3134GYPW6	Call Redemption	10/28/2024	04/26/2027	5.36000	50,000,000.00	50,000,000.00	-	50,000,000.00
NTRD	1397185608	FEDERAL HOME LOAN MORTGAGE CORP	3134GYPW6	Coupon	10/26/2024	04/26/2027	5.36000	-	-	1,340,000.00	1,340,000.00
NTRD	1399221752	FEDERAL HOME LOAN MORTGAGE CORP	3134GYQ88	Call Redemption	10/28/2024	01/26/2027	5.40000	50,000,000.00	50,000,000.00	-	50,000,000.00
NTRD	1397185605	FEDERAL HOME LOAN MORTGAGE CORP	3134GYQ88	Coupon	10/26/2024	01/26/2027	5.40000	-	-	1,350,000.00	1,350,000.00
NTRD	1399221745	FEDERAL HOME LOAN MORTGAGE CORP	3134GYQ96	Call Redemption	10/28/2024	04/26/2027	5.45000	50,000,000.00	50,000,000.00	-	50,000,000.00
NTRD	1397185601	FEDERAL HOME LOAN MORTGAGE CORP	3134GYQ96	Coupon	10/26/2024	04/26/2027	5.45000	-	-	1,362,500.00	1,362,500.00
NTRD	1399221754	FEDERAL HOME LOAN MORTGAGE CORP	3134GYQM7	Call Redemption	10/28/2024	04/27/2027	5.47000	25,000,000.00	25,000,000.00	-	25,000,000.00
NTRD	1397185607	FEDERAL HOME LOAN MORTGAGE CORP	3134GYQM7	Coupon	10/27/2024	04/27/2027	5.47000	-	-	683,750.00	683,750.00
NTRD	1381902154	FEDERAL HOME LOAN MORTGAGE CORP	3134H1EM1	Call Redemption	10/04/2024	10/04/2027	5.83000	25,000,000.00	25,000,000.00	-	25,000,000.00
NTRD	1380614749	FEDERAL HOME LOAN MORTGAGE CORP	3134H1EM1	Coupon	10/04/2024	10/04/2027	5.83000	-	-	728,750.00	728,750.00
NTRD	1381872472	FEDERAL HOME LOAN MORTGAGE CORP	3134H1EN9	Call Redemption	10/04/2024	10/04/2027	5.83500	25,000,000.00	25,000,000.00	-	25,000,000.00
NTRD	1380614750	FEDERAL HOME LOAN MORTGAGE CORP	3134H1EN9	Coupon	10/04/2024	10/04/2027	5.83500	-	-	729,375.00	729,375.00
NTRD	1393398013	FEDERAL HOME LOAN MORTGAGE CORP	3134H1FL2	Call Redemption	10/25/2024	10/25/2027	5.90000	25,000,000.00	25,000,000.00	-	25,000,000.00
NTRD	1393398015	FEDERAL HOME LOAN MORTGAGE CORP	3134H1FL2	Coupon	10/25/2024	10/25/2027	5.90000	-	-	737,500.00	737,500.00
NTRD	1393398028	FEDERAL HOME LOAN MORTGAGE CORP	3134H1JU5	Call Redemption	10/28/2024	10/28/2027	5.92000	50,000,000.00	50,000,000.00	-	50,000,000.00
NTRD	1393398029	FEDERAL HOME LOAN MORTGAGE CORP	3134H1JU5	Coupon	10/28/2024	10/28/2027	5.92000	-	-	1,480,000.00	1,480,000.00
NTRD	1393398017	FEDERAL HOME LOAN MORTGAGE CORP	3134H1JB0	Call Redemption	10/25/2024	10/25/2028	6.01000	50,000,000.00	50,000,000.00	-	50,000,000.00
NTRD	1393398018	FEDERAL HOME LOAN MORTGAGE CORP	3134H1JB0	Coupon	10/25/2024	10/25/2028	6.01000	-	-	1,502,500.00	1,502,500.00
NTRD	1400697604	FEDERAL HOME LOAN MORTGAGE CORP	3134H1HY2	Call Redemption	10/30/2024	10/30/2028	6.00000	25,000,000.00	25,000,000.00	-	25,000,000.00
NTRD	1399858210	FEDERAL HOME LOAN MORTGAGE CORP	3134H1HY2	Coupon	10/30/2024	10/30/2028	6.00000	-	-	750,000.00	750,000.00
NTRD	1399870039	FEDERAL HOME LOAN MORTGAGE CORP	3134H1NU3	Call Redemption	10/29/2024	01/29/2029	5.28000	50,000,000.00	50,000,000.00	-	50,000,000.00
NTRD	1395207406	FEDERAL HOME LOAN MORTGAGE CORP	3134H1NU3	Coupon	10/29/2024	01/29/2029	5.28000	-	-	660,000.00	660,000.00
NTRD	1399870038	FEDERAL HOME LOAN MORTGAGE CORP	3134H1NY5	Call Redemption	10/29/2024	01/29/2029	5.30000	50,000,000.00	50,000,000.00	-	50,000,000.00
NTRD	1395207405	FEDERAL HOME LOAN MORTGAGE CORP	3134H1NY5	Coupon	10/29/2024	01/29/2029	5.30000	-	-	662,500.00	662,500.00
NTRD	1382878049	FEDERAL NATIONAL MORTGAGE ASSOCIATION	3135GAFZ9	Call Redemption	10/10/2024	04/10/2026	5.25000	50,000,000.00	50,000,000.00	-	50,000,000.00
NTRD	1382878050	FEDERAL NATIONAL MORTGAGE ASSOCIATION	3135GAFZ9	Coupon	10/10/2024	04/10/2026	5.25000	-	-	1,312,500.00	1,312,500.00
NTRD	1399221736	FEDERAL NATIONAL MORTGAGE ASSOCIATION	3135GAGR6	Call Redemption	10/28/2024	04/26/2027	5.15000	50,000,000.00	50,000,000.00	-	50,000,000.00
NTRD	1395207089	FEDERAL NATIONAL MORTGAGE ASSOCIATION	3135GAGR6	Coupon	10/28/2024	04/26/2027	5.15000	-	-	1,287,500.00	1,287,500.00
NTRD	1388546088	FEDERAL NATIONAL MORTGAGE ASSOCIATION	3135GAJY8	Call Redemption	10/25/2024	10/25/2027	5.90000	50,000,000.00	50,000,000.00	-	50,000,000.00
NTRD	1388546089	FEDERAL NATIONAL MORTGAGE ASSOCIATION	3135GAJY8	Coupon	10/25/2024	10/25/2027	5.90000	-	-	1,475,000.00	1,475,000.00
NTRD	1394650238	FEDERAL NATIONAL MORTGAGE ASSOCIATION	3135GAJW2	Call Redemption	10/23/2024	10/23/2028	6.00000	50,000,000.00	50,000,000.00	-	50,000,000.00
NTRD	1388546094	FEDERAL NATIONAL MORTGAGE ASSOCIATION	3135GAJW2	Coupon	10/23/2024	10/23/2028	6.00000	-	-	1,500,000.00	1,500,000.00
NTRD	1390503262	FEDERAL NATIONAL MORTGAGE ASSOCIATION	3135GAJV4	Call Redemption	10/28/2024	10/28/2027	5.90000	50,000,000.00	50,000,000.00	-	50,000,000.00
NTRD	1390503263	FEDERAL NATIONAL MORTGAGE ASSOCIATION	3135GAJV4	Coupon	10/28/2024	10/28/2027	5.90000	-	-	1,475,000.00	1,475,000.00
<b>NTRD-PSI TOTAL</b>								<b>1,150,000,000.00</b>	<b>1,150,000,000.00</b>	<b>27,998,750.00</b>	<b>1,177,998,750.00</b>
<b>PSI TOTAL</b>								<b>1,150,000,000.00</b>	<b>1,150,000,000.00</b>	<b>27,998,750.00</b>	<b>1,177,998,750.00</b>

LOS ANGELES COUNTY TREASURER  
 INVESTMENT TRANSACTIONS JOURNAL  
 CALLS-SALES REPORT  
 GROUP: SPECIFIC PURPOSE INVESTMENTS  
 FOR THE PERIOD: OCTOBER 1, 2024 TO OCTOBER 31, 2024  
 ATTACHMENT VIII

Account	Original Trs ID	Description	CUSIP	Transaction Type	Settle Date	Maturity Date	Rate	PAR	Principal	Interest	Settlement Amount
SPI	1394385106	S OF C LAIF	SOFCLAIFMMF	Sell	10/24/2024	10/31/2024	0.00000	750,000.00	750,000.00	0.00	750,000.00
<b>SPI TOTAL</b>								<b>750,000.00</b>	<b>750,000.00</b>	<b>0.00</b>	<b>750,000.00</b>
		<b>SPI TOTAL</b>						<b>750,000.00</b>	<b>750,000.00</b>	<b>0.00</b>	<b>750,000.00</b>

LOS ANGELES COUNTY TREASURER  
 COMPARISON OF INVESTMENT COST TO MARKET VALUE  
 AS OF OCTOBER 31, 2024  
 ATTACHMENT IX

SECURITY TYPE	POOLED			SPECIFIC PURPOSE		
	Amortized Cost	Market Value	Mkt Value Difference	Amortized Cost	Market Value	Mkt Value Difference
Collateralized CD's	\$0.00	\$0.00	\$0.00	\$0.00	\$0.00	\$0.00
Negotiable CD's	2,000,000,000.00	2,000,528,500.00	528,500.00	0.00	0.00	0.00
Euro CD's	0.00	0.00	0.00	0.00	0.00	0.00
Bankers Acceptances	0.00	0.00	0.00	0.00	0.00	0.00
Commercial Paper	14,533,402,366.73	14,530,567,235.50	(2,835,131.23)	0.00	0.00	0.00
Governments	9,588,261,897.49	9,415,349,207.45	(172,912,690.04)	207,087,897.40	207,130,928.73	43,031.31
Agencies	28,259,033,864.68	26,509,499,931.63	(1,749,533,933.06)	217,405,846.51	196,150,065.10	(21,255,781.41)
Municipals	20,282,408.02	20,282,408.02	0.00	2,060,000.00	2,060,000.00	0.00
Corp. & Deposit Notes	0.00	0.00	0.00	0.00	0.00	0.00
Repurchase Agreements	0.00	0.00	0.00	0.00	0.00	0.00
Asset Backed	0.00	0.00	0.00	0.00	0.00	0.00
Other	0.00	0.00	0.00	43,080,069.69	43,080,069.69	0.00
<b>TOTAL</b>	<b><u>\$54,400,980,536.92</u></b>	<b><u>\$52,476,227,282.60</u></b>	<b><u>(\$1,924,753,254.33)</u></b>	<b><u>\$469,633,813.60</u></b>	<b><u>\$448,421,063.52</u></b>	<b><u>(\$21,212,750.08)</u></b>

**Market Pricing Policies and Source:**

The Pooled Surplus Investment Portfolio (PSI) is market priced monthly using Citibank Valuation Total Report month-end prices. Securities not actively traded, and therefore may not have a month-end price quoted in the Citibank Valuation Total Report, are priced in accordance with industry pricing standards and are shown on Attachment IXa. Bond Anticipation Notes are private placements not actively traded, are not included in the Citibank Valuation Total Report. Accordingly, market value is priced at Cost. Such non-traded securities make up 0.04% of the PSI Portfolio.

LOS ANGELES COUNTY TREASURER  
MARKET PRICING EXCEPTIONS  
AS OF OCTOBER 31, 2024  
ATTACHMENT IXa

<b>Security ID</b>	<b>Description</b>	<b>Calculated Market Price</b>
1401399101	CANCARA ASSET SECURITIES LIMITED	98.776
1389621193	THUNDER BAY FUNDING, LLC	98.941

LOS ANGELES COUNTY TREASURER  
 TREASURER PORTFOLIO COMPARED TO MARKET VALUE  
 FOR THE PERIOD: OCTOBER 1, 2024 OCTOBER 31, 2024  
 FUND: POOLED SURPLUS INVESTMENTS  
 ATTACHMENT X

Security ID	CUSIP	Description	Final Maturity	Face Rate	PAR	Amortized Cost	Historical Cost	Market Value
1022381769	3133EPGV1	FEDERAL FARM CREDIT BANKS FUNDING CORPORATION	04/28/2026	4.480	50,000,000.00	50,000,000.00	50,000,000.00	50,068,500.00
821809165	3133EMLN0	FEDERAL FARM CREDIT BANKS FUNDING CORPORATION	12/23/2030	1.240	50,000,000.00	50,000,000.00	50,000,000.00	41,456,000.00
821810641	3133ENCC2	FEDERAL FARM CREDIT BANKS FUNDING CORPORATION	10/27/2031	1.980	20,000,000.00	20,000,000.00	20,000,000.00	16,945,800.00
821809066	3133EL5L4	FEDERAL FARM CREDIT BANKS FUNDING CORPORATION	06/03/2030	1.250	50,000,000.00	50,000,000.00	50,000,000.00	42,209,500.00
1361041879	3133ERSS1	FEDERAL FARM CREDIT BANKS FUNDING CORPORATION	03/11/2032	5.250	19,085,000.00	19,085,000.00	19,085,000.00	19,072,976.45
1104833997	3133EPWS0	FEDERAL FARM CREDIT BANKS FUNDING CORPORATION	09/25/2026	5.200	25,000,000.00	25,000,000.00	25,000,000.00	25,164,000.00
821809918	3133EMNB4	FEDERAL FARM CREDIT BANKS FUNDING CORPORATION	01/14/2031	1.380	25,000,000.00	25,000,000.00	25,000,000.00	20,773,250.00
821809490	3133EMFG2	FEDERAL FARM CREDIT BANKS FUNDING CORPORATION	11/04/2030	1.370	50,000,000.00	50,000,000.00	50,000,000.00	41,842,500.00
1356282330	3133ERST9	FEDERAL FARM CREDIT BANKS FUNDING CORPORATION	09/11/2030	5.120	50,000,000.00	50,000,000.00	50,000,000.00	49,949,000.00
821810656	3133ELXZ2	FEDERAL FARM CREDIT BANKS FUNDING CORPORATION	04/27/2027	1.020	20,925,000.00	20,950,062.36	20,995,517.25	19,398,521.25
821809462	3133EMVB5	FEDERAL FARM CREDIT BANKS FUNDING CORPORATION	04/05/2029	1.730	25,000,000.00	25,000,000.00	25,000,000.00	22,376,250.00
821810615	3133EL2K9	FEDERAL FARM CREDIT BANKS FUNDING CORPORATION	07/30/2029	1.120	20,000,000.00	20,000,000.00	20,000,000.00	17,263,600.00
821809731	3133ELC77	FEDERAL FARM CREDIT BANKS FUNDING CORPORATION	05/27/2027	1.040	35,500,000.00	35,500,000.00	35,500,000.00	32,762,695.00
821809064	3133EMLN0	FEDERAL FARM CREDIT BANKS FUNDING CORPORATION	12/23/2030	1.240	50,000,000.00	50,000,000.00	50,000,000.00	41,456,000.00
821809877	3133ENKZ2	FEDERAL FARM CREDIT BANKS FUNDING CORPORATION	01/14/2032	2.000	25,000,000.00	24,909,708.87	24,875,000.00	21,269,750.00
821809507	3133ENJC5	FEDERAL FARM CREDIT BANKS FUNDING CORPORATION	12/22/2026	1.290	25,000,000.00	25,000,000.00	25,000,000.00	23,500,250.00
821810701	3133ENFN5	FEDERAL FARM CREDIT BANKS FUNDING CORPORATION	11/30/2026	1.540	25,000,000.00	25,000,000.00	25,000,000.00	23,662,000.00
821810441	3133ENLS7	FEDERAL FARM CREDIT BANKS FUNDING CORPORATION	01/26/2032	2.320	25,000,000.00	25,000,000.00	25,000,000.00	21,596,500.00
821810497	3133EMVA7	FEDERAL FARM CREDIT BANKS FUNDING CORPORATION	04/01/2031	2.020	25,000,000.00	25,000,000.00	25,000,000.00	21,502,750.00
1352826210	3133ERRQ6	FEDERAL FARM CREDIT BANKS FUNDING CORPORATION	02/28/2030	5.190	50,000,000.00	49,963,549.48	49,962,500.00	49,985,000.00
821810398	3133ENMP2	FEDERAL FARM CREDIT BANKS FUNDING CORPORATION	01/27/2032	2.230	25,000,000.00	25,000,000.00	25,000,000.00	21,455,500.00
821809049	3133EMFH0	FEDERAL FARM CREDIT BANKS FUNDING CORPORATION	11/04/2030	1.300	50,000,000.00	50,000,000.00	50,000,000.00	41,792,300.00
821809892	3133EMGT3	FEDERAL FARM CREDIT BANKS FUNDING CORPORATION	11/19/2030	1.340	25,000,000.00	25,000,000.00	25,000,000.00	20,857,250.00
821809576	3133EL5F7	FEDERAL FARM CREDIT BANKS FUNDING CORPORATION	12/01/2028	1.030	40,000,000.00	39,943,350.90	39,885,600.00	35,059,200.00
821809520	3133ENHP8	FEDERAL FARM CREDIT BANKS FUNDING CORPORATION	12/20/2028	1.450	25,000,000.00	24,984,055.54	24,973,000.00	22,428,250.00
821810695	3133EMWA6	FEDERAL FARM CREDIT BANKS FUNDING CORPORATION	04/14/2028	1.430	25,000,000.00	25,000,000.00	25,000,000.00	22,720,000.00
821809055	3133EMGT3	FEDERAL FARM CREDIT BANKS FUNDING CORPORATION	11/19/2030	1.340	50,000,000.00	50,000,000.00	50,000,000.00	41,714,500.00
821810624	3133ENDC1	FEDERAL FARM CREDIT BANKS FUNDING CORPORATION	11/03/2026	1.330	20,000,000.00	19,995,991.24	19,990,000.00	18,890,200.00
821810553	3133EMWB4	FEDERAL FARM CREDIT BANKS FUNDING CORPORATION	04/14/2031	2.040	25,000,000.00	25,000,000.00	25,000,000.00	21,514,250.00
821809516	3133ENEM8	FEDERAL FARM CREDIT BANKS FUNDING CORPORATION	11/23/2026	1.430	25,000,000.00	25,000,000.00	25,000,000.00	23,621,750.00
821809744	3133ENEF3	FEDERAL FARM CREDIT BANKS FUNDING CORPORATION	11/16/2026	1.270	20,000,000.00	20,000,000.00	20,000,000.00	18,846,400.00
821809879	3133ENLL2	FEDERAL FARM CREDIT BANKS FUNDING CORPORATION	01/20/2032	2.050	25,000,000.00	25,000,000.00	25,000,000.00	21,184,750.00
821810568	3133EL3J1	FEDERAL FARM CREDIT BANKS FUNDING CORPORATION	08/12/2030	1.150	10,551,000.00	10,542,354.30	10,536,228.60	8,817,681.72
821809501	3133EL6D1	FEDERAL FARM CREDIT BANKS FUNDING CORPORATION	09/10/2029	1.230	25,000,000.00	25,000,000.00	25,000,000.00	21,615,000.00
1118108042	3133EPYC3	FEDERAL FARM CREDIT BANKS FUNDING CORPORATION	10/20/2027	5.360	25,000,000.00	25,000,000.00	25,000,000.00	25,170,000.00
821809757	3133ENLE8	FEDERAL FARM CREDIT BANKS FUNDING CORPORATION	01/18/2028	1.830	25,000,000.00	25,000,000.00	25,000,000.00	23,223,750.00
821810751	3133ENHB9	FEDERAL FARM CREDIT BANKS FUNDING CORPORATION	12/14/2028	1.840	25,000,000.00	25,000,000.00	25,000,000.00	22,646,500.00
821809053	3133EMFH0	FEDERAL FARM CREDIT BANKS FUNDING CORPORATION	11/04/2030	1.300	50,000,000.00	50,000,000.00	50,000,000.00	41,792,300.00
845641500	3133ENVT4	FEDERAL FARM CREDIT BANKS FUNDING CORPORATION	05/03/2027	3.490	25,000,000.00	25,000,000.00	25,000,000.00	24,522,750.00
821810697	3133EMWA6	FEDERAL FARM CREDIT BANKS FUNDING CORPORATION	04/14/2028	1.430	25,000,000.00	25,000,000.00	25,000,000.00	22,720,000.00
821809475	3133EL3J1	FEDERAL FARM CREDIT BANKS FUNDING CORPORATION	08/12/2030	1.150	50,000,000.00	49,958,029.10	49,930,000.00	41,786,000.00
821810051	3133EMJZ6	FEDERAL FARM CREDIT BANKS FUNDING CORPORATION	12/10/2031	1.170	37,000,000.00	36,867,103.95	36,794,280.00	29,640,700.00
903285066	3133ENJ35	FEDERAL FARM CREDIT BANKS FUNDING CORPORATION	02/25/2026	3.320	25,000,000.00	24,998,251.25	24,995,350.00	24,706,750.00
821810781	3133ENKH2	FEDERAL FARM CREDIT BANKS FUNDING CORPORATION	01/10/2028	1.600	25,000,000.00	25,000,000.00	25,000,000.00	23,084,750.00
821809572	3133EMNW8	FEDERAL FARM CREDIT BANKS FUNDING CORPORATION	01/27/2027	0.700	40,000,000.00	40,000,000.00	40,000,000.00	36,966,000.00
821810092	3133EL4P6	FEDERAL FARM CREDIT BANKS FUNDING CORPORATION	08/20/2029	1.140	25,000,000.00	25,000,000.00	25,000,000.00	21,602,500.00
821809783	3133ENCC2	FEDERAL FARM CREDIT BANKS FUNDING CORPORATION	10/27/2031	1.980	25,000,000.00	25,000,000.00	25,000,000.00	21,182,250.00
821810303	3133ENGR5	FEDERAL FARM CREDIT BANKS FUNDING CORPORATION	12/09/2031	2.200	25,000,000.00	25,000,000.00	25,000,000.00	21,464,250.00
821810753	3133ENHB9	FEDERAL FARM CREDIT BANKS FUNDING CORPORATION	12/14/2028	1.840	25,000,000.00	25,000,000.00	25,000,000.00	22,646,500.00
133687925	3133ERPG0	FEDERAL FARM CREDIT BANKS FUNDING CORPORATION	08/14/2028	5.080	25,000,000.00	24,994,083.91	24,993,750.00	24,962,000.00
1393456859	3133ERYN5	FEDERAL FARM CREDIT BANKS FUNDING CORPORATION	10/28/2031	4.900	50,000,000.00	50,000,000.00	50,000,000.00	49,879,500.00
821810677	3133EMLM2	FEDERAL FARM CREDIT BANKS FUNDING CORPORATION	02/21/2031	1.125	21,750,000.00	21,750,000.00	21,750,000.00	19,870,432.50
888663308	3133ENC40	FEDERAL FARM CREDIT BANKS FUNDING CORPORATION	07/25/2029	4.330	25,000,000.00	25,000,000.00	25,000,000.00	24,955,250.00
134444968	3133ERQB0	FEDERAL FARM CREDIT BANKS FUNDING CORPORATION	08/20/2031	5.370	50,000,000.00	49,968,828.56	49,968,000.00	49,970,000.00
821809512	3133ENDC1	FEDERAL FARM CREDIT BANKS FUNDING CORPORATION	11/03/2026	1.330	25,000,000.00	25,000,000.00	25,000,000.00	23,621,750.00
821809015	3133EL4P6	FEDERAL FARM CREDIT BANKS FUNDING CORPORATION	08/20/2029	1.140	43,338,000.00	43,303,182.63	43,272,993.00	37,448,365.80
821809911	3133EMGT3	FEDERAL FARM CREDIT BANKS FUNDING CORPORATION	11/19/2030	1.340	25,000,000.00	25,000,000.00	25,000,000.00	20,857,250.00
821810776	3133ENKH2	FEDERAL FARM CREDIT BANKS FUNDING CORPORATION	01/10/2028	1.600	25,000,000.00	25,000,000.00	25,000,000.00	23,084,750.00
821809286	3133EMXS1	FEDERAL FARM CREDIT BANKS FUNDING CORPORATION	03/15/2029	1.550	50,000,000.00	49,821,188.35	49,675,000.00	44,452,500.00
906065817	3133ENJ76	FEDERAL FARM CREDIT BANKS FUNDING CORPORATION	09/06/2029	4.400	25,000,000.00	25,000,000.00	25,000,000.00	24,984,000.00
1245941140	3133ERBB6	FEDERAL FARM CREDIT BANKS FUNDING CORPORATION	04/16/2029	5.420	50,000,000.00	50,000,000.00	50,000,000.00	50,002,000.00
821809486	3133EL6L3	FEDERAL FARM CREDIT BANKS FUNDING CORPORATION	09/09/2030	1.320	50,000,000.00	50,000,000.00	50,000,000.00	41,894,500.00
821809738	3133ENLZ1	FEDERAL FARM CREDIT BANKS FUNDING CORPORATION	01/26/2027	1.780	25,000,000.00	25,000,000.00	25,000,000.00	23,686,750.00
1359286051	3133ERSS1	FEDERAL FARM CREDIT BANKS FUNDING CORPORATION	03/11/2032	5.250	50,000,000.00	50,000,000.00	50,000,000.00	49,968,500.00
821809273	3133EMLN0	FEDERAL FARM CREDIT BANKS FUNDING CORPORATION	12/23/2030	1.240	50,000,000.00	50,000,000.00	50,000,000.00	41,456,000.00
861158866	3133ENXS4	FEDERAL FARM CREDIT BANKS FUNDING CORPORATION	05/26/2026	3.375	25,000,000.00	25,000,000.00	25,000,000.00	24,661,250.00
821809142	3133EMLM2	FEDERAL FARM CREDIT BANKS FUNDING CORPORATION	02/21/2031	1.125	22,956,000.00	22,954,576.52	22,953,704.40	18,819,099.24
821809667	3133ELC85	FEDERAL FARM CREDIT BANKS FUNDING CORPORATION	05/27/2026	0.820	25,000,000.00	25,000,000.00	25,000,000.00	23,695,000.00
821809099	3133EMNW8	FEDERAL FARM CREDIT BANKS FUNDING CORPORATION	01/27/2027	0.700	50,000,000.00	50,000,000.00	50,000,000.00	46,207,500.00
821809170	3133EMFU1	FEDERAL FARM CREDIT BANKS FUNDING CORPORATION	11/03/2032	1.240	18,330,000.00	18,330,000.00	18,330,000.00	14,301,432.60
1372483908	3133ERUP4	FEDERAL FARM CREDIT BANKS FUNDING CORPORATION	03/25/2030	4.840	50,000,000.00	50,000,000.00	50,000,000.00	49,969,500.00
1366639767	3133ERUP4	FEDERAL FARM CREDIT BANKS FUNDING CORPORATION	03/25/2030	4.840	50,000,000.00	50,000,000.00	50,000,000.00	49,969,500.00
821810524	3133EMVA7	FEDERAL FARM CREDIT BANKS FUNDING CORPORATION	04/01/2031	2.020	25,000,000.00	25,000,000.00	25,000,000.00	21,502,750.00
888663310	3133ENC40	FEDERAL FARM CREDIT BANKS FUNDING CORPORATION	07/25/2029	4.330	50,000,000.00	50,000,000.00	50,000,000.00	49,910,500.00
821809056	3133EMVH2	FEDERAL FARM CREDIT BANKS FUNDING CORPORATION	04/05/2028	1.570	50,000,000.00	50,000,000.00	50,000,000.00	45,695,000.00
821809499	3133EL5U4	FEDERAL FARM CREDIT BANKS FUNDING CORPORATION	09/01/2028	1.120	25,000,000.00	25,000,000.00	25,000,000.00	22,192,750.00
821809133	3133EMVH2	FEDERAL FARM CREDIT BANKS FUNDING CORPORATION	04/05/2028	1.570	50,000,000.00	50,000,000.00	50,000,000.00	45,695,000.00
1125181600	3133EPZZ1	FEDERAL FARM CREDIT BANKS FUNDING CORPORATION	11/03/2028	5.570	30,000,000.00	30,000,000.00	30,000,000.00	30,255,600.00
821810673	3133EMXS1	FEDERAL FARM CREDIT BANKS FUNDING CORPORATION	03/15/2029	1.550	20,945,000.00	20,870,095.81	20,808,857.50	18,621,152.25
1382119138	3133ERXF3	FEDERAL FARM CREDIT BANKS FUNDING CORPORATION	10/15/2031	4.900	50,000,000.00	50,000,000.00	50,000,000.00	49,960,500.00
821809297	3133EMUG5	FEDERAL FARM CREDIT BANKS FUNDING CORPORATION	03/24/2031	1.980	50,000,000.00	49,919,848.90	49,875,000.00	42,912,500.00
821809508	3133EMJW3	FEDERAL FARM CREDIT BANKS FUNDING CORPORATION	12/09/2027	0.860	26,200,000.00	26,200,000.00	26,200,000.00	23,656,504.00
821809480	3133EMKX9	FEDERAL FARM CREDIT BANKS FUNDING CORPORATION	12/23/2030	1.170	50,000,000.00	49,953,936.21	49,925,000.00	41,148,500.00
829937661	3133ENTQ3	FEDERAL F						

LOS ANGELES COUNTY TREASURER  
 TREASURER PORTFOLIO COMPARED TO MARKET VALUE  
 FOR THE PERIOD: OCTOBER 1, 2024 OCTOBER 31, 2024  
 FUND: POOLED SURPLUS INVESTMENTS  
 ATTACHMENT X

Security ID	CUSIP	Description	Final Maturity	Face Rate	PAR	Amortized Cost	Historical Cost	Market Value
821810744	3133ENG6D	FEDERAL FARM CREDIT BANKS FUNDING CORPORATION	12/06/2028	1.780	25,000,000.00	25,000,000.00	25,000,000.00	22,602,750.00
111554787	3133EPYC3	FEDERAL FARM CREDIT BANKS FUNDING CORPORATION	10/20/2027	5.360	40,000,000.00	40,000,000.00	40,000,000.00	40,272,000.00
821810354	3133ENMP2	FEDERAL FARM CREDIT BANKS FUNDING CORPORATION	01/27/2032	2.230	25,000,000.00	25,000,000.00	25,000,000.00	21,455,500.00
821810647	3133ENJL5	FEDERAL FARM CREDIT BANKS FUNDING CORPORATION	12/27/2028	1.450	20,000,000.00	20,000,000.00	20,000,000.00	17,806,000.00
1345838159	3133ERRF0	FEDERAL FARM CREDIT BANKS FUNDING CORPORATION	11/28/2029	5.140	50,000,000.00	50,000,000.00	50,000,000.00	49,970,000.00
821810576	3133EMB50	FEDERAL FARM CREDIT BANKS FUNDING CORPORATION	05/27/2031	1.940	11,923,000.00	11,923,000.00	11,923,000.00	10,166,742.10
865756667	3133ENVN7	FEDERAL FARM CREDIT BANKS FUNDING CORPORATION	04/27/2029	3.140	16,250,000.00	16,224,343.31	16,210,512.50	15,557,912.50
821810675	3133EMG48	FEDERAL FARM CREDIT BANKS FUNDING CORPORATION	06/14/2029	1.590	21,072,000.00	21,007,002.94	20,966,640.00	18,664,734.72
899279683	3133ENF96	FEDERAL FARM CREDIT BANKS FUNDING CORPORATION	08/17/2026	3.960	25,000,000.00	25,000,000.00	25,000,000.00	24,909,000.00
1264134974	3133ERCW9	FEDERAL FARM CREDIT BANKS FUNDING CORPORATION	04/30/2029	5.625	41,060,000.00	41,060,000.01	41,060,000.01	41,182,769.40
821810761	3133ELXZ2	FEDERAL FARM CREDIT BANKS FUNDING CORPORATION	04/27/2027	1.020	5,000,000.00	5,000,000.00	5,000,000.00	4,635,250.00
821810690	3133EMNB4	FEDERAL FARM CREDIT BANKS FUNDING CORPORATION	01/14/2031	1.380	25,000,000.00	25,000,000.00	25,000,000.00	20,773,250.00
821808961	3133EMFU1	FEDERAL FARM CREDIT BANKS FUNDING CORPORATION	11/03/2032	1.240	18,330,000.00	18,330,000.00	18,330,000.00	14,301,432.60
1229752163	3133EP6N0	FEDERAL FARM CREDIT BANKS FUNDING CORPORATION	03/25/2025	5.050	50,000,000.00	50,000,000.00	50,000,000.00	50,076,000.00
1236077155	3133EP6X8	FEDERAL FARM CREDIT BANKS FUNDING CORPORATION	04/02/2029	5.370	50,000,000.00	50,000,000.00	50,000,000.00	49,971,000.00
821809762	3133ENGL8	FEDERAL FARM CREDIT BANKS FUNDING CORPORATION	12/07/2029	2.000	20,000,000.00	20,000,000.00	20,000,000.00	17,872,200.00
821809678	3133EL5F7	FEDERAL FARM CREDIT BANKS FUNDING CORPORATION	12/01/2028	1.030	25,000,000.00	25,000,000.00	25,000,000.00	21,912,000.00
821809747	3133ENJZ4	FEDERAL FARM CREDIT BANKS FUNDING CORPORATION	01/05/2032	1.800	25,000,000.00	24,993,720.22	24,991,250.00	20,820,000.00
821809676	3133MLM2	FEDERAL FARM CREDIT BANKS FUNDING CORPORATION	02/21/2031	1.125	25,000,000.00	24,996,124.46	24,993,750.00	20,494,750.00
821810272	3133ELWW0	FEDERAL FARM CREDIT BANKS FUNDING CORPORATION	04/21/2027	1.330	25,000,000.00	25,000,000.00	25,000,000.00	23,313,500.00
821810769	3133ENFR6	FEDERAL FARM CREDIT BANKS FUNDING CORPORATION	12/01/2025	1.340	9,880,000.00	9,880,000.00	9,880,000.00	9,574,510.40
859635093	3133ENVH0	FEDERAL FARM CREDIT BANKS FUNDING CORPORATION	04/26/2030	3.125	21,450,000.00	21,395,801.66	21,371,707.50	20,222,202.00
1321136050	3133ERLJ8	FEDERAL FARM CREDIT BANKS FUNDING CORPORATION	07/18/2031	5.520	36,769,000.00	36,751,322.60	36,750,615.50	36,742,526.32
1386753176	3133ERXF3	FEDERAL FARM CREDIT BANKS FUNDING CORPORATION	10/15/2031	4.900	30,101,000.00	30,101,000.00	30,101,000.00	30,077,220.21
821809519	3133ENKA7	FEDERAL FARM CREDIT BANKS FUNDING CORPORATION	01/05/2032	2.125	30,000,000.00	30,000,000.00	30,000,000.00	25,582,200.00
821809491	3133EL7A6	FEDERAL FARM CREDIT BANKS FUNDING CORPORATION	09/10/2030	0.950	25,000,000.00	24,930,447.36	24,881,250.00	20,784,750.00
821809052	3133EMGT3	FEDERAL FARM CREDIT BANKS FUNDING CORPORATION	11/19/2030	1.340	50,000,000.00	50,000,000.00	50,000,000.00	41,714,500.00
821810797	3133EMWN8	FEDERAL FARM CREDIT BANKS FUNDING CORPORATION	04/19/2029	1.700	25,000,000.00	25,000,000.00	25,000,000.00	22,324,250.00
821809164	3133EL5K6	FEDERAL FARM CREDIT BANKS FUNDING CORPORATION	09/03/2030	1.240	50,000,000.00	49,941,621.03	49,900,000.00	41,710,500.00
821809308	3133ENJM3	FEDERAL FARM CREDIT BANKS FUNDING CORPORATION	12/27/2027	1.480	50,000,000.00	50,000,000.00	50,000,000.00	45,978,500.00
821809732	3133ELED2	FEDERAL FARM CREDIT BANKS FUNDING CORPORATION	12/18/2025	1.820	36,274,000.00	36,270,577.00	36,255,863.00	35,389,639.88
821810586	3133ENMT4	FEDERAL FARM CREDIT BANKS FUNDING CORPORATION	02/01/2030	2.050	25,000,000.00	25,000,000.00	25,000,000.00	22,237,250.00
821809448	3133ELC28	FEDERAL FARM CREDIT BANKS FUNDING CORPORATION	05/27/2025	0.730	50,000,000.00	50,000,000.00	50,000,000.00	48,972,000.00
821809493	3133EMYE6	FEDERAL FARM CREDIT BANKS FUNDING CORPORATION	05/04/2026	1.000	25,000,000.00	24,988,725.36	24,962,500.00	23,811,500.00
821809465	3133EL6L3	FEDERAL FARM CREDIT BANKS FUNDING CORPORATION	09/09/2030	1.320	32,190,000.00	32,190,000.00	32,190,000.00	26,971,679.10
821810530	3133EMWB4	FEDERAL FARM CREDIT BANKS FUNDING CORPORATION	04/14/2031	2.040	25,000,000.00	25,000,000.00	25,000,000.00	21,514,250.00
863901902	3133ENXX3	FEDERAL FARM CREDIT BANKS FUNDING CORPORATION	06/01/2029	3.930	25,000,000.00	24,987,732.21	24,981,250.00	24,617,500.00
1328100920	3133ERLU3	FEDERAL FARM CREDIT BANKS FUNDING CORPORATION	07/23/2029	5.390	30,000,000.00	30,000,000.00	30,000,000.00	30,015,720.00
866508567	3133ENXV7	FEDERAL FARM CREDIT BANKS FUNDING CORPORATION	06/02/2031	4.330	25,000,000.00	25,000,000.00	25,000,000.00	24,581,500.00
1126839223	3133EPZZ1	FEDERAL FARM CREDIT BANKS FUNDING CORPORATION	11/03/2028	5.570	24,295,000.00	24,295,000.00	24,295,000.00	24,501,993.40
821809521	3133ENKV1	FEDERAL FARM CREDIT BANKS FUNDING CORPORATION	01/13/2027	1.500	25,000,000.00	24,992,304.22	24,982,500.00	23,633,750.00
821809050	3133EMJK9	FEDERAL FARM CREDIT BANKS FUNDING CORPORATION	12/09/2030	1.280	50,000,000.00	49,923,706.16	49,875,000.00	41,489,500.00
1122064631	3133EPZH1	FEDERAL FARM CREDIT BANKS FUNDING CORPORATION	10/27/2026	5.420	50,000,000.00	50,000,000.00	50,000,000.00	50,557,000.00
821809224	3133EL5K6	FEDERAL FARM CREDIT BANKS FUNDING CORPORATION	09/03/2030	1.240	50,000,000.00	50,000,000.00	50,000,000.00	41,710,500.00
821810455	3133EMGK2	FEDERAL FARM CREDIT BANKS FUNDING CORPORATION	11/12/2030	1.030	25,000,000.00	24,992,463.05	24,987,500.00	20,786,250.00
1365839319	3133ERUP4	FEDERAL FARM CREDIT BANKS FUNDING CORPORATION	03/25/2030	4.840	50,000,000.00	50,000,000.00	50,000,000.00	49,969,500.00
821810743	3133ENG6D	FEDERAL FARM CREDIT BANKS FUNDING CORPORATION	12/06/2028	1.780	25,000,000.00	25,000,000.00	25,000,000.00	22,602,750.00
1055914263	3133EPNF8	FEDERAL FARM CREDIT BANKS FUNDING CORPORATION	06/23/2026	4.820	25,000,000.00	24,978,505.02	24,962,500.00	25,057,250.00
1366639774	3133ERST9	FEDERAL FARM CREDIT BANKS FUNDING CORPORATION	09/11/2030	5.120	47,700,000.00	47,731,752.11	47,740,545.00	47,651,346.00
1243484826	3133ERAB7	FEDERAL FARM CREDIT BANKS FUNDING CORPORATION	04/10/2028	5.300	50,000,000.00	50,000,000.00	50,000,000.00	50,030,000.00
821809702	3133EMUK6	FEDERAL FARM CREDIT BANKS FUNDING CORPORATION	03/25/2026	1.050	25,000,000.00	25,000,000.00	25,000,000.00	23,914,000.00
1121394790	3133EPTY6	FEDERAL FARM CREDIT BANKS FUNDING CORPORATION	10/20/2028	5.520	39,370,000.00	39,370,000.00	39,370,000.00	39,654,645.10
821809506	3133EMMD1	FEDERAL FARM CREDIT BANKS FUNDING CORPORATION	01/06/2031	1.240	25,000,000.00	25,000,000.00	25,000,000.00	20,598,500.00
821810700	3133ENFN5	FEDERAL FARM CREDIT BANKS FUNDING CORPORATION	11/30/2026	1.540	25,000,000.00	25,000,000.00	25,000,000.00	23,662,000.00
900293453	3133ENG61	FEDERAL FARM CREDIT BANKS FUNDING CORPORATION	08/16/2032	4.700	25,000,000.00	24,980,529.70	24,975,000.00	24,694,250.00
1046329690	3133EPMAD	FEDERAL FARM CREDIT BANKS FUNDING CORPORATION	06/09/2028	4.690	25,000,000.00	25,000,000.00	25,000,000.00	24,916,000.00
821810134	3133EMUQ3	FEDERAL FARM CREDIT BANKS FUNDING CORPORATION	03/30/2027	1.300	25,000,000.00	25,000,000.00	25,000,000.00	23,337,250.00
821810638	3133ENDL1	FEDERAL FARM CREDIT BANKS FUNDING CORPORATION	11/08/2027	1.400	20,000,000.00	20,000,000.00	20,000,000.00	18,413,800.00
821810709	3133ENFN5	FEDERAL FARM CREDIT BANKS FUNDING CORPORATION	11/30/2026	1.540	25,000,000.00	25,000,000.00	25,000,000.00	23,662,000.00
1318202537	3133ERLJ8	FEDERAL FARM CREDIT BANKS FUNDING CORPORATION	07/18/2031	5.520	25,000,000.00	25,000,000.00	25,000,000.00	24,982,000.00
821810248	3133ELWW0	FEDERAL FARM CREDIT BANKS FUNDING CORPORATION	04/21/2027	1.330	25,000,000.00	25,000,000.00	25,000,000.00	23,313,500.00
1355455710	3133ERST9	FEDERAL FARM CREDIT BANKS FUNDING CORPORATION	09/11/2030	5.120	50,000,000.00	50,000,000.00	50,000,000.00	49,949,000.00
821809375	3133ELXZ2	FEDERAL FARM CREDIT BANKS FUNDING CORPORATION	04/27/2027	1.020	35,000,000.00	35,000,000.00	35,000,000.00	32,446,750.00
878042078	3133ENZQ6	FEDERAL FARM CREDIT BANKS FUNDING CORPORATION	06/29/2032	4.700	20,000,000.00	19,938,746.24	19,920,000.00	19,842,000.00
1352826220	3133ERQB0	FEDERAL FARM CREDIT BANKS FUNDING CORPORATION	08/20/2031	5.370	45,316,000.00	45,293,841.75	45,293,342.00	45,288,810.40
821809771	3133ENGL8	FEDERAL FARM CREDIT BANKS FUNDING CORPORATION	12/07/2029	2.000	20,000,000.00	20,000,000.00	20,000,000.00	17,872,200.00
821809233	3133ENEF3	FEDERAL FARM CREDIT BANKS FUNDING CORPORATION	11/16/2026	1.270	20,000,000.00	20,000,000.00	20,000,000.00	18,846,400.00
821810653	3133ENLL2	FEDERAL FARM CREDIT BANKS FUNDING CORPORATION	01/20/2032	2.050	20,000,000.00	20,000,000.00	20,000,000.00	16,947,800.00
821809054	3133EMNB4	FEDERAL FARM CREDIT BANKS FUNDING CORPORATION	01/14/2031	1.380	50,000,000.00	49,962,787.51	49,940,000.00	41,546,500.00
821810431	3133EMKY7	FEDERAL FARM CREDIT BANKS FUNDING CORPORATION	12/21/2027	0.740	20,000,000.00	20,000,000.00	20,000,000.00	17,967,800.00
821810793	3133EMWN8	FEDERAL FARM CREDIT BANKS FUNDING CORPORATION	04/19/2029	1.700	25,000,000.00	25,000,000.00	25,000,000.00	22,324,250.00
821810319	3133EMDT6	FEDERAL FARM CREDIT BANKS FUNDING CORPORATION	01/21/2028	0.900	17,300,000.00	17,296,533.44	17,292,215.00	15,586,089.00
821809515	3133EMXX5	FEDERAL FARM CREDIT BANKS FUNDING CORPORATION	04/30/2029	1.430	30,000,000.00	30,000,000.00	30,000,000.00	26,438,100.00
821809880	3133ELC85	FEDERAL FARM CREDIT BANKS FUNDING CORPORATION	05/27/2026	0.820	25,000,000.00	25,000,000.00	25,000,000.00	23,695,000.00
821809756	3133ENGL8	FEDERAL FARM CREDIT BANKS FUNDING CORPORATION	12/07/2029	2.000	20,000,000.00	20,000,000.00	20,000,000.00	17,872,200.00
821810487	3133EMVA7	FEDERAL FARM CREDIT BANKS FUNDING CORPORATION	04/01/2031	2.020	25,000,000.00	25,000,000.00	25,000,000.00	21,502,750.00
821809220	3133EL5K6	FEDERAL FARM CREDIT BANKS FUNDING CORPORATION	09/03/2030	1.240	50,000,000.00	50,000,000.00	50,000,000.00	41,710,500.00
821810459	3133EMGK2	FEDERAL FARM CREDIT BANKS FUNDING CORPORATION	11/12/2030	1.030	25,000,000.00	24,976,635.42	24,961,250.00	20,786,250.00
1373351812	3133ERVP3	FEDERAL FARM CREDIT BANKS FUNDING CORPORATION	04/01/2031	4.900	50,000,000.00	50,000,000.00	50,000,000.00	49,967,500.00
821809670	3133EL5F7	FEDERAL FARM CREDIT BANKS FUNDING CORPORATION	12/01/2028	1.030	25,000,000.00	25,000,000.00	25,000,000.00	21,912,000.00
1109093626	3133EPWS0	FEDERAL FARM CREDIT BANKS FUNDING CORPORATION	09/25/2026	5.200	40,708,000.00	40,682,094.91	40,667,292.00	40,975,044.48
863901898	3133ENXX3	FEDERAL FARM CREDIT BANKS FUNDING CORPORATION	06/01/2029	3.930	20,000,000.00	20,000,000.00	20,000,000.00	19,694,000.00
821809840	3133ENLR9	FEDERAL FARM CREDIT BANKS FUNDING CORPORATION	01/24/2029	2.000	25,000,000.00	25,000,000.00	25,000,000.00	22,743,000.00
821809474	3133EMSG8	FEDERAL FARM CREDIT BANKS						



LOS ANGELES COUNTY TREASURER  
 TREASURER PORTFOLIO COMPARED TO MARKET VALUE  
 FOR THE PERIOD: OCTOBER 1, 2024 OCTOBER 31, 2024  
 FUND: POOLED SURPLUS INVESTMENTS  
 ATTACHMENT X

Security ID	CUSIP	Description	Final Maturity	Face Rate	PAR	Amortized Cost	Historical Cost	Market Value
1322061996	3133ERMJ7	FEDERAL FARM CREDIT BANKS FUNDING CORPORATION	01/29/2032	5.750	50,000,000.00	50,000,000.00	50,000,000.00	49,845,500.00
821809067	3133EL5L4	FEDERAL FARM CREDIT BANKS FUNDING CORPORATION	06/03/2030	1.250	50,000,000.00	50,000,000.00	50,000,000.00	42,209,500.00
821809418	3133EMDT6	FEDERAL FARM CREDIT BANKS FUNDING CORPORATION	01/21/2028	0.900	50,000,000.00	49,989,981.06	49,977,500.00	45,046,500.00
1131865559	3133EPB38	FEDERAL FARM CREDIT BANKS FUNDING CORPORATION	11/17/2027	5.230	25,000,000.00	25,000,000.00	25,000,000.00	25,141,250.00
821809044	3133EMJK9	FEDERAL FARM CREDIT BANKS FUNDING CORPORATION	12/09/2030	1.280	50,000,000.00	50,000,000.00	50,000,000.00	41,489,500.00
821809470	3133ELTS3	FEDERAL FARM CREDIT BANKS FUNDING CORPORATION	03/17/2027	1.000	50,000,000.00	50,000,000.00	50,000,000.00	46,301,000.00
868381884	3133ENYM6	FEDERAL FARM CREDIT BANKS FUNDING CORPORATION	06/08/2028	3.780	25,000,000.00	25,000,000.00	25,000,000.00	24,600,500.00
821810450	3133ENLS7	FEDERAL FARM CREDIT BANKS FUNDING CORPORATION	01/26/2032	2.320	25,000,000.00	25,000,000.00	25,000,000.00	21,596,500.00
821810762	3133EMFG2	FEDERAL FARM CREDIT BANKS FUNDING CORPORATION	11/04/2030	1.370	6,000,000.00	6,000,000.00	6,000,000.00	5,021,100.00
1132575157	3133EPB38	FEDERAL FARM CREDIT BANKS FUNDING CORPORATION	11/17/2027	5.230	25,000,000.00	25,000,000.00	25,000,000.00	25,141,250.00
821808973	3133ENFL9	FEDERAL FARM CREDIT BANKS FUNDING CORPORATION	11/29/2028	1.650	22,000,000.00	22,000,000.00	22,000,000.00	19,792,300.00
821809498	3133EL2K9	FEDERAL FARM CREDIT BANKS FUNDING CORPORATION	07/30/2029	1.120	25,000,000.00	25,000,000.00	25,000,000.00	21,579,500.00
888663309	3133ENC40	FEDERAL FARM CREDIT BANKS FUNDING CORPORATION	07/25/2029	4.330	25,000,000.00	25,000,000.00	25,000,000.00	24,955,250.00
1158562675	3133EPN92	FEDERAL FARM CREDIT BANKS FUNDING CORPORATION	12/22/2027	4.860	25,000,000.00	25,000,000.00	25,000,000.00	25,007,000.00
821809072	3133EL4P6	FEDERAL FARM CREDIT BANKS FUNDING CORPORATION	08/20/2029	1.140	45,200,000.00	45,200,000.00	45,200,000.00	39,057,320.00
821809940	3133EMDV1	FEDERAL FARM CREDIT BANKS FUNDING CORPORATION	10/21/2030	0.990	50,000,000.00	49,946,276.01	49,910,000.00	41,537,000.00
821809128	3133EMVH2	FEDERAL FARM CREDIT BANKS FUNDING CORPORATION	04/05/2028	1.570	50,000,000.00	50,000,000.00	50,000,000.00	45,695,000.00
821810280	3133ENKM1	FEDERAL FARM CREDIT BANKS FUNDING CORPORATION	01/12/2032	2.120	25,000,000.00	25,000,000.00	25,000,000.00	21,166,000.00
821810407	3133ENMP2	FEDERAL FARM CREDIT BANKS FUNDING CORPORATION	01/27/2032	2.230	25,000,000.00	25,000,000.00	25,000,000.00	21,455,500.00
1137387134	3133EPD51	FEDERAL FARM CREDIT BANKS FUNDING CORPORATION	11/14/2028	5.250	17,349,000.00	17,341,997.69	17,340,325.50	17,427,070.50
821809216	3133ELXZ2	FEDERAL FARM CREDIT BANKS FUNDING CORPORATION	04/27/2027	1.020	50,000,000.00	50,000,000.00	50,000,000.00	46,352,500.00
821809287	3133ELCP7	FEDERAL FARM CREDIT BANKS FUNDING CORPORATION	12/03/2024	1.625	50,000,000.00	49,998,949.10	49,940,000.00	49,845,500.00
821809057	3133EMNB4	FEDERAL FARM CREDIT BANKS FUNDING CORPORATION	01/14/2031	1.380	50,000,000.00	49,992,245.29	49,987,500.00	41,546,500.00
821810764	3133EMGT3	FEDERAL FARM CREDIT BANKS FUNDING CORPORATION	11/19/2030	1.340	6,525,000.00	6,525,000.00	6,525,000.00	5,443,742.25
821809231	3133ENJK7	FEDERAL FARM CREDIT BANKS FUNDING CORPORATION	12/23/2031	2.050	45,000,000.00	45,000,000.00	45,000,000.00	38,192,400.00
821810650	3133EMGK2	FEDERAL FARM CREDIT BANKS FUNDING CORPORATION	11/12/2030	1.030	20,000,000.00	19,920,246.31	19,868,200.00	16,629,000.00
1064302239	3133EPPV1	FEDERAL FARM CREDIT BANKS FUNDING CORPORATION	07/14/2028	5.430	25,000,000.00	25,000,000.00	25,000,000.00	25,085,000.00
821810222	3133EMUQ3	FEDERAL FARM CREDIT BANKS FUNDING CORPORATION	03/30/2027	1.300	25,000,000.00	25,000,000.00	25,000,000.00	23,337,250.00
1372483909	3133ERUP4	FEDERAL FARM CREDIT BANKS FUNDING CORPORATION	03/25/2030	4.840	34,000,000.00	34,000,000.00	34,000,000.00	33,979,260.00
1236937619	3133EP6X8	FEDERAL FARM CREDIT BANKS FUNDING CORPORATION	04/02/2029	5.370	25,000,000.00	25,000,000.00	25,000,000.00	24,985,500.00
821809197	3133EMWMO	FEDERAL FARM CREDIT BANKS FUNDING CORPORATION	04/21/2031	1.970	45,000,000.00	45,000,000.00	45,000,000.00	38,532,600.00
821810377	3133EMFU1	FEDERAL FARM CREDIT BANKS FUNDING CORPORATION	11/03/2032	1.240	18,340,000.00	18,340,000.00	18,340,000.00	14,309,234.80
821809513	3133EMXW7	FEDERAL FARM CREDIT BANKS FUNDING CORPORATION	04/28/2028	1.400	25,000,000.00	24,975,068.48	24,950,000.00	22,687,000.00
821808958	3133ELXZ2	FEDERAL FARM CREDIT BANKS FUNDING CORPORATION	04/27/2027	1.020	50,000,000.00	50,000,000.00	50,000,000.00	46,352,500.00
821810560	3133ENMT4	FEDERAL FARM CREDIT BANKS FUNDING CORPORATION	02/01/2030	2.050	25,000,000.00	25,000,000.00	25,000,000.00	22,237,250.00
821809076	3133EMLN0	FEDERAL FARM CREDIT BANKS FUNDING CORPORATION	12/23/2030	1.240	48,935,000.00	48,902,788.10	48,882,639.55	40,572,987.20
821810773	3133ENEM8	FEDERAL FARM CREDIT BANKS FUNDING CORPORATION	11/23/2026	1.430	10,000,000.00	10,000,000.00	10,000,000.00	9,448,700.00
829937660	3133ENTQ3	FEDERAL FARM CREDIT BANKS FUNDING CORPORATION	04/04/2029	3.500	8,200,000.00	8,200,000.00	8,200,000.00	7,916,280.00
821810084	3133ENKB5	FEDERAL FARM CREDIT BANKS FUNDING CORPORATION	01/05/2034	2.340	38,700,000.00	38,670,403.29	38,661,300.00	31,797,081.00
821810127	3133EL4P6	FEDERAL FARM CREDIT BANKS FUNDING CORPORATION	08/20/2029	1.140	25,000,000.00	24,986,638.72	24,975,000.00	21,602,500.00
821809481	3133EMMD1	FEDERAL FARM CREDIT BANKS FUNDING CORPORATION	01/06/2031	1.240	50,000,000.00	50,000,000.00	50,000,000.00	41,197,000.00
821809048	3133EMJK9	FEDERAL FARM CREDIT BANKS FUNDING CORPORATION	12/09/2030	1.280	50,000,000.00	49,923,706.16	49,875,000.00	41,489,500.00
821809509	3133ENLE8	FEDERAL FARM CREDIT BANKS FUNDING CORPORATION	01/18/2028	1.830	27,000,000.00	27,000,000.00	27,000,000.00	25,081,650.00
821810603	3133ENJC5	FEDERAL FARM CREDIT BANKS FUNDING CORPORATION	12/22/2026	1.290	12,000,000.00	11,994,864.66	11,988,000.00	11,280,120.00
821809679	3133EMUK6	FEDERAL FARM CREDIT BANKS FUNDING CORPORATION	03/25/2026	1.050	25,000,000.00	25,000,000.00	25,000,000.00	23,914,000.00
821809765	3133ENHE3	FEDERAL FARM CREDIT BANKS FUNDING CORPORATION	12/14/2029	1.930	25,000,000.00	25,000,000.00	25,000,000.00	22,250,500.00
134644418	3133ERRG8	FEDERAL FARM CREDIT BANKS FUNDING CORPORATION	11/27/2030	5.300	49,625,000.00	49,625,000.00	49,625,000.00	49,484,561.25
821809423	3133ELN34	FEDERAL FARM CREDIT BANKS FUNDING CORPORATION	06/22/2027	0.875	25,000,000.00	25,000,000.00	25,000,000.00	22,916,500.00
821810284	3133ENFG0	FEDERAL FARM CREDIT BANKS FUNDING CORPORATION	11/29/2033	2.350	15,150,000.00	15,150,000.00	15,150,000.00	12,535,261.50
821810467	3133ENHB9	FEDERAL FARM CREDIT BANKS FUNDING CORPORATION	12/14/2028	1.840	25,000,000.00	25,000,000.00	25,000,000.00	22,646,500.00
821809466	3133EMC26	FEDERAL FARM CREDIT BANKS FUNDING CORPORATION	06/03/2030	1.740	25,000,000.00	25,000,000.00	25,000,000.00	21,724,500.00
840008631	3133ENUV0	FEDERAL FARM CREDIT BANKS FUNDING CORPORATION	04/19/2032	4.000	25,000,000.00	25,000,000.00	25,000,000.00	23,791,500.00
821810674	3133ENMS6	FEDERAL FARM CREDIT BANKS FUNDING CORPORATION	02/01/2028	1.875	21,250,000.00	21,235,609.46	21,223,437.50	19,754,000.00
821810547	3133EMWB4	FEDERAL FARM CREDIT BANKS FUNDING CORPORATION	04/14/2031	2.040	25,000,000.00	25,000,000.00	25,000,000.00	21,514,250.00
821810758	3133ENHB9	FEDERAL FARM CREDIT BANKS FUNDING CORPORATION	12/14/2028	1.840	25,000,000.00	25,000,000.00	25,000,000.00	22,646,500.00
825556677	3133ENSF8	FEDERAL FARM CREDIT BANKS FUNDING CORPORATION	03/21/2029	2.870	50,000,000.00	49,975,552.47	49,961,000.00	47,101,500.00
821809298	3133EMVA7	FEDERAL FARM CREDIT BANKS FUNDING CORPORATION	04/01/2031	2.020	50,000,000.00	49,871,600.88	49,800,000.00	43,005,500.00
821809511	3133ENMT4	FEDERAL FARM CREDIT BANKS FUNDING CORPORATION	02/01/2030	2.050	27,200,000.00	27,200,000.00	27,200,000.00	24,194,128.00
821810633	3133ENEM8	FEDERAL FARM CREDIT BANKS FUNDING CORPORATION	11/23/2026	1.430	20,000,000.00	20,000,000.00	20,000,000.00	18,897,400.00
821810704	3133ENFN5	FEDERAL FARM CREDIT BANKS FUNDING CORPORATION	11/30/2026	1.540	25,000,000.00	25,000,000.00	25,000,000.00	23,662,000.00
821810661	3133ENMP2	FEDERAL FARM CREDIT BANKS FUNDING CORPORATION	01/27/2032	2.230	20,900,000.00	20,900,000.00	20,900,000.00	17,936,798.00
821810452	3133EL6W9	FEDERAL FARM CREDIT BANKS FUNDING CORPORATION	09/14/2028	1.000	20,000,000.00	20,000,000.00	20,000,000.00	17,648,400.00
867624350	3133ENYM6	FEDERAL FARM CREDIT BANKS FUNDING CORPORATION	06/08/2028	3.780	25,000,000.00	25,000,000.00	25,000,000.00	24,600,500.00
821809496	3133ELXZ2	FEDERAL FARM CREDIT BANKS FUNDING CORPORATION	04/27/2027	1.020	25,000,000.00	25,000,000.00	25,000,000.00	23,176,250.00
821810689	3133EMNB4	FEDERAL FARM CREDIT BANKS FUNDING CORPORATION	01/14/2031	1.380	25,000,000.00	25,000,000.00	25,000,000.00	20,773,250.00
1104833999	3133EPWS0	FEDERAL FARM CREDIT BANKS FUNDING CORPORATION	09/25/2026	5.200	25,000,000.00	25,000,000.00	25,000,000.00	25,164,000.00
821810310	3133ENGR5	FEDERAL FARM CREDIT BANKS FUNDING CORPORATION	12/09/2031	2.200	25,000,000.00	25,000,000.00	25,000,000.00	21,464,250.00
821810605	3133ENKM1	FEDERAL FARM CREDIT BANKS FUNDING CORPORATION	01/12/2032	2.120	25,000,000.00	25,000,000.00	25,000,000.00	21,166,000.00
821810282	3133ENKM1	FEDERAL FARM CREDIT BANKS FUNDING CORPORATION	01/12/2032	2.120	25,000,000.00	25,000,000.00	25,000,000.00	21,166,000.00
821809425	3133EMXQ0	FEDERAL FARM CREDIT BANKS FUNDING CORPORATION	04/28/2026	0.940	25,000,000.00	25,000,000.00	25,000,000.00	23,804,250.00
821809130	3133EMVH2	FEDERAL FARM CREDIT BANKS FUNDING CORPORATION	04/05/2028	1.570	50,000,000.00	49,944,938.38	49,887,500.00	45,695,000.00
876366161	3133ENZN3	FEDERAL FARM CREDIT BANKS FUNDING CORPORATION	06/29/2029	4.270	25,000,000.00	25,000,000.00	25,000,000.00	24,859,561.00
1374462693	31331CT3	FEDERAL FARM CREDIT BANKS FUNDING CORPORATION	03/07/2025	4.310	50,000,000.00	49,245,750.00	49,054,194.44	49,229,500.00
1369856206	313312T91	FEDERAL FARM CREDIT BANKS FUNDING CORPORATION	12/20/2024	4.540	50,000,000.00	49,691,027.78	49,451,416.67	49,684,000.00
1395208192	313313AS7	FEDERAL FARM CREDIT BANKS FUNDING CORPORATION	01/17/2025	4.480	50,000,000.00	49,520,888.89	49,471,111.11	49,516,500.00
1348954667	313312N30	FEDERAL FARM CREDIT BANKS FUNDING CORPORATION	11/04/2024	5.050	50,000,000.00	49,978,958.33	49,523,055.56	49,968,000.00
1315899655	313312Q37	FEDERAL FARM CREDIT BANKS FUNDING CORPORATION	11/20/2024	5.140	50,000,000.00	49,864,361.11	49,086,222.22	49,865,000.00
1386753181	313312T83	FEDERAL FARM CREDIT BANKS FUNDING CORPORATION	12/19/2024	4.580	50,000,000.00	49,694,666.67	49,586,527.78	49,690,000.00
1361041881	313312T91	FEDERAL FARM CREDIT BANKS FUNDING CORPORATION	12/20/2024	4.780	50,000,000.00	49,674,694.45	49,349,388.89	49,684,000.00
1360035872	313312T91	FEDERAL FARM CREDIT BANKS FUNDING CORPORATION	12/20/2024	4.840	50,000,000.00	49,670,611.11	49,334,500.00	49,684,000.00
1325384032	313312S27	FEDERAL FARM CREDIT BANKS FUNDING CORPORATION	12/05/2024	5.080	25,000,000.00	24,880,055.55	24,534,333.33	24,888,500.00
1372483897	313312T91	FEDERAL FARM CREDIT BANKS FUNDING CORPORATION	12/20/2024	4.500	50,000,000.00	49,693,750.00	49,468,750.00	49,684,000.00
1374462688	313313CQ9	FEDERAL FARM CREDIT BANKS FUNDING CORPORATION	03/04/2025	4.310	50,000,000.00	49,263,708.34	49,072,152.78	49,247,500.00
1348954664	31331							

LOS ANGELES COUNTY TREASURER  
 TREASURER PORTFOLIO COMPARED TO MARKET VALUE  
 FOR THE PERIOD: OCTOBER 1, 2024 OCTOBER 31, 2024  
 FUND: POOLED SURPLUS INVESTMENTS  
 ATTACHMENT X

Security ID	CUSIP	Description	Final Maturity	Face Rate	PAR	Amortized Cost	Historical Cost	Market Value
1395208184	313313AS7	FEDERAL FARM CREDIT BANKS FUNDING CORPORATION	01/17/2025	4.480	50,000,000.00	49,520,888.89	49,471,111.11	49,516,500.00
1354631074	313312N55	FEDERAL FARM CREDIT BANKS FUNDING CORPORATION	11/06/2024	5.000	40,000,000.00	39,972,222.22	39,650,000.00	39,964,000.00
1365839303	313313CB2	FEDERAL FARM CREDIT BANKS FUNDING CORPORATION	02/19/2025	4.530	50,000,000.00	49,307,916.66	49,031,083.33	49,316,500.00
1361041880	313312T91	FEDERAL FARM CREDIT BANKS FUNDING CORPORATION	12/20/2024	4.780	25,000,000.00	24,837,347.22	24,674,694.44	24,842,000.00
1373351801	313313AF5	FEDERAL FARM CREDIT BANKS FUNDING CORPORATION	01/06/2025	4.400	50,000,000.00	49,596,666.67	49,401,111.11	49,584,000.00
1374462681	313313CT3	FEDERAL FARM CREDIT BANKS FUNDING CORPORATION	03/07/2025	4.310	50,000,000.00	49,245,750.00	49,054,194.44	49,229,500.00
1370619232	313313CC0	FEDERAL FARM CREDIT BANKS FUNDING CORPORATION	02/20/2025	4.330	50,000,000.00	49,332,458.33	49,115,958.33	49,310,500.00
1370619221	313313CC0	FEDERAL FARM CREDIT BANKS FUNDING CORPORATION	02/20/2025	4.330	50,000,000.00	49,332,458.33	49,115,958.33	49,310,500.00
1369856205	313312T91	FEDERAL FARM CREDIT BANKS FUNDING CORPORATION	12/20/2024	4.540	50,000,000.00	49,691,027.78	49,451,416.67	49,684,000.00
1365839295	313313CB2	FEDERAL FARM CREDIT BANKS FUNDING CORPORATION	02/19/2025	4.530	50,000,000.00	49,307,916.66	49,031,083.33	49,316,500.00
1372483896	313312T91	FEDERAL FARM CREDIT BANKS FUNDING CORPORATION	12/20/2024	4.500	50,000,000.00	49,693,750.00	49,468,750.00	49,684,000.00
1395948316	313313BF4	FEDERAL FARM CREDIT BANKS FUNDING CORPORATION	01/30/2025	4.460	50,000,000.00	49,442,500.00	49,417,722.22	49,437,000.00
1373351811	313313AF5	FEDERAL FARM CREDIT BANKS FUNDING CORPORATION	01/06/2025	4.400	50,000,000.00	49,596,666.67	49,401,111.11	49,584,000.00
1336408112	313313AR9	FEDERAL FARM CREDIT BANKS FUNDING CORPORATION	01/16/2025	4.820	50,000,000.00	49,491,222.22	48,928,888.89	49,523,000.00
1374462683	313313C09	FEDERAL FARM CREDIT BANKS FUNDING CORPORATION	03/04/2025	4.310	50,000,000.00	49,263,708.34	49,072,152.78	49,247,500.00
1395948320	313313BF4	FEDERAL FARM CREDIT BANKS FUNDING CORPORATION	01/30/2025	4.460	50,000,000.00	49,442,500.00	49,417,722.22	49,437,000.00
1386753186	313312T83	FEDERAL FARM CREDIT BANKS FUNDING CORPORATION	12/19/2024	4.580	50,000,000.00	49,694,666.67	49,586,527.78	49,690,000.00
821810727	3130AKA71	FEDERAL HOME LOAN BANKS	10/08/2030	1.250	50,000,000.00	50,000,000.00	50,000,000.00	41,755,500.00
821809307	3130AJWG0	FEDERAL HOME LOAN BANKS	08/10/2028	1.020	32,995,000.00	32,995,000.00	32,995,000.00	29,208,493.80
821810783	3130AKPK6	FEDERAL HOME LOAN BANKS	01/27/2032	1.370	50,000,000.00	50,000,000.00	50,000,000.00	40,080,000.00
821810712	3130AKAQ9	FEDERAL HOME LOAN BANKS	10/07/2030	1.210	50,000,000.00	50,000,000.00	50,000,000.00	41,655,000.00
821809606	3130AMAB8	FEDERAL HOME LOAN BANKS	04/27/2029	1.550	25,000,000.00	25,000,000.00	25,000,000.00	22,143,750.00
870007040	3130ASF99	FEDERAL HOME LOAN BANKS	06/29/2027	3.800	25,000,000.00	25,000,000.00	25,000,000.00	24,718,750.00
841371341	3130ARNL1	FEDERAL HOME LOAN BANKS	04/21/2027	3.260	25,000,000.00	25,000,000.00	25,000,000.00	24,403,000.00
820231279	3130ARCH2	FEDERAL HOME LOAN BANKS	03/24/2025	2.040	25,000,000.00	25,000,000.00	25,000,000.00	24,740,750.00
850346601	3130ARV40	FEDERAL HOME LOAN BANKS	05/05/2025	3.100	25,000,000.00	25,000,000.00	25,000,000.00	24,820,500.00
821809632	3130APMY8	FEDERAL HOME LOAN BANKS	10/27/2027	1.400	25,000,000.00	25,000,000.00	25,000,000.00	22,983,000.00
826608930	3130AR6F3	FEDERAL HOME LOAN BANKS	03/24/2025	2.000	50,000,000.00	50,000,000.00	50,000,000.00	49,473,500.00
826608941	3130ARCC3	FEDERAL HOME LOAN BANKS	03/24/2025	2.030	50,000,000.00	50,000,000.00	50,000,000.00	49,479,500.00
821809587	3130AHL76	FEDERAL HOME LOAN BANKS	11/25/2026	2.080	40,950,000.00	40,950,000.00	40,950,000.00	39,174,817.50
821810738	3130AKPE0	FEDERAL HOME LOAN BANKS	01/27/2031	1.260	50,000,000.00	50,000,000.00	50,000,000.00	41,353,000.00
821809219	3130AQWY5	FEDERAL HOME LOAN BANKS	02/24/2025	1.700	25,000,000.00	25,000,000.00	25,000,000.00	24,780,250.00
821809546	3130APNL5	FEDERAL HOME LOAN BANKS	10/27/2026	1.280	25,000,000.00	25,000,000.00	25,000,000.00	23,574,000.00
821809529	3130AKKQ8	FEDERAL HOME LOAN BANKS	12/23/2030	1.250	25,000,000.00	25,000,000.00	25,000,000.00	20,753,750.00
850346592	3130ARZT1	FEDERAL HOME LOAN BANKS	05/23/2025	3.450	25,000,000.00	25,000,000.00	25,000,000.00	24,848,750.00
821809167	3130AQLB7	FEDERAL HOME LOAN BANKS	01/26/2029	1.875	25,000,000.00	25,000,000.00	25,000,000.00	22,599,750.00
821809234	3130AQM42	FEDERAL HOME LOAN BANKS	01/27/2032	2.250	22,700,000.00	22,700,000.00	22,700,000.00	19,413,494.00
821809600	3130AQT37	FEDERAL HOME LOAN BANKS	02/28/2025	1.500	25,000,000.00	25,000,000.00	25,000,000.00	24,740,250.00
819378330	3130ARAZ4	FEDERAL HOME LOAN BANKS	03/28/2025	2.000	50,000,000.00	50,000,000.00	50,000,000.00	49,459,500.00
837511310	3130ARRT0	FEDERAL HOME LOAN BANKS	04/25/2025	3.020	25,000,000.00	25,000,000.00	25,000,000.00	24,812,250.00
821809221	3130AQNRO	FEDERAL HOME LOAN BANKS	01/27/2027	1.750	25,000,000.00	25,000,000.00	25,000,000.00	23,654,000.00
821809460	3130AMAD4	FEDERAL HOME LOAN BANKS	11/12/2026	1.100	30,000,000.00	30,000,000.00	30,000,000.00	28,153,800.00
842850552	3130ARVF5	FEDERAL HOME LOAN BANKS	05/19/2025	3.210	25,000,000.00	25,000,000.00	25,000,000.00	24,819,250.00
841371336	3130ARUC3	FEDERAL HOME LOAN BANKS	05/12/2025	3.120	25,000,000.00	25,000,000.00	25,000,000.00	24,813,750.00
821810791	3130AKQC3	FEDERAL HOME LOAN BANKS	01/27/2033	1.500	50,000,000.00	50,000,000.00	50,000,000.00	39,092,000.00
821809243	3130AJC31	FEDERAL HOME LOAN BANKS	03/14/2031	1.500	25,000,000.00	24,824,304.56	24,723,000.00	20,982,000.00
821809215	3130AQM26	FEDERAL HOME LOAN BANKS	01/27/2027	1.700	25,000,000.00	25,000,000.00	25,000,000.00	23,627,000.00
821809230	3130AQL76	FEDERAL HOME LOAN BANKS	01/20/2032	2.160	25,000,000.00	25,000,000.00	25,000,000.00	21,251,750.00
849799807	3130ARZC8	FEDERAL HOME LOAN BANKS	05/23/2025	3.400	25,000,000.00	25,000,000.00	25,000,000.00	24,842,000.00
1179317769	3130AYG59	FEDERAL HOME LOAN BANKS	01/29/2029	5.150	24,545,000.00	24,545,000.00	24,545,000.00	24,542,300.05
1377030885	3130B2WQ4	FEDERAL HOME LOAN BANKS	10/10/2031	4.700	33,150,000.00	33,150,000.00	33,150,000.00	32,776,731.00
821809596	3130AQJR5	FEDERAL HOME LOAN BANKS	01/27/2027	1.500	25,000,000.00	25,000,000.00	25,000,000.00	23,521,500.00
835023450	3130ARPH8	FEDERAL HOME LOAN BANKS	04/28/2025	3.010	25,000,000.00	25,000,000.00	25,000,000.00	24,814,000.00
821810778	3130AKXM3	FEDERAL HOME LOAN BANKS	02/17/2032	1.350	50,000,000.00	50,000,000.00	50,000,000.00	39,956,000.00
1313237110	3130B1WZ6	FEDERAL HOME LOAN BANKS	07/16/2031	5.600	25,835,000.00	25,835,000.00	25,835,000.00	25,873,752.50
843475069	3130ARKR1	FEDERAL HOME LOAN BANKS	04/25/2025	2.910	25,000,000.00	25,000,000.00	25,000,000.00	24,812,000.00
850346595	3130ARZV4	FEDERAL HOME LOAN BANKS	05/23/2025	3.500	25,000,000.00	25,000,000.00	25,000,000.00	24,855,750.00
833040168	3130ARDB4	FEDERAL HOME LOAN BANKS	04/04/2025	2.090	25,000,000.00	25,000,000.00	25,000,000.00	24,724,250.00
833040183	3130ARNE7	FEDERAL HOME LOAN BANKS	04/27/2027	3.250	50,000,000.00	50,000,000.00	50,000,000.00	48,790,500.00
821809611	3130AQ7B3	FEDERAL HOME LOAN BANKS	12/21/2027	1.610	25,000,000.00	25,000,000.00	25,000,000.00	23,042,500.00
821809583	3130AKK96	FEDERAL HOME LOAN BANKS	12/30/2030	1.250	40,440,000.00	40,440,000.00	40,440,000.00	33,552,663.60
844868360	3130ARP70	FEDERAL HOME LOAN BANKS	04/25/2025	3.000	50,000,000.00	50,000,000.00	50,000,000.00	49,620,000.00
821810688	3130AQLV4	FEDERAL HOME LOAN BANKS	02/24/2025	1.650	25,000,000.00	25,000,000.00	25,000,000.00	24,756,500.00
841085426	3130ARKG5	FEDERAL HOME LOAN BANKS	04/21/2026	3.000	25,000,000.00	25,000,000.00	25,000,000.00	24,539,750.00
813949229	3130AR6C0	FEDERAL HOME LOAN BANKS	03/24/2025	2.000	50,000,000.00	50,000,000.00	50,000,000.00	49,473,500.00
838488791	3130ARGR6	FEDERAL HOME LOAN BANKS	04/14/2025	2.600	25,000,000.00	25,000,000.00	25,000,000.00	24,764,500.00
821809161	3130AQKU6	FEDERAL HOME LOAN BANKS	01/19/2029	1.770	25,000,000.00	25,000,000.00	25,000,000.00	22,509,750.00
821810283	3130AQWY5	FEDERAL HOME LOAN BANKS	02/24/2025	1.700	15,000,000.00	15,000,000.00	15,000,000.00	14,856,150.00
821809368	3130AKJA5	FEDERAL HOME LOAN BANKS	12/16/2030	1.280	33,193,901.85	33,193,901.85	33,193,901.85	27,629,372.00
821810055	3130AKAQ9	FEDERAL HOME LOAN BANKS	10/07/2030	1.210	38,200,000.00	38,200,000.00	38,200,000.00	31,824,420.00
1342711516	3130B2FB6	FEDERAL HOME LOAN BANKS	08/06/2029	5.250	50,000,000.00	50,000,000.00	50,000,000.00	49,992,000.00
821808963	3130AQ4R1	FEDERAL HOME LOAN BANKS	12/13/2028	1.700	25,000,000.00	25,000,000.00	25,000,000.00	22,530,750.00
821809680	3130ALV68	FEDERAL HOME LOAN BANKS	03/30/2026	1.030	25,000,000.00	25,000,000.00	25,000,000.00	23,870,000.00
824373426	3130AJK40	FEDERAL HOME LOAN BANKS	05/04/2027	1.200	19,444,444.44	19,444,444.45	19,444,444.45	18,027,916.67
821809174	3130AHL76	FEDERAL HOME LOAN BANKS	11/25/2026	2.080	50,000,000.00	50,000,000.00	50,000,000.00	47,832,500.00
821809202	3130AHHN0	FEDERAL HOME LOAN BANKS	12/16/2026	2.020	50,000,000.00	50,000,000.00	50,000,000.00	47,710,500.00
821809241	3130AQRW5	FEDERAL HOME LOAN BANKS	02/17/2032	2.400	25,000,000.00	25,000,000.00	25,000,000.00	21,588,000.00
858143703	3130AS6Q7	FEDERAL HOME LOAN BANKS	06/07/2027	3.250	25,000,000.00	25,000,000.00	25,000,000.00	24,438,500.00
1141009813	3130AXVE5	FEDERAL HOME LOAN BANKS	11/28/2028	5.350	50,000,000.00	50,000,000.00	50,000,000.00	50,067,000.00
877589745	3130ASHH5	FEDERAL HOME LOAN BANKS	06/28/2027	4.260	25,000,000.00	25,000,000.00	25,000,000.00	24,888,250.00
821809650	3130ALD43	FEDERAL HOME LOAN BANKS	02/24/2031	1.460	25,000,000.00	25,000,000.00	25,000,000.00	20,807,000.00
853951950	3130ARVC2	FEDERAL HOME LOAN BANKS	05/12/2025	3.200	25,000,000.00	25,000,000.00	25,000,000.00	24,824,250.00
870006897	3130ASF06	FEDERAL HOME LOAN BANKS	06/27/2025	3.500	25,000,000.00	25,000,000.00	25,000,000.00	24,830,250.00
821852235	3130AQYZ0	FEDERAL HOME LOAN BANKS	03/03/2025	2.000	25,000,000.00	25,000,000.00	25,000,000.00	24,776,250.00

LOS ANGELES COUNTY TREASURER  
 TREASURER PORTFOLIO COMPARED TO MARKET VALUE  
 FOR THE PERIOD: OCTOBER 1, 2024 OCTOBER 31, 2024  
 FUND: POOLED SURPLUS INVESTMENTS  
 ATTACHMENT X

Security ID	CUSIP	Description	Final Maturity	Face Rate	PAR	Amortized Cost	Historical Cost	Market Value
1237998929	3130B0PR4	FEDERAL HOME LOAN BANKS	10/02/2028	5.000	25,000,000.00	25,000,000.00	25,000,000.00	25,010,250.00
828331469	3130AR6A4	FEDERAL HOME LOAN BANKS	03/28/2025	2.000	50,000,000.00	50,000,000.00	50,000,000.00	49,459,500.00
869387879	3130ASEK1	FEDERAL HOME LOAN BANKS	06/27/2025	3.335	25,000,000.00	25,000,000.00	25,000,000.00	24,803,750.00
821809149	3130AJSQ3	FEDERAL HOME LOAN BANKS	07/06/2027	1.020	24,185,000.00	24,182,685.30	24,178,953.75	22,197,234.85
821810799	3130AQJW4	FEDERAL HOME LOAN BANKS	01/27/2027	1.520	50,000,000.00	50,000,000.00	50,000,000.00	47,064,500.00
821809562	3130APWC5	FEDERAL HOME LOAN BANKS	11/23/2026	1.375	25,000,000.00	25,000,000.00	25,000,000.00	23,573,500.00
821810784	3130AQF24	FEDERAL HOME LOAN BANKS	12/29/2026	1.400	50,000,000.00	50,000,000.00	50,000,000.00	47,038,500.00
821809534	3130APM25	FEDERAL HOME LOAN BANKS	10/27/2026	1.250	25,000,000.00	25,000,000.00	25,000,000.00	23,559,750.00
984352416	3130AUT38	FEDERAL HOME LOAN BANKS	02/27/2026	5.100	25,000,000.00	25,000,000.00	25,000,000.00	24,971,750.00
821809644	3130AME73	FEDERAL HOME LOAN BANKS	05/18/2028	1.450	25,000,000.00	25,000,000.00	25,000,000.00	22,639,500.00
821810681	3130AKTV8	FEDERAL HOME LOAN BANKS	01/28/2031	1.320	50,000,000.00	50,000,000.00	50,000,000.00	41,512,000.00
821810610	3130APP33	FEDERAL HOME LOAN BANKS	11/17/2028	1.600	12,000,000.00	12,000,000.00	12,000,000.00	10,789,320.00
826608927	3130ARSR8	FEDERAL HOME LOAN BANKS	03/24/2025	1.890	50,000,000.00	50,000,000.00	50,000,000.00	49,452,500.00
826608942	3130AR5P2	FEDERAL HOME LOAN BANKS	03/24/2025	1.875	50,000,000.00	50,000,000.00	50,000,000.00	49,449,500.00
821809659	3130AQF32	FEDERAL HOME LOAN BANKS	12/29/2027	1.500	25,000,000.00	25,000,000.00	25,000,000.00	22,947,500.00
859220857	3130ARVY4	FEDERAL HOME LOAN BANKS	05/19/2025	3.350	25,000,000.00	25,000,000.00	25,000,000.00	24,837,750.00
821852239	3130AR2J9	FEDERAL HOME LOAN BANKS	03/10/2025	2.000	25,000,000.00	25,000,000.00	25,000,000.00	24,762,000.00
855441198	3130ARVW8	FEDERAL HOME LOAN BANKS	05/16/2025	3.320	25,000,000.00	25,000,000.00	25,000,000.00	24,836,000.00
835023451	3130ARPM7	FEDERAL HOME LOAN BANKS	04/28/2025	3.020	25,000,000.00	24,999,391.52	24,996,250.00	24,815,250.00
851779930	3130ARVU2	FEDERAL HOME LOAN BANKS	05/09/2025	3.300	25,000,000.00	25,000,000.00	25,000,000.00	24,840,250.00
836624936	3130ARF63	FEDERAL HOME LOAN BANKS	04/11/2025	2.300	25,000,000.00	25,000,000.00	25,000,000.00	24,736,000.00
821809166	3130AQB44	FEDERAL HOME LOAN BANKS	12/14/2029	1.800	25,000,000.00	25,000,000.00	25,000,000.00	22,075,000.00
821810683	3130AQKV4	FEDERAL HOME LOAN BANKS	01/27/2027	1.625	25,000,000.00	25,000,000.00	25,000,000.00	23,587,750.00
821809558	3130AKPK6	FEDERAL HOME LOAN BANKS	01/27/2032	1.370	25,000,000.00	25,000,000.00	25,000,000.00	20,040,000.00
843475066	3130ARPK1	FEDERAL HOME LOAN BANKS	04/25/2025	3.000	25,000,000.00	25,000,000.00	25,000,000.00	24,810,000.00
821852237	3130AQXK4	FEDERAL HOME LOAN BANKS	03/07/2025	1.740	25,000,000.00	25,000,000.00	25,000,000.00	24,745,000.00
826608940	3130ARCG4	FEDERAL HOME LOAN BANKS	03/24/2025	2.040	25,000,000.00	25,000,000.00	25,000,000.00	24,740,750.00
1349188571	3130B2E27	FEDERAL HOME LOAN BANKS	08/28/2031	5.150	50,000,000.00	50,000,000.00	50,000,000.00	50,109,500.00
821810696	3130AKTZ9	FEDERAL HOME LOAN BANKS	02/03/2031	1.320	50,000,000.00	50,000,000.00	50,000,000.00	41,495,500.00
821809601	3130AQHZ9	FEDERAL HOME LOAN BANKS	01/25/2027	1.540	25,000,000.00	25,000,000.00	25,000,000.00	23,546,500.00
811657280	3130AR2Q3	FEDERAL HOME LOAN BANKS	03/07/2025	2.010	25,000,000.00	25,000,000.00	25,000,000.00	24,768,250.00
821809953	3130AJV48	FEDERAL HOME LOAN BANKS	07/28/2027	0.770	50,000,000.00	50,000,000.00	50,000,000.00	45,481,000.00
821810734	3130AKYE0	FEDERAL HOME LOAN BANKS	02/24/2031	1.250	50,000,000.00	50,000,000.00	50,000,000.00	41,043,500.00
1327267068	3130B26C4	FEDERAL HOME LOAN BANKS	08/13/2031	5.420	25,000,000.00	25,000,000.00	25,000,000.00	24,996,500.00
870006889	3130ASFH7	FEDERAL HOME LOAN BANKS	06/27/2025	3.500	25,000,000.00	25,000,000.00	25,000,000.00	24,830,250.00
821810706	3130AKNQ5	FEDERAL HOME LOAN BANKS	01/27/2032	1.340	50,000,000.00	50,000,000.00	50,000,000.00	39,988,500.00
821809640	3130APXY6	FEDERAL HOME LOAN BANKS	12/01/2026	1.420	25,000,000.00	25,000,000.00	25,000,000.00	23,580,750.00
821809199	3130AKJU1	FEDERAL HOME LOAN BANKS	12/30/2027	0.875	22,000,000.00	22,000,000.00	22,000,000.00	19,789,440.00
821809996	3130AM2J0	FEDERAL HOME LOAN BANKS	04/28/2026	1.050	50,000,000.00	50,000,000.00	50,000,000.00	47,631,500.00
821809655	3130AQAY9	FEDERAL HOME LOAN BANKS	12/30/2026	1.500	25,000,000.00	25,000,000.00	25,000,000.00	23,568,500.00
811718483	3130AQXH1	FEDERAL HOME LOAN BANKS	03/03/2025	1.720	25,000,000.00	25,000,000.00	25,000,000.00	24,753,000.00
821809627	3130APVD4	FEDERAL HOME LOAN BANKS	11/23/2027	1.390	25,000,000.00	25,000,000.00	25,000,000.00	22,931,250.00
836624939	3130ARF48	FEDERAL HOME LOAN BANKS	04/11/2025	2.300	25,000,000.00	25,000,000.00	25,000,000.00	24,736,000.00
821809582	3130AHSJ3	FEDERAL HOME LOAN BANKS	12/23/2026	2.090	40,000,000.00	40,000,000.00	40,000,000.00	38,210,400.00
870418077	3130ASGA1	FEDERAL HOME LOAN BANKS	06/27/2025	3.820	25,000,000.00	25,000,000.00	25,000,000.00	24,884,250.00
821809610	3130AQTT0	FEDERAL HOME LOAN BANKS	02/28/2025	1.550	25,000,000.00	25,000,000.00	25,000,000.00	24,742,750.00
821108957	3130ARD99	FEDERAL HOME LOAN BANKS	04/04/2025	2.080	25,000,000.00	25,000,000.00	25,000,000.00	24,723,250.00
821809554	3130APVK8	FEDERAL HOME LOAN BANKS	11/23/2026	1.300	25,000,000.00	25,000,000.00	25,000,000.00	23,537,000.00
821810420	3130AKJT4	FEDERAL HOME LOAN BANKS	12/30/2030	1.290	19,875,000.00	19,875,000.00	19,875,000.00	16,532,621.25
844868359	3130ARPE5	FEDERAL HOME LOAN BANKS	04/28/2025	3.000	25,000,000.00	25,000,000.00	25,000,000.00	24,812,750.00
821810777	3130AKNV4	FEDERAL HOME LOAN BANKS	01/27/2032	1.350	50,000,000.00	50,000,000.00	50,000,000.00	40,019,000.00
837511314	3130ARRR4	FEDERAL HOME LOAN BANKS	04/28/2025	3.020	25,000,000.00	25,000,000.00	25,000,000.00	24,815,250.00
821810693	3130AQLU5	FEDERAL HOME LOAN BANKS	01/27/2027	1.660	25,000,000.00	25,000,000.00	25,000,000.00	23,606,250.00
821810702	3130AL4N1	FEDERAL HOME LOAN BANKS	02/24/2031	1.320	50,000,000.00	50,000,000.00	50,000,000.00	41,233,500.00
821810028	3130AJJQ3	FEDERAL HOME LOAN BANKS	04/27/2027	1.200	50,000,000.00	50,000,000.00	50,000,000.00	46,383,000.00
877589744	3130ASDV8	FEDERAL HOME LOAN BANKS	06/28/2027	3.300	25,000,000.00	25,000,000.00	25,000,000.00	24,456,500.00
819993801	3130ARBH3	FEDERAL HOME LOAN BANKS	03/28/2025	2.000	50,000,000.00	50,000,000.00	50,000,000.00	49,459,500.00
821810687	3130AQLQ4	FEDERAL HOME LOAN BANKS	01/27/2027	1.650	25,000,000.00	25,000,000.00	25,000,000.00	23,601,000.00
821810000	3130AKB96	FEDERAL HOME LOAN BANKS	10/02/2030	1.080	50,000,000.00	50,000,000.00	50,000,000.00	41,337,000.00
821809567	3130AK3V6	FEDERAL HOME LOAN BANKS	09/30/2030	1.300	39,950,000.00	39,950,000.00	39,950,000.00	33,486,489.50
821810730	3130AKKQ8	FEDERAL HOME LOAN BANKS	12/23/2030	1.250	50,000,000.00	50,000,000.00	50,000,000.00	41,507,500.00
821809694	3130AL4L5	FEDERAL HOME LOAN BANKS	08/24/2029	1.150	25,000,000.00	25,000,000.00	25,000,000.00	21,530,250.00
821810786	3130AKS23	FEDERAL HOME LOAN BANKS	01/27/2033	1.495	50,000,000.00	50,000,000.00	50,000,000.00	39,075,000.00
821809550	3130APYJ8	FEDERAL HOME LOAN BANKS	06/08/2026	1.290	25,000,000.00	25,000,000.00	25,000,000.00	23,827,250.00
839545177	3130ARHC8	FEDERAL HOME LOAN BANKS	04/17/2025	2.600	25,000,000.00	25,000,000.00	25,000,000.00	24,759,000.00
821809972	3130AJRQ4	FEDERAL HOME LOAN BANKS	06/25/2027	1.000	50,000,000.00	50,000,000.00	50,000,000.00	45,910,000.00
1132575155	3130AXQQ4	FEDERAL HOME LOAN BANKS	11/28/2028	5.250	50,000,000.00	50,000,000.00	50,000,000.00	50,276,000.00
821809145	3130AQ3P6	FEDERAL HOME LOAN BANKS	12/08/2031	2.080	24,000,000.00	24,000,000.00	24,000,000.00	20,451,360.00
821809636	3130APX26	FEDERAL HOME LOAN BANKS	12/01/2026	1.400	25,000,000.00	25,000,000.00	25,000,000.00	23,571,000.00
840297222	3130ARE56	FEDERAL HOME LOAN BANKS	04/04/2025	2.210	25,000,000.00	25,000,000.00	25,000,000.00	24,736,750.00
838488793	3130ARKC4	FEDERAL HOME LOAN BANKS	04/14/2025	2.840	25,000,000.00	25,000,000.00	25,000,000.00	24,791,000.00
1362911311	313384P94	FEDERAL HOME LOAN BANKS	11/18/2024	4.745	50,000,000.00	49,887,965.28	49,584,812.50	49,878,000.00
1369856202	313384U72	FEDERAL HOME LOAN BANKS	12/26/2024	4.514	50,000,000.00	49,655,180.55	49,423,211.11	49,646,500.00
1365817674	313384T90	FEDERAL HOME LOAN BANKS	12/20/2024	4.720	50,000,000.00	49,678,777.78	49,390,333.33	49,684,000.00
1365008893	313384P45	FEDERAL HOME LOAN BANKS	11/13/2024	4.834	50,000,000.00	49,919,433.33	49,624,022.22	49,910,000.00
1370619216	313384T58	FEDERAL HOME LOAN BANKS	12/16/2024	4.500	34,704,000.00	34,508,790.00	34,348,284.00	34,501,675.68
1395208188	313384T90	FEDERAL HOME LOAN BANKS	12/20/2024	4.593	50,000,000.00	49,687,420.84	49,661,904.17	49,684,000.00
1399641474	313384T66	FEDERAL HOME LOAN BANKS	12/17/2024	4.550	50,000,000.00	49,709,305.55	49,690,347.22	49,702,500.00
1365817672	313384P60	FEDERAL HOME LOAN BANKS	11/15/2024	4.760	33,900,000.00	33,837,247.33	33,640,024.67	33,830,166.00
1372483902	313384U80	FEDERAL HOME LOAN BANKS	12/27/2024	4.500	50,000,000.00	49,650,000.00	49,431,250.00	49,640,500.00
1379063891	313384V30	FEDERAL HOME LOAN BANKS	12/30/2024	4.525	50,000,000.00	49,629,201.39	49,440,659.72	49,621,500.00
1399641489	313384U72	FEDERAL HOME LOAN BANKS	12/26/2024	4.597	50,000,000.00	49,648,840.27	49,636,070.83	49,646,500.00
1390502358	313385AF3	FEDERAL HOME LOAN BANKS	01/06/2025	4.485	50,000,000.00	49,588,875.00	49,501,666.67	49,584,000.00
1400330573	313384V30	FEDERAL HOME LOAN BANKS	12/30/2024	4.465	32,557,000.00	32,318,759.63	32,310,683.69	32,310,543.51

LOS ANGELES COUNTY TREASURER  
 TREASURER PORTFOLIO COMPARED TO MARKET VALUE  
 FOR THE PERIOD: OCTOBER 1, 2024 OCTOBER 31, 2024  
 FUND: POOLED SURPLUS INVESTMENTS  
 ATTACHMENT X

Security ID	CUSIP	Description	Final Maturity	Face Rate	PAR	Amortized Cost	Historical Cost	Market Value
1382826491	313384T90	FEDERAL HOME LOAN BANKS	12/20/2024	4.560	50,000,000.00	49,689,666.67	49,537,666.67	49,684,000.00
1355440947	313384M89	FEDERAL HOME LOAN BANKS	11/01/2024	5.029	50,000,000.00	50,000,000.00	49,608,855.56	49,987,000.00
1354631080	313384N47	FEDERAL HOME LOAN BANKS	11/05/2024	5.010	50,000,000.00	49,972,166.67	49,568,583.33	49,961,500.00
1372483900	313384U80	FEDERAL HOME LOAN BANKS	12/27/2024	4.500	50,000,000.00	49,650,000.00	49,431,250.00	49,640,500.00
1360035874	313384T25	FEDERAL HOME LOAN BANKS	12/13/2024	4.860	50,000,000.00	49,716,500.00	49,385,750.00	49,727,000.00
1384304629	313385AK2	FEDERAL HOME LOAN BANKS	01/10/2025	4.530	33,000,000.00	32,709,325.00	32,622,122.50	32,709,270.00
1395208194	313384T90	FEDERAL HOME LOAN BANKS	12/20/2024	4.608	50,000,000.00	49,686,400.00	49,641,600.00	49,684,000.00
1365817676	313384T90	FEDERAL HOME LOAN BANKS	12/20/2024	4.720	50,000,000.00	49,678,777.78	49,390,333.33	49,684,000.00
1349195863	313384R27	FEDERAL HOME LOAN BANKS	11/27/2024	4.977	50,000,000.00	49,820,275.00	49,370,962.50	49,820,000.00
1372483913	313384Q51	FEDERAL HOME LOAN BANKS	11/22/2024	4.620	50,000,000.00	49,865,250.00	49,640,666.67	49,852,500.00
1399641479	313384V30	FEDERAL HOME LOAN BANKS	12/30/2024	4.470	50,000,000.00	49,633,708.33	49,615,083.33	49,621,500.00
1394331774	313384V30	FEDERAL HOME LOAN BANKS	12/30/2024	4.590	50,000,000.00	49,623,875.00	49,566,500.00	49,621,500.00
1372483910	313384Q51	FEDERAL HOME LOAN BANKS	11/22/2024	4.620	50,000,000.00	49,865,250.00	49,640,666.67	49,852,500.00
1377029578	313385AB2	FEDERAL HOME LOAN BANKS	01/02/2025	4.493	50,000,000.00	49,613,102.78	49,432,134.72	49,608,500.00
1388880330	313385AW6	FEDERAL HOME LOAN BANKS	01/21/2025	4.510	50,000,000.00	49,492,625.00	49,392,402.78	49,492,000.00
1395944667	313385AS5	FEDERAL HOME LOAN BANKS	01/17/2025	4.500	50,000,000.00	49,518,750.00	49,475,000.00	49,516,500.00
1366639769	313384T90	FEDERAL HOME LOAN BANKS	12/20/2024	4.618	50,000,000.00	49,685,719.44	49,416,336.11	49,684,000.00
1343681395	313384Q36	FEDERAL HOME LOAN BANKS	11/20/2024	5.042	50,000,000.00	49,866,947.22	49,362,747.22	49,865,000.00
1369856208	313385AF3	FEDERAL HOME LOAN BANKS	01/06/2025	4.470	50,000,000.00	49,590,250.00	49,354,333.33	49,584,000.00
1368969878	313384T90	FEDERAL HOME LOAN BANKS	12/20/2024	4.585	50,000,000.00	49,687,965.28	49,439,611.11	49,684,000.00
1372483895	313384Q51	FEDERAL HOME LOAN BANKS	11/22/2024	4.620	50,000,000.00	49,865,250.00	49,640,666.67	49,852,500.00
1369856199	313384R76	FEDERAL HOME LOAN BANKS	12/02/2024	4.560	8,449,000.00	8,413,823.59	8,375,155.74	8,414,443.59
1373351806	313384T90	FEDERAL HOME LOAN BANKS	12/20/2024	4.470	50,000,000.00	49,695,791.67	49,478,500.00	49,684,000.00
1343681393	313384Q36	FEDERAL HOME LOAN BANKS	11/20/2024	5.042	50,000,000.00	49,866,947.22	49,362,747.22	49,865,000.00
1399641483	313384V30	FEDERAL HOME LOAN BANKS	12/30/2024	4.470	50,000,000.00	49,633,708.33	49,615,083.33	49,621,500.00
1384934154	313384T90	FEDERAL HOME LOAN BANKS	12/20/2024	4.540	50,000,000.00	49,691,027.78	49,558,611.11	49,684,000.00
1374462699	313384R76	FEDERAL HOME LOAN BANKS	12/02/2024	4.520	17,356,000.00	17,288,446.59	17,218,714.04	17,285,013.96
1397753138	313384V30	FEDERAL HOME LOAN BANKS	12/30/2024	4.520	50,000,000.00	49,629,611.11	49,604,500.00	49,621,500.00
1390502364	313384T74	FEDERAL HOME LOAN BANKS	12/18/2024	4.540	17,154,000.00	17,052,324.43	17,022,038.09	17,049,703.68
1360035867	313384N39	FEDERAL HOME LOAN BANKS	11/04/2024	4.940	45,549,000.00	45,530,249.00	45,217,732.25	45,519,848.64
1365008898	313384Q51	FEDERAL HOME LOAN BANKS	11/22/2024	4.760	50,000,000.00	49,861,166.67	49,563,666.67	49,852,500.00
1377030883	313385AB2	FEDERAL HOME LOAN BANKS	01/02/2025	4.493	50,000,000.00	49,613,102.78	49,432,134.72	49,608,500.00
1345256029	313384N39	FEDERAL HOME LOAN BANKS	11/04/2024	5.040	50,000,000.00	49,979,000.00	49,482,000.00	49,684,000.00
1366639771	313384T90	FEDERAL HOME LOAN BANKS	12/20/2024	4.618	50,000,000.00	49,685,719.44	49,416,336.11	49,684,000.00
1356282332	313384M89	FEDERAL HOME LOAN BANKS	11/01/2024	5.000	25,000,000.00	25,000,000.00	24,805,555.56	24,993,500.00
1397753140	313384V30	FEDERAL HOME LOAN BANKS	12/30/2024	4.520	50,000,000.00	49,629,611.11	49,604,500.00	49,621,500.00
1390502361	313384T74	FEDERAL HOME LOAN BANKS	12/18/2024	4.540	50,000,000.00	49,703,638.89	49,615,361.11	49,696,000.00
1356282331	313384M89	FEDERAL HOME LOAN BANKS	11/01/2024	5.000	50,000,000.00	50,000,000.00	49,611,111.11	49,987,000.00
1365008892	313384P45	FEDERAL HOME LOAN BANKS	11/13/2024	4.834	50,000,000.00	49,919,433.33	49,624,022.22	49,910,000.00
1395944660	313385AS5	FEDERAL HOME LOAN BANKS	01/17/2025	4.500	50,000,000.00	49,518,750.00	49,475,000.00	49,516,500.00
1365008894	313384T74	FEDERAL HOME LOAN BANKS	12/18/2024	4.750	50,000,000.00	49,689,930.56	49,399,652.78	49,696,000.00
1399641488	313384U72	FEDERAL HOME LOAN BANKS	12/26/2024	4.597	50,000,000.00	49,648,840.27	49,636,070.83	49,646,500.00
1355440946	313384M89	FEDERAL HOME LOAN BANKS	11/01/2024	5.029	50,000,000.00	50,000,000.00	49,608,855.56	49,987,000.00
1392035375	313384T58	FEDERAL HOME LOAN BANKS	12/16/2024	4.600	40,546,000.00	40,312,860.50	40,255,870.84	40,309,616.82
1369856201	313384U72	FEDERAL HOME LOAN BANKS	12/26/2024	4.514	50,000,000.00	49,655,180.55	49,423,211.11	49,646,500.00
1360035875	313384N70	FEDERAL HOME LOAN BANKS	11/08/2024	4.973	50,000,000.00	49,951,651.39	49,613,211.11	49,942,000.00
1399641503	313384T66	FEDERAL HOME LOAN BANKS	12/17/2024	4.550	50,000,000.00	49,709,305.55	49,690,347.22	49,702,500.00
1357288786	313384N39	FEDERAL HOME LOAN BANKS	11/04/2024	4.995	17,651,000.00	17,643,652.77	17,513,851.73	17,639,703.36
1389592061	313385AS5	FEDERAL HOME LOAN BANKS	01/17/2025	4.527	50,000,000.00	49,515,862.50	49,427,837.50	49,516,500.00
1386753193	313385AQ9	FEDERAL HOME LOAN BANKS	01/15/2025	4.527	50,000,000.00	49,528,437.50	49,427,837.50	49,529,000.00
1395208191	313384T90	FEDERAL HOME LOAN BANKS	12/20/2024	4.593	50,000,000.00	49,687,420.84	49,661,904.17	49,684,000.00
1369856207	313384R76	FEDERAL HOME LOAN BANKS	12/02/2024	4.560	50,000,000.00	49,803,666.67	49,563,000.00	49,795,500.00
1357288784	313384N39	FEDERAL HOME LOAN BANKS	11/04/2024	4.995	50,000,000.00	49,979,187.50	49,611,500.00	49,968,000.00
1374462703	313384R76	FEDERAL HOME LOAN BANKS	12/02/2024	4.520	4,987,000.00	4,967,589.49	4,947,552.83	4,966,603.17
1349195862	313384R27	FEDERAL HOME LOAN BANKS	11/27/2024	4.977	50,000,000.00	49,820,275.00	49,370,962.50	49,820,000.00
1397753142	313384T58	FEDERAL HOME LOAN BANKS	12/16/2024	4.560	33,388,000.00	33,197,688.40	33,180,771.81	33,193,347.96
1372483912	313384Q51	FEDERAL HOME LOAN BANKS	11/22/2024	4.620	50,000,000.00	49,865,250.00	49,640,666.67	49,852,500.00
1384934160	313384T90	FEDERAL HOME LOAN BANKS	12/20/2024	4.540	50,000,000.00	49,691,027.78	49,558,611.11	49,684,000.00
1362911306	313384P94	FEDERAL HOME LOAN BANKS	11/18/2024	4.745	50,000,000.00	49,887,965.28	49,584,812.50	49,878,000.00
1382826488	313385AH9	FEDERAL HOME LOAN BANKS	01/08/2025	4.549	50,000,000.00	49,570,372.22	49,425,056.94	49,572,000.00
1395208193	313385AZ9	FEDERAL HOME LOAN BANKS	01/24/2025	4.502	50,000,000.00	49,474,766.66	49,430,997.22	49,474,000.00
1355440948	313384N70	FEDERAL HOME LOAN BANKS	11/08/2024	4.970	50,000,000.00	49,951,680.56	49,558,222.22	49,942,000.00
1377030886	313385AB2	FEDERAL HOME LOAN BANKS	01/02/2025	4.493	50,000,000.00	49,613,102.77	49,425,894.44	49,608,500.00
1366639770	313384T90	FEDERAL HOME LOAN BANKS	12/20/2024	4.618	50,000,000.00	49,685,719.44	49,416,336.11	49,684,000.00
1330155240	313384M89	FEDERAL HOME LOAN BANKS	11/01/2024	5.130	50,000,000.00	50,000,000.00	49,351,625.00	49,987,000.00
1372483911	313384Q51	FEDERAL HOME LOAN BANKS	11/22/2024	4.620	50,000,000.00	49,865,250.00	49,640,666.67	49,852,500.00
1372483894	313384Q51	FEDERAL HOME LOAN BANKS	11/22/2024	4.620	50,000,000.00	49,865,250.00	49,640,666.67	49,852,500.00
1393456847	313385AP1	FEDERAL HOME LOAN BANKS	01/14/2025	4.510	50,000,000.00	49,536,472.22	49,473,833.33	49,535,000.00
1365008895	313384T74	FEDERAL HOME LOAN BANKS	12/18/2024	4.750	50,000,000.00	49,689,930.56	49,399,652.78	49,696,000.00
1369856200	313385AF3	FEDERAL HOME LOAN BANKS	01/06/2025	4.470	50,000,000.00	49,590,250.00	49,354,333.33	49,584,000.00
1384304636	313385AH9	FEDERAL HOME LOAN BANKS	01/08/2025	4.530	25,000,000.00	24,786,083.33	24,720,020.83	24,786,000.00
1382826482	313385AH9	FEDERAL HOME LOAN BANKS	01/08/2025	4.549	50,000,000.00	49,570,372.22	49,425,056.94	49,572,000.00
1366639772	313384T90	FEDERAL HOME LOAN BANKS	12/20/2024	4.618	50,000,000.00	49,685,719.44	49,416,336.11	49,684,000.00
1373351805	313384T90	FEDERAL HOME LOAN BANKS	12/20/2024	4.470	50,000,000.00	49,695,791.67	49,478,500.00	49,684,000.00
1386753188	313385AQ9	FEDERAL HOME LOAN BANKS	01/15/2025	4.527	50,000,000.00	49,528,437.50	49,427,837.50	49,529,000.00
1365008897	313384Q51	FEDERAL HOME LOAN BANKS	11/22/2024	4.760	50,000,000.00	49,861,166.67	49,563,666.67	49,852,500.00
1393456849	313385AX4	FEDERAL HOME LOAN BANKS	01/22/2025	4.519	50,000,000.00	49,485,336.11	49,428,848.61	49,486,000.00
1383459832	313384T58	FEDERAL HOME LOAN BANKS	12/16/2024	4.560	29,955,000.00	29,784,256.50	29,696,987.60	29,780,362.35
1377029577	313385AB2	FEDERAL HOME LOAN BANKS	01/02/2025	4.493	50,000,000.00	49,613,102.77	49,425,894.44	49,608,500.00
874729125	3134GXZ5	FEDERAL HOME LOAN MORTGAGE CORPORATION	06/27/2025	4.000	25,000,000.00	25,000,000.00	25,000,000.00	24,937,000.00
904121726	3134GXW42	FEDERAL HOME LOAN MORTGAGE CORPORATION	09/15/2025	4.000	25,000,000.00	25,000,000.00	25,000,000.00	24,889,975.00
1105717474	3134H1DX8	FEDERAL HOME LOAN MORTGAGE CORPORATION	03/25/2027	5.500	50,000,000.00	50,000,000.00	50,000,000.00	50,117,500.00
821809094	3134GW254	FEDERAL HOME LOAN MORTGAGE CORPORATION	08/27/2030	1.200	25,000,000.00	25,000,000.00	25,000,000.00	20,814,750.00
1087607704	3134H1AU7	FEDERAL HOME LOAN MORTGAGE CORPORATION	08/29/2028	5.300	50,000,000.00	50,000,000.00	50,000,000.00	50,165,000.00

LOS ANGELES COUNTY TREASURER  
 TREASURER PORTFOLIO COMPARED TO MARKET VALUE  
 FOR THE PERIOD: OCTOBER 1, 2024 OCTOBER 31, 2024  
 FUND: POOLED SURPLUS INVESTMENTS  
 ATTACHMENT X

Security ID	CUSIP	Description	Final Maturity	Face Rate	PAR	Amortized Cost	Historical Cost	Market Value
821810557	3134GW4D5	FEDERAL HOME LOAN MORTGAGE CORPORATION	10/28/2030	1.310	50,000,000.00	50,000,000.00	50,000,000.00	41,705,500.00
821809107	3134GWYY6	FEDERAL HOME LOAN MORTGAGE CORPORATION	10/22/2030	1.260	25,000,000.00	24,995,520.92	24,992,500.00	20,797,250.00
886107584	3134GXG99	FEDERAL HOME LOAN MORTGAGE CORPORATION	07/25/2025	3.650	25,000,000.00	25,000,000.00	25,000,000.00	24,862,750.00
821809206	3134GW6R2	FEDERAL HOME LOAN MORTGAGE CORPORATION	11/05/2032	1.500	50,000,000.00	50,000,000.00	50,000,000.00	39,553,000.00
1183717788	3134H1PV9	FEDERAL HOME LOAN MORTGAGE CORPORATION	01/22/2029	5.160	25,000,000.00	25,000,000.00	25,000,000.00	24,985,500.00
821809092	3134GWQS8	FEDERAL HOME LOAN MORTGAGE CORPORATION	08/24/2029	1.150	25,000,000.00	25,000,000.00	25,000,000.00	21,555,500.00
821809021	3134GW3A2	FEDERAL HOME LOAN MORTGAGE CORPORATION	09/09/2030	1.200	25,000,000.00	25,000,000.00	25,000,000.00	20,793,500.00
821810299	3134GWQ74	FEDERAL HOME LOAN MORTGAGE CORPORATION	09/26/2030	1.330	50,000,000.00	50,000,000.00	50,000,000.00	41,863,500.00
821810327	3134GXF76	FEDERAL HOME LOAN MORTGAGE CORPORATION	12/16/2031	1.330	50,000,000.00	50,000,000.00	50,000,000.00	40,266,500.00
821810742	3134GWW51	FEDERAL HOME LOAN MORTGAGE CORPORATION	10/08/2030	1.240	50,000,000.00	50,000,000.00	50,000,000.00	41,589,000.00
821809464	3134GBM55	FEDERAL HOME LOAN MORTGAGE CORPORATION	11/12/2025	0.600	31,739,000.00	31,739,000.00	31,739,000.00	30,546,565.77
984353915	3134GYH70	FEDERAL HOME LOAN MORTGAGE CORPORATION	02/17/2026	5.100	25,000,000.00	25,000,000.00	25,000,000.00	24,994,500.00
1239587453	3134H1ZJ5	FEDERAL HOME LOAN MORTGAGE CORPORATION	04/04/2029	5.360	50,000,000.00	50,000,000.00	50,000,000.00	49,874,000.00
821809548	3134GVRW0	FEDERAL HOME LOAN MORTGAGE CORPORATION	05/27/2025	0.750	50,000,000.00	50,000,000.00	50,000,000.00	48,977,500.00
821810766	3134GWYY6	FEDERAL HOME LOAN MORTGAGE CORPORATION	10/22/2030	1.260	50,000,000.00	49,991,041.91	49,985,000.00	41,594,500.00
1175785391	3134H1NS8	FEDERAL HOME LOAN MORTGAGE CORPORATION	01/29/2029	5.150	50,000,000.00	50,000,000.00	50,000,000.00	49,972,000.00
821809559	3134GXCS1	FEDERAL HOME LOAN MORTGAGE CORPORATION	11/25/2025	0.625	50,000,000.00	50,000,000.00	50,121,500.00	48,110,500.00
1290537030	3134H12C6	FEDERAL HOME LOAN MORTGAGE CORPORATION	06/27/2029	5.540	50,000,000.00	50,000,000.00	50,000,000.00	50,128,000.00
821809027	3134GBW96	FEDERAL HOME LOAN MORTGAGE CORPORATION	09/09/2030	1.250	25,000,000.00	25,000,000.00	25,000,000.00	20,857,500.00
1242651760	3134H1ZZ9	FEDERAL HOME LOAN MORTGAGE CORPORATION	04/16/2029	5.500	50,000,000.00	50,000,000.00	50,000,000.00	49,924,000.00
821810596	3134GW6Q4	FEDERAL HOME LOAN MORTGAGE CORPORATION	11/12/2030	1.310	50,000,000.00	50,000,000.00	50,000,000.00	41,658,500.00
1211002764	3134H1VJ9	FEDERAL HOME LOAN MORTGAGE CORPORATION	03/06/2029	5.510	25,000,000.00	25,000,000.00	25,000,000.00	24,987,000.00
821810333	3134GXFS8	FEDERAL HOME LOAN MORTGAGE CORPORATION	12/09/2031	1.330	50,000,000.00	50,000,000.00	50,000,000.00	40,289,000.00
945445260	3134GY5F5	FEDERAL HOME LOAN MORTGAGE CORPORATION	11/25/2025	5.210	25,000,000.00	25,000,000.00	25,000,000.00	24,981,750.00
1246450839	3134H1D42	FEDERAL HOME LOAN MORTGAGE CORPORATION	04/23/2029	5.600	50,000,000.00	50,000,000.00	50,000,000.00	50,094,000.00
1252508128	3134H1J87	FEDERAL HOME LOAN MORTGAGE CORPORATION	05/03/2029	5.450	25,000,000.00	25,000,000.00	25,000,000.00	25,147,000.00
821810415	3134GXEB6	FEDERAL HOME LOAN MORTGAGE CORPORATION	11/23/2032	1.420	50,000,000.00	50,000,000.00	50,000,000.00	39,232,500.00
1247082996	3134H1G23	FEDERAL HOME LOAN MORTGAGE CORPORATION	04/16/2029	5.700	25,000,000.00	25,000,000.00	25,000,000.00	25,045,250.00
821809643	3134GVSQ4	FEDERAL HOME LOAN MORTGAGE CORPORATION	05/27/2025	0.770	50,000,000.00	50,000,000.00	50,000,000.00	48,983,000.00
1185074076	3134H1PT4	FEDERAL HOME LOAN MORTGAGE CORPORATION	01/22/2029	5.150	25,000,000.00	25,000,000.00	25,000,000.00	24,985,500.00
821809598	3134GWD41	FEDERAL HOME LOAN MORTGAGE CORPORATION	07/29/2027	1.000	50,000,000.00	50,000,000.00	50,000,000.00	45,799,500.00
1231484714	3134H1YL1	FEDERAL HOME LOAN MORTGAGE CORPORATION	03/27/2028	5.280	50,000,000.00	50,000,000.00	50,000,000.00	49,976,000.00
821809114	3137EAE00	FEDERAL HOME LOAN MORTGAGE CORPORATION	02/12/2025	1.500	25,000,000.00	24,998,913.57	24,980,750.00	24,785,750.00
821810804	3134GWUN4	FEDERAL HOME LOAN MORTGAGE CORPORATION	09/30/2030	1.240	50,000,000.00	50,000,000.00	50,000,000.00	41,618,000.00
1259362962	3134H1P31	FEDERAL HOME LOAN MORTGAGE CORPORATION	05/21/2029	5.770	50,000,000.00	50,000,000.00	50,000,000.00	50,145,000.00
821809030	3134GWRG3	FEDERAL HOME LOAN MORTGAGE CORPORATION	09/03/2030	1.260	25,000,000.00	25,000,000.00	25,000,000.00	20,880,750.00
1311538955	3134H15V1	FEDERAL HOME LOAN MORTGAGE CORPORATION	07/13/2029	5.650	50,000,000.00	50,000,000.00	50,000,000.00	49,907,000.00
821810292	3134GXEK6	FEDERAL HOME LOAN MORTGAGE CORPORATION	11/25/2031	1.320	50,000,000.00	50,000,000.00	50,000,000.00	40,303,500.00
1208388477	3134H1UR2	FEDERAL HOME LOAN MORTGAGE CORPORATION	02/28/2029	5.500	25,000,000.00	25,000,000.00	25,000,000.00	24,969,250.00
1140382654	3134H1KP7	FEDERAL HOME LOAN MORTGAGE CORPORATION	11/27/2028	5.625	50,000,000.00	50,000,000.00	50,000,000.00	49,932,500.00
821809639	3134GWSZ0	FEDERAL HOME LOAN MORTGAGE CORPORATION	09/28/2028	1.000	50,000,000.00	50,000,000.00	50,000,000.00	44,014,500.00
821810580	3134GW4K9	FEDERAL HOME LOAN MORTGAGE CORPORATION	10/28/2030	1.310	50,000,000.00	50,000,000.00	50,000,000.00	41,705,500.00
1182264645	3134H1PQ0	FEDERAL HOME LOAN MORTGAGE CORPORATION	01/29/2029	5.125	25,000,000.00	25,000,000.00	25,000,000.00	24,986,000.00
821810750	3134GWUA2	FEDERAL HOME LOAN MORTGAGE CORPORATION	09/30/2030	1.250	50,000,000.00	50,000,000.00	50,000,000.00	41,644,000.00
1297294403	3134H13D3	FEDERAL HOME LOAN MORTGAGE CORPORATION	06/27/2029	5.625	50,000,000.00	50,000,000.00	50,000,000.00	49,908,000.00
868541001	3134GXSS8	FEDERAL HOME LOAN MORTGAGE CORPORATION	06/27/2025	3.250	25,000,000.00	25,000,000.00	25,000,000.00	24,802,000.00
821809211	3134GVG44	FEDERAL HOME LOAN MORTGAGE CORPORATION	12/09/2025	0.600	50,000,000.00	50,000,000.00	50,000,000.00	47,965,000.00
821809090	3134GWJA5	FEDERAL HOME LOAN MORTGAGE CORPORATION	02/12/2029	1.100	25,000,000.00	25,000,000.00	25,000,000.00	21,841,250.00
1211002691	3134H1VH3	FEDERAL HOME LOAN MORTGAGE CORPORATION	03/06/2029	5.500	25,000,000.00	25,000,000.00	25,000,000.00	24,984,500.00
821810509	3134GWZ22	FEDERAL HOME LOAN MORTGAGE CORPORATION	10/28/2030	1.300	50,000,000.00	50,000,000.00	50,000,000.00	41,679,500.00
821809553	3134GXCS1	FEDERAL HOME LOAN MORTGAGE CORPORATION	11/25/2025	0.625	50,000,000.00	50,000,000.00	50,121,500.00	48,110,500.00
907051191	3134GXY32	FEDERAL HOME LOAN MORTGAGE CORPORATION	09/19/2025	4.050	25,000,000.00	25,000,000.00	25,000,000.00	24,889,000.00
821810772	3134GWZ74	FEDERAL HOME LOAN MORTGAGE CORPORATION	10/21/2030	1.270	50,000,000.00	50,000,000.00	50,000,000.00	41,624,000.00
878006740	3134GXZV9	FEDERAL HOME LOAN MORTGAGE CORPORATION	06/27/2025	4.000	25,000,000.00	25,000,000.00	25,000,000.00	24,937,000.00
821810281	3134GXEC4	FEDERAL HOME LOAN MORTGAGE CORPORATION	11/25/2031	1.320	50,000,000.00	50,000,000.00	50,000,000.00	40,303,500.00
821809635	3134GWSZ0	FEDERAL HOME LOAN MORTGAGE CORPORATION	09/28/2028	1.000	50,000,000.00	50,000,000.00	50,000,000.00	44,014,500.00
1298312440	3134H13M3	FEDERAL HOME LOAN MORTGAGE CORPORATION	06/27/2029	5.630	50,000,000.00	50,000,000.00	50,000,000.00	49,910,000.00
821810703	3134GXKC7	FEDERAL HOME LOAN MORTGAGE CORPORATION	01/06/2031	1.150	50,000,000.00	50,000,000.00	50,000,000.00	40,955,500.00
821809088	3134GVX78	FEDERAL HOME LOAN MORTGAGE CORPORATION	06/28/2027	1.000	25,000,000.00	24,999,905.30	24,999,750.00	22,965,000.00
821810746	3134GWTM8	FEDERAL HOME LOAN MORTGAGE CORPORATION	09/30/2030	1.250	50,000,000.00	50,000,000.00	50,000,000.00	41,644,000.00
821809605	3134GVQR2	FEDERAL HOME LOAN MORTGAGE CORPORATION	05/04/2027	1.050	50,000,000.00	50,000,000.00	50,000,000.00	46,244,500.00
984735907	3134GYHC9	FEDERAL HOME LOAN MORTGAGE CORPORATION	02/09/2026	5.125	25,000,000.00	25,000,000.00	25,000,000.00	24,992,500.00
821809108	3134GWC79	FEDERAL HOME LOAN MORTGAGE CORPORATION	09/17/2030	1.280	25,000,000.00	25,000,000.00	25,000,000.00	20,882,750.00
821810457	3134GXEQ3	FEDERAL HOME LOAN MORTGAGE CORPORATION	11/26/2032	1.490	50,000,000.00	50,000,000.00	50,000,000.00	39,457,000.00
1031594255	3134GYRV6	FEDERAL HOME LOAN MORTGAGE CORPORATION	05/07/2027	5.310	25,000,000.00	25,000,000.00	25,000,000.00	24,994,250.00
821809093	3134GWQA7	FEDERAL HOME LOAN MORTGAGE CORPORATION	08/20/2029	1.100	25,000,000.00	25,000,000.00	25,000,000.00	21,508,750.00
1241572235	3134H1ZP1	FEDERAL HOME LOAN MORTGAGE CORPORATION	04/04/2029	5.430	50,000,000.00	50,000,000.00	50,000,000.00	49,906,500.00
821810698	3134GVUQ9	FEDERAL HOME LOAN MORTGAGE CORPORATION	05/27/2027	1.070	50,000,000.00	50,000,000.00	50,000,000.00	46,180,500.00
821810059	3134GBM55	FEDERAL HOME LOAN MORTGAGE CORPORATION	11/12/2025	0.600	50,000,000.00	50,000,000.00	50,000,000.00	48,121,500.00
821809648	3134GWSX5	FEDERAL HOME LOAN MORTGAGE CORPORATION	09/23/2030	1.250	50,000,000.00	50,000,000.00	50,000,000.00	41,667,500.00
1155543945	3134H1LQ4	FEDERAL HOME LOAN MORTGAGE CORPORATION	12/18/2026	5.280	50,000,000.00	50,000,000.00	50,000,000.00	49,976,500.00
821810414	3134GW6Y7	FEDERAL HOME LOAN MORTGAGE CORPORATION	11/17/2031	1.410	50,000,000.00	50,000,000.00	50,000,000.00	40,598,500.00
1071596096	3134GY663	FEDERAL HOME LOAN MORTGAGE CORPORATION	07/26/2028	5.050	50,000,000.00	49,701,423.88	49,600,000.00	49,973,000.00
904121725	3134GXW26	FEDERAL HOME LOAN MORTGAGE CORPORATION	09/12/2025	4.000	25,000,000.00	25,000,000.00	25,000,000.00	24,914,500.00
821810076	3134GVVJ4	FEDERAL HOME LOAN MORTGAGE CORPORATION	05/27/2025	0.730	50,000,000.00	50,000,000.00	50,000,000.00	48,972,000.00
821810771	3134GWZ66	FEDERAL HOME LOAN MORTGAGE CORPORATION	10/22/2030	1.270	50,000,000.00	50,000,000.00	50,000,000.00	41,620,500.00
1290537029	3134H1Z97	FEDERAL HOME LOAN MORTGAGE CORPORATION	06/27/2029	5.530	50,000,000.00	50,000,000.00	50,000,000.00	50,124,500.00
821809661	3134GVMU9	FEDERAL HOME LOAN MORTGAGE CORPORATION	04/28/2026	1.000	50,000,000.00	50,000,000.00	50,000,000.00	47,651,000.00
821810756	3134GWXP6	FEDERAL HOME LOAN MORTGAGE CORPORATION	10/15/2030	1.250	50,000,000.00	50,000,000.00	50,000,000.00	41,592,000.00
821809063	3134GWJA5	FEDERAL HOME LOAN MORTGAGE CORPORATION	07/22/2026	0.830	25,000,000.00	25,000,000.00	25,000,000.00	23,568,500.00
821809091	3134GWQY5	FEDERAL HOME LOAN MORTGAGE CORPORATION	08/25/2028	1.070	25,000,000.00	25,000,000.00	25,000,000.00	22,145,500.00
821810517	3134GW3N4	FEDERAL HOME LOAN MORTGAGE CORPORATION	10/28/2030	1.300	50,000,000.00	50,000,000.00	50,000,000.00	41,679,500.00
1196593160	3134H1RX3	FEDERAL HOME LOAN MORTGAGE CORPORATION	02/21/2029	5.250	25,000,000.00	25,000,000.00	25,000,000.00	24,985,500.00
821810347	3134GXAT1	FEDERAL HOME LOAN MORTGAGE CORPORATION	11/26/2030	1.360	50,000,000.00	50,000,000.00	50,000,000.00	41,744,000.00

LOS ANGELES COUNTY TREASURER  
 TREASURER PORTFOLIO COMPARED TO MARKET VALUE  
 FOR THE PERIOD: OCTOBER 1, 2024 OCTOBER 31, 2024  
 FUND: POOLED SURPLUS INVESTMENTS  
 ATTACHMENT X

Security ID	CUSIP	Description	Final Maturity	Face Rate	PAR	Amortized Cost	Historical Cost	Market Value
1232433697	3134H1YP2	FEDERAL HOME LOAN MORTGAGE CORPORATION	03/27/2028	5.250	50,000,000.00	50,000,000.00	50,000,000.00	49,966,500.00
821809026	3134GWD45	FEDERAL HOME LOAN MORTGAGE CORPORATION	09/16/2030	1.250	25,000,000.00	25,000,000.00	25,000,000.00	20,845,750.00
821810063	3134GV2C1	FEDERAL HOME LOAN MORTGAGE CORPORATION	06/23/2025	0.710	50,000,000.00	50,000,000.00	50,000,000.00	48,836,500.00
903285065	3134GXU44	FEDERAL HOME LOAN MORTGAGE CORPORATION	09/07/2027	4.050	25,000,000.00	25,000,000.00	25,000,000.00	24,657,250.00
821809112	3134GWF68	FEDERAL HOME LOAN MORTGAGE CORPORATION	09/17/2030	1.320	25,000,000.00	25,000,000.00	25,000,000.00	20,934,000.00
892077158	3134GXL77	FEDERAL HOME LOAN MORTGAGE CORPORATION	07/28/2025	3.500	25,000,000.00	25,000,000.00	25,000,000.00	24,828,250.00
871902296	3134GXZV9	FEDERAL HOME LOAN MORTGAGE CORPORATION	06/27/2025	4.000	25,000,000.00	25,000,000.00	25,000,000.00	24,937,000.00
821809631	3134GXC51	FEDERAL HOME LOAN MORTGAGE CORPORATION	11/25/2025	0.625	50,000,000.00	50,000,000.00	50,121,500.00	48,110,500.00
1175785390	3134H1NM1	FEDERAL HOME LOAN MORTGAGE CORPORATION	01/29/2029	5.180	50,000,000.00	50,000,000.00	50,000,000.00	49,972,000.00
821810765	3134GWY77	FEDERAL HOME LOAN MORTGAGE CORPORATION	10/15/2030	1.260	50,000,000.00	50,000,000.00	50,000,000.00	41,618,000.00
1365011209	3134HALW1	FEDERAL HOME LOAN MORTGAGE CORPORATION	09/17/2029	4.700	50,000,000.00	50,000,000.00	50,000,000.00	49,614,000.00
821809209	3134GXAK0	FEDERAL HOME LOAN MORTGAGE CORPORATION	08/09/2032	1.500	50,000,000.00	50,000,000.00	50,000,000.00	39,987,500.00
821809543	3134GVRV2	FEDERAL HOME LOAN MORTGAGE CORPORATION	05/27/2025	0.750	50,000,000.00	50,000,000.00	50,000,000.00	48,977,500.00
1201525602	3134H1SU8	FEDERAL HOME LOAN MORTGAGE CORPORATION	02/28/2029	5.400	25,000,000.00	25,000,000.00	25,000,000.00	24,947,000.00
821809532	3134GV5B0	FEDERAL HOME LOAN MORTGAGE CORPORATION	07/09/2025	0.730	50,000,000.00	50,000,000.00	50,000,000.00	48,754,000.00
899279676	3134GXS21	FEDERAL HOME LOAN MORTGAGE CORPORATION	08/25/2025	3.800	25,000,000.00	25,000,000.00	25,000,000.00	24,876,500.00
821810541	3134GW4S2	FEDERAL HOME LOAN MORTGAGE CORPORATION	10/28/2030	1.300	50,000,000.00	50,000,000.00	50,000,000.00	41,679,500.00
821809024	3134GWRH1	FEDERAL HOME LOAN MORTGAGE CORPORATION	08/26/2030	1.250	25,000,000.00	25,000,000.00	25,000,000.00	20,880,000.00
821810360	3134GXKB9	FEDERAL HOME LOAN MORTGAGE CORPORATION	01/06/2033	1.360	50,000,000.00	50,000,000.00	50,000,000.00	38,696,500.00
821809110	3134GW6Q4	FEDERAL HOME LOAN MORTGAGE CORPORATION	11/12/2030	1.310	25,000,000.00	25,000,000.00	25,000,000.00	20,829,250.00
821809642	3134GWSX5	FEDERAL HOME LOAN MORTGAGE CORPORATION	09/23/2030	1.250	50,000,000.00	50,000,000.00	50,000,000.00	41,667,500.00
1205059830	3134H1TM5	FEDERAL HOME LOAN MORTGAGE CORPORATION	02/21/2029	5.500	25,000,000.00	25,000,000.00	25,000,000.00	25,000,750.00
1274219209	3134H1U92	FEDERAL HOME LOAN MORTGAGE CORPORATION	05/25/2029	5.660	50,000,000.00	50,000,000.00	50,000,000.00	50,010,500.00
821809657	3134GVGM4	FEDERAL HOME LOAN MORTGAGE CORPORATION	03/17/2026	1.000	50,000,000.00	50,000,000.00	50,000,000.00	47,832,500.00
906927716	3134GXQ80	FEDERAL HOME LOAN MORTGAGE CORPORATION	08/29/2025	3.750	25,000,000.00	25,000,000.00	25,000,000.00	24,858,750.00
821810506	3134GWZ9N	FEDERAL HOME LOAN MORTGAGE CORPORATION	10/28/2030	1.300	50,000,000.00	50,000,000.00	50,000,000.00	41,679,500.00
821810691	3134GVTY4	FEDERAL HOME LOAN MORTGAGE CORPORATION	05/27/2027	1.050	50,000,000.00	50,000,000.00	50,000,000.00	46,156,500.00
821809599	3134GWQ33	FEDERAL HOME LOAN MORTGAGE CORPORATION	09/28/2028	1.000	50,000,000.00	50,000,000.00	50,000,000.00	44,015,000.00
821810463	3134GWZF6	FEDERAL HOME LOAN MORTGAGE CORPORATION	10/21/2030	1.290	50,000,000.00	50,000,000.00	50,000,000.00	41,676,000.00
1140382653	3134H1KQ5	FEDERAL HOME LOAN MORTGAGE CORPORATION	11/27/2028	5.620	50,000,000.00	50,000,000.00	50,000,000.00	49,931,500.00
1256331562	3134H1M75	FEDERAL HOME LOAN MORTGAGE CORPORATION	04/25/2029	5.750	50,000,000.00	50,000,000.00	50,000,000.00	50,153,000.00
1297294402	3134H13E1	FEDERAL HOME LOAN MORTGAGE CORPORATION	06/27/2029	5.625	50,000,000.00	50,000,000.00	50,000,000.00	49,908,000.00
907051190	3134GXY40	FEDERAL HOME LOAN MORTGAGE CORPORATION	09/19/2025	4.100	25,000,000.00	25,000,000.00	25,000,000.00	24,894,250.00
821809653	3134GWDM5	FEDERAL HOME LOAN MORTGAGE CORPORATION	07/29/2027	0.830	50,000,000.00	50,000,000.00	50,000,000.00	45,581,500.00
1323520214	3134HABX0	FEDERAL HOME LOAN MORTGAGE CORPORATION	07/25/2029	5.310	25,000,000.00	25,000,000.00	25,000,000.00	24,984,500.00
821810448	3134GXEN0	FEDERAL HOME LOAN MORTGAGE CORPORATION	11/23/2032	1.420	50,000,000.00	50,000,000.00	50,000,000.00	39,232,500.00
1156429720	3134H1LU5	FEDERAL HOME LOAN MORTGAGE CORPORATION	12/18/2026	5.340	25,000,000.00	25,000,000.00	25,000,000.00	24,994,250.00
1365839306	3134HAMB6	FEDERAL HOME LOAN MORTGAGE CORPORATION	09/17/2029	4.700	50,000,000.00	50,000,000.00	50,000,000.00	49,614,000.00
1185927296	3134H1QC0	FEDERAL HOME LOAN MORTGAGE CORPORATION	01/29/2029	5.200	50,000,000.00	50,000,000.00	50,000,000.00	49,972,000.00
821809552	3134GVZ50	FEDERAL HOME LOAN MORTGAGE CORPORATION	12/26/2025	0.750	50,000,000.00	50,000,000.00	50,000,000.00	48,016,000.00
821809212	3134GXAQ7	FEDERAL HOME LOAN MORTGAGE CORPORATION	11/23/2032	1.500	50,000,000.00	50,000,000.00	50,000,000.00	39,499,500.00
1298312467	3134H13L5	FEDERAL HOME LOAN MORTGAGE CORPORATION	06/27/2029	5.625	50,000,000.00	50,000,000.00	50,000,000.00	49,908,000.00
821810368	3134GXF1D	FEDERAL HOME LOAN MORTGAGE CORPORATION	12/02/2031	1.400	50,000,000.00	50,000,000.00	50,000,000.00	40,521,500.00
1279253261	3134H1W58	FEDERAL HOME LOAN MORTGAGE CORPORATION	06/14/2029	5.740	25,000,000.00	25,000,000.00	25,000,000.00	25,028,250.00
821810803	3134GXEZ3	FEDERAL HOME LOAN MORTGAGE CORPORATION	12/09/2030	1.220	50,000,000.00	50,000,000.00	50,000,000.00	41,329,500.00
821808975	3134GW6M3	FEDERAL HOME LOAN MORTGAGE CORPORATION	11/04/2032	1.500	50,000,000.00	50,000,000.00	50,000,000.00	39,596,000.00
821809089	3134GVS58	FEDERAL HOME LOAN MORTGAGE CORPORATION	06/23/2027	1.000	25,000,000.00	25,000,000.00	25,000,000.00	22,974,000.00
821809649	3134GVSP4	FEDERAL HOME LOAN MORTGAGE CORPORATION	05/27/2025	0.770	50,000,000.00	50,000,000.00	50,000,000.00	48,983,000.00
821810465	3134GWZH2	FEDERAL HOME LOAN MORTGAGE CORPORATION	10/28/2030	1.300	50,000,000.00	50,000,000.00	50,000,000.00	41,679,500.00
1213323977	3134H1V59	FEDERAL HOME LOAN MORTGAGE CORPORATION	03/12/2029	5.520	25,000,000.00	25,000,000.00	25,000,000.00	24,981,500.00
821810760	3134GWXQ4	FEDERAL HOME LOAN MORTGAGE CORPORATION	10/22/2030	1.250	50,000,000.00	50,000,000.00	50,000,000.00	41,568,500.00
1384304635	313397AK7	FEDERAL HOME LOAN MORTGAGE CORPORATION	01/10/2025	4.540	25,000,000.00	24,779,305.55	24,709,944.44	24,779,750.00
1383459827	313397AQ4	FEDERAL HOME LOAN MORTGAGE CORPORATION	01/15/2025	4.500	50,000,000.00	49,531,250.00	49,393,750.00	49,529,000.00
1382826474	313397AS0	FEDERAL HOME LOAN MORTGAGE CORPORATION	01/17/2025	4.530	50,000,000.00	49,515,541.67	49,364,541.67	49,516,500.00
1397753143	313397AQ4	FEDERAL HOME LOAN MORTGAGE CORPORATION	01/15/2025	4.490	50,000,000.00	49,532,291.66	49,507,347.22	49,529,000.00
1386753183	313397AS0	FEDERAL HOME LOAN MORTGAGE CORPORATION	01/17/2025	4.490	50,000,000.00	49,519,819.45	49,413,805.56	49,516,500.00
1381175152	313397AH4	FEDERAL HOME LOAN MORTGAGE CORPORATION	01/08/2025	4.510	50,000,000.00	49,574,055.56	49,398,666.67	49,572,000.00
1386753185	313397AS0	FEDERAL HOME LOAN MORTGAGE CORPORATION	01/17/2025	4.490	50,000,000.00	49,519,819.45	49,413,805.56	49,516,500.00
1394331776	313397AG6	FEDERAL HOME LOAN MORTGAGE CORPORATION	01/07/2025	4.510	50,000,000.00	49,580,319.44	49,523,944.44	49,578,000.00
1381175156	313397AH4	FEDERAL HOME LOAN MORTGAGE CORPORATION	01/08/2025	4.510	50,000,000.00	49,574,055.55	49,423,722.22	49,572,000.00
1393456848	313397AS0	FEDERAL HOME LOAN MORTGAGE CORPORATION	01/17/2025	4.485	50,000,000.00	49,520,354.17	49,458,062.50	49,516,500.00
1384934156	313397AP6	FEDERAL HOME LOAN MORTGAGE CORPORATION	01/14/2025	4.490	50,000,000.00	49,538,527.77	49,407,569.44	49,535,000.00
1397753144	313397AQ4	FEDERAL HOME LOAN MORTGAGE CORPORATION	01/15/2025	4.490	50,000,000.00	49,532,291.66	49,507,347.22	49,529,000.00
1382826475	313397AS0	FEDERAL HOME LOAN MORTGAGE CORPORATION	01/17/2025	4.530	50,000,000.00	49,515,541.67	49,364,541.67	49,516,500.00
1383459826	313397AQ4	FEDERAL HOME LOAN MORTGAGE CORPORATION	01/15/2025	4.500	50,000,000.00	49,531,250.00	49,393,750.00	49,529,000.00
1381175153	313397AH4	FEDERAL HOME LOAN MORTGAGE CORPORATION	01/08/2025	4.510	50,000,000.00	49,574,055.55	49,423,722.22	49,572,000.00
1384934164	313397AP6	FEDERAL HOME LOAN MORTGAGE CORPORATION	01/14/2025	4.490	50,000,000.00	49,538,527.77	49,407,569.44	49,535,000.00
1393456860	313397AS0	FEDERAL HOME LOAN MORTGAGE CORPORATION	01/17/2025	4.485	50,000,000.00	49,520,354.17	49,458,062.50	49,516,500.00
1384304638	313397AK7	FEDERAL HOME LOAN MORTGAGE CORPORATION	01/10/2025	4.540	50,000,000.00	49,558,611.11	49,419,888.89	49,559,500.00
1289662538	3135GATT8	FEDERAL NATIONAL MORTGAGE ASSOCIATION	06/27/2029	5.630	50,000,000.00	50,000,000.00	50,000,000.00	50,049,000.00
821809122	3136G42S1	FEDERAL NATIONAL MORTGAGE ASSOCIATION	09/11/2030	1.120	25,000,000.00	25,000,000.00	25,000,000.00	20,687,750.00
1279253259	3135GATG6	FEDERAL NATIONAL MORTGAGE ASSOCIATION	06/06/2029	5.730	25,000,000.00	25,000,000.00	25,000,000.00	25,034,750.00
821809178	3135GA2D2	FEDERAL NATIONAL MORTGAGE ASSOCIATION	10/28/2030	1.260	50,000,000.00	50,000,000.00	50,000,000.00	41,575,000.00
821809223	3136G4R88	FEDERAL NATIONAL MORTGAGE ASSOCIATION	08/26/2030	1.180	50,000,000.00	50,000,000.00	50,000,000.00	41,582,000.00
821809163	3136G45T6	FEDERAL NATIONAL MORTGAGE ASSOCIATION	10/28/2030	1.200	50,000,000.00	50,000,000.00	50,000,000.00	41,418,000.00
1365011688	3135GAV73	FEDERAL NATIONAL MORTGAGE ASSOCIATION	09/26/2029	4.680	50,000,000.00	50,000,000.00	50,000,000.00	49,648,500.00
821809120	3136G4E33	FEDERAL NATIONAL MORTGAGE ASSOCIATION	07/30/2027	0.875	25,000,000.00	25,000,000.00	25,000,000.00	22,817,250.00
821809660	3135G05Q2	FEDERAL NATIONAL MORTGAGE ASSOCIATION	08/05/2030	0.875	50,000,000.00	49,624,506.30	49,361,500.00	41,505,000.00
821809604	3135G05Q2	FEDERAL NATIONAL MORTGAGE ASSOCIATION	08/05/2030	0.875	50,000,000.00	49,358,693.89	48,940,000.00	41,505,000.00
1235387986	3135GAQQ7	FEDERAL NATIONAL MORTGAGE ASSOCIATION	04/09/2029	5.480	50,000,000.00	50,000,000.00	50,000,000.00	49,910,000.00
821809077	3135GACP4	FEDERAL NATIONAL MORTGAGE ASSOCIATION	01/27/2033	1.610	50,000,000.00	50,000,000.00	50,000,000.00	39,481,000.00
821809176	3135GA6X4	FEDERAL NATIONAL MORTGAGE ASSOCIATION	12/09/2030	1.240	50,000,000.00	50,000,000.00	50,000,000.00	41,383,000.00
821809182	3135GAC41	FEDERAL NATIONAL MORTGAGE ASSOCIATION	12/10/2030	1.330	50,000,000.00	50,000,000.00	50,000,000.00	41,618,500.00
1275657029	3135GAT92	FEDERAL NATIONAL MORTGAGE ASSOCIATION	05/25/2029	5.700	50,000,000.00	50,000,000.00	50,000,000.0	

LOS ANGELES COUNTY TREASURER  
 TREASURER PORTFOLIO COMPARED TO MARKET VALUE  
 FOR THE PERIOD: OCTOBER 1, 2024 OCTOBER 31, 2024  
 FUND: POOLED SURPLUS INVESTMENTS  
 ATTACHMENT X

Security ID	CUSIP	Description	Final Maturity	Face Rate	PAR	Amortized Cost	Historical Cost	Market Value
821809602	3135G05Q2	FEDERAL NATIONAL MORTGAGE ASSOCIATION	08/05/2030	0.875	50,000,000.00	49,456,427.97	49,085,000.00	41,505,000.00
1202172677	3135GAP54	FEDERAL NATIONAL MORTGAGE ASSOCIATION	02/14/2029	5.460	25,000,000.00	25,000,000.00	25,000,000.00	24,999,500.00
1138375748	3135GAK91	FEDERAL NATIONAL MORTGAGE ASSOCIATION	11/27/2028	5.730	50,000,000.00	50,000,000.00	50,000,000.00	49,954,000.00
821809656	3135GACK5	FEDERAL NATIONAL MORTGAGE ASSOCIATION	01/27/2032	1.310	50,000,000.00	50,000,000.00	50,000,000.00	40,075,500.00
821809503	3135GAAK7	FEDERAL NATIONAL MORTGAGE ASSOCIATION	12/17/2030	1.300	25,000,000.00	24,992,343.25	24,987,500.00	20,757,750.00
821809180	3135GA4C2	FEDERAL NATIONAL MORTGAGE ASSOCIATION	11/18/2030	1.320	50,000,000.00	50,000,000.00	50,000,000.00	41,665,000.00
1242656309	3135GAR37	FEDERAL NATIONAL MORTGAGE ASSOCIATION	04/16/2029	5.520	50,000,000.00	50,000,000.00	50,000,000.00	49,932,000.00
821809172	3135GA3T6	FEDERAL NATIONAL MORTGAGE ASSOCIATION	11/25/2030	1.240	50,000,000.00	50,000,000.00	50,000,000.00	41,430,500.00
1182264647	3135GAM73	FEDERAL NATIONAL MORTGAGE ASSOCIATION	01/17/2029	5.125	25,000,000.00	25,000,000.00	25,000,000.00	24,985,750.00
1251220781	3135GARM5	FEDERAL NATIONAL MORTGAGE ASSOCIATION	04/24/2029	5.750	25,000,000.00	25,000,000.00	25,000,000.00	25,078,750.00
1189533957	3135GAMR9	FEDERAL NATIONAL MORTGAGE ASSOCIATION	01/30/2029	5.200	25,000,000.00	25,000,000.00	25,000,000.00	24,986,000.00
1215301249	3135GAPZ8	FEDERAL NATIONAL MORTGAGE ASSOCIATION	03/06/2028	5.400	25,000,000.00	25,000,000.00	25,000,000.00	25,009,000.00
1214367400	3135GAPU9	FEDERAL NATIONAL MORTGAGE ASSOCIATION	03/04/2027	5.300	25,000,000.00	25,000,000.00	25,000,000.00	25,025,500.00
821809185	3136G47J6	FEDERAL NATIONAL MORTGAGE ASSOCIATION	10/28/2032	1.450	50,000,000.00	50,000,000.00	50,000,000.00	39,590,500.00
821809217	3135GAAF8	FEDERAL NATIONAL MORTGAGE ASSOCIATION	12/08/2028	0.950	50,000,000.00	50,000,000.00	50,000,000.00	43,647,500.00
821809183	3135GACG4	FEDERAL NATIONAL MORTGAGE ASSOCIATION	01/20/2033	1.360	50,000,000.00	50,000,000.00	50,000,000.00	38,654,500.00
1381190716	3135GAW72	FEDERAL NATIONAL MORTGAGE ASSOCIATION	10/08/2031	4.640	50,000,000.00	50,000,000.00	50,000,000.00	49,731,500.00
1141009817	3135GAK60	FEDERAL NATIONAL MORTGAGE ASSOCIATION	11/27/2028	5.650	50,000,000.00	50,000,000.00	50,000,000.00	49,937,500.00
1200783200	3135GANW7	FEDERAL NATIONAL MORTGAGE ASSOCIATION	02/20/2029	5.280	25,000,000.00	25,000,000.00	25,000,000.00	24,925,500.00
821809189	3135GA4B4	FEDERAL NATIONAL MORTGAGE ASSOCIATION	11/23/2032	1.500	50,000,000.00	50,000,000.00	50,000,000.00	39,499,500.00
1235387988	3135GAQQ7	FEDERAL NATIONAL MORTGAGE ASSOCIATION	04/09/2029	5.480	50,000,000.00	50,000,000.00	50,000,000.00	49,910,000.00
821809652	3135GACK5	FEDERAL NATIONAL MORTGAGE ASSOCIATION	01/27/2032	1.310	50,000,000.00	50,000,000.00	50,000,000.00	40,075,500.00
821809075	3136G42K8	FEDERAL NATIONAL MORTGAGE ASSOCIATION	08/27/2032	1.220	49,250,000.00	48,842,626.26	48,634,375.00	38,433,222.50
821809118	3135G05Q2	FEDERAL NATIONAL MORTGAGE ASSOCIATION	08/05/2030	0.875	25,000,000.00	24,612,114.68	24,355,000.00	20,752,500.00
1028476430	3135GAHG9	FEDERAL NATIONAL MORTGAGE ASSOCIATION	05/03/2027	5.500	25,000,000.00	25,000,000.00	25,000,000.00	24,994,500.00
821809213	3136G4YZ0	FEDERAL NATIONAL MORTGAGE ASSOCIATION	07/09/2026	0.820	50,000,000.00	50,000,000.00	50,000,000.00	47,186,500.00
1289662537	3135GAT50	FEDERAL NATIONAL MORTGAGE ASSOCIATION	06/27/2029	5.625	50,000,000.00	50,000,000.00	50,000,000.00	50,047,000.00
821809116	3135G04Z3	FEDERAL NATIONAL MORTGAGE ASSOCIATION	06/17/2025	0.500	25,000,000.00	24,998,807.92	24,990,500.00	24,404,850.00
821809187	3135GA2E0	FEDERAL NATIONAL MORTGAGE ASSOCIATION	11/17/2032	1.460	50,000,000.00	50,000,000.00	50,000,000.00	39,384,000.00
1249639093	3135GARL7	FEDERAL NATIONAL MORTGAGE ASSOCIATION	04/23/2029	5.700	25,000,000.00	25,000,000.00	25,000,000.00	25,079,250.00
821809179	3135GA6Z9	FEDERAL NATIONAL MORTGAGE ASSOCIATION	12/09/2030	1.330	50,000,000.00	50,000,000.00	50,000,000.00	41,621,500.00
821809222	3135GAAE1	FEDERAL NATIONAL MORTGAGE ASSOCIATION	12/08/2028	1.000	50,000,000.00	50,000,000.00	50,000,000.00	43,740,500.00
1273253734	3135GASZ5	FEDERAL NATIONAL MORTGAGE ASSOCIATION	05/25/2029	5.650	50,000,000.00	50,000,000.00	50,000,000.00	50,007,500.00
1247082997	3135GARF0	FEDERAL NATIONAL MORTGAGE ASSOCIATION	04/16/2029	5.700	25,000,000.00	25,000,000.00	25,000,000.00	25,045,250.00
821809177	3135GA2V2	FEDERAL NATIONAL MORTGAGE ASSOCIATION	11/18/2030	1.270	50,000,000.00	50,000,000.00	50,000,000.00	41,533,000.00
821809162	3136G43U5	FEDERAL NATIONAL MORTGAGE ASSOCIATION	09/27/2030	1.200	50,000,000.00	50,000,000.00	50,000,000.00	41,525,000.00
821809190	3135GA4A6	FEDERAL NATIONAL MORTGAGE ASSOCIATION	11/16/2032	1.500	50,000,000.00	50,000,000.00	50,000,000.00	39,520,500.00
821809218	3136G4YY3	FEDERAL NATIONAL MORTGAGE ASSOCIATION	07/15/2027	0.950	50,000,000.00	50,000,000.00	50,000,000.00	45,797,000.00
821809502	3136G4U68	FEDERAL NATIONAL MORTGAGE ASSOCIATION	08/27/2030	1.250	25,000,000.00	25,000,000.00	25,000,000.00	20,878,250.00
1252508129	3135GARS2	FEDERAL NATIONAL MORTGAGE ASSOCIATION	05/03/2029	5.450	25,000,000.00	25,000,000.00	25,000,000.00	25,147,000.00
1274896798	3135GAT35	FEDERAL NATIONAL MORTGAGE ASSOCIATION	05/29/2029	5.670	50,000,000.00	50,000,000.00	50,000,000.00	50,013,500.00
821809168	3136G42K8	FEDERAL NATIONAL MORTGAGE ASSOCIATION	08/27/2032	1.220	50,000,000.00	49,586,709.86	49,375,000.00	39,018,500.00
1141009822	3135GAKD2	FEDERAL NATIONAL MORTGAGE ASSOCIATION	11/27/2028	5.640	50,000,000.00	50,000,000.00	50,000,000.00	49,935,500.00
1195429417	3135GANB3	FEDERAL NATIONAL MORTGAGE ASSOCIATION	02/14/2029	5.250	25,000,000.00	25,000,000.00	25,000,000.00	26,030,750.00
821809181	3135GAA84	FEDERAL NATIONAL MORTGAGE ASSOCIATION	12/16/2031	1.350	50,000,000.00	50,000,000.00	50,000,000.00	40,327,000.00
821810668	3135G05C3	FEDERAL NATIONAL MORTGAGE ASSOCIATION	06/30/2025	0.750	21,000,000.00	21,000,000.00	21,000,000.00	20,501,670.00
1345839486	3135GAUE9	FEDERAL NATIONAL MORTGAGE ASSOCIATION	08/27/2030	5.170	50,000,000.00	50,000,000.00	50,000,000.00	49,943,200.00
1195429415	3135GANA5	FEDERAL NATIONAL MORTGAGE ASSOCIATION	02/14/2029	5.250	25,000,000.00	25,000,000.00	25,000,000.00	24,987,250.00
821809186	3136G47K3	FEDERAL NATIONAL MORTGAGE ASSOCIATION	10/28/2031	1.365	50,000,000.00	50,000,000.00	50,000,000.00	40,524,000.00
1201526194	3135GANX5	FEDERAL NATIONAL MORTGAGE ASSOCIATION	02/26/2029	5.400	25,000,000.00	25,000,000.00	25,000,000.00	24,951,750.00
1253218388	3135GARW3	FEDERAL NATIONAL MORTGAGE ASSOCIATION	05/10/2029	5.480	50,000,000.00	50,000,000.00	50,000,000.00	50,355,500.00
1182264649	3135GAM24	FEDERAL NATIONAL MORTGAGE ASSOCIATION	01/10/2029	5.030	50,000,000.00	50,000,000.00	50,000,000.00	49,973,500.00
821809184	3135GA6T3	FEDERAL NATIONAL MORTGAGE ASSOCIATION	12/16/2031	1.360	50,000,000.00	50,000,000.00	50,000,000.00	40,357,000.00
821809500	3136G4R88	FEDERAL NATIONAL MORTGAGE ASSOCIATION	08/26/2030	1.180	25,000,000.00	25,000,000.00	25,000,000.00	20,791,000.00
821809597	3135G05Q2	FEDERAL NATIONAL MORTGAGE ASSOCIATION	08/05/2030	0.875	50,000,000.00	49,440,843.15	49,058,500.00	41,505,000.00
821809175	3136G43V3	FEDERAL NATIONAL MORTGAGE ASSOCIATION	09/27/2030	1.250	50,000,000.00	50,000,000.00	50,000,000.00	41,654,000.00
1178100559	3135GALV1	FEDERAL NATIONAL MORTGAGE ASSOCIATION	01/29/2029	5.080	50,000,000.00	50,000,000.00	50,000,000.00	49,972,000.00
1257862196	3135GAS93	FEDERAL NATIONAL MORTGAGE ASSOCIATION	05/08/2029	5.770	50,000,000.00	50,000,000.00	50,000,000.00	50,203,000.00
821809188	3135GA2C4	FEDERAL NATIONAL MORTGAGE ASSOCIATION	11/18/2032	1.450	50,000,000.00	50,000,000.00	50,000,000.00	39,348,000.00
1194585799	3135GAN31	FEDERAL NATIONAL MORTGAGE ASSOCIATION	02/14/2029	5.200	25,000,000.00	25,000,000.00	25,000,000.00	24,987,250.00
821809227	3135GA5Z0	FEDERAL NATIONAL MORTGAGE ASSOCIATION	12/08/2032	1.515	50,000,000.00	50,000,000.00	50,000,000.00	39,506,000.00
821809214	3136G4YQ0	FEDERAL NATIONAL MORTGAGE ASSOCIATION	07/09/2025	0.710	50,000,000.00	50,000,000.00	50,000,000.00	48,753,500.00
1178734137	3135GALX7	FEDERAL NATIONAL MORTGAGE ASSOCIATION	01/29/2029	5.100	50,000,000.00	50,000,000.00	50,000,000.00	49,972,000.00
1345259372	3135GAUC3	FEDERAL NATIONAL MORTGAGE ASSOCIATION	08/27/2029	5.100	50,000,000.00	50,000,000.00	50,000,000.00	49,974,500.00
1384934159	313588T96	FEDERAL NATIONAL MORTGAGE ASSOCIATION	12/20/2024	4.970	50,000,000.00	49,688,986.11	49,555,694.44	49,684,000.00
1357288782	313588M85	FEDERAL NATIONAL MORTGAGE ASSOCIATION	11/01/2024	4.850	50,000,000.00	50,000,000.00	49,639,972.22	49,987,000.00
1399641494	313589AC7	FEDERAL NATIONAL MORTGAGE ASSOCIATION	01/03/2025	4.510	50,000,000.00	49,605,375.00	49,586,583.33	49,602,500.00
1384934163	313588T96	FEDERAL NATIONAL MORTGAGE ASSOCIATION	12/20/2024	4.570	50,000,000.00	49,688,986.11	49,555,694.44	49,684,000.00
1399641498	313589AC7	FEDERAL NATIONAL MORTGAGE ASSOCIATION	01/03/2025	4.510	50,000,000.00	49,605,375.00	49,586,583.33	49,602,500.00
1392036425	313589AC7	FEDERAL NATIONAL MORTGAGE ASSOCIATION	01/03/2025	4.510	50,000,000.00	49,605,375.00	49,542,736.11	49,602,500.00
1373351803	313588N76	FEDERAL NATIONAL MORTGAGE ASSOCIATION	11/08/2024	4.600	50,000,000.00	49,955,277.78	49,731,866.67	49,942,000.00
1355455714	313588N76	FEDERAL NATIONAL MORTGAGE ASSOCIATION	11/08/2024	4.960	50,000,000.00	49,951,777.78	49,566,000.00	49,942,000.00
1362911312	313588N50	FEDERAL NATIONAL MORTGAGE ASSOCIATION	11/06/2024	4.810	30,000,000.00	29,979,958.33	29,795,575.00	29,973,000.00
1392036427	313589AC7	FEDERAL NATIONAL MORTGAGE ASSOCIATION	01/03/2025	4.510	50,000,000.00	49,605,375.00	49,542,736.11	49,602,500.00
1355455712	313588N76	FEDERAL NATIONAL MORTGAGE ASSOCIATION	11/08/2024	4.960	50,000,000.00	49,951,777.78	49,566,000.00	49,942,000.00
1362911305	313588N50	FEDERAL NATIONAL MORTGAGE ASSOCIATION	11/06/2024	4.810	50,000,000.00	49,966,597.22	49,659,291.67	49,955,000.00
1349452983	313588N43	FEDERAL NATIONAL MORTGAGE ASSOCIATION	11/05/2024	5.000	50,000,000.00	49,972,222.22	49,527,777.78	49,961,500.00
1373351809	313588N76	FEDERAL NATIONAL MORTGAGE ASSOCIATION	11/08/2024	4.600	50,000,000.00	49,955,277.78	49,731,866.67	49,942,000.00
1349452979	313588N43	FEDERAL NATIONAL MORTGAGE ASSOCIATION	11/05/2024	5.000	50,000,000.00	49,972,222.22	49,527,777.78	49,961,500.00
<b>AGENCIES TOTAL</b>					<b>28,310,596,444.44</b>	<b>28,259,033,864.68</b>	<b>28,225,203,993.72</b>	<b>26,509,499,931.63</b>
1381175158	05252WWC3	AUSTRALIA AND NEW ZEALAND BANKING GROUP LIMITED	03/05/2025	4.460	50,000,000.00	50,000,000.00	50,000,000.00	50,000,000.00
1397758859	05252WWM1	AUSTRALIA AND NEW ZEALAND BANKING GROUP LIMITED	03/21/2025	4.460	50,000,000.00	50,000,000.00	50,000,000.00	50,004,500.00
1397758858	05252WWM1	AUSTRALIA AND NEW ZEALAND BANKING GROUP LIMITED	03/21/2025	4.460	50,000,000.00	50,000,000.00	50,000,000.00	50,004,500.00

LOS ANGELES COUNTY TREASURER  
 TREASURER PORTFOLIO COMPARED TO MARKET VALUE  
 FOR THE PERIOD: OCTOBER 1, 2024 OCTOBER 31, 2024  
 FUND: POOLED SURPLUS INVESTMENTS  
 ATTACHMENT X

Security ID	CUSIP	Description	Final Maturity	Face Rate	PAR	Amortized Cost	Historical Cost	Market Value
1366639773	06367DM28	BANK OF MONTREAL - CHICAGO BRANCH	03/18/2025	4.530	50,000,000.00	50,000,000.00	50,000,000.00	49,981,000.00
1338689049	06367DLK9	BANK OF MONTREAL - CHICAGO BRANCH	02/14/2025	4.980	50,000,000.00	50,000,000.00	50,000,000.00	50,042,500.00
1366639778	06367DM28	BANK OF MONTREAL - CHICAGO BRANCH	03/18/2025	4.530	50,000,000.00	50,000,000.00	50,000,000.00	49,981,000.00
1251220777	06418NBA9	BANK OF NOVA SCOTIA - HOUSTON BRANCH	01/17/2025	5.450	50,000,000.00	50,000,000.00	50,000,000.00	50,056,000.00
1230566757	06417M7K5	BANK OF NOVA SCOTIA - HOUSTON BRANCH	12/20/2024	5.370	50,000,000.00	50,000,000.00	50,000,000.00	50,033,000.00
1346645015	13606K6W1	CANADIAN IMPERIAL BANK OF COMMERCE (NEW YORK)	02/26/2025	4.870	50,000,000.00	50,000,000.00	50,000,000.00	50,034,000.00
1346645016	13606K6W1	CANADIAN IMPERIAL BANK OF COMMERCE (NEW YORK)	02/26/2025	4.870	50,000,000.00	50,000,000.00	50,000,000.00	50,034,000.00
1367520664	22536HUJ6	CREDIT AGRICOLE CORPORATE AND INVESTMENT BANK, NEW YORK BRANCH	12/20/2024	4.760	50,000,000.00	50,000,000.00	50,000,000.00	50,003,500.00
1367520663	22536HUJ6	CREDIT AGRICOLE CORPORATE AND INVESTMENT BANK, NEW YORK BRANCH	12/20/2024	4.760	50,000,000.00	50,000,000.00	50,000,000.00	50,003,500.00
1334667564	22536HNL9	CREDIT AGRICOLE CORPORATE AND INVESTMENT BANK, NEW YORK BRANCH	11/05/2024	5.200	50,000,000.00	50,000,000.00	50,000,000.00	50,003,000.00
1350181295	22536HRZ4	CREDIT AGRICOLE CORPORATE AND INVESTMENT BANK, NEW YORK BRANCH	12/02/2024	5.050	50,000,000.00	50,000,000.00	50,000,000.00	50,013,500.00
1392036426	23345HHB7	DNB BANK ASA	12/30/2024	4.690	50,000,000.00	50,000,000.00	50,000,000.00	50,005,500.00
1389592062	23345HGZ5	DNB BANK ASA	12/30/2024	4.690	50,000,000.00	50,000,000.00	50,000,000.00	50,005,500.00
1383459820	23345HGU6	DNB BANK ASA	12/13/2024	4.750	50,000,000.00	50,000,000.00	50,000,000.00	50,005,500.00
1368988762	23345HGF9	DNB BANK ASA	12/20/2024	4.680	50,000,000.00	50,000,000.00	50,000,000.00	50,001,500.00
1354644809	23345HFW3	DNB BANK ASA	11/04/2024	5.110	50,000,000.00	50,000,000.00	50,000,000.00	50,002,000.00
1368988758	65558WDU9	NORDEA ABP - NEW YORK BRANCH	12/20/2024	4.690	50,000,000.00	50,000,000.00	50,000,000.00	49,996,000.00
1315899652	65558WCK2	NORDEA ABP - NEW YORK BRANCH	11/05/2024	5.340	50,000,000.00	50,000,000.00	50,000,000.00	50,004,000.00
1382826477	65558WDZ8	NORDEA ABP - NEW YORK BRANCH	02/07/2025	4.580	50,000,000.00	50,000,000.00	50,000,000.00	49,985,000.00
1315899656	65558WCK2	NORDEA ABP - NEW YORK BRANCH	11/05/2024	5.340	50,000,000.00	50,000,000.00	50,000,000.00	50,004,000.00
1327267064	78015JU39	ROYAL BANK OF CANADA NEW YORK BRANCH	04/30/2025	5.120	50,000,000.00	50,000,000.00	50,000,000.00	50,124,000.00
1313237112	78015JSK4	ROYAL BANK OF CANADA NEW YORK BRANCH	04/17/2025	5.250	50,000,000.00	50,000,000.00	50,000,000.00	50,138,000.00
1384318078	83369XUL0	SOCIETE GENERALE - NEW YORK BRANCH	02/03/2025	4.660	50,000,000.00	50,000,000.00	50,000,000.00	49,994,000.00
1372483899	83369XUB2	SOCIETE GENERALE - NEW YORK BRANCH	01/27/2025	4.580	50,000,000.00	50,000,000.00	50,000,000.00	49,981,500.00
1384318077	83369XUL0	SOCIETE GENERALE - NEW YORK BRANCH	02/03/2025	4.660	50,000,000.00	50,000,000.00	50,000,000.00	49,994,000.00
1372483892	83369XUB2	SOCIETE GENERALE - NEW YORK BRANCH	01/27/2025	4.580	50,000,000.00	50,000,000.00	50,000,000.00	49,981,500.00
1370627848	86959THD1	SVENSKA HANDELS AB PUBL - NEW YORK BRANCH	12/20/2024	4.670	50,000,000.00	50,000,000.00	50,000,000.00	49,995,500.00
1395212758	86959THY5	SVENSKA HANDELS AB PUBL - NEW YORK BRANCH	01/30/2025	4.610	50,000,000.00	50,000,000.00	50,000,000.00	50,002,000.00
1344644967	86959TGQ3	SVENSKA HANDELS AB PUBL - NEW YORK BRANCH	11/18/2024	5.170	50,000,000.00	50,000,000.00	50,000,000.00	50,009,500.00
1348954668	86959TGT7	SVENSKA HANDELS AB PUBL - NEW YORK BRANCH	11/26/2024	5.130	50,000,000.00	50,000,000.00	50,000,000.00	50,012,000.00
1348954676	86959TGT7	SVENSKA HANDELS AB PUBL - NEW YORK BRANCH	11/26/2024	5.130	50,000,000.00	50,000,000.00	50,000,000.00	50,012,000.00
1377029579	86959THE9	SVENSKA HANDELS AB PUBL - NEW YORK BRANCH	01/03/2025	4.650	50,000,000.00	50,000,000.00	50,000,000.00	49,996,500.00
1345256033	89115BY53	THE TORONTO-DOMINION BANK - NEW YORK BRANCH	02/20/2025	4.940	50,000,000.00	50,000,000.00	50,000,000.00	50,034,000.00
1395948319	89115DCT1	THE TORONTO-DOMINION BANK - NEW YORK BRANCH	04/23/2025	4.610	50,000,000.00	50,000,000.00	50,000,000.00	50,003,000.00
1345256035	89115BY53	THE TORONTO-DOMINION BANK - NEW YORK BRANCH	02/20/2025	4.940	50,000,000.00	50,000,000.00	50,000,000.00	50,034,000.00
1360035871	89115D4K9	THE TORONTO-DOMINION BANK - NEW YORK BRANCH	12/13/2024	4.980	50,000,000.00	50,000,000.00	50,000,000.00	50,011,500.00
1395948318	89115DCT1	THE TORONTO-DOMINION BANK - NEW YORK BRANCH	04/23/2025	4.610	50,000,000.00	50,000,000.00	50,000,000.00	50,003,000.00
<b>CD TOTAL</b>					<b>2,000,000,000.00</b>	<b>2,000,000,000.00</b>	<b>2,000,000,000.00</b>	<b>2,000,528,500.00</b>
1366639775	04821TMJ1	ATLANTIC ASSET SECURITIZATION CORP.	12/18/2024	4.720	50,000,000.00	49,691,888.89	49,410,000.00	49,673,450.00
1357288787	04821TM51	ATLANTIC ASSET SECURITIZATION CORP.	12/05/2024	5.000	40,000,000.00	39,811,111.11	39,522,222.22	39,808,400.00
1377029574	04821TMP7	ATLANTIC ASSET SECURITIZATION CORP.	12/23/2024	4.650	50,000,000.00	49,664,166.66	49,463,958.33	49,640,750.00
1338689050	04821TLE3	ATLANTIC ASSET SECURITIZATION CORP.	11/14/2024	5.160	30,000,000.00	29,944,100.00	29,604,400.00	29,939,760.00
1380183554	04821TNH4	ATLANTIC ASSET SECURITIZATION CORP.	01/17/2025	4.570	35,000,000.00	34,657,884.72	34,529,036.11	34,636,280.00
1338689048	04821TLE3	ATLANTIC ASSET SECURITIZATION CORP.	11/14/2024	5.160	50,000,000.00	49,906,833.33	49,340,666.67	49,899,600.00
1354631076	04821TL60	ATLANTIC ASSET SECURITIZATION CORP.	11/06/2024	5.130	50,000,000.00	49,964,375.00	49,551,125.00	49,952,950.00
1357288780	04821TM51	ATLANTIC ASSET SECURITIZATION CORP.	12/05/2024	5.000	50,000,000.00	49,763,888.89	49,402,777.78	49,760,500.00
1343682392	04821TLL7	ATLANTIC ASSET SECURITIZATION CORP.	11/20/2024	5.170	45,638,000.00	45,513,471.65	45,035,020.60	45,510,122.32
1331731248	04821TL11	ATLANTIC ASSET SECURITIZATION CORP.	11/01/2024	5.200	50,000,000.00	50,000,000.00	49,342,777.78	49,986,600.00
1362911313	04821TLF0	ATLANTIC ASSET SECURITIZATION CORP.	11/15/2024	5.010	50,000,000.00	49,902,583.33	49,582,500.00	49,892,950.00
1392035373	04821TNM3	ATLANTIC ASSET SECURITIZATION CORP.	01/21/2025	4.690	50,000,000.00	49,472,375.00	49,400,722.22	49,455,150.00
1344644960	04821TLL7	ATLANTIC ASSET SECURITIZATION CORP.	11/20/2024	5.170	40,000,000.00	39,890,855.56	39,477,255.56	39,887,920.00
1366639776	04821TML6	ATLANTIC ASSET SECURITIZATION CORP.	12/20/2024	4.750	40,000,000.00	39,741,388.89	39,535,555.56	39,728,280.00
1368988759	04821TMH5	ATLANTIC ASSET SECURITIZATION CORP.	12/17/2024	4.700	50,000,000.00	49,699,722.22	49,451,666.67	49,680,000.00
1386753180	04821TNF8	ATLANTIC ASSET SECURITIZATION CORP.	01/15/2025	4.700	50,000,000.00	49,510,416.66	49,399,444.44	49,493,050.00
1344644964	04821TLL7	ATLANTIC ASSET SECURITIZATION CORP.	11/20/2024	5.170	34,362,000.00	34,268,239.47	33,912,936.39	34,265,717.68
1382110886	04821TN27	ATLANTIC ASSET SECURITIZATION CORP.	01/02/2025	4.730	50,000,000.00	49,592,694.44	49,428,458.33	49,575,950.00
1369856209	04821TN84	ATLANTIC ASSET SECURITIZATION CORP.	01/08/2025	4.590	50,000,000.00	49,566,500.00	49,324,250.00	49,573,550.00
1361041884	04821TMD4	ATLANTIC ASSET SECURITIZATION CORP.	12/13/2024	4.960	50,000,000.00	49,710,666.67	49,373,111.11	49,706,450.00
1380183560	04821TNH4	ATLANTIC ASSET SECURITIZATION CORP.	01/17/2025	4.570	50,000,000.00	49,511,263.89	49,327,194.44	49,480,400.00
1367511671	04821TLN3	ATLANTIC ASSET SECURITIZATION CORP.	11/22/2024	4.780	40,000,000.00	39,888,466.67	39,665,400.00	39,877,400.00
1352826215	04821TM28	ATLANTIC ASSET SECURITIZATION CORP.	12/02/2024	5.070	50,000,000.00	49,781,708.33	49,366,250.00	49,780,700.00
1369856198	04821TN84	ATLANTIC ASSET SECURITIZATION CORP.	01/08/2025	4.590	50,000,000.00	49,566,500.00	49,324,250.00	49,537,550.00
1354631075	04821TL60	ATLANTIC ASSET SECURITIZATION CORP.	11/06/2024	5.130	45,000,000.00	44,967,937.50	44,596,012.50	44,957,655.00
1341979405	04821TLJ2	ATLANTIC ASSET SECURITIZATION CORP.	11/18/2024	5.150	50,000,000.00	49,878,402.78	49,327,638.89	49,873,100.00
1367505063	0527MOL13	AUTOBAHN FUNDING COMPANY, LLC	11/01/2024	4.830	35,000,000.00	35,000,000.00	34,802,775.00	34,990,620.00
1384304633	0527MOLK1	AUTOBAHN FUNDING COMPANY, LLC	11/19/2024	4.840	50,000,000.00	49,879,000.00	49,731,111.11	49,866,500.00
1400330571	0527MOM20	AUTOBAHN FUNDING COMPANY, LLC	12/02/2024	4.750	50,000,000.00	49,795,486.11	49,782,291.67	49,781,150.00
1336419644	0527MOL70	AUTOBAHN FUNDING COMPANY, LLC	11/07/2024	5.240	50,000,000.00	49,956,333.33	49,345,000.00	49,946,250.00
1361041889	0527MOLD7	AUTOBAHN FUNDING COMPANY, LLC	11/13/2024	5.090	35,000,000.00	34,940,616.67	34,698,134.72	34,934,375.00
1374462697	0527MOL13	AUTOBAHN FUNDING COMPANY, LLC	11/01/2024	4.830	10,000,000.00	10,000,000.00	9,957,066.67	9,997,320.00
1386753178	0527MOML8	AUTOBAHN FUNDING COMPANY, LLC	12/20/2024	4.740	50,000,000.00	49,677,416.67	49,565,500.00	49,663,900.00
1384304632	0527MOL55	AUTOBAHN FUNDING COMPANY, LLC	11/14/2024	4.830	40,000,000.00	39,930,233.33	39,812,166.67	39,919,680.00
1400330572	0527MOL62	AUTOBAHN FUNDING COMPANY, LLC	11/06/2024	4.830	33,992,000.00	33,969,197.04	33,960,075.85	33,960,013.53
1374462687	0527MOL13	AUTOBAHN FUNDING COMPANY, LLC	11/01/2024	4.830	50,000,000.00	50,000,000.00	49,785,333.33	49,986,600.00
1389592063	0527MOML8	AUTOBAHN FUNDING COMPANY, LLC	12/20/2024	4.750	35,000,000.00	34,773,715.27	34,704,444.44	34,764,730.00
1374462700	0527MOM46	AUTOBAHN FUNDING COMPANY, LLC	12/04/2024	4.640	35,000,000.00	34,851,133.33	34,706,777.78	34,837,635.00
1386753175	1247P2P57	CAFCO LLC	02/05/2025	4.630	50,000,000.00	49,382,666.66	49,273,347.22	49,366,550.00
1374462695	1247P2NA8	CAFCO LLC	01/10/2025	4.580	50,000,000.00	49,554,722.22	49,351,166.67	49,530,000.00
1314590398	1247P2L44	CAFCO LLC	11/04/2024	5.320	50,000,000.00	49,977,833.33	49,150,277.78	49,966,400.00
1374462689	1247P2N83	CAFCO LLC	01/08/2025	4.570	25,000,000.00	24,784,194.45	24,682,638.89	24,771,375.00
1384934165	1247P2PA6	CAFCO LLC	02/10/2025	4.640	50,000,000.00	49,349,111.11	49,213,777.78	49,335,650.00
1384304639	1247P2PB4	CAFCO LLC	02/11/2025	4.850	50,000,000.00	49,341,250.00	49,205,625.00	49,329,500.00
1388880328	1247P2PE8	CAFCO LLC	02/14/2025	4.650	50,000,000.00	49,321,875.00	49,218,541.67	49,311,250.00



LOS ANGELES COUNTY TREASURER  
 TREASURER PORTFOLIO COMPARED TO MARKET VALUE  
 FOR THE PERIOD: OCTOBER 1, 2024 OCTOBER 31, 2024  
 FUND: POOLED SURPLUS INVESTMENTS  
 ATTACHMENT X

Security ID	CUSIP	Description	Final Maturity	Face Rate	PAR	Amortized Cost	Historical Cost	Market Value
1372486014	1247P2NT7	CAFCO LLC	01/27/2025	4.550	50,000,000.00	49,450,208.33	49,222,708.33	49,422,550.00
1372483891	1247P2NH3	CAFCO LLC	01/17/2025	4.550	50,000,000.00	49,513,402.78	49,285,902.78	49,485,600.00
1374462694	1247P2N83	CAFCO LLC	01/08/2025	4.570	50,000,000.00	49,568,388.89	49,365,277.78	49,542,750.00
1388880337	1247P2PE8	CAFCO LLC	02/14/2025	4.650	50,000,000.00	49,321,875.00	49,218,541.67	49,311,250.00
1384934162	1247P2PA6	CAFCO LLC	02/10/2025	4.640	25,000,000.00	24,674,555.56	24,606,888.89	24,667,825.00
1369859577	1247P2NH3	CAFCO LLC	01/17/2025	4.590	50,000,000.00	49,509,125.00	49,266,875.00	49,485,600.00
1290530701	1247P2M50	CAFCO LLC	12/05/2024	5.350	25,000,000.00	24,873,680.55	24,342,395.83	24,880,750.00
1384304642	1247P2PB4	CAFCO LLC	02/11/2025	4.650	50,000,000.00	49,341,250.00	49,205,625.00	49,329,500.00
1381175151	1247P2P73	CAFCO LLC	02/07/2025	4.560	41,010,000.00	40,500,929.20	40,355,480.40	40,480,273.83
1348954665	1247P2L77	CAFCO LLC	11/07/2024	5.160	21,000,000.00	20,981,940.00	20,786,290.00	20,977,425.00
1372486015	1247P2NU4	CAFCO LLC	01/28/2025	4.530	50,000,000.00	49,446,333.33	49,226,125.00	49,416,250.00
1395208185	1247P2PC2	CAFCO LLC	02/12/2025	4.650	50,000,000.00	49,334,791.67	49,283,125.00	49,323,350.00
1348954659	1247P2L77	CAFCO LLC	11/07/2024	5.160	50,000,000.00	49,957,000.00	49,491,166.67	49,946,250.00
1299109989	1247P2MD3	CAFCO LLC	12/13/2024	5.330	50,000,000.00	49,689,083.33	48,734,125.00	49,709,300.00
1374462685	1247P2NA8	CAFCO LLC	01/10/2025	4.580	50,000,000.00	49,554,722.22	49,351,166.67	49,530,000.00
1372483905	1247P2NH3	CAFCO LLC	01/17/2025	4.550	50,000,000.00	49,513,402.78	49,285,902.78	49,485,600.00
1299996668	1247P2ML5	CAFCO LLC	12/20/2024	5.330	50,000,000.00	49,637,263.89	48,682,305.56	49,664,200.00
1372486013	1247P2NU4	CAFCO LLC	01/28/2025	4.530	50,000,000.00	49,446,333.33	49,226,125.00	49,416,250.00
1379080898	13608AL12	CANADIAN IMPERIAL BANK OF COMMERCE	11/01/2024	4.840	50,000,000.00	50,000,000.00	49,798,333.33	49,986,600.00
1393460785	13738JPM6	CANCARA ASSET SECURITISATION LIMITED	02/21/2025	4.650	50,000,000.00	49,276,666.67	49,218,541.67	49,266,600.00
1338687927	13738JLL2	CANCARA ASSET SECURITISATION LIMITED	11/20/2024	5.170	50,000,000.00	49,863,569.44	49,303,486.11	49,859,350.00
1345839485	13738JMC1	CANCARA ASSET SECURITISATION LIMITED	12/12/2024	5.130	50,000,000.00	49,707,875.00	49,230,500.00	49,715,800.00
1345839487	13738JMC1	CANCARA ASSET SECURITISATION LIMITED	12/12/2024	5.130	50,000,000.00	49,707,875.00	49,230,500.00	49,715,800.00
1361041885	13738JLD0	CANCARA ASSET SECURITISATION LIMITED	11/13/2024	4.980	50,000,000.00	49,917,000.00	49,578,083.33	49,905,850.00
1339900557	13738JLF5	CANCARA ASSET SECURITISATION LIMITED	11/15/2024	5.150	50,000,000.00	49,899,861.11	49,341,944.44	49,892,550.00
1356284117	13738JM56	CANCARA ASSET SECURITISATION LIMITED	12/05/2024	5.000	50,000,000.00	49,763,888.89	49,402,777.78	49,761,500.00
13611041876	13738JLD0	CANCARA ASSET SECURITISATION LIMITED	11/13/2024	4.980	50,000,000.00	49,917,000.00	49,578,083.33	49,905,850.00
1341965106	13738JM23	CANCARA ASSET SECURITISATION LIMITED	12/02/2024	5.100	20,000,000.00	19,912,166.67	19,694,000.00	19,912,460.00
1368988760	13738JNP1	CANCARA ASSET SECURITISATION LIMITED	01/23/2025	4.600	50,000,000.00	49,469,722.22	49,226,944.44	49,446,500.00
1338093595	13738JLJ7	CANCARA ASSET SECURITISATION LIMITED	11/18/2024	5.170	50,000,000.00	49,877,930.56	49,310,666.67	49,872,600.00
1339900561	13738JLF5	CANCARA ASSET SECURITISATION LIMITED	11/15/2024	5.150	5,000,000.00	4,989,986.11	4,934,194.44	4,989,255.00
1393460786	13738JPM6	CANCARA ASSET SECURITISATION LIMITED	02/21/2025	4.650	5,000,000.00	4,927,666.67	4,921,854.17	4,926,660.00
1368988757	13738JNP1	CANCARA ASSET SECURITISATION LIMITED	01/23/2025	4.600	15,000,000.00	14,840,916.66	14,768,083.33	14,833,950.00
1349452978	13738JMD9	CANCARA ASSET SECURITISATION LIMITED	12/13/2024	5.080	50,000,000.00	49,703,666.67	49,259,166.67	49,709,300.00
1349452976	13738JMD9	CANCARA ASSET SECURITISATION LIMITED	12/13/2024	5.080	5,000,000.00	4,970,366.67	4,925,916.67	4,970,930.00
1338101000	13738JMJ6	CANCARA ASSET SECURITISATION LIMITED	12/18/2024	5.050	50,000,000.00	49,670,347.22	49,116,250.00	49,676,850.00
1339900568	13738JLF5	CANCARA ASSET SECURITISATION LIMITED	11/15/2024	5.150	50,000,000.00	49,899,861.11	49,341,944.44	49,892,550.00
1361043294	13738JLK4	CANCARA ASSET SECURITISATION LIMITED	11/19/2024	4.980	50,000,000.00	49,875,500.00	49,557,333.33	49,865,950.00
1355455707	13738JM31	CANCARA ASSET SECURITISATION LIMITED	12/03/2024	5.050	50,000,000.00	49,775,555.56	49,382,777.78	49,774,600.00
1341965109	13738JM23	CANCARA ASSET SECURITISATION LIMITED	12/02/2024	5.100	50,000,000.00	49,780,416.67	49,235,000.00	49,781,150.00
1360035868	13738JLF5	CANCARA ASSET SECURITISATION LIMITED	11/15/2024	5.050	50,000,000.00	49,901,805.56	49,558,125.00	49,892,550.00
1356284118	13738JM56	CANCARA ASSET SECURITISATION LIMITED	12/05/2024	5.000	50,000,000.00	49,763,888.89	49,402,777.78	49,761,500.00
1338093592	13738JMG2	CANCARA ASSET SECURITISATION LIMITED	12/16/2024	5.050	50,000,000.00	49,684,375.00	49,123,263.89	49,689,800.00
1401399101	13738JP38	CANCARA ASSET SECURITISATION LIMITED	02/03/2025	4.640	50,000,000.00	49,394,222.22	49,387,777.78	49,387,777.80
1400330569	15963TM22	CHARIOT FUNDING LLC	12/02/2024	4.740	45,000,000.00	44,816,325.00	44,804,475.00	44,803,035.00
1382110885	15963TLJ6	CHARIOT FUNDING LLC	11/18/2024	4.820	50,000,000.00	49,886,194.44	49,718,833.33	49,873,100.00
1383459822	15963TLL1	CHARIOT FUNDING LLC	11/20/2024	4.830	50,000,000.00	49,872,541.67	49,718,250.00	49,859,900.00
1370619219	15963TLF4	CHARIOT FUNDING LLC	11/15/2024	4.800	50,000,000.00	49,906,666.67	49,660,000.00	49,892,950.00
1383459830	15963TLL1	CHARIOT FUNDING LLC	11/20/2024	4.830	10,000,000.00	9,974,508.33	9,943,650.00	9,971,980.00
1294109454	17177LMD3	CIESCO, LLC	12/13/2024	5.330	50,000,000.00	49,689,083.33	48,674,902.78	49,709,300.00
1274218427	17177LL85	CIESCO, LLC	11/08/2024	5.360	25,000,000.00	24,973,944.44	24,363,500.00	24,969,775.00
1299996665	17177LMG6	CIESCO, LLC	12/16/2024	5.320	50,000,000.00	49,667,500.00	48,714,333.33	49,689,800.00
1302557814	17177LMH4	CIESCO, LLC	12/17/2024	5.330	50,000,000.00	49,659,472.22	48,719,319.44	49,683,350.00
1279972203	17177LLD4	CIESCO, LLC	11/13/2024	5.350	25,000,000.00	24,955,416.67	24,379,548.61	24,953,125.00
1314590397	17177LL51	CIESCO, LLC	11/05/2024	5.330	50,000,000.00	49,970,388.89	49,141,277.78	49,959,700.00
1274218428	17177LL85	CIESCO, LLC	11/08/2024	5.360	50,000,000.00	49,947,888.89	48,727,000.00	49,939,550.00
1294109455	17177LMD3	CIESCO, LLC	12/13/2024	5.330	50,000,000.00	49,689,083.33	48,674,902.78	49,709,300.00
1302557817	17177LMH4	CIESCO, LLC	12/17/2024	5.330	25,000,000.00	24,829,736.11	24,359,659.72	24,841,675.00
1288563689	12619TM50	CRC FUNDING, LLC	12/05/2024	5.320	50,000,000.00	49,748,777.78	48,684,777.78	49,761,500.00
1395944661	12619TPA6	CRC FUNDING, LLC	02/10/2025	4.640	25,000,000.00	24,674,555.56	24,652,000.00	24,665,675.00
1382826489	12619TP73	CRC FUNDING, LLC	02/07/2025	4.640	50,000,000.00	49,368,444.45	49,213,777.78	49,350,000.00
1382119904	12619TP57	CRC FUNDING, LLC	02/05/2025	4.650	50,000,000.00	49,380,000.00	49,225,000.00	49,362,450.00
1348954662	12619TL44	CRC FUNDING, LLC	11/04/2024	5.160	50,000,000.00	49,978,500.00	49,512,666.67	49,966,400.00
1384304641	12619TPB4	CRC FUNDING, LLC	02/11/2025	4.630	50,000,000.00	49,344,083.33	49,202,611.11	49,325,150.00
1299996660	12619TM35	CRC FUNDING, LLC	12/03/2024	5.330	25,000,000.00	24,881,555.56	24,404,076.39	24,887,300.00
1389592066	12619TPB4	CRC FUNDING, LLC	02/11/2025	4.650	37,750,000.00	37,252,643.75	37,179,503.13	37,240,488.25
1287581836	12619TM43	CRC FUNDING, LLC	12/04/2024	5.310	50,000,000.00	49,756,625.00	48,672,500.00	49,768,050.00
1374462701	12619TNA8	CRC FUNDING, LLC	01/10/2025	4.560	50,000,000.00	49,556,666.67	49,354,000.00	49,527,000.00
1279972205	12619TL85	CRC FUNDING, LLC	11/08/2024	5.350	50,000,000.00	49,947,986.11	48,796,250.00	49,939,550.00
1369859037	12619TNH3	CRC FUNDING, LLC	01/17/2025	4.580	50,000,000.00	49,510,194.44	49,268,472.22	49,482,300.00
1287581838	12619TM43	CRC FUNDING, LLC	12/04/2024	5.310	50,000,000.00	49,756,625.00	48,672,500.00	49,768,050.00
1299996666	12619TM35	CRC FUNDING, LLC	12/03/2024	5.330	50,000,000.00	49,763,111.11	48,808,152.78	49,774,600.00
1382119903	12619TP57	CRC FUNDING, LLC	02/05/2025	4.650	50,000,000.00	49,380,000.00	49,225,000.00	49,362,450.00
1383459828	12619TP65	CRC FUNDING, LLC	02/06/2025	4.640	50,000,000.00	49,374,888.89	49,226,666.67	49,356,200.00
1288563690	12619TM50	CRC FUNDING, LLC	12/05/2024	5.320	25,000,000.00	24,874,388.89	24,342,388.89	24,880,750.00
1384304630	12619TPC2	CRC FUNDING, LLC	02/12/2025	4.620	50,000,000.00	49,339,083.34	49,197,916.67	49,318,950.00
1395944666	12619TPA6	CRC FUNDING, LLC	02/10/2025	4.640	50,000,000.00	49,349,111.11	49,304,000.00	49,331,350.00
1384304627	12619TPC2	CRC FUNDING, LLC	02/12/2025	4.620	50,000,000.00	49,339,083.34	49,197,916.67	49,318,950.00
1382119141	12619TP32	CRC FUNDING, LLC	02/03/2025	4.650	50,000,000.00	49,392,916.66	49,231,458.33	49,374,950.00
1350185199	12619TL69	CRC FUNDING, LLC	11/06/2024	5.150	50,000,000.00	49,964,236.11	49,513,611.11	49,952,950.00
1369859038	12619TNH3	CRC FUNDING, LLC	01/17/2025	4.580	50,000,000.00	49,510,194.44	49,268,472.22	49,482,300.00
1382826497	12619TP73	CRC FUNDING, LLC	02/07/2025	4.640	50,000,000.00	49,368,444.45	49,213,777.78	49,350,000.00
1395208187	12619PE8	CRC FUNDING, LLC	02/14/2025	4.650	50,000,000.00	49,321,875.00	49,270,208.33	49,307,000.00
1384934153	12619TPA6	CRC FUNDING, LLC	02/10/2025	4.640	50,000,000.00	49,349,111.11	49,239,555.56	49,331,350.00

LOS ANGELES COUNTY TREASURER  
 TREASURER PORTFOLIO COMPARED TO MARKET VALUE  
 FOR THE PERIOD: OCTOBER 1, 2024 OCTOBER 31, 2024  
 FUND: POOLED SURPLUS INVESTMENTS  
 ATTACHMENT X

Security ID	CUSIP	Description	Final Maturity	Face Rate	PAR	Amortized Cost	Historical Cost	Market Value
1401390999	22533TL12	CREDIT AGRICOLE CORPORATE AND INVESTMENT BANK, NEW YORK BRANCH	11/01/2024	4.800	50,000,000.00	50,000,000.00	49,993,333.33	49,986,600.00
1383459823	22533TML7	CREDIT AGRICOLE CORPORATE AND INVESTMENT BANK, NEW YORK BRANCH	12/20/2024	4.680	50,000,000.00	49,681,500.00	49,532,000.00	49,670,400.00
1373351804	22533TL61	CREDIT AGRICOLE CORPORATE AND INVESTMENT BANK, NEW YORK BRANCH	11/06/2024	4.640	50,000,000.00	49,967,777.78	49,742,222.22	49,953,300.00
1365817680	22533TLM6	CREDIT AGRICOLE CORPORATE AND INVESTMENT BANK, NEW YORK BRANCH	11/21/2024	4.840	50,000,000.00	49,865,555.56	49,569,777.78	49,855,250.00
1355455708	22533TL61	CREDIT AGRICOLE CORPORATE AND INVESTMENT BANK, NEW YORK BRANCH	11/06/2024	5.000	50,000,000.00	49,965,277.78	49,569,444.44	49,953,300.00
1394331772	22533TML7	CREDIT AGRICOLE CORPORATE AND INVESTMENT BANK, NEW YORK BRANCH	12/20/2024	4.670	50,000,000.00	49,682,180.56	49,623,805.56	49,670,400.00
1401399102	22533TL12	CREDIT AGRICOLE CORPORATE AND INVESTMENT BANK, NEW YORK BRANCH	11/01/2024	4.800	50,000,000.00	50,000,000.00	49,993,333.33	49,986,600.00
1400330568	22533TL61	CREDIT AGRICOLE CORPORATE AND INVESTMENT BANK, NEW YORK BRANCH	11/06/2024	4.800	50,000,000.00	49,966,666.66	49,953,333.33	49,953,300.00
1373351816	22533TL61	CREDIT AGRICOLE CORPORATE AND INVESTMENT BANK, NEW YORK BRANCH	11/06/2024	4.640	50,000,000.00	49,967,777.78	49,742,222.22	49,953,300.00
1400330574	22533TL61	CREDIT AGRICOLE CORPORATE AND INVESTMENT BANK, NEW YORK BRANCH	11/06/2024	4.800	50,000,000.00	49,966,666.66	49,953,333.33	49,953,300.00
1365817677	22533TLM6	CREDIT AGRICOLE CORPORATE AND INVESTMENT BANK, NEW YORK BRANCH	11/21/2024	4.840	50,000,000.00	49,865,555.56	49,569,777.78	49,855,250.00
1355455709	22533TL61	CREDIT AGRICOLE CORPORATE AND INVESTMENT BANK, NEW YORK BRANCH	11/06/2024	5.000	50,000,000.00	49,965,277.78	49,569,444.44	49,953,300.00
1380183558	22533TMM45	CREDIT AGRICOLE CORPORATE AND INVESTMENT BANK, NEW YORK BRANCH	12/04/2024	4.670	50,000,000.00	49,785,958.33	49,597,861.11	49,772,050.00
1368988761	22533TLN4	CREDIT AGRICOLE CORPORATE AND INVESTMENT BANK, NEW YORK BRANCH	11/22/2024	4.690	50,000,000.00	49,863,208.33	49,609,166.67	49,848,800.00
1367505061	47816FML2	JOHNSON & JOHNSON	12/20/2024	4.620	30,000,000.00	29,811,350.00	29,649,650.00	29,801,730.00
1390502362	47816FML2	JOHNSON & JOHNSON	12/20/2024	4.640	50,000,000.00	49,684,222.22	49,594,000.00	49,669,550.00
1382826478	47816FND9	JOHNSON & JOHNSON	01/13/2025	4.550	50,000,000.00	49,538,680.56	49,387,013.89	49,518,250.00
1382826476	47816FNA5	JOHNSON & JOHNSON	01/10/2025	4.550	22,500,000.00	22,300,937.50	22,232,687.50	22,291,650.00
1382826487	47816FNA5	JOHNSON & JOHNSON	01/10/2025	4.550	50,000,000.00	49,557,638.89	49,405,972.22	49,537,000.00
1390502357	47816FNH0	JOHNSON & JOHNSON	01/17/2025	4.540	50,000,000.00	49,514,472.22	49,426,194.44	49,493,250.00
1382826490	47816FND9	JOHNSON & JOHNSON	01/13/2025	4.550	50,000,000.00	49,538,680.56	49,387,013.89	49,518,250.00
1390502359	47816FML2	JOHNSON & JOHNSON	12/20/2024	4.640	50,000,000.00	49,684,222.22	49,594,000.00	49,669,550.00
1386753187	4820P2N35	JUPITER SECURITIZATION COMPANY LLC	01/03/2025	4.750	25,000,000.00	24,792,187.50	24,736,111.11	24,786,875.00
1366641726	4820P2LL7	JUPITER SECURITIZATION COMPANY LLC	11/20/2024	4.800	50,000,000.00	49,873,333.33	49,586,666.67	49,859,900.00
1366641724	4820P2LF0	JUPITER SECURITIZATION COMPANY LLC	11/15/2024	4.800	50,000,000.00	49,906,666.67	49,892,950.00	49,892,950.00
1384934167	4820P2L45	JUPITER SECURITIZATION COMPANY LLC	11/04/2024	4.840	45,000,000.00	44,981,850.00	44,854,800.00	44,969,760.00
1395948313	4820P2NN1	JUPITER SECURITIZATION COMPANY LLC	01/22/2025	4.690	40,000,000.00	39,572,688.89	39,536,211.11	39,562,280.00
1377029581	4820P2LJ2	JUPITER SECURITIZATION COMPANY LLC	11/18/2024	4.820	50,000,000.00	49,886,194.45	49,678,666.67	49,873,100.00
1386753184	4820P2N35	JUPITER SECURITIZATION COMPANY LLC	01/03/2025	4.750	50,000,000.00	49,584,375.00	49,472,222.22	49,573,750.00
1395948314	4820P2NN1	JUPITER SECURITIZATION COMPANY LLC	01/22/2025	4.690	50,000,000.00	49,465,861.11	49,420,263.89	49,452,850.00
1366641725	4820P2LL7	JUPITER SECURITIZATION COMPANY LLC	11/20/2024	4.800	50,000,000.00	49,873,333.33	49,586,666.67	49,859,900.00
1399646850	4820P2NQ4	JUPITER SECURITIZATION COMPANY LLC	01/24/2025	4.680	50,000,000.00	49,454,000.00	49,441,000.00	49,440,200.00
1366641723	4820P2LF0	JUPITER SECURITIZATION COMPANY LLC	11/15/2024	4.800	50,000,000.00	49,906,666.67	49,646,666.67	49,892,950.00
1399646852	4820P2M44	JUPITER SECURITIZATION COMPANY LLC	12/04/2024	4.750	50,000,000.00	49,782,291.67	49,762,500.00	49,768,050.00
1370619229	50286LMJ9	LA FAYETTE ASSET SECURITIZATION LLC	12/18/2024	4.670	45,000,000.00	44,725,637.50	44,509,650.00	44,709,165.00
1355455715	50286LM34	LA FAYETTE ASSET SECURITIZATION LLC	12/03/2024	5.020	40,000,000.00	39,821,511.11	39,610,500.00	39,819,680.00
1337175339	50286LCC5	LA FAYETTE ASSET SECURITIZATION LLC	11/12/2024	5.170	30,000,000.00	29,952,608.33	29,603,633.33	29,947,740.00
1361043295	50286LMD2	LA FAYETTE ASSET SECURITIZATION LLC	12/13/2024	4.970	50,000,000.00	49,100,083.33	49,371,847.22	49,709,300.00
1354631078	50286LL43	LA FAYETTE ASSET SECURITIZATION LLC	11/04/2024	5.140	30,000,000.00	29,987,150.00	29,738,716.67	29,979,840.00
1349452982	50286LL78	LA FAYETTE ASSET SECURITIZATION LLC	11/27/2024	5.110	30,000,000.00	29,889,283.33	29,616,750.00	29,888,340.00
1358403952	50286LL50	LA FAYETTE ASSET SECURITIZATION LLC	11/05/2024	5.090	50,000,000.00	49,971,722.22	49,604,111.11	49,959,700.00
1356284119	50286LM59	LA FAYETTE ASSET SECURITIZATION LLC	12/05/2024	5.000	50,000,000.00	49,763,888.89	49,395,833.33	49,761,500.00
1356282327	50286LL68	LA FAYETTE ASSET SECURITIZATION LLC	11/06/2024	5.090	30,000,000.00	29,978,791.67	29,741,258.33	29,971,770.00
1381190965	50286LN82	LA FAYETTE ASSET SECURITIZATION LLC	01/08/2025	4.700	50,000,000.00	49,556,111.11	49,399,444.44	49,541,750.00
1389644054	50286LNH2	LA FAYETTE ASSET SECURITIZATION LLC	01/17/2025	4.700	50,000,000.00	49,497,361.11	49,399,444.44	49,484,500.00
1335695554	50286LL43	LA FAYETTE ASSET SECURITIZATION LLC	11/04/2024	5.160	38,400,000.00	38,383,488.00	37,915,648.00	38,374,195.20
1389644056	50286LNH2	LA FAYETTE ASSET SECURITIZATION LLC	01/17/2025	4.700	50,000,000.00	49,497,361.11	49,399,444.44	49,484,500.00
1359286052	50286LM91	LA FAYETTE ASSET SECURITIZATION LLC	12/09/2024	5.010	25,000,000.00	24,867,791.67	24,690,354.17	24,867,675.00
1397753137	50286LNU3	LA FAYETTE ASSET SECURITIZATION LLC	01/28/2025	4.680	50,000,000.00	49,428,000.00	49,402,000.00	49,415,000.00
1356284116	50286LM59	LA FAYETTE ASSET SECURITIZATION LLC	12/05/2024	5.000	15,000,000.00	14,929,166.67	14,818,750.00	14,928,450.00
1386753190	6117P4P3	MONT BLANC CAPITAL CORP	02/18/2025	4.660	36,775,000.00	36,256,125.18	36,175,199.75	36,249,117.50
1386753192	6117P4LK4	MONT BLANC CAPITAL CORP	11/19/2024	4.840	50,000,000.00	49,879,000.00	49,764,722.22	49,866,500.00
1362911309	6117P4MG2	MONT BLANC CAPITAL CORP	12/16/2024	4.890	50,000,000.00	49,694,375.00	49,388,750.00	49,689,800.00
1388880334	6117P4P3	MONT BLANC CAPITAL CORP	02/18/2025	4.650	40,215,000.00	39,648,806.31	39,565,695.31	39,639,925.50
1390502360	6117P4PK0	MONT BLANC CAPITAL CORP	02/19/2025	4.660	50,000,000.00	49,288,055.55	49,197,444.44	49,278,850.00
1388880336	6117P4LK4	MONT BLANC CAPITAL CORP	11/19/2024	4.840	20,276,000.00	20,226,932.08	20,183,316.15	20,221,863.08
1315899657	6117P4LF5	MONT BLANC CAPITAL CORP	11/15/2024	5.310	43,721,000.00	43,630,716.13	42,927,791.76	43,627,393.34
1362911304	6117P4MG2	MONT BLANC CAPITAL CORP	12/16/2024	4.900	50,000,000.00	49,693,750.00	49,680,694.44	49,689,800.00
1335695555	6117P4LF5	MONT BLANC CAPITAL CORP	11/15/2024	5.180	50,000,000.00	49,899,277.78	49,316,527.78	49,892,950.00
1383459829	6117P4P53	MONT BLANC CAPITAL CORP	02/05/2025	4.650	30,086,000.00	29,712,933.60	29,623,553.11	29,704,028.14
1386753189	6117P4LK4	MONT BLANC CAPITAL CORP	11/19/2024	4.840	18,823,000.00	18,777,448.34	18,734,427.33	18,772,742.59
1361041882	6117P4MD9	MONT BLANC CAPITAL CORP	12/13/2024	4.950	21,130,000.00	21,007,974.25	20,865,610.88	21,007,150.18
1374462696	6117P4PL8	MONT BLANC CAPITAL CORP	02/20/2025	4.530	40,129,000.00	39,568,498.20	39,406,912.09	39,545,283.57
1399641487	63873JP79	NATIXIS, NEW YORK BRANCH	02/07/2025	4.610	50,000,000.00	49,372,527.77	49,353,319.44	49,354,800.00
1395944670	63873JP79	NATIXIS, NEW YORK BRANCH	02/07/2025	4.620	50,000,000.00	49,371,166.67	49,326,250.00	49,354,800.00
1339900556	63873JL57	NATIXIS, NEW YORK BRANCH	11/05/2024	5.110	50,000,000.00	49,971,611.11	49,418,027.78	49,959,950.00
1399641478	63873JP79	NATIXIS, NEW YORK BRANCH	02/07/2025	4.610	50,000,000.00	49,372,527.77	49,353,319.44	49,354,800.00
1359284207	63873JMB3	NATIXIS, NEW YORK BRANCH	12/11/2024	4.970	50,000,000.00	49,723,888.89	49,378,750.00	49,723,100.00
1333895109	63873JL57	NATIXIS, NEW YORK BRANCH	11/05/2024	5.100	50,000,000.00	49,971,666.67	49,355,416.67	49,959,950.00
1370619224	63873JNB3	NATIXIS, NEW YORK BRANCH	01/06/2025	4.520	50,000,000.00	49,585,666.67	49,359,666.67	49,553,850.00
1359284205	63873JMB3	NATIXIS, NEW YORK BRANCH	12/11/2024	4.970	50,000,000.00	49,723,888.89	49,378,750.00	49,723,100.00
1342936887	63873JL16	NATIXIS, NEW YORK BRANCH	11/01/2024	5.150	47,000,000.00	46,502,000.00	46,502,452.78	46,987,451.00
1395944663	63873JP53	NATIXIS, NEW YORK BRANCH	02/05/2025	4.620	50,000,000.00	49,384,000.00	49,358,333.33	49,366,950.00
1339900563	63873JL57	NATIXIS, NEW YORK BRANCH	11/05/2024	5.110	50,000,000.00	49,971,611.11	49,418,027.78	49,959,950.00
1395208186	63873JP53	NATIXIS, NEW YORK BRANCH	02/05/2025	4.680	50,000,000.00	49,376,000.00	49,324,000.00	49,366,950.00
1393456851	63873JPL8	NATIXIS, NEW YORK BRANCH	02/20/2025	4.640	50,000,000.00	49,284,666.66	49,220,222.22	49,276,800.00
1370619217	63873JN22	NATIXIS, NEW YORK BRANCH	01/02/2025	4.550	50,000,000.00	49,608,194.44	49,374,375.00	49,579,300.00
1392035380	63873JP38	NATIXIS, NEW YORK BRANCH	02/03/2025	4.680	50,000,000.00	49,389,000.00	49,317,500.00	49,379,100.00
1370619223	63873JNB3	NATIXIS, NEW YORK BRANCH	01/06/2025	4.520	50,000,000.00	49,585,666.67	49,359,666.67	49,553,850.00
1368969864	63873JN22	NATIXIS, NEW YORK BRANCH	01/02/2025	4.550	50,000,000.00	49,608,194.45	49,368,055.56	49,579,300.00
1395944668	63873JP53	NATIXIS, NEW YORK BRANCH	02/05/2025	4.620	50,000,000.00	49,384,000.00	49,358,333.33	49,366,950.00
1358390161	63873JMB3	NATIXIS, NEW YORK BRANCH	12/11/2024	4.990	50,000,000.00	49,722,777.78	49,362,388.89	49,723,100.00
1368969849	63873JN22	NATIXIS, NEW YORK BRANCH	01/02/2025	4.550	50,000,000.00	49,608,194.45	49,368,055.56	49,579,300.00
1389592065	63873JP38	NATIXIS, NEW YORK BRANCH	02/03/2025	4.620	5			

LOS ANGELES COUNTY TREASURER  
 TREASURER PORTFOLIO COMPARED TO MARKET VALUE  
 FOR THE PERIOD: OCTOBER 1, 2024 OCTOBER 31, 2024  
 FUND: POOLED SURPLUS INVESTMENTS  
 ATTACHMENT X

Security ID	CUSIP	Description	Final Maturity	Face Rate	PAR	Amortized Cost	Historical Cost	Market Value
1390502365	63873JP38	NATIXIS, NEW YORK BRANCH	02/03/2025	4.620	50,000,000.00	49,396,833.33	49,307,000.00	49,379,100.00
1381175159	67983TNF9	OLD LINE FUNDING, LLC	01/15/2025	4.620	50,000,000.00	49,518,750.00	49,364,750.00	49,496,850.00
1343681388	67983TLK0	OLD LINE FUNDING, LLC	11/19/2024	5.150	50,000,000.00	49,871,250.00	49,363,402.78	49,866,800.00
1377029583	67983TNW2	OLD LINE FUNDING, LLC	01/30/2025	4.530	50,000,000.00	49,433,750.00	49,251,291.67	49,403,800.00
1345256034	67983TLL8	OLD LINE FUNDING, LLC	11/20/2024	5.140	44,935,000.00	44,813,101.33	44,357,585.25	44,809,361.74
1370627846	67983TNM4	OLD LINE FUNDING, LLC	01/21/2025	4.550	50,000,000.00	49,488,125.00	49,266,944.44	49,459,500.00
1383459825	67983TM52	OLD LINE FUNDING, LLC	12/05/2024	4.750	50,000,000.00	49,775,694.45	49,630,555.56	49,761,400.00
1361043293	67983TMG8	OLD LINE FUNDING, LLC	12/16/2024	4.900	50,000,000.00	49,693,750.00	49,380,694.44	49,688,500.00
1393456861	67983TPE0	OLD LINE FUNDING, LLC	02/14/2025	4.620	50,000,000.00	49,326,250.00	49,281,333.33	49,311,450.00
1368989227	67983TMP8	OLD LINE FUNDING, LLC	12/23/2024	4.650	50,000,000.00	49,664,166.67	49,418,750.00	49,643,000.00
1389644046	67983TNH5	OLD LINE FUNDING, LLC	01/17/2025	4.650	50,000,000.00	49,502,708.34	49,431,666.67	49,484,400.00
1369856212	67983TND4	OLD LINE FUNDING, LLC	01/13/2025	4.590	50,000,000.00	49,534,625.00	49,305,125.00	49,509,400.00
1365011207	67983TML7	OLD LINE FUNDING, LLC	12/20/2024	4.880	50,000,000.00	49,667,888.89	49,376,444.44	49,662,500.00
1338687924	67983TLD6	OLD LINE FUNDING, LLC	11/13/2024	5.150	25,000,000.00	24,957,083.33	24,681,701.39	24,963,225.00
1380183555	67983TNF9	OLD LINE FUNDING, LLC	01/15/2025	4.580	50,000,000.00	49,522,916.67	49,344,805.56	49,496,850.00
1370627847	67983TNN2	OLD LINE FUNDING, LLC	01/22/2025	4.560	50,000,000.00	49,480,666.67	49,252,666.67	49,453,300.00
1388885245	67983TNG7	OLD LINE FUNDING, LLC	01/16/2025	4.650	50,000,000.00	49,509,166.67	49,412,291.67	49,490,600.00
1338687931	67983TLD6	OLD LINE FUNDING, LLC	11/13/2024	5.150	50,000,000.00	49,914,166.67	49,363,402.78	49,906,450.00
1382826484	67983TP59	OLD LINE FUNDING, LLC	02/05/2025	4.630	50,000,000.00	49,382,666.66	49,228,333.33	49,366,550.00
1393456854	71344TPA4	PEPSICO, INC.	02/10/2025	4.460	50,000,000.00	49,374,361.11	49,312,416.67	49,345,450.00
1397753139	71344TPR7	PEPSICO, INC.	02/25/2025	4.460	50,000,000.00	49,281,444.45	49,256,666.67	49,255,300.00
1399641476	71344TPJ5	PEPSICO, INC.	02/18/2025	4.460	50,000,000.00	49,324,805.55	49,306,222.22	49,297,300.00
1393456856	71344TPC0	PEPSICO, INC.	02/12/2025	4.460	50,000,000.00	49,361,972.22	49,300,027.78	49,333,550.00
1355455711	71344TML3	PEPSICO, INC.	12/20/2024	4.860	25,000,000.00	24,834,625.00	24,642,250.00	24,835,500.00
1388886095	71344TPA4	PEPSICO, INC.	02/10/2025	4.470	50,000,000.00	49,372,958.33	49,273,625.00	49,345,450.00
1395208195	71344TP09	PEPSICO, INC.	02/24/2025	4.460	50,000,000.00	49,287,638.89	49,238,083.33	49,261,300.00
1400330575	71344TPL0	PEPSICO, INC.	02/20/2025	4.460	25,000,000.00	24,656,208.33	24,650,013.89	24,642,650.00
1395948315	71344TPK2	PEPSICO, INC.	02/19/2025	4.460	50,000,000.00	49,318,611.11	49,293,833.33	49,291,300.00
1354644810	71344TMD1	PEPSICO, INC.	12/13/2024	4.930	30,000,000.00	29,827,450.00	29,589,166.67	29,829,210.00
1392035377	71344TPE6	PEPSICO, INC.	02/14/2025	4.460	50,000,000.00	49,349,583.33	49,281,444.44	49,321,450.00
1393456863	71344TPD8	PEPSICO, INC.	02/13/2025	4.460	50,000,000.00	49,355,777.77	49,293,833.33	49,327,500.00
1355440954	71344TMH2	PEPSICO, INC.	12/17/2024	4.860	25,000,000.00	24,844,750.00	24,652,375.00	24,845,000.00
1399641485	71344TPJ5	PEPSICO, INC.	02/18/2025	4.460	50,000,000.00	49,324,805.55	49,306,222.22	49,297,300.00
1397753136	71344TPM8	PEPSICO, INC.	02/21/2025	4.460	50,000,000.00	49,306,222.22	49,281,444.44	49,279,250.00
1355455706	71344TMG4	PEPSICO, INC.	12/16/2024	4.860	25,000,000.00	24,848,125.00	24,655,750.00	24,848,175.00
1392035379	71344TPE6	PEPSICO, INC.	02/14/2025	4.460	50,000,000.00	49,349,583.33	49,281,444.44	49,321,450.00
1395208189	71344TPL0	PEPSICO, INC.	02/20/2025	4.450	50,000,000.00	49,313,958.33	49,264,513.89	49,285,300.00
1401399100	71344TPM8	PEPSICO, INC.	02/21/2025	4.460	25,000,000.00	24,653,111.11	24,650,013.89	24,639,625.00
1401399098	71344TPM8	PEPSICO, INC.	02/21/2025	4.460	50,000,000.00	49,306,222.22	49,290,202.78	49,279,250.00
1348954672	71344TLJ9	PEPSICO, INC.	11/18/2024	5.070	40,000,000.00	39,904,233.33	39,538,066.67	39,899,960.00
1394331775	71344TPL0	PEPSICO, INC.	02/20/2025	4.460	50,000,000.00	49,312,416.67	49,256,666.67	49,285,300.00
1389621192	71344TPE6	PEPSICO, INC.	02/14/2025	4.470	50,000,000.00	49,348,125.00	49,255,000.00	49,321,450.00
1394331771	71344TPJ5	PEPSICO, INC.	02/18/2025	4.460	50,000,000.00	49,324,805.56	49,269,055.56	49,297,300.00
1381175157	71344TPJ5	PEPSICO, INC.	02/18/2025	4.390	25,000,000.00	24,667,701.39	24,582,340.28	24,648,650.00
1390502367	71344TPC0	PEPSICO, INC.	02/12/2025	4.470	50,000,000.00	49,360,541.67	49,273,625.00	49,333,550.00
1352871744	71344TL9	PEPSICO, INC.	11/26/2024	5.010	40,000,000.00	39,860,833.33	39,532,400.00	39,858,680.00
1382119136	71708EN68	PFIZER	01/06/2025	4.610	50,000,000.00	49,577,416.67	49,423,750.00	49,558,050.00
1335715950	71708EL86	PFIZER	11/08/2024	5.150	30,000,000.00	29,969,958.33	29,605,166.67	29,964,060.00
1326308865	71708EL11	PFIZER	11/01/2024	5.300	50,000,000.00	50,000,000.00	49,300,694.44	49,986,700.00
1382110889	71708EN84	PFIZER	01/08/2025	4.620	50,000,000.00	49,563,666.67	49,409,666.67	49,545,300.00
1379080896	71708ENA9	PFIZER	01/10/2025	4.620	50,000,000.00	49,550,833.33	49,358,333.33	49,532,600.00
1338093597	71708EL78	PFIZER	11/07/2024	5.140	50,000,000.00	49,957,166.67	49,386,055.56	49,946,700.00
1382110884	71708EN84	PFIZER	01/08/2025	4.620	50,000,000.00	49,563,666.67	49,409,666.67	49,545,300.00
1382119135	71708EN68	PFIZER	01/06/2025	4.610	17,000,000.00	16,856,321.67	16,804,075.00	16,849,737.00
1343681398	71708ELM5	PFIZER	11/21/2024	5.130	47,800,000.00	47,663,770.00	47,166,530.50	47,661,236.60
1326308866	71708EL11	PFIZER	11/01/2024	5.300	50,000,000.00	50,000,000.00	49,300,694.44	49,986,700.00
1327267066	71708EL52	PFIZER	11/05/2024	5.300	50,000,000.00	49,970,555.56	49,278,611.11	49,960,000.00
1379080897	71708ENA9	PFIZER	01/10/2025	4.620	15,000,000.00	14,865,250.00	14,807,500.00	14,859,780.00
1338093594	71708EL78	PFIZER	11/07/2024	5.140	50,000,000.00	49,957,166.67	49,386,055.56	49,946,700.00
1355455713	82124LM58	SHEFFIELD RECEIVABLES COMPANY LLC	12/05/2024	5.040	50,000,000.00	49,762,000.00	49,363,000.00	49,761,000.00
1362911307	82124LLJ9	SHEFFIELD RECEIVABLES COMPANY LLC	11/18/2024	4.990	50,000,000.00	49,882,180.56	49,563,375.00	49,872,850.00
1373360328	82124LM25	SHEFFIELD RECEIVABLES COMPANY LLC	12/02/2024	4.740	50,000,000.00	49,795,916.67	49,565,500.00	49,780,700.00
1369856204	82124LL83	SHEFFIELD RECEIVABLES COMPANY LLC	11/08/2024	4.780	50,000,000.00	49,953,527.78	49,701,250.00	49,939,550.00
1372483898	82124LLC4	SHEFFIELD RECEIVABLES COMPANY LLC	11/12/2024	4.780	25,000,000.00	24,963,486.11	24,843,986.11	24,966,375.00
1365011208	82124LLK6	SHEFFIELD RECEIVABLES COMPANY LLC	11/19/2024	4.980	50,000,000.00	49,875,500.00	49,564,250.00	49,866,250.00
1374462691	82124LM33	SHEFFIELD RECEIVABLES COMPANY LLC	12/03/2024	4.720	50,000,000.00	49,790,222.22	49,580,444.44	49,774,100.00
1381175161	82124LM41	SHEFFIELD RECEIVABLES COMPANY LLC	12/04/2024	4.730	50,000,000.00	49,783,208.33	49,599,263.89	49,767,550.00
1397753134	82124LP30	SHEFFIELD RECEIVABLES COMPANY LLC	02/03/2025	4.690	50,000,000.00	49,387,694.45	49,361,638.89	49,376,250.00
1373360329	82124LM25	SHEFFIELD RECEIVABLES COMPANY LLC	12/02/2024	4.740	50,000,000.00	49,795,916.67	49,565,500.00	49,780,700.00
1394336005	82124LP55	SHEFFIELD RECEIVABLES COMPANY LLC	02/05/2025	4.650	50,000,000.00	49,380,000.00	49,321,875.00	49,363,800.00
1344644970	82124LLJ9	SHEFFIELD RECEIVABLES COMPANY LLC	11/18/2024	5.180	50,000,000.00	49,877,694.44	49,359,694.44	49,872,850.00
1395948317	82124LPB2	SHEFFIELD RECEIVABLES COMPANY LLC	02/11/2025	4.650	50,000,000.00	49,341,250.00	49,315,416.67	49,326,600.00
1382826479	82124LMD1	SHEFFIELD RECEIVABLES COMPANY LLC	12/13/2024	4.750	50,000,000.00	49,722,916.66	49,564,583.33	49,708,700.00
1372483890	82124LLC4	SHEFFIELD RECEIVABLES COMPANY LLC	11/12/2024	4.780	50,000,000.00	49,926,972.22	49,687,972.22	49,912,750.00
1362911310	82124LLF7	SHEFFIELD RECEIVABLES COMPANY LLC	11/15/2024	5.000	50,000,000.00	49,902,777.78	49,583,333.33	49,892,750.00
1393456853	82124LNX6	SHEFFIELD RECEIVABLES COMPANY LLC	01/31/2025	4.640	50,000,000.00	49,413,555.55	49,349,111.11	49,395,000.00
1373360327	82124LM25	SHEFFIELD RECEIVABLES COMPANY LLC	12/02/2024	4.740	50,000,000.00	49,795,916.67	49,565,500.00	49,780,700.00
1359284206	82124LLD2	SHEFFIELD RECEIVABLES COMPANY LLC	11/13/2024	5.100	50,000,000.00	49,915,000.00	49,553,750.00	49,906,100.00
1339900558	82124LLD2	SHEFFIELD RECEIVABLES COMPANY LLC	11/13/2024	5.180	50,000,000.00	49,913,666.67	49,352,500.00	49,906,100.00
1386753182	82124MLL3	SHEFFIELD RECEIVABLES COMPANY LLC	12/20/2024	4.740	50,000,000.00	49,677,416.67	49,565,500.00	49,662,900.00
1357296807	82124LMA7	SHEFFIELD RECEIVABLES COMPANY LLC	12/10/2024	5.000	50,000,000.00	49,729,166.67	49,361,111.11	49,728,300.00
1339900560	82124LLE0	SHEFFIELD RECEIVABLES COMPANY LLC	11/14/2024	5.180	50,000,000.00	49,906,472.22	49,345,305.56	49,899,400.00
1366639777	89119AML9	THE TORONTO-DOMINION BANK	12/20/2024	4.660	50,000,000.00	49,682,861.11	49,404,555.56	49,665,850.00
1366639779	89119AML9	THE TORONTO-DOMINION BANK	12/20/2024	4.660	50,000,000.00	49,682,861.11	49,404,555.56	49,665,850.00

LOS ANGELES COUNTY TREASURER  
 TREASURER PORTFOLIO COMPARED TO MARKET VALUE  
 FOR THE PERIOD: OCTOBER 1, 2024 OCTOBER 31, 2024  
 FUND: POOLED SURPLUS INVESTMENTS  
 ATTACHMENT X

Security ID	CUSIP	Description	Final Maturity	Face Rate	PAR	Amortized Cost	Historical Cost	Market Value	
1357288783	89119AAA3	THE TORONTO-DOMINION BANK	12/10/2024	4.900	50,000,000.00	49,734,583.33	49,373,888.89	49,731,000.00	
1345259375	88602TLM3	THUNDER BAY FUNDING, LLC	11/21/2024	5.130	50,000,000.00	49,857,500.00	49,387,250.00	50,000,000.00	
1361041877	88602TMH3	THUNDER BAY FUNDING, LLC	12/17/2024	4.900	50,000,000.00	49,686,944.44	49,380,694.44	49,684,650.00	
1380183556	88602TNF6	THUNDER BAY FUNDING, LLC	01/15/2025	4.580	25,000,000.00	24,761,458.33	24,669,222.22	24,749,050.00	
1339900569	88602TLD3	THUNDER BAY FUNDING, LLC	11/13/2024	5.140	50,000,000.00	49,914,333.33	49,357,500.00	49,906,250.00	
1337175337	88602TL84	THUNDER BAY FUNDING, LLC	11/08/2024	5.170	50,000,000.00	49,949,736.11	49,375,291.67	49,939,550.00	
1389621193	88602TNN1	THUNDER BAY FUNDING, LLC	01/21/2025	4.650	50,000,000.00	49,476,875.00	49,380,000.00	49,470,416.65	
1388880332	88602TNQ2	THUNDER BAY FUNDING, LLC	01/24/2025	4.640	50,000,000.00	49,458,666.66	49,368,444.44	49,440,500.00	
1345259373	88602TLM3	THUNDER BAY FUNDING, LLC	11/21/2024	5.130	50,000,000.00	49,857,500.00	49,387,250.00	50,000,000.00	
1380183561	88602TND1	THUNDER BAY FUNDING, LLC	01/13/2025	4.580	40,000,000.00	39,628,511.11	39,480,933.33	39,608,760.00	
1346644417	88602TLL5	THUNDER BAY FUNDING, LLC	11/26/2024	5.100	40,000,000.00	39,858,333.33	39,478,666.67	40,000,000.00	
1343691688	88602TLL5	THUNDER BAY FUNDING, LLC	11/20/2024	5.140	50,000,000.00	49,864,361.11	49,350,361.11	49,860,500.00	
1380183559	88602TNF6	THUNDER BAY FUNDING, LLC	01/15/2025	4.580	50,000,000.00	49,522,916.66	49,338,444.44	49,498,100.00	
1370619228	88602TNN9	THUNDER BAY FUNDING, LLC	01/22/2025	4.560	50,000,000.00	49,480,666.67	49,252,666.67	49,453,300.00	
1381175154	88602TNF6	THUNDER BAY FUNDING, LLC	01/15/2025	4.620	50,000,000.00	49,518,750.00	49,364,750.00	49,498,100.00	
1384934158	88602TND1	THUNDER BAY FUNDING, LLC	01/13/2025	4.630	15,000,000.00	14,859,170.83	14,826,375.00	14,853,285.00	
1337175336	88602TL84	THUNDER BAY FUNDING, LLC	11/08/2024	5.170	50,000,000.00	49,949,736.11	49,375,291.67	49,939,550.00	
1384934155	88602TND1	THUNDER BAY FUNDING, LLC	01/13/2025	4.630	50,000,000.00	49,530,569.44	49,421,250.00	49,510,950.00	
1382119139	88602TN66	THUNDER BAY FUNDING, LLC	01/06/2025	4.630	50,000,000.00	49,575,583.33	49,414,819.44	50,000,000.00	
1325384021	89233GLN4	TOYOTA MOTOR CREDIT CORPORATION	11/22/2024	5.230	50,000,000.00	49,847,458.33	49,135,597.22	49,847,600.00	
1346644419	89233GN77	TOYOTA MOTOR CREDIT CORPORATION	01/07/2025	4.960	50,000,000.00	49,538,444.45	49,076,888.89	49,552,000.00	
1370619230	89233GPA8	TOYOTA MOTOR CREDIT CORPORATION	02/10/2025	4.500	50,000,000.00	49,368,750.00	49,150,000.00	49,338,700.00	
1352826211	89233GN36	TOYOTA MOTOR CREDIT CORPORATION	01/03/2025	4.920	50,000,000.00	49,569,500.00	49,166,333.33	49,577,350.00	
1346644422	89233GN77	TOYOTA MOTOR CREDIT CORPORATION	01/07/2025	4.960	50,000,000.00	49,538,444.45	49,076,888.89	49,552,000.00	
1352826217	89233GN36	TOYOTA MOTOR CREDIT CORPORATION	01/03/2025	4.920	50,000,000.00	49,569,500.00	49,166,333.33	49,577,350.00	
1370619227	89233GPA8	TOYOTA MOTOR CREDIT CORPORATION	02/10/2025	4.500	50,000,000.00	49,368,750.00	49,150,000.00	49,338,700.00	
1325384031	89233GLN4	TOYOTA MOTOR CREDIT CORPORATION	11/22/2024	5.230	50,000,000.00	49,847,458.33	49,135,597.22	49,847,600.00	
<b>CPD TOTAL</b>						<b>14,632,542,000.00</b>	<b>14,533,402,366.73</b>	<b>14,445,818,366.77</b>	<b>14,530,567,235.50</b>
1052207560	LACCAL20230614	LACCAL	06/30/2025	5.830	5,000,000.00	5,000,000.00	5,000,000.00	5,000,000.00	
1215324857	LACCAL20240229	LACCAL	06/30/2026	5.830	10,000,000.00	10,000,000.00	10,000,000.00	10,000,000.00	
1318200749	LACCAL20240716	LACCAL	06/30/2027	5.688	5,000,000.00	5,000,000.00	5,000,000.00	5,000,000.00	
<b>LACCALBANS TOTAL</b>						<b>20,000,000.00</b>	<b>20,000,000.00</b>	<b>20,000,000.00</b>	<b>20,000,000.00</b>
1307818801	SHRODE20240702	SHRODE AVE	09/02/2044	4.750	282,408.02	282,408.02	282,408.02	282,408.02	
<b>LA COUNTY REFUNDING BDN TOTAL</b>						<b>282,408.02</b>	<b>282,408.02</b>	<b>282,408.02</b>	<b>282,408.02</b>
<b>LA COUNTY MUNI TOTAL</b>						<b>20,282,408.02</b>	<b>20,282,408.02</b>	<b>20,282,408.02</b>	<b>20,282,408.02</b>
1374462680	912797MR5	UNITED STATES DEPARTMENT OF THE TREASURY	12/31/2024	4.485	50,000,000.00	49,626,250.00	49,426,916.67	49,627,259.50	
1393456852	912797NF0	UNITED STATES DEPARTMENT OF THE TREASURY	02/04/2025	4.450	50,000,000.00	49,412,847.23	49,351,041.67	49,424,108.00	
1382826480	912797MW4	UNITED STATES DEPARTMENT OF THE TREASURY	01/07/2025	4.495	50,000,000.00	49,581,715.27	49,431,881.94	49,588,698.00	
1373351817	912797LP0	UNITED STATES DEPARTMENT OF THE TREASURY	12/12/2024	4.450	50,000,000.00	49,746,597.22	49,530,277.78	49,731,300.00	
1397753141	912797MJ3	UNITED STATES DEPARTMENT OF THE TREASURY	02/06/2025	4.472	50,000,000.00	49,397,454.86	49,372,607.64	49,412,825.00	
1392035374	912797JR9	UNITED STATES DEPARTMENT OF THE TREASURY	01/23/2025	4.463	50,000,000.00	49,485,515.28	49,417,330.56	49,480,400.00	
1372483904	912797LQ8	UNITED STATES DEPARTMENT OF THE TREASURY	12/19/2024	4.450	50,000,000.00	49,370,333.33	49,480,833.33	49,689,500.00	
1395208190	912797MY0	UNITED STATES DEPARTMENT OF THE TREASURY	01/21/2025	4.475	47,283,000.00	46,806,919.30	46,759,898.98	46,795,937.82	
1368969857	912797HP5	UNITED STATES DEPARTMENT OF THE TREASURY	11/29/2024	4.545	50,000,000.00	49,823,250.00	49,577,062.50	49,818,993.50	
1384934157	912797MP9	UNITED STATES DEPARTMENT OF THE TREASURY	12/17/2024	4.600	34,107,000.00	33,910,884.75	33,821,353.88	33,909,020.12	
1372483915	912797MR5	UNITED STATES DEPARTMENT OF THE TREASURY	12/31/2024	4.420	50,000,000.00	49,631,666.67	49,410,666.67	49,627,259.50	
1373351815	912796ZV4	UNITED STATES DEPARTMENT OF THE TREASURY	12/26/2024	4.477	48,353,000.00	48,022,272.20	47,811,809.05	48,018,409.81	
1382826493	912797LR6	UNITED STATES DEPARTMENT OF THE TREASURY	01/02/2025	4.525	50,000,000.00	49,610,347.22	49,459,513.89	49,601,650.00	
1344644963	912797LC9	UNITED STATES DEPARTMENT OF THE TREASURY	11/07/2024	5.000	50,000,000.00	49,958,333.33	49,458,333.33	49,955,784.50	
1373351802	912797LR6	UNITED STATES DEPARTMENT OF THE TREASURY	01/02/2025	4.400	50,000,000.00	49,621,111.11	49,407,222.22	49,601,650.00	
1392035376	912797JR9	UNITED STATES DEPARTMENT OF THE TREASURY	01/23/2025	4.463	50,000,000.00	49,485,515.28	49,417,330.56	49,480,400.00	
1365817678	912797LE5	UNITED STATES DEPARTMENT OF THE TREASURY	11/21/2024	4.745	50,000,000.00	49,868,194.44	49,578,222.22	49,868,721.50	
1356282328	912797LD7	UNITED STATES DEPARTMENT OF THE TREASURY	11/14/2024	4.930	50,000,000.00	49,910,986.11	49,527,541.67	49,911,793.50	
1365008889	912797MD6	UNITED STATES DEPARTMENT OF THE TREASURY	11/26/2024	4.715	50,000,000.00	49,836,284.72	49,541,597.22	49,837,687.50	
1399641504	912797LZ8	UNITED STATES DEPARTMENT OF THE TREASURY	01/30/2025	4.450	50,000,000.00	49,443,750.00	49,425,208.33	49,454,237.50	
1384934161	912797LQ8	UNITED STATES DEPARTMENT OF THE TREASURY	12/19/2024	4.560	50,000,000.00	49,696,000.00	49,563,000.00	49,689,500.00	
1373351800	912796ZV4	UNITED STATES DEPARTMENT OF THE TREASURY	12/26/2024	4.470	50,000,000.00	49,658,541.67	49,441,250.00	49,654,013.00	
1382110887	912797LR6	UNITED STATES DEPARTMENT OF THE TREASURY	01/02/2025	4.526	50,000,000.00	49,610,261.11	49,453,108.33	49,601,650.00	
1401399097	912797LZ8	UNITED STATES DEPARTMENT OF THE TREASURY	01/30/2025	4.440	50,000,000.00	49,445,000.00	49,438,833.33	49,454,237.50	
1399641491	912797LZ8	UNITED STATES DEPARTMENT OF THE TREASURY	01/30/2025	4.450	50,000,000.00	49,443,750.00	49,425,208.33	49,454,237.50	
1365008891	912797MB0	UNITED STATES DEPARTMENT OF THE TREASURY	11/12/2024	4.800	40,293,000.00	40,233,903.60	39,992,145.60	40,232,128.96	
1379063895	912797LY1	UNITED STATES DEPARTMENT OF THE TREASURY	01/16/2025	4.425	50,000,000.00	49,532,916.67	49,348,541.67	49,515,550.00	
1355440949	912797LC9	UNITED STATES DEPARTMENT OF THE TREASURY	11/07/2024	4.965	50,000,000.00	49,958,625.00	49,565,562.50	49,955,784.50	
1367505065	912797LQ8	UNITED STATES DEPARTMENT OF THE TREASURY	12/19/2024	4.550	50,000,000.00	49,696,666.67	49,431,250.00	49,689,500.00	
1359284203	912797MB0	UNITED STATES DEPARTMENT OF THE TREASURY	11/12/2024	4.885	50,000,000.00	49,925,368.06	49,579,347.22	49,924,464.50	
1360035869	912797MC8	UNITED STATES DEPARTMENT OF THE TREASURY	11/19/2024	4.860	50,000,000.00	49,878,500.00	49,541,000.00	49,881,083.50	
1383459831	912797LX3	UNITED STATES DEPARTMENT OF THE TREASURY	01/09/2025	4.500	50,000,000.00	49,568,750.00	49,425,000.00	49,577,575.00	
1373351810	912796ZV4	UNITED STATES DEPARTMENT OF THE TREASURY	12/26/2024	4.477	50,000,000.00	49,658,006.94	49,440,375.00	49,654,013.00	
1374462686	912797MX2	UNITED STATES DEPARTMENT OF THE TREASURY	01/14/2025	4.416	50,000,000.00	49,546,133.34	49,349,866.67	49,549,021.00	
1373351797	912797LR6	UNITED STATES DEPARTMENT OF THE TREASURY	01/02/2025	4.400	50,000,000.00	49,621,111.11	49,407,222.22	49,601,650.00	
1392035381	912797LY1	UNITED STATES DEPARTMENT OF THE TREASURY	01/16/2025	4.513	50,000,000.00	49,523,680.55	49,454,739.58	49,515,550.00	
1355440950	912797MA2	UNITED STATES DEPARTMENT OF THE TREASURY	11/05/2024	4.990	24,971,000.00	24,957,154.97	24,759,863.26	24,955,192.11	
1379063898	912797LY1	UNITED STATES DEPARTMENT OF THE TREASURY	01/16/2025	4.425	50,000,000.00	49,532,916.67	49,348,541.67	49,515,550.00	
1355440952	912797MB0	UNITED STATES DEPARTMENT OF THE TREASURY	11/12/2024	4.950	50,000,000.00	49,924,375.00	49,532,500.00	49,924,464.50	
1395944669	912797JR9	UNITED STATES DEPARTMENT OF THE TREASURY	01/23/2025	4.475	50,000,000.00	49,484,131.94	49,440,625.00	49,480,400.00	
1393456846	912797LZ8	UNITED STATES DEPARTMENT OF THE TREASURY	01/30/2025	4.475	50,000,000.00	49,440,625.00	49,378,472.22	49,454,237.50	
1382826485	912797LX3	UNITED STATES DEPARTMENT OF THE TREASURY	01/09/2025	4.490	50,000,000.00	49,569,708.34	49,420,041.67	49,577,575.00	
1373351795	912797LR6	UNITED STATES DEPARTMENT OF THE TREASURY	01/02/2025	4.400	50,000,000.00	49,621,111.11	49,407,222.22	49,601,650.00	
1389592068	912797LY1	UNITED STATES DEPARTMENT OF THE TREASURY	01/16/2025	4.520	50,000,000.00	49,522,888.89	49,428,722.22	49,	

LOS ANGELES COUNTY TREASURER  
 TREASURER PORTFOLIO COMPARED TO MARKET VALUE  
 FOR THE PERIOD: OCTOBER 1, 2024 OCTOBER 31, 2024  
 FUND: POOLED SURPLUS INVESTMENTS  
 ATTACHMENT X

Security ID	CUSIP	Description	Final Maturity	Face Rate	PAR	Amortized Cost	Historical Cost	Market Value
1377029576	912797MR5	UNITED STATES DEPARTMENT OF THE TREASURY	12/31/2024	4.84	38,951,000.00	38,659,906.20	38,509,507.73	38,660,627.70
1345838157	912797MA2	UNITED STATES DEPARTMENT OF THE TREASURY	11/05/2024	5.01	50,000,000.00	49,972,166.67	49,485,083.33	49,968,347.50
1342936891	912797LC9	UNITED STATES DEPARTMENT OF THE TREASURY	11/07/2024	5.07	50,000,000.00	49,957,750.00	49,436,666.67	49,955,784.50
1388880341	912797LR6	UNITED STATES DEPARTMENT OF THE TREASURY	01/02/2025	4.50	50,000,000.00	49,612,500.00	49,512,500.00	49,601,650.00
1372483893	912797MR5	UNITED STATES DEPARTMENT OF THE TREASURY	12/31/2024	4.42	50,000,000.00	49,631,666.67	49,410,666.67	49,627,259.50
1382826483	912797MX2	UNITED STATES DEPARTMENT OF THE TREASURY	01/14/2025	4.46	50,000,000.00	49,541,611.11	49,392,944.44	49,549,021.00
1374462682	912797MW4	UNITED STATES DEPARTMENT OF THE TREASURY	01/07/2025	4.42	50,000,000.00	49,588,508.33	49,391,975.00	49,588,698.00
1370619226	912797MY0	UNITED STATES DEPARTMENT OF THE TREASURY	01/21/2025	4.43	50,000,000.00	49,501,625.00	49,280,125.00	49,484,950.00
1373351819	912797LP0	UNITED STATES DEPARTMENT OF THE TREASURY	12/12/2024	4.45	50,000,000.00	49,746,597.22	49,530,277.78	49,731,300.00
1382826496	912797MX2	UNITED STATES DEPARTMENT OF THE TREASURY	01/14/2025	4.46	50,000,000.00	49,541,611.11	49,392,944.44	49,549,021.00
1350181296	912797MA2	UNITED STATES DEPARTMENT OF THE TREASURY	11/05/2024	4.995	50,000,000.00	49,972,250.00	49,535,187.50	49,968,347.50
1382826481	912797MW4	UNITED STATES DEPARTMENT OF THE TREASURY	01/07/2025	4.495	50,000,000.00	49,581,715.27	49,431,881.94	49,588,698.00
1390502366	912797LY1	UNITED STATES DEPARTMENT OF THE TREASURY	01/16/2025	4.50	50,000,000.00	49,525,000.00	49,437,500.00	49,515,550.00
1374462684	912797MR5	UNITED STATES DEPARTMENT OF THE TREASURY	12/31/2024	4.485	50,000,000.00	49,626,250.00	49,426,916.67	49,627,259.50
1365817682	912797LE5	UNITED STATES DEPARTMENT OF THE TREASURY	11/21/2024	4.745	50,000,000.00	49,868,194.44	49,578,222.22	49,868,721.50
1395944665	912797NF0	UNITED STATES DEPARTMENT OF THE TREASURY	02/04/2025	4.472	50,000,000.00	49,410,010.42	49,366,537.50	49,424,108.00
1384934152	912797MP9	UNITED STATES DEPARTMENT OF THE TREASURY	12/17/2024	4.50	50,000,000.00	49,712,500.00	49,581,250.00	49,709,766.50
1368969841	912797HP5	UNITED STATES DEPARTMENT OF THE TREASURY	11/29/2024	4.545	50,000,000.00	49,823,250.00	49,577,062.50	49,818,993.50
1388880324	912797LR6	UNITED STATES DEPARTMENT OF THE TREASURY	01/02/2025	4.50	50,000,000.00	49,612,500.00	49,512,500.00	49,601,650.00
1382826494	912797LR6	UNITED STATES DEPARTMENT OF THE TREASURY	01/02/2025	4.525	50,000,000.00	49,610,347.22	49,459,513.89	49,601,650.00
1399641486	912797MZ7	UNITED STATES DEPARTMENT OF THE TREASURY	01/28/2025	4.450	50,000,000.00	49,456,111.11	49,437,569.44	49,464,119.00
1383459824	912797LX3	UNITED STATES DEPARTMENT OF THE TREASURY	01/09/2025	4.500	50,000,000.00	49,568,750.00	49,425,000.00	49,577,575.00
1372483903	912797LX3	UNITED STATES DEPARTMENT OF THE TREASURY	01/09/2025	4.420	50,000,000.00	49,576,416.67	49,355,416.67	49,577,575.00
1381175160	912797LR6	UNITED STATES DEPARTMENT OF THE TREASURY	01/02/2025	4.485	50,000,000.00	49,613,791.67	49,439,375.00	49,601,650.00
1380183557	912797LR6	UNITED STATES DEPARTMENT OF THE TREASURY	01/02/2025	4.460	50,000,000.00	49,615,944.45	49,436,305.56	49,601,650.00
1400330570	912797MJ3	UNITED STATES DEPARTMENT OF THE TREASURY	02/06/2025	4.430	50,000,000.00	49,403,180.56	49,390,875.00	49,412,825.00
1373351818	912797MR5	UNITED STATES DEPARTMENT OF THE TREASURY	12/31/2024	4.48	50,000,000.00	49,626,666.67	49,408,888.89	49,627,259.50
1399641473	912797JR9	UNITED STATES DEPARTMENT OF THE TREASURY	01/23/2025	4.462	50,000,000.00	49,485,630.56	49,467,038.89	49,480,400.00
1399641501	912797NG8	UNITED STATES DEPARTMENT OF THE TREASURY	02/11/2025	4.460	50,000,000.00	49,368,166.66	49,349,583.33	49,363,750.00
1361041878	912797MA2	UNITED STATES DEPARTMENT OF THE TREASURY	11/05/2024	4.915	28,400,000.00	28,384,490.45	28,194,498.39	28,382,021.38
1350181299	912797MA2	UNITED STATES DEPARTMENT OF THE TREASURY	11/05/2024	4.995	50,000,000.00	49,972,250.00	49,535,187.50	49,968,347.50
1372483901	912797MR5	UNITED STATES DEPARTMENT OF THE TREASURY	12/31/2024	4.420	50,000,000.00	49,631,666.67	49,410,666.67	49,627,259.50
1365817673	912797LE5	UNITED STATES DEPARTMENT OF THE TREASURY	11/21/2024	4.745	50,000,000.00	49,868,194.44	49,578,222.22	49,868,721.50
1356282329	912797LD7	UNITED STATES DEPARTMENT OF THE TREASURY	11/14/2024	4.930	50,000,000.00	49,910,986.11	49,527,541.67	49,911,793.50
1368969871	912797MP9	UNITED STATES DEPARTMENT OF THE TREASURY	12/17/2024	4.500	50,000,000.00	49,712,500.00	49,475,000.00	49,709,766.50
1390502363	912797LY1	UNITED STATES DEPARTMENT OF THE TREASURY	01/16/2025	4.500	50,000,000.00	49,525,000.00	49,437,500.00	49,515,550.00
1367505062	912797LQ8	UNITED STATES DEPARTMENT OF THE TREASURY	12/19/2024	4.550	50,000,000.00	49,696,666.67	49,431,250.00	49,689,500.00
1372483916	912797LX3	UNITED STATES DEPARTMENT OF THE TREASURY	01/09/2025	4.420	50,000,000.00	49,576,416.67	49,355,416.67	49,577,575.00
1395944662	912797NF0	UNITED STATES DEPARTMENT OF THE TREASURY	02/04/2025	4.472	50,000,000.00	49,410,010.42	49,366,537.50	49,424,108.00
1382826492	912797LR6	UNITED STATES DEPARTMENT OF THE TREASURY	01/02/2025	4.525	50,000,000.00	49,610,347.22	49,459,513.89	49,601,650.00
1344644962	912797LC9	UNITED STATES DEPARTMENT OF THE TREASURY	11/07/2024	5.000	50,000,000.00	49,958,333.33	49,458,333.33	49,558,784.50
1366639780	912797LQ8	UNITED STATES DEPARTMENT OF THE TREASURY	12/19/2024	4.600	50,000,000.00	49,693,333.33	49,418,611.11	49,689,500.00
1373351799	912796ZV4	UNITED STATES DEPARTMENT OF THE TREASURY	12/26/2024	4.470	50,000,000.00	49,658,541.67	49,441,250.00	49,654,013.00
1382110888	912797LR6	UNITED STATES DEPARTMENT OF THE TREASURY	01/02/2025	4.526	22,117,000.00	22,114,602.90	21,875,087.94	21,940,793.86
1374462690	912797MW4	UNITED STATES DEPARTMENT OF THE TREASURY	01/07/2025	4.422	50,000,000.00	49,588,508.33	49,391,975.00	49,588,698.00
1399641490	912797MZ7	UNITED STATES DEPARTMENT OF THE TREASURY	01/28/2025	4.450	50,000,000.00	49,456,111.11	49,437,569.44	49,464,119.00
1401399096	912797LZ8	UNITED STATES DEPARTMENT OF THE TREASURY	01/30/2025	4.440	50,000,000.00	49,445,000.00	49,454,237.50	49,454,237.50
1354631079	912797MB0	UNITED STATES DEPARTMENT OF THE TREASURY	11/12/2024	4.970	50,000,000.00	49,924,069.44	49,523,708.33	49,924,464.50
1360035873	912797MC8	UNITED STATES DEPARTMENT OF THE TREASURY	11/19/2024	4.860	50,000,000.00	49,878,500.00	49,541,000.00	49,881,083.50
1395944671	912797JR9	UNITED STATES DEPARTMENT OF THE TREASURY	01/23/2025	4.475	50,000,000.00	49,484,131.94	49,440,625.00	49,480,400.00
1362911308	912797MD6	UNITED STATES DEPARTMENT OF THE TREASURY	11/26/2024	4.750	50,000,000.00	49,835,069.44	49,531,597.22	49,837,687.50
1372483914	912797MR5	UNITED STATES DEPARTMENT OF THE TREASURY	12/31/2024	4.420	50,000,000.00	49,631,666.67	49,410,666.67	49,627,259.50
1373351814	912797MR5	UNITED STATES DEPARTMENT OF THE TREASURY	12/31/2024	4.480	50,000,000.00	49,626,666.67	49,408,888.89	49,627,259.50
1399641477	912797JR9	UNITED STATES DEPARTMENT OF THE TREASURY	01/23/2025	4.462	50,000,000.00	49,485,630.56	49,467,038.89	49,480,400.00
1368969886	912797MP9	UNITED STATES DEPARTMENT OF THE TREASURY	12/17/2024	4.500	50,000,000.00	49,712,500.00	49,475,000.00	49,709,766.50
1399641505	912797MZ7	UNITED STATES DEPARTMENT OF THE TREASURY	01/28/2025	4.450	50,000,000.00	49,456,111.11	49,437,569.44	49,464,119.00
1368969832	912797LP0	UNITED STATES DEPARTMENT OF THE TREASURY	12/12/2024	4.510	36,527,000.00	36,339,383.12	36,160,918.29	36,330,703.90
1393456857	912797NF0	UNITED STATES DEPARTMENT OF THE TREASURY	02/04/2025	4.500	50,000,000.00	49,412,847.23	49,351,041.67	49,424,108.00
1374462692	912797MX2	UNITED STATES DEPARTMENT OF THE TREASURY	01/14/2025	4.416	50,000,000.00	49,546,133.34	49,349,866.67	49,549,021.00
1399641492	912797NF0	UNITED STATES DEPARTMENT OF THE TREASURY	02/04/2025	4.455	50,000,000.00	49,412,187.50	49,393,625.00	49,424,108.00
1365008890	912797HP5	UNITED STATES DEPARTMENT OF THE TREASURY	11/29/2024	4.713	50,000,000.00	49,816,716.67	49,522,154.17	49,818,993.50
1365817675	912797LF2	UNITED STATES DEPARTMENT OF THE TREASURY	12/05/2024	4.730	50,000,000.00	49,776,638.89	49,487,583.33	49,781,972.50
1355440951	912797LC9	UNITED STATES DEPARTMENT OF THE TREASURY	11/07/2024	4.965	50,000,000.00	49,958,625.00	49,565,562.50	49,955,784.50
1399641493	912797LZ8	UNITED STATES DEPARTMENT OF THE TREASURY	01/30/2025	4.450	50,000,000.00	49,443,750.00	49,425,208.33	49,454,237.50
1384934151	912797LQ8	UNITED STATES DEPARTMENT OF THE TREASURY	12/19/2024	4.560	50,000,000.00	49,696,000.00	49,563,000.00	49,689,500.00
1365817681	912797LD7	UNITED STATES DEPARTMENT OF THE TREASURY	11/14/2024	4.740	50,000,000.00	49,914,416.67	49,624,750.00	49,911,793.50
1373351796	912797LR6	UNITED STATES DEPARTMENT OF THE TREASURY	01/02/2025	4.400	50,000,000.00	49,621,111.11	49,407,222.22	49,601,650.00
1395208196	912797MY0	UNITED STATES DEPARTMENT OF THE TREASURY	01/21/2025	4.475	50,000,000.00	49,496,562.50	49,446,840.28	49,484,950.00
1374462702	912797MR5	UNITED STATES DEPARTMENT OF THE TREASURY	12/31/2024	4.485	50,000,000.00	49,626,250.00	49,426,916.67	49,627,259.50
1399641480	912797NG8	UNITED STATES DEPARTMENT OF THE TREASURY	02/11/2025	4.460	50,000,000.00	49,368,166.66	49,349,583.33	49,363,750.00
1365008899	912797MD6	UNITED STATES DEPARTMENT OF THE TREASURY	11/26/2024	4.715	50,000,000.00	49,836,284.72	49,541,597.22	49,837,687.50
1366639768	912797LQ8	UNITED STATES DEPARTMENT OF THE TREASURY	12/19/2024	4.600	50,000,000.00	49,693,333.33	49,418,611.11	49,689,500.00
1399641495	912797NF0	UNITED STATES DEPARTMENT OF THE TREASURY	02/04/2025	4.455	50,000,000.00	49,412,187.50	49,393,625.00	49,424,108.00
1355440953	912797MB0	UNITED STATES DEPARTMENT OF THE TREASURY	11/12/2024	4.950	50,000,000.00	49,924,375.00	49,532,500.00	49,924,464.50
1354631077	912797MB0	UNITED STATES DEPARTMENT OF THE TREASURY	11/12/2024	4.970	50,000,000.00	49,924,069.44	49,523,708.33	49,924,464.50
1382826486	912797LX3	UNITED STATES DEPARTMENT OF THE TREASURY	01/09/2025	4.490	50,000,000.00	49,569,708.34	49,420,041.67	49,577,575.00
1365817679	912797LE5	UNITED STATES DEPARTMENT OF THE TREASURY	11/21/2024	4.745	50,000,000.00	49,868,194.44	49,578,222.22	49,868,721.50
1362911303	912797MD6	UNITED STATES DEPARTMENT OF THE TREASURY	11/26/2024	4.750	50,000,000.00	49,835,069.44	49,531,597.22	49,837,687.50
1345838156	912797MA2	UNITED STATES DEPARTMENT OF THE TREASURY	11/05/2024	5.010	50,000,000.00	49,972,166.67	49,485,083.33	49,968,347.50
1400330576	912797MJ3	UNITED STATES DEPARTMENT OF THE TREASURY	02/06/2025	4.430	50,000,000.00	49,403,180.56	49,390,875.00	49,412,825.00
1399641482	912797NG8	UNITED STATES DEPARTMENT OF THE TREASURY	02/11/2025	4.460	50,000,000.00	49,368,166.66	49,349,583.33	49,363,750.00
1394331777	912797JR9	UNITED STATES DEPARTMENT OF THE TREASURY	01/23/2025	4.500	32,710,000.00	32,370,633.75	32,333,835.00	32,370,077.68
1359284204	912797MB0	UNITED STATES DEPARTMENT OF THE TREASURY	11/12/2024	4.885	41,833,000.00	41,770,558.44	41,481,056.65	41,769,802.47
1383459821	912797MP9	UNITED STATES DEPARTMENT OF THE TREASURY	12/17/2024	4.470	50,000			

**LOS ANGELES COUNTY TREASURER  
TREASURER PORTFOLIO COMPARED TO MARKET VALUE  
FOR THE PERIOD: OCTOBER 1, 2024 OCTOBER 31, 2024  
FUND: POOLED SURPLUS INVESTMENTS  
ATTACHMENT X**

Security ID	CUSIP	Description	Final Maturity	Face Rate	PAR	Amortized Cost	Historical Cost	Market Value	
1374462698	912797MR5	UNITED STATES DEPARTMENT OF THE TREASURY	12/31/2024	4.485	50,000,000.00	49,626,250.00	49,426,916.67	49,627,259.50	
1401399103	912797MY0	UNITED STATES DEPARTMENT OF THE TREASURY	01/21/2025	4.438	28,697,000.00	28,410,446.10	28,406,908.40	28,401,392.20	
1352826213	912797MA2	UNITED STATES DEPARTMENT OF THE TREASURY	11/05/2024	5.010	40,352,000.00	40,329,537.39	39,998,213.84	40,326,455.17	
1370619225	912797MY0	UNITED STATES DEPARTMENT OF THE TREASURY	01/21/2025	4.430	50,000,000.00	49,501,625.00	49,280,125.00	49,484,950.00	
1399641497	912797MZ7	UNITED STATES DEPARTMENT OF THE TREASURY	01/28/2025	4.450	50,000,000.00	49,456,111.11	49,437,569.44	49,464,119.00	
1392035378	912797LY1	UNITED STATES DEPARTMENT OF THE TREASURY	01/16/2025	4.513	50,000,000.00	49,523,680.55	49,454,739.58	49,515,550.00	
1372483907	912797LQ8	UNITED STATES DEPARTMENT OF THE TREASURY	12/19/2024	4.450	50,000,000.00	49,703,333.33	49,480,833.33	49,689,500.00	
1393456862	912797LZ8	UNITED STATES DEPARTMENT OF THE TREASURY	01/30/2025	4.475	50,000,000.00	49,440,625.00	49,378,472.22	49,454,237.50	
1389592067	912797LY1	UNITED STATES DEPARTMENT OF THE TREASURY	01/16/2025	4.520	32,017,000.00	31,711,486.67	31,651,187.99	31,706,787.29	
1399641484	912797LZ8	UNITED STATES DEPARTMENT OF THE TREASURY	01/30/2025	4.450	50,000,000.00	49,443,750.00	49,425,208.33	49,454,237.50	
1368969823	912797LP0	UNITED STATES DEPARTMENT OF THE TREASURY	12/12/2024	4.510	50,000,000.00	49,743,180.56	49,498,888.89	49,731,300.00	
1381175155	912797LR6	UNITED STATES DEPARTMENT OF THE TREASURY	01/02/2025	4.485	50,000,000.00	49,613,791.67	49,439,375.00	49,601,650.00	
1342936890	912797LC9	UNITED STATES DEPARTMENT OF THE TREASURY	11/07/2024	5.070	50,000,000.00	49,957,750.00	49,436,666.67	49,955,784.50	
1394331773	912797JR9	UNITED STATES DEPARTMENT OF THE TREASURY	01/23/2025	4.500	50,000,000.00	49,481,250.00	49,425,000.00	49,480,400.00	
1397753135	912797MJ3	UNITED STATES DEPARTMENT OF THE TREASURY	02/06/2025	4.472	50,000,000.00	49,397,454.86	49,372,607.64	49,412,825.00	
1399641499	912797NG8	UNITED STATES DEPARTMENT OF THE TREASURY	02/11/2025	4.460	50,000,000.00	49,368,166.66	49,349,583.33	49,363,750.00	
1365817683	912797LF2	UNITED STATES DEPARTMENT OF THE TREASURY	12/05/2024	4.730	50,000,000.00	49,776,638.89	49,487,583.33	49,781,972.50	
1382826495	912797LR6	UNITED STATES DEPARTMENT OF THE TREASURY	01/02/2025	4.525	50,000,000.00	49,610,347.22	49,459,513.89	49,601,650.00	
<b>US T-BILL GOVERNMENT TOTAL</b>						<b>7,242,842,000.00</b>	<b>7,192,094,063.48</b>	<b>7,164,138,188.68</b>	<b>7,191,839,421.45</b>
821809591	91282CDH1	UNITED STATES DEPARTMENT OF THE TREASURY	11/15/2024	0.750	50,000,000.00	49,996,355.11	49,717,000.00	49,929,688.00	
821809322	91282CAY7	UNITED STATES DEPARTMENT OF THE TREASURY	11/30/2027	0.625	50,000,000.00	49,972,277.04	49,937,500.00	44,953,125.50	
821809135	91282CAY7	UNITED STATES DEPARTMENT OF THE TREASURY	11/30/2027	0.625	50,000,000.00	49,979,354.44	49,953,125.00	44,953,125.50	
821809634	91282CBT7	UNITED STATES DEPARTMENT OF THE TREASURY	03/31/2026	0.750	50,000,000.00	49,933,749.32	49,766,000.00	47,634,766.00	
821809139	91282CAY7	UNITED STATES DEPARTMENT OF THE TREASURY	11/30/2027	0.625	50,000,000.00	49,924,299.55	49,828,125.00	44,953,125.50	
821809856	91282CCF6	UNITED STATES DEPARTMENT OF THE TREASURY	05/31/2026	0.750	50,000,000.00	49,911,348.42	49,722,656.00	47,378,906.50	
821809318	91282CAY7	UNITED STATES DEPARTMENT OF THE TREASURY	11/30/2027	0.625	50,000,000.00	49,972,429.35	49,937,500.00	44,953,125.50	
821809866	91282CBT7	UNITED STATES DEPARTMENT OF THE TREASURY	03/31/2026	0.750	50,000,000.00	49,901,074.73	49,650,400.00	47,634,766.00	
821809333	91282CBT7	UNITED STATES DEPARTMENT OF THE TREASURY	03/31/2026	0.750	50,000,000.00	49,901,074.73	49,650,400.00	47,634,766.00	
821809152	91282CAY7	UNITED STATES DEPARTMENT OF THE TREASURY	11/30/2027	0.625	50,000,000.00	49,962,105.25	49,914,062.50	44,953,125.50	
821809628	91282CBT7	UNITED STATES DEPARTMENT OF THE TREASURY	03/31/2026	0.750	50,000,000.00	49,933,749.32	49,766,000.00	47,634,766.00	
821810710	91282CAV3	UNITED STATES DEPARTMENT OF THE TREASURY	11/15/2030	0.875	50,000,000.00	50,000,000.00	50,000,000.00	41,273,438.00	
821809320	91282CAY7	UNITED STATES DEPARTMENT OF THE TREASURY	11/30/2027	0.625	50,000,000.00	49,972,429.35	49,937,500.00	44,953,125.50	
821809208	91282CCF6	UNITED STATES DEPARTMENT OF THE TREASURY	05/31/2026	0.750	50,000,000.00	49,911,348.42	49,722,656.00	47,378,906.50	
821809615	91282CCF6	UNITED STATES DEPARTMENT OF THE TREASURY	05/31/2026	0.750	50,000,000.00	49,911,348.42	49,722,656.00	47,378,906.50	
821809137	91282CAY7	UNITED STATES DEPARTMENT OF THE TREASURY	11/30/2027	0.625	50,000,000.00	49,979,354.44	49,953,125.00	44,953,125.50	
821809314	91282CAY7	UNITED STATES DEPARTMENT OF THE TREASURY	11/30/2027	0.625	50,000,000.00	49,962,105.25	49,914,062.50	44,953,125.50	
821809570	91282CBT7	UNITED STATES DEPARTMENT OF THE TREASURY	03/31/2026	0.750	50,000,000.00	49,906,040.80	49,667,950.00	47,634,766.00	
821809316	91282CAY7	UNITED STATES DEPARTMENT OF THE TREASURY	11/30/2027	0.625	50,000,000.00	49,962,105.25	49,914,062.50	44,953,125.50	
821809609	91282CBW0	UNITED STATES DEPARTMENT OF THE TREASURY	04/30/2026	0.750	50,000,000.00	49,956,243.09	49,855,000.00	47,503,906.50	
821809226	91282CCF6	UNITED STATES DEPARTMENT OF THE TREASURY	05/31/2026	0.750	50,000,000.00	49,911,348.42	49,722,656.00	47,378,906.50	
821809146	91282CAY7	UNITED STATES DEPARTMENT OF THE TREASURY	11/30/2027	0.625	50,000,000.00	49,924,299.55	49,828,125.00	44,953,125.50	
821809663	91282CBT7	UNITED STATES DEPARTMENT OF THE TREASURY	03/31/2026	0.750	50,000,000.00	49,906,040.80	49,667,950.00	47,634,766.00	
821809622	91282CCF6	UNITED STATES DEPARTMENT OF THE TREASURY	05/31/2026	0.750	50,000,000.00	49,911,348.42	49,722,656.00	47,378,906.50	
821809144	91282CAY7	UNITED STATES DEPARTMENT OF THE TREASURY	11/30/2027	0.625	50,000,000.00	49,924,299.55	49,828,125.00	44,953,125.50	
821810741	91282CCV1	UNITED STATES DEPARTMENT OF THE TREASURY	08/31/2028	1.125	50,000,000.00	49,714,764.97	49,484,375.00	44,671,875.50	
821809278	91282CBT7	UNITED STATES DEPARTMENT OF THE TREASURY	03/31/2026	0.750	50,000,000.00	49,901,074.73	49,650,400.00	47,634,766.00	
821809590	91282CDH1	UNITED STATES DEPARTMENT OF THE TREASURY	11/15/2024	0.750	50,000,000.00	49,996,355.11	49,717,000.00	49,929,688.00	
821809134	91282CAY7	UNITED STATES DEPARTMENT OF THE TREASURY	11/30/2027	0.625	50,000,000.00	49,979,354.44	49,953,125.00	44,953,125.50	
821809560	91282CBT7	UNITED STATES DEPARTMENT OF THE TREASURY	03/31/2026	0.750	50,000,000.00	49,933,749.32	49,766,000.00	47,634,766.00	
821810737	91282CAV3	UNITED STATES DEPARTMENT OF THE TREASURY	11/15/2030	0.875	50,000,000.00	49,357,908.62	48,953,143.50	41,273,438.00	
821809153	91282CAY7	UNITED STATES DEPARTMENT OF THE TREASURY	11/30/2027	0.625	50,000,000.00	49,962,105.25	49,914,062.50	44,953,125.50	
821809276	91282CBT7	UNITED STATES DEPARTMENT OF THE TREASURY	03/31/2026	0.750	50,000,000.00	49,901,074.73	49,650,400.00	47,634,766.00	
821809586	91282CDH1	UNITED STATES DEPARTMENT OF THE TREASURY	11/15/2024	0.750	50,000,000.00	49,996,355.11	49,717,000.00	49,929,688.00	
821809629	91282CBT7	UNITED STATES DEPARTMENT OF THE TREASURY	03/31/2026	0.750	50,000,000.00	49,933,749.32	49,766,000.00	47,634,766.00	
821809328	91282CBT7	UNITED STATES DEPARTMENT OF THE TREASURY	03/31/2026	0.750	50,000,000.00	49,901,074.73	49,650,400.00	47,634,766.00	
821809556	91282CBT7	UNITED STATES DEPARTMENT OF THE TREASURY	03/31/2026	0.750	50,000,000.00	49,933,749.32	49,766,000.00	47,634,766.00	
821810678	91282CCV1	UNITED STATES DEPARTMENT OF THE TREASURY	08/31/2028	1.125	50,000,000.00	49,644,303.28	49,357,000.00	44,671,875.50	
821809330	91282CBT7	UNITED STATES DEPARTMENT OF THE TREASURY	03/31/2026	0.750	50,000,000.00	49,901,074.73	49,650,400.00	47,634,766.00	
821809528	91282CAV3	UNITED STATES DEPARTMENT OF THE TREASURY	11/15/2030	0.875	50,000,000.00	50,000,000.00	50,000,000.00	41,273,438.00	
821809147	91282CAY7	UNITED STATES DEPARTMENT OF THE TREASURY	11/30/2027	0.625	50,000,000.00	49,924,299.55	49,828,125.00	44,953,125.50	
821809324	91282CAY7	UNITED STATES DEPARTMENT OF THE TREASURY	11/30/2027	0.625	50,000,000.00	49,972,277.04	49,937,500.00	44,953,125.50	
821809132	91282CAY7	UNITED STATES DEPARTMENT OF THE TREASURY	11/30/2027	0.625	50,000,000.00	49,979,354.44	49,953,125.00	44,953,125.50	
821809666	91282CBT7	UNITED STATES DEPARTMENT OF THE TREASURY	03/31/2026	0.750	50,000,000.00	49,906,040.80	49,667,950.00	47,634,766.00	
821809638	91282CBW0	UNITED STATES DEPARTMENT OF THE TREASURY	04/30/2026	0.750	50,000,000.00	49,956,243.09	49,855,000.00	47,503,906.50	
821809873	91282CBT7	UNITED STATES DEPARTMENT OF THE TREASURY	03/31/2026	0.750	50,000,000.00	49,906,040.80	49,667,950.00	47,634,766.00	
821809326	91282CAY7	UNITED STATES DEPARTMENT OF THE TREASURY	11/30/2027	0.625	50,000,000.00	49,944,400.47	49,875,000.00	44,953,125.50	
821809524	91282CDH1	UNITED STATES DEPARTMENT OF THE TREASURY	11/15/2024	0.750	50,000,000.00	49,996,355.11	49,717,000.00	49,929,688.00	
<b>US T-NOTE GOVERNMENT TOTAL</b>						<b>2,400,000,000.00</b>	<b>2,396,167,834.01</b>	<b>2,388,796,248.50</b>	<b>2,223,509,786.00</b>
<b>UST GOVERNMENT TOTAL</b>						<b>9,642,842,000.00</b>	<b>9,588,261,897.49</b>	<b>9,552,934,437.18</b>	<b>9,415,349,207.45</b>
<b>GRAND TOTAL</b>						<b>54,606,262,852.46</b>	<b>54,400,980,536.92</b>	<b>54,244,239,205.69</b>	<b>52,476,227,282.60</b>

LOS ANGELES COUNTY TREASURER  
 TREASURER PORTFOLIO COMPARED TO MARKET VALUE  
 FOR THE PERIOD: OCTOBER 1, 2024 TO OCTOBER 31, 2024  
 FUND: SPECIFIC PURPOSE INVESTMENTS  
 ATTACHMENT X

Security ID	CUSIP	Description	Final Maturity	Face Rate	PAR	Amortized Cost	Historical Cost	Market Value
<b>AVCCD-ANTELOPE VALLEY CCD</b>								
821801195	3130AJTQ2	FEDERAL HOME LOAN BANKS	07/27/2040	2.030	25,230,000.00	25,230,000.00	25,230,000.00	17,035,800.60
<b>FHLB TOTAL</b>					<b>25,230,000.00</b>	<b>25,230,000.00</b>	<b>25,230,000.00</b>	<b>17,035,800.60</b>
<b>AVCCD TOTAL</b>					<b>25,230,000.00</b>	<b>25,230,000.00</b>	<b>25,230,000.00</b>	<b>17,035,800.60</b>
<b>EL SEGUNDO UNIFIED SCHOOL DIST.</b>								
821801197	3133EH4Z3	FEDERAL FARM CREDIT BANKS FUNDING CORP	12/27/2039	3.250	9,000,000.00	9,000,000.00	9,000,000.00	7,488,630.00
821801199	3133EH5A7	FEDERAL FARM CREDIT BANKS FUNDING CORP	12/26/2041	3.270	7,000,000.00	7,000,000.00	7,000,000.00	5,621,630.00
<b>FFCB TOTAL</b>					<b>16,000,000.00</b>	<b>16,000,000.00</b>	<b>16,000,000.00</b>	<b>13,110,260.00</b>
<b>ESUSD TOTAL</b>					<b>16,000,000.00</b>	<b>16,000,000.00</b>	<b>16,000,000.00</b>	<b>13,110,260.00</b>
<b>FIRST5LA</b>								
932316984	3130ATS81	FEDERAL HOME LOAN BANKS	11/03/2025	5.200	50,000,000.00	50,000,000.00	50,000,000.00	49,988,500.00
932316983	3130ATS81	FEDERAL HOME LOAN BANKS	11/03/2025	5.200	34,000,000.00	34,000,000.00	34,000,000.00	33,992,180.00
<b>FHLB TOTAL</b>					<b>84,000,000.00</b>	<b>84,000,000.00</b>	<b>84,000,000.00</b>	<b>83,980,680.00</b>
941898663	3134GX6S8	FEDERAL HOME LOAN MORTGAGE CORP	11/14/2025	5.210	50,000,000.00	50,000,000.00	50,000,000.00	49,991,000.00
<b>FHLMC TOTAL</b>					<b>50,000,000.00</b>	<b>50,000,000.00</b>	<b>50,000,000.00</b>	<b>49,991,000.00</b>
<b>FIRST5LA TOTAL</b>					<b>134,000,000.00</b>	<b>134,000,000.00</b>	<b>134,000,000.00</b>	<b>133,971,680.00</b>
<b>GF - GENERAL FUND</b>								
821801187	35272RPVLAC	RPV TAX ALLOCATION BOND 1997	12/02/2027	5.000	2,060,000.00	2,060,000.00	2,060,000.00	2,060,000.00
<b>LONG TERM BDS TOTAL</b>					<b>2,060,000.00</b>	<b>2,060,000.00</b>	<b>2,060,000.00</b>	<b>2,060,000.00</b>
<b>GF TOTAL</b>					<b>2,060,000.00</b>	<b>2,060,000.00</b>	<b>2,060,000.00</b>	<b>2,060,000.00</b>
<b>PHHPA-PH HABITAT PRESERVATION AU</b>								
821801198	3133EMW65	FEDERAL FARM CREDIT BANKS FUNDING CORP	07/29/2041	2.500	22,675,000.00	22,675,000.00	22,675,000.00	16,106,959.50
<b>FFCB TOTAL</b>					<b>22,675,000.00</b>	<b>22,675,000.00</b>	<b>22,675,000.00</b>	<b>16,106,959.50</b>
821801196	3134GWSD9	FEDERAL HOME LOAN MORTGAGE CORP	08/27/2043	2.000	9,500,000.00	9,500,000.00	9,500,000.00	5,928,665.00
<b>FHLMC TOTAL</b>					<b>9,500,000.00</b>	<b>9,500,000.00</b>	<b>9,500,000.00</b>	<b>5,928,665.00</b>
126565669	912797LC9	UNITED STATES TREASURY	11/07/2024	5.140	4,100,000.00	4,096,487.67	3,993,459.22	4,096,374.33
<b>UST BILL TOTAL</b>					<b>4,100,000.00</b>	<b>4,096,487.67</b>	<b>3,993,459.22</b>	<b>4,096,374.33</b>
<b>PHHPA TOTAL</b>					<b>36,275,000.00</b>	<b>36,271,487.67</b>	<b>36,168,459.22</b>	<b>26,131,998.83</b>
<b>SCP61 - SCAQMD - GENERAL FUND</b>								
951495021	3133EN3M0	FEDERAL FARM CREDIT BANKS FUNDING CORP	12/05/2024	4.625	10,000,000.00	10,000,846.51	10,018,200.00	9,996,700.00
<b>FFCB TOTAL</b>					<b>10,000,000.00</b>	<b>10,000,846.51</b>	<b>10,018,200.00</b>	<b>9,996,700.00</b>
1302540523	912796ZV4	UNITED STATES TREASURY	12/26/2024	5.120	20,000,000.00	19,843,555.56	19,482,311.11	19,861,605.20
1221234606	912797HP5	UNITED STATES TREASURY	11/29/2024	4.800	10,000,000.00	9,962,666.66	9,645,333.33	9,963,798.70
1163559893	912797HP5	UNITED STATES TREASURY	11/29/2024	4.660	10,000,000.00	9,963,755.56	9,554,711.11	9,963,798.70
1368966564	912797KJ5	UNITED STATES TREASURY	03/20/2025	4.270	30,000,000.00	29,505,391.67	29,377,291.67	29,506,219.20
<b>UST BILL TOTAL</b>					<b>70,000,000.00</b>	<b>69,275,369.45</b>	<b>68,059,647.22</b>	<b>69,295,421.80</b>
<b>SCP61 - SCAQMD GENERAL FUND TOTAL</b>					<b>80,000,000.00</b>	<b>79,276,215.96</b>	<b>78,077,847.22</b>	<b>79,292,121.80</b>
<b>SCP66 - SCAQMD CMP AB SPE REV FD</b>								
1302540522	912796ZV4	UNITED STATES TREASURY	12/26/2024	5.120	10,000,000.00	9,921,777.78	9,741,155.56	9,930,802.60
1368966563	912797KJ5	UNITED STATES TREASURY	03/20/2025	4.270	20,000,000.00	19,670,261.10	19,584,861.11	19,670,812.80
1163559883	912797HP5	UNITED STATES TREASURY	11/29/2024	4.660	10,000,000.00	9,963,755.56	9,554,711.11	9,963,798.70
<b>UST BILL TOTAL</b>					<b>40,000,000.00</b>	<b>39,555,794.44</b>	<b>38,880,727.78</b>	<b>39,565,414.10</b>
<b>SCP66 - SCAQMD CMP AB SPE REV FD TOTAL</b>					<b>40,000,000.00</b>	<b>39,555,794.44</b>	<b>38,880,727.78</b>	<b>39,565,414.10</b>
<b>SCP6G - SCAQMD - INVESTMENT</b>								
1368966561	912797KJ5	UNITED STATES TREASURY	03/20/2025	4.270	10,000,000.00	9,835,130.56	9,792,430.56	9,835,406.40
1221234607	912797HP5	UNITED STATES TREASURY	11/29/2024	4.800	10,000,000.00	9,962,666.67	9,645,333.33	9,963,798.70
<b>UST BILL TOTAL</b>					<b>20,000,000.00</b>	<b>19,797,797.23</b>	<b>19,437,763.89</b>	<b>19,799,205.10</b>
<b>SCP6G - SCAQMD INVESTMENT TOTAL</b>					<b>20,000,000.00</b>	<b>19,797,797.23</b>	<b>19,437,763.89</b>	<b>19,799,205.10</b>
<b>SCP6H - SCAQMD - FD 07 DEBT SERVICE FUND</b>								
1369855852	912797KJ5	UNITED STATES TREASURY	03/20/2025	4.270	5,000,000.00	4,917,565.28	4,896,215.28	4,917,703.20
<b>UST BILL TOTAL</b>					<b>5,000,000.00</b>	<b>4,917,565.28</b>	<b>4,896,215.28</b>	<b>4,917,703.20</b>
<b>SCP6H - SCAQMD - FD 07 DEBT SERVICE FUND</b>					<b>5,000,000.00</b>	<b>4,917,565.28</b>	<b>4,896,215.28</b>	<b>4,917,703.20</b>

LOS ANGELES COUNTY TREASURER  
 TREASURER PORTFOLIO COMPARED TO MARKET VALUE  
 FOR THE PERIOD: OCTOBER 1, 2024 TO OCTOBER 31, 2024  
 FUND: SPECIFIC PURPOSE INVESTMENTS  
 ATTACHMENT X

Security ID	CUSIP	Description	Final Maturity	Face Rate	PAR	Amortized Cost	Historical Cost	Market Value	
<b>SCP9A - SCAQMD - FD66 SPE REV FD</b>									
1369855851	912797KJ5	UNITED STATES TREASURY	03/20/2025	4.270	20,000,000.00	19,670,261.11	19,584,861.11	19,670,812.80	
1221234608	912797HP5	UNITED STATES TREASURY	11/29/2024	4.800	20,000,000.00	19,925,333.33	19,290,666.67	19,927,597.40	
<b>UST BILL TOTAL</b>						<b>40,000,000.00</b>	<b>39,595,594.44</b>	<b>38,875,527.78</b>	<b>39,598,410.20</b>
<b>SCP9A - SCAQMD - FD66 SPE REV FD TOTAL</b>						<b>40,000,000.00</b>	<b>39,595,594.44</b>	<b>38,875,527.78</b>	<b>39,598,410.20</b>
<b>SCU5F - SCAQMD CLEAN FUELS PROG</b>									
1302540524	912796ZV4	UNITED STATES TREASURY	12/26/2024	5.120	10,000,000.00	9,921,777.78	9,741,155.56	9,930,802.60	
1163559887	912797HP5	UNITED STATES TREASURY	11/29/2024	4.660	20,000,000.00	19,927,511.11	19,109,422.22	19,927,597.40	
<b>UST BILL TOTAL</b>						<b>30,000,000.00</b>	<b>29,849,288.89</b>	<b>28,850,577.78</b>	<b>29,858,400.00</b>
<b>SCU5F - SCAQMD CLEAN FUELS PROG TOTAL</b>						<b>30,000,000.00</b>	<b>29,849,288.89</b>	<b>28,850,577.78</b>	<b>29,858,400.00</b>
<b>SCAQMD - SOUTH COAST AIR QUALITY MG</b>									
841762248	SOFCLAIFMMF	S OF C LAIF	12/31/2024		29,197.19	29,197.19	29,197.19	29,197.19	
1179317493	SOFCLAIFMMF	S OF C LAIF	12/31/2024		385,394.41	385,394.41	385,394.41	385,394.41	
1119045543	SOFCLAIFMMF	S OF C LAIF	12/31/2024		342,844.91	342,844.91	342,844.91	342,844.91	
888240922	SOFCLAIFMMF	S OF C LAIF	12/31/2024		69,421.99	69,421.99	69,421.99	69,421.99	
1315865883	SOFCLAIFMMF	S OF C LAIF	12/31/2024		441,861.28	441,861.28	441,861.28	441,861.28	
1019883116	SOFCLAIFMMF	S OF C LAIF	12/31/2024		252,547.20	252,547.20	252,547.20	252,547.20	
821801181	SOFCLAIFMMF	S OF C LAIF	12/31/2024		36,281,925.48	36,281,925.48	36,281,925.48	36,281,925.48	
928828368	SOFCLAIFMMF	S OF C LAIF	12/31/2024		126,406.68	126,406.68	126,406.68	126,406.68	
1249649042	SOFCLAIFMMF	S OF C LAIF	12/31/2024		414,010.37	414,010.37	414,010.37	414,010.37	
1386791310	SOFCLAIFMMF	S OF C LAIF	12/31/2024		469,657.25	469,657.25	469,657.25	469,657.25	
1067192516	SOFCLAIFMMF	S OF C LAIF	12/31/2024		315,309.75	315,309.75	315,309.75	315,309.75	
974008792	SOFCLAIFMMF	S OF C LAIF	12/31/2024		194,729.00	194,729.00	194,729.00	194,729.00	
<b>MMFUND TOTAL</b>						<b>39,323,305.51</b>	<b>39,323,305.51</b>	<b>39,323,305.51</b>	<b>39,323,305.51</b>
<b>SCAQMD TOTAL</b>						<b>39,323,305.51</b>	<b>39,323,305.51</b>	<b>39,323,305.51</b>	<b>39,323,305.51</b>
<b>SLIM - SCHOOLS LINKED INSURANCE MG</b>									
1249649045	SOFCLAIFMMF	S OF C LAIF	12/31/2024		38,349.08	38,349.08	38,349.08	38,349.08	
1179317495	SOFCLAIFMMF	S OF C LAIF	12/31/2024		35,698.43	35,698.43	35,698.43	35,698.43	
888240666	SOFCLAIFMMF	S OF C LAIF	12/31/2024		6,430.44	6,430.44	6,430.44	6,430.44	
858252079	SOFCLAIFMMF	S OF C LAIF	12/31/2024		2,704.49	2,704.49	2,704.49	2,704.49	
1119044120	SOFCLAIFMMF	S OF C LAIF	12/31/2024		31,757.14	31,757.14	31,757.14	31,757.14	
821801178	SOFCLAIFMMF	S OF C LAIF	12/31/2024		3,430,204.55	3,430,204.55	3,430,204.55	3,430,204.55	
974008832	SOFCLAIFMMF	S OF C LAIF	12/31/2024		18,037.42	18,037.42	18,037.42	18,037.42	
1315866188	SOFCLAIFMMF	S OF C LAIF	12/31/2024		40,928.86	40,928.86	40,928.86	40,928.86	
1067192408	SOFCLAIFMMF	S OF C LAIF	12/31/2024		29,206.61	29,206.61	29,206.61	29,206.61	
928828246	SOFCLAIFMMF	S OF C LAIF	12/31/2024		11,708.84	11,708.84	11,708.84	11,708.84	
1386791004	SOFCLAIFMMF	S OF C LAIF	12/31/2024		43,503.56	43,503.56	43,503.56	43,503.56	
1019882651	SOFCLAIFMMF	S OF C LAIF	12/31/2024		23,393.02	23,393.02	23,393.02	23,393.02	
<b>MMFUND TOTAL</b>						<b>3,711,922.44</b>	<b>3,711,922.44</b>	<b>3,711,922.44</b>	<b>3,711,922.44</b>
<b>SLIM TOTAL</b>						<b>3,711,922.44</b>	<b>3,711,922.44</b>	<b>3,711,922.44</b>	<b>3,711,922.44</b>
<b>WASIA - WHITTIER AREA SCHOOLS INS</b>									
1315867195	SOFCLAIFMMF	S OF C LAIF	12/31/2024		494.44	494.44	494.44	494.44	
1249649044	SOFCLAIFMMF	S OF C LAIF	12/31/2024		463.27	463.27	463.27	463.27	
821801182	SOFCLAIFMMF	S OF C LAIF	12/31/2024		41,438.47	41,438.47	41,438.47	41,438.47	
1386791032	SOFCLAIFMMF	S OF C LAIF	12/31/2024		525.54	525.54	525.54	525.54	
888240807	SOFCLAIFMMF	S OF C LAIF	12/31/2024		77.68	77.68	77.68	77.68	
1067192501	SOFCLAIFMMF	S OF C LAIF	12/31/2024		352.83	352.83	352.83	352.83	
928828020	SOFCLAIFMMF	S OF C LAIF	12/31/2024		141.45	141.45	141.45	141.45	
841763124	SOFCLAIFMMF	S OF C LAIF	12/31/2024		32.67	32.67	32.67	32.67	
974008805	SOFCLAIFMMF	S OF C LAIF	12/31/2024		217.90	217.90	217.90	217.90	
1019883193	SOFCLAIFMMF	S OF C LAIF	12/31/2024		282.60	282.60	282.60	282.60	
1119058422	SOFCLAIFMMF	S OF C LAIF	12/31/2024		383.64	383.64	383.64	383.64	
1179317491	SOFCLAIFMMF	S OF C LAIF	12/31/2024		431.25	431.25	431.25	431.25	
<b>MMFUND TOTAL</b>						<b>44,841.74</b>	<b>44,841.74</b>	<b>44,841.74</b>	<b>44,841.74</b>
<b>WASIA TOTAL</b>						<b>44,841.74</b>	<b>44,841.74</b>	<b>44,841.74</b>	<b>44,841.74</b>
<b>GRAND TOTAL</b>					<b>471,645,069.69</b>	<b>469,633,813.60</b>	<b>465,557,188.64</b>	<b>448,421,063.52</b>	



LOS ANGELES COUNTY TREASURER  
TRUSTEE & MANAGED FUNDS  
AS OF OCTOBER 31, 2024  
TRUSTEE: DEUTSCHE BANK  
ATTACHMENT XI

<b>ISSUE DATE</b>	<b>FUND TITLE</b>	<b>FUND BALANCE</b>
08/31/11	HIGH DESERT COMPLEX SOLAR PROJECTS 2011 QECB	<u>2,930,306.24</u>
	<b>DEUTSCHE BANK - TRUSTEE TOTAL</b>	<b><u><u>\$2,930,306.24</u></u></b>

**LOS ANGELES COUNTY TREASURER**  
**TRUSTEE & MANAGED FUNDS**  
**AS OF OCTOBER 31, 2024**  
**TRUSTEE: BANK OF NEW YORK MELLON TRUST COMPANY**  
**ATTACHMENT XI**

<b>ISSUE DATE</b>	<b>FUND TITLE</b>	<b>FUND BALANCE</b>
02/08/06	CCTSA TOBACCO BONDS 2006	1.00
06/10/20	CCTSA TOBACCO BONDS 2020	23,214,702.84
01/30/03	FLOOD CONTROL REFUNDING SER 2003A & 2005A	41.81
12/21/11	LAC-CAL 2011 SERIES A	1,919.34
12/11/96	LACPWFA REFUNDING 1996 SERIES A & B	333,018.84
	<b>BANK OF NEW YORK MELLON TRUST COMPANY - TRUSTEE TOTAL</b>	<b><u><u>\$23,549,683.83</u></u></b>

**LOS ANGELES COUNTY TREASURER**  
**TRUSTEE & MANAGED FUNDS**  
**AS OF OCTOBER 31, 2024**  
**TRUSTEE: U.S. BANK**  
**ATTACHMENT XI**

<b>ISSUE DATE</b>	<b>FUND TITLE</b>	<b>FUND BALANCE</b>
04/05/19	LAC-CAL 2019 COMMERCIAL PAPER	21,994,471.41
07/26/18	LEASE REVENUE BONDS (2018 SERIES A & B)	23,483,413.75
08/31/11	MASTER REFUNDING 2005A	10,092.11
11/23/10	MULTIPLE CAPITAL FAC PROJ I A & B (2010)	51,750,335.02
11/03/20	LEASE REVENUE BONDS (2020 SERIES A LACMA)	4,155.81
07/20/22	CFD NO. 2021-01 IMPROVEMENT AREA 1 SERIES 2022	7,196,436.67
<b>U.S. BANK - TRUSTEE TOTAL</b>		<b><u><u>\$104,438,904.77</u></u></b>

**LOS ANGELES COUNTY TREASURER**  
**TRUSTEE & MANAGED FUNDS**  
**AS OF OCTOBER 31, 2024**  
**TRUSTEE: ZIONS BANK**  
**ATTACHMENT XI**

<b>ISSUE DATE</b>	<b>FUND TITLE</b>	<b>FUND BALANCE</b>
02/04/15	MULTIPLE CAPITAL PROJECTS (2015 SERIES A)	131,709,394.57
09/02/15	MULTIPLE CAPITAL PROJECTS (2015 SERIES B & C)	14,316,307.11
03/17/16	LEASE REVENUE BONDS (2016 SERIES D)	1,241,330.52
10/28/21	LACPWFA LEASE REVENUE BONDS (2021 SERIES F)	9,762,064.52
04/13/22	LACRFA LEASE REVENUE REFUNDING BONDS 2022	6,076,737.75
09/05/24	LACPWFA LEASE REVENUE BONDS 2024 SERIES H	399,171,221.78
<b>ZIONS BANK - TRUSTEE TOTAL</b>		<b><u><u>\$562,277,056.25</u></u></b>

LOS ANGELES COUNTY TREASURER  
TRUSTEE & MANAGED FUNDS  
AS OF OCTOBER 31, 2024  
TRUSTEE: LOS ANGELES COUNTY  
ATTACHMENT XI

ISSUE DATE	FUND TITLE	FUND BALANCE
	SPECIAL SAFEKEEPING (KNOX-KEENE)	<u>316,093.03</u>
	<b>TREASURER TOTAL</b>	<b><u><u>\$316,093.03</u></u></b>

LOS ANGELES COUNTY TREASURER  
 FLOATING RATE SECURITIES - PSI NON-TRADING  
 AS OF OCTOBER 31, 2024  
 ATTACHMENT XII

INV ID	Instrument Description	Face Rate	Maturity Date	Par	Cost	Reset Provisions
<u>CORPORATE AND AGENCY ISSUED</u>						
<b>LACCAL BANS</b>						
1052207560	LAC-CAL BAN	5.830%	06/30/25	5,000,000.00	5,000,000.00	6-month U.S. Treasury Bill + 50% at the time of draw. Interest adjusted on Jan 2 and July 1. Interest accrued to that point will be payable on that date. Reset to Bank of America prime rate on the 3rd reset date.
1215324857	LAC-CAL BAN	5.830%	06/30/26	10,000,000.00	10,000,000.00	
1318200749	LAC-CAL BAN	5.688%	06/30/27	5,000,000.00	5,000,000.00	
<b>LACCAL BANS TOTAL</b>				<u>20,000,000.00</u>	<u>20,000,000.00</u>	
<b>LOS ANGELES COUNTY ISSUED TOTAL</b>				<b>20,000,000.00</b>	<b>20,000,000.00</b>	
<b>NTRD - PSI NON-TRADING Total</b>				<u>20,000,000.00</u>	<u>20,000,000.00</u>	
<b>BANS as a Percentage of Total Floating Rate Notes</b>					<b>100.00%</b>	

**LOS ANGELES COUNTY TREASURER  
BOND ANTICIPATION NOTES / LACCAL  
AS OF OCTOBER 31, 2024  
ATTACHMENT XIII**

<b>INV ID</b>	<b>DESCRIPTION</b>	<b>DRAW DATE</b>	<b>AMOUNT</b>	<b>RATE</b>
1052207560	LAC-CAL BANS	06/14/23	5,000,000.00	5.830%
1215324857	LAC-CAL BANS	02/29/24	10,000,000.00	5.830%
1318200749	LAC-CAL BANS	07/16/24	5,000,000.00	5.688%
			<b><u>20,000,000.00</u></b>	

**LOS ANGELES COUNTY TREASURER**  
**INVENTORY REPORT - TOTALS SECTION**  
**SECURITY TYPE GROUPING - COST & WTG AVG DAYS TO MATURITY**  
**AS OF OCTOBER 31, 2024**  
**ATTACHMENT XIV**

SECURITY TYPE	NON-TRADING		TRADING	
	COST	WTD AVG DTM	COST	WTD AVG DTM
AGENCIES	28,259,033,864.68	1,200.00 DAYS	0.00	0.00 DAYS
COLLATERALIZED CDS	0.00	0.00 DAYS	0.00	0.00 DAYS
NEGOTIABLE CDS	2,000,000,000.00	82.00 DAYS	0.00	0.00 DAYS
EURO CDS	0.00	0.00 DAYS	0.00	0.00 DAYS
CORP & DEPOSIT NOTES	0.00	0.00 DAYS	0.00	0.00 DAYS
BANKERS ACCEPTANCE	0.00	0.00 DAYS	0.00	0.00 DAYS
COMMERCIAL PAPER	14,533,402,366.73	53.00 DAYS	0.00	0.00 DAYS
MUNICIPALS	20,282,408.02	699.00 DAYS	0.00	0.00 DAYS
GOVERNMENTS	9,588,261,897.49	252.00 DAYS	0.00	0.00 DAYS
REPURCHASE AGREEMENT	0.00	0.00 DAYS	0.00	0.00 DAYS
ASSET BACKED	0.00	0.00 DAYS	0.00	0.00 DAYS
OTHER	0.00	0.00 DAYS	0.00	0.00 DAYS
<b>TOTAL</b>	<b>\$54,400,980,536.92</b>	<b>684.00 DAYS</b>	<b>\$0.00</b>	<b>0.00 DAYS</b>



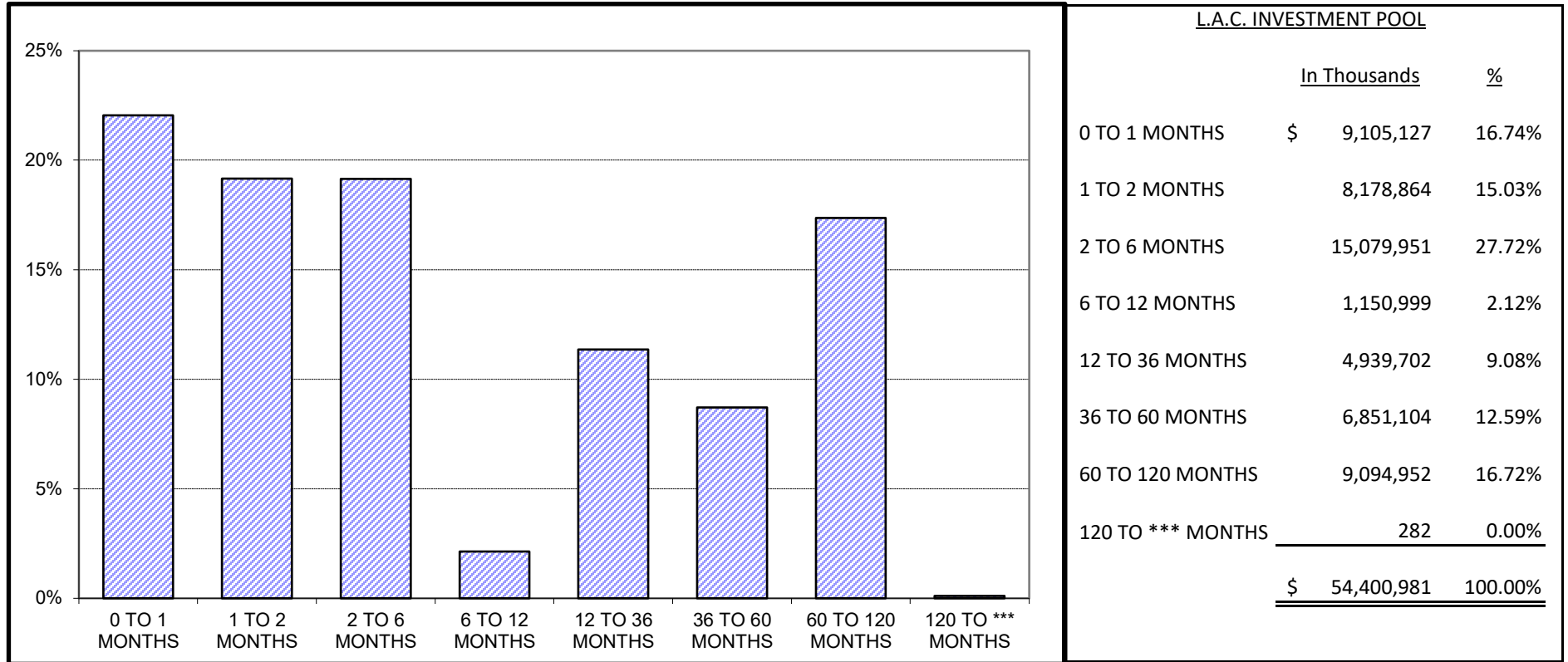
LOS ANGELES COUNTY TREASURER  
INVENTORY REPORT - TOTALS SECTION  
MATURITY RANGE GROUPING  
AS OF OCTOBER 31, 2024  
ATTACHMENT XV

Maturity Range	Date Range	Amortized Cost	%
<b>PSI - NTRD/TRD</b>			
0 to 1 Months	11/01/24 - 11/30/24	\$ 9,105,126,618.43	16.74%
1 to 2 Months	12/01/24 - 12/31/24	\$ 8,178,863,770.20	15.03%
2 to 3 Months	01/01/25 - 01/31/25	\$ 8,789,999,885.29	16.16%
3 to 4 Months	02/01/25 - 02/28/25	\$ 4,592,932,981.71	8.44%
4 to 5 Months	03/01/25 - 03/31/25	\$ 1,072,018,916.66	1.97%
5 to 6 Months	04/01/25 - 04/30/25	\$ 624,999,391.52	1.15%
6 to 12 Months	05/01/25 - 10/31/25	\$ 1,150,998,807.92	2.12%
12 to 24 Months	11/01/25 - 10/31/26	\$ 2,376,706,740.02	4.37%
24 to 36 Months	11/01/26 - 10/31/27	\$ 2,562,995,675.13	4.71%
36 to 48 Months	11/01/27 - 10/31/28	\$ 2,444,358,557.08	4.49%
48 to 60 Months	11/01/28 - 10/31/29	\$ 4,406,745,140.55	8.10%
60 to 120 Months	11/01/29 - 10/31/34	\$ 9,094,951,644.39	16.72%
120 to *** Months	11/01/34 -	\$ 282,408.02	0.00%
<b>Portfolio Total:</b>		<b>\$ 54,400,980,536.92</b>	<b>100.00%</b>
<b>AVCCD</b>			
120 to *** Months	11/01/34 -	\$ 25,230,000.00	100.0%
<b>Portfolio Total:</b>		<b>\$ 25,230,000.00</b>	<b>100.0%</b>
<b>ESUSD</b>			
120 to *** Months	11/01/34 -	\$ 16,000,000.00	100.0%
<b>Portfolio Total:</b>		<b>\$ 16,000,000.00</b>	<b>100.0%</b>
<b>FIRST5LA</b>			
12 to 24 Months	11/01/25 - 10/31/26	\$ 134,000,000.00	100.0%
<b>Portfolio Total:</b>		<b>\$ 134,000,000.00</b>	<b>100.0%</b>
<b>GF</b>			
36 to 48 Months	11/01/27 - 10/31/28	\$ 2,060,000.00	100.0%
<b>Portfolio Total:</b>		<b>\$ 2,060,000.00</b>	<b>100.0%</b>
<b>PHHPA</b>			
0 to 1 Months	11/01/24 - 11/30/24	\$ 4,096,487.67	11.3%
120 to *** Months	10/01/34 -	\$ 32,175,000.00	88.7%
<b>Portfolio Total:</b>		<b>\$ 36,271,487.67</b>	<b>100.0%</b>
<b>SCP61</b>			
0 to 1 Months	11/01/24 - 11/30/24	\$ 19,926,422.22	25.2%
1 to 2 Months	12/01/24 - 12/31/24	\$ 29,844,402.07	37.6%
4 to 5 Months	03/01/25 - 03/31/25	\$ 29,505,391.67	37.2%
<b>Portfolio Total:</b>		<b>\$ 79,276,215.96</b>	<b>100.0%</b>
<b>SCP66</b>			
0 to 1 Months	11/01/24 - 11/30/24	\$ 9,963,755.55	25.2%
1 to 2 Months	12/01/24 - 12/31/24	\$ 9,921,777.78	25.1%
4 to 5 Months	03/01/25 - 03/31/25	\$ 19,670,261.11	49.7%
<b>Portfolio Total:</b>		<b>\$ 39,555,794.44</b>	<b>100.0%</b>

LOS ANGELES COUNTY TREASURER  
 INVENTORY REPORT - TOTALS SECTION  
 MATURITY RANGE GROUPING  
 AS OF OCTOBER 31, 2024  
 ATTACHMENT XV

Maturity Range	Date Range	Amortized Cost	%
<b>SCP6G</b>			
0 to 1 Months	11/01/24 - 11/30/24	\$ 9,962,666.67	50.3%
4 to 5 Months	03/01/25 - 03/31/25	\$ 9,835,130.56	49.7%
<b>Portfolio Total:</b>		<b>\$ 19,797,797.23</b>	<b>100.0%</b>
<b>SCP6H</b>			
4 to 5 Months	03/01/25 - 03/31/25	\$ 4,917,565.28	100.0%
<b>Portfolio Total:</b>		<b>\$ 4,917,565.28</b>	<b>100.0%</b>
<b>SCP9A</b>			
0 to 1 Months	11/01/24 - 11/30/24	\$ 19,925,333.33	50.3%
4 to 5 Months	03/01/25 - 03/31/25	\$ 19,670,261.11	49.7%
<b>Portfolio Total:</b>		<b>\$ 39,595,594.44</b>	<b>100.0%</b>
<b>SCU5F</b>			
0 to 1 Months	11/01/24 - 11/30/24	\$ 19,927,511.11	66.8%
1 to 2 Months	12/01/24 - 12/31/24	\$ 9,921,777.78	33.2%
<b>Portfolio Total:</b>		<b>\$ 29,849,288.89</b>	<b>100.0%</b>
<b>SCAQMD</b>			
1 to 2 Months	12/01/24 - 12/31/24	\$ 39,323,305.51	100.0%
<b>Portfolio Total:</b>		<b>\$ 39,323,305.51</b>	<b>100.0%</b>
<b>SLIM</b>			
1 to 2 Months	12/01/24 - 12/31/24	\$ 3,711,922.44	100.0%
<b>Portfolio Total:</b>		<b>\$ 3,711,922.44</b>	<b>100.0%</b>
<b>WASIA</b>			
1 to 2 Months	12/01/24 - 12/31/24	\$ 44,841.74	100.0%
<b>Portfolio Total:</b>		<b>\$ 44,841.74</b>	<b>100.0%</b>

**LOS ANGELES COUNTY TREASURER  
COMPOSITION OF PSI PORTFOLIO BY MATURITY  
AS OF OCTOBER 31, 2024  
ATTACHMENT XVI**



***Maturity Limits Are In Compliance With The Los Angeles County Treasurer's Investment Policy.***

**LOCAL AGENCY INVESTMENT FUND  
FOR SPECIFIC INVESTMENTS  
AS OF OCTOBER 31, 2024  
ATTACHMENT XVII**

<b>ISSUE DATE</b>	<b>FUND TITLE</b>	<b>FUND BALANCE</b>
	SOUTH COAST AIR QUALITY MGMT DISTRICT (SCAQMD)	\$39,323,305.51
	SCHOOLS LINKED FOR INSURANCE MANAGEMENT (SLIM)	3,711,922.44
	WHITTIER AREA SCHOOLS INSURANCE AUTHORITY (WASIA)	<u>44,841.74</u>
	LAIF TOTAL	<u><u>\$43,080,069.69</u></u>

**Fiona Ma, CPA**

**Treasurer**

**State of California**



**POOLED MONEY  
INVESTMENT BOARD REPORT**

**SEPTEMBER 30, 2024**

STATE OF CALIFORNIA  
STATE TREASURER'S OFFICE  
POOLED MONEY INVESTMENT BOARD REPORT

SEPTEMBER 2024

TABLE OF CONTENTS

SUMMARY.....	01
SELECTED INVESTMENT DATA.....	02
PORTFOLIO COMPOSITION.....	03
INVESTMENT TRANSACTIONS.....	04
TIME DEPOSITS.....	32
BANK DEMAND DEPOSITS.....	38
POOLED MONEY INVESTMENT BOARD DESIGNATION...	39



## Summary of Investment Data A Comparison of September 2024 with September 2023

(Dollars In Thousands)

	September 2024	September 2023	Change
<b>Average Daily Portfolio (\$)</b>	165,007,413	163,951,843	+1,055,570
<b>Accrued Earnings (\$)</b>	620,467	474,930	+145,537
<b>Effective Yield (%)</b>	4.575	3.534	+1.041
<b>Average Life-Month End (In Days)</b>	231	256	-25
<b>Total Security Transactions</b>			
<b>Amount (\$)</b>	55,303,516	62,065,902	-6,762,386
<b>Number</b>	1,116	1,249	-133
<b>Total Time Deposit Transactions</b>			
<b>Amount (\$)</b>	2,076,000	2,136,000	-60,000
<b>Number</b>	55	63	-8
<b>Average Workday Investment Activity (\$)</b>	2,868,976	3,210,095	-341,119
<b>Prescribed Demand Account Balances For Services (\$)</b>	124,000	169,000	-45,000



## Selected Investment Data Analysis of the Pooled Money Investment Account Portfolio

(Dollars In Thousands)

September 30, 2024

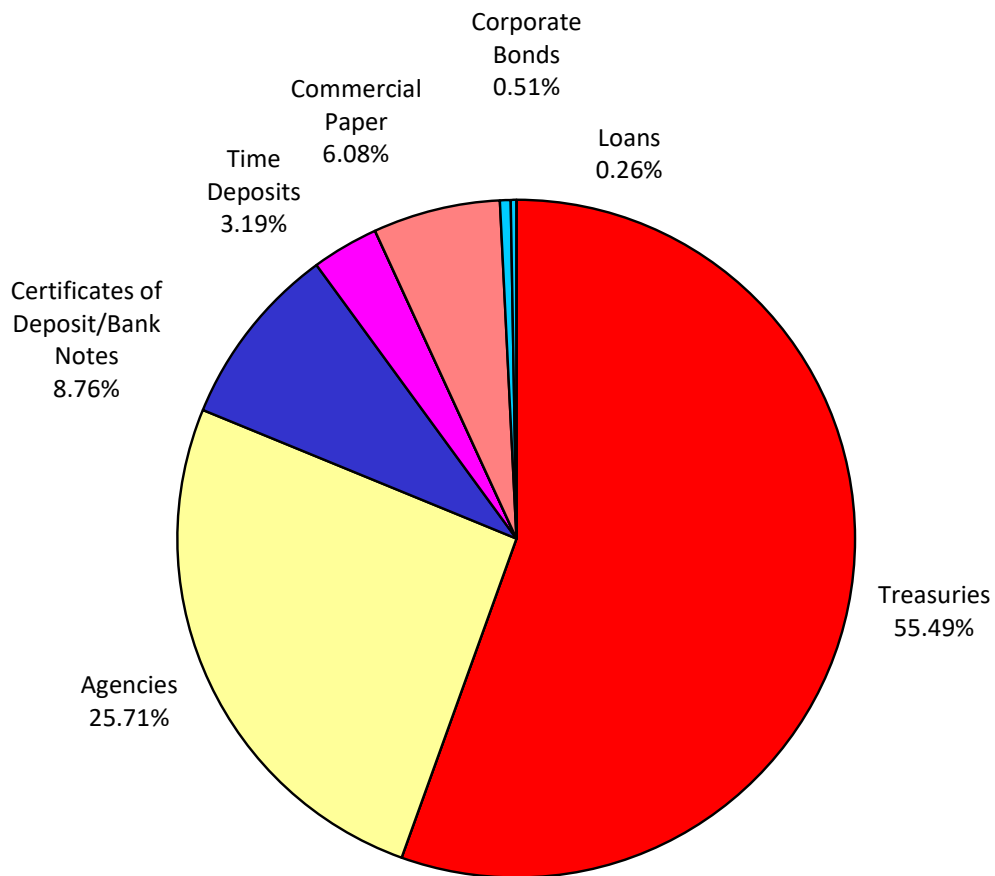
<u>TYPE OF SECURITY</u>	<u>AMOUNT (\$)</u>	<u>*PERCENT OF PORTFOLIO</u>	<u>*DIFFERENCE IN PERCENT OF PORTFOLIO FROM PRIOR MONTH</u>
<b>Government</b>			
Bills	37,219,132	23.04	-0.68
Bonds	0	0.00	0
Notes	52,438,210	32.45	-2.68
Strips	0	0.00	0
<b>Total Government</b>	<u>89,657,342</u>	<u>55.49</u>	<u>-3.36</u>
<b>Agency Debentures</b>	13,731,664	8.50	+0.71
<b>Certificates of Deposit</b>	14,150,000	8.76	+0.59
<b>Bank Notes</b>	0	0.00	0
<b>Repurchases</b>	0	0.00	0
<b>Agency Discount Notes</b>	27,802,856	17.21	+1.80
<b>Time Deposits</b>	5,149,000	3.19	-0.03
<b>GNMAs</b>	0	0.00	0
<b>Commercial Paper</b>	9,817,310	6.08	+0.29
<b>Remics</b>	1,343	0.00	0
<b>Corporate Bonds</b>	841,781	0.51	0
<b>PMIA Loans</b>	419,106	0.26	0
<b>GF Loans</b>	0	0.00	0
<b>Other</b>	0	0.00	0
<b>Reversed Repurchases</b>	0	0.00	0
<b>Total (All Types)</b>	<u>161,570,402</u>	<u>100.00</u>	

\*Percentages may be off due to rounding.

<u>INVESTMENT ACTIVITY</u>	<u>September 2024</u>		<u>August 2024</u>	
	<u>NUMBER</u>	<u>AMOUNT (\$)</u>	<u>NUMBER</u>	<u>AMOUNT (\$)</u>
Pooled Money	1,116	55,303,516	917	45,516,611
Time Deposits	55	2,076,000	45	1,001,000
Other	2	1,770,137	4	101,539
<b>Total</b>	<u>1,173</u>	<u>59,149,653</u>	<u>966</u>	<u>46,619,150</u>
<b>PMIA Monthly Average Effective Yield (%)</b>		4.575	4.579	
<b>Year to Date Yield Last Day of Month (%)</b>		4.556	4.547	



# Pooled Money Investment Account Portfolio Composition \$161.6 billion 09/30/2024



Percentages may not total 100%, due to rounding.

**INVESTMENT TRANSACTIONS**

<u>DATE</u>	<u>TYPE</u>	<u>a/</u> <u>DESCRIPTION</u>	<u>CPN (%)</u>	<u>MATURITY</u> <u>DATE</u>	<u>b/</u> <u>TRANS</u> <u>YIELD (%)</u>	<u>d/</u> <u>PAR (\$)</u> <u>(000)</u>	<u>DAYS</u> <u>HELD</u>	<u>AMOUNT</u> <u>EARNED (\$)</u>	<u>EFFECTIVE</u> <u>YIELD (%)</u>
<b>09/01/24</b>	<b>REDEMPTIONS</b>								
	DEB CL	FNMA	5.410	09/01/24	5.410	50,000	653	4,831,430.56	5.416
	DEB CL	FNMA	5.410	09/01/24	5.410	50,000	653	4,831,430.56	5.416
	DEB CL	FNMA	5.410	09/01/24	5.410	50,000	653	4,831,430.56	5.416
<b>09/01/24</b>	<b>NO PURCHASES</b>								
<b>09/03/24</b>	<b>REDEMPTIONS</b>								
	CD	BOFA	5.340	09/03/24	5.340	50,000	224	1,661,333.33	5.429
	CD	BOFA	5.340	09/03/24	5.340	50,000	224	1,661,333.33	5.429
	CD	BMO BANK	5.640	09/03/24	5.640	50,000	277	2,169,833.33	5.734
	CD	BMO BANK	5.640	09/03/24	5.640	50,000	277	2,169,833.33	5.734
	CP	ING FDL		09/03/24	5.140	50,000	243	1,734,750.00	5.413
	CP	ING FDL		09/03/24	5.140	50,000	243	1,734,750.00	5.413
	DEB	IFC	4.330	09/03/24	4.334	50,000	474	2,796,458.33	4.319
	DEB	IFC	4.330	09/03/24	4.334	50,000	474	2,796,458.33	4.319
	DN	FFCB		09/03/24	4.850	50,000	216	1,455,000.00	5.079
	DN	FFCB		09/03/24	4.850	50,000	216	1,455,000.00	5.079
	DN	FHLB		09/03/24	5.185	50,000	308	2,218,027.78	5.516
	DN	FHLB		09/03/24	5.185	50,000	308	2,218,027.78	5.516
	YCD	ANZ	5.150	09/03/24	5.150	50,000	210	1,502,083.33	5.236
	YCD	ANZ	5.150	09/03/24	5.150	50,000	210	1,502,083.33	5.236
	YCD	NB CANADA	5.580	09/03/24	5.580	50,000	278	2,154,500.00	5.673
	YCD	NB CANADA	5.580	09/03/24	5.580	50,000	278	2,154,500.00	5.673
	YCD	RB CANADA	5.860	09/03/24	5.860	50,000	308	2,506,777.78	5.958
	YCD	RB CANADA	5.860	09/03/24	5.860	50,000	308	2,506,777.78	5.958
	YCD	NAT AUB	5.800	09/03/24	5.800	50,000	364	2,932,222.22	5.897
	YCD	NAT AUB	5.800	09/03/24	5.800	50,000	364	2,932,222.22	5.897
<b>09/03/24</b>	<b>PURCHASES</b>								
	CP	RABO NY		09/20/24	5.260	50,000			
	CP	RABO NY		09/20/24	5.260	50,000			
	CP	RABO NY		09/20/24	5.260	50,000			
	CP	TOYOTA		03/03/25	4.800	50,000			
	CP	TOYOTA		03/03/25	4.800	50,000			
	DEB	FHLB	4.740	02/27/25	4.740	50,000			
	DEB	FHLB	4.740	02/27/25	4.740	50,000			
	DEB	FHLB	4.740	02/27/25	4.740	50,000			
	DEB	FFCB	3.875	09/03/26	3.879	50,000			
	DN	FFCB		03/10/25	4.500	50,000			
	DN	FFCB		03/10/25	4.500	50,000			
	DN	FHLB		03/10/25	4.510	50,000			
	DN	FHLB		03/10/25	4.510	50,000			
	DN	FHLB		03/24/25	4.460	50,000			
	DN	FHLB		03/24/25	4.460	50,000			

**INVESTMENT TRANSACTIONS**

<u>DATE</u>	<u>TYPE</u>	<u>a/</u> <u>DESCRIPTION</u>	<u>CPN (%)</u>	<u>MATURITY</u> <u>DATE</u>	<u>b/</u> <u>TRANS</u> <u>YIELD (%)</u>	<u>d/</u> <u>PAR (\$)</u> <u>(000)</u>	<u>DAYS</u> <u>HELD</u>	<u>AMOUNT</u> <u>EARNED (\$)</u>	<u>EFFECTIVE</u> <u>YIELD (%)</u>
<b>09/03/24</b>	<b>PURCHASES (Continued)</b>								
	TR	BILL		02/13/25	4.690	50,000			
	TR	BILL		02/13/25	4.690	50,000			
	TR	BILL		02/13/25	4.690	50,000			
	TR	BILL		02/13/25	4.690	50,000			
	TR	BILL		02/13/25	4.690	50,000			
	TR	BILL		02/13/25	4.690	50,000			
	TR	BILL		02/27/25	4.665	50,000			
	TR	BILL		02/27/25	4.665	50,000			
	TR	BILL		02/27/25	4.665	50,000			
	TR	BILL		02/27/25	4.665	50,000			
	TR	BILL		02/27/25	4.665	50,000			
	TR	BILL		02/27/25	4.665	50,000			
	TR	BILL		02/27/25	4.665	50,000			
	TR	BILL		02/27/25	4.665	50,000			
	TR	NOTE	3.750	08/31/26	3.857	50,000			
	TR	NOTE	3.750	08/31/26	3.857	50,000			
	TR	NOTE	3.750	08/31/26	3.857	50,000			
	YCD	SUMITOMO	4.770	03/03/25	4.770	50,000			
	YCD	SUMITOMO	4.770	03/03/25	4.770	50,000			
	YCD	MONTREAL	4.840	03/03/25	4.840	50,000			
	YCD	MONTREAL	4.840	03/03/25	4.840	50,000			
	YCD	CIC	4.840	03/03/25	4.840	50,000			
	YCD	CIC	4.840	03/03/25	4.840	50,000			
<b>09/04/24</b>	<b>REDEMPTIONS</b>								
	CP	MIZUHO NY		09/04/24	5.360	50,000	97	722,111.11	5.514
	CP	MIZUHO NY		09/04/24	5.360	50,000	97	722,111.11	5.514
	CP	JOHNSON		09/04/24	5.270	50,000	124	907,611.11	5.442
	CP	JOHNSON		09/04/24	5.270	50,000	124	907,611.11	5.442
	CP	METLIFE STF		09/04/24	5.320	50,000	126	931,000.00	5.496
	CP	METLIFE STF		09/04/24	5.320	50,000	126	931,000.00	5.496
	CP	UNITEDHEALTH		09/04/24	5.280	50,000	147	1,078,000.00	5.471
	CP	UNITEDHEALTH		09/04/24	5.280	50,000	147	1,078,000.00	5.471
	CP	THUNDER		09/04/24	5.310	50,000	153	1,128,375.00	5.508
	DN	IADB		09/04/24	5.260	50,000	56	409,111.11	5.377
	DN	IADB		09/04/24	5.260	50,000	56	409,111.11	5.377
	YCD	CIBC	5.370	09/04/24	5.370	50,000	26	193,916.67	5.445
	YCD	CIBC	5.370	09/04/24	5.370	50,000	26	193,916.67	5.445
<b>09/04/24</b>	<b>PURCHASES</b>								
	TR	BILL		02/27/25	4.598	50,000			
	TR	BILL		02/27/25	4.598	50,000			
	TR	BILL		02/27/25	4.598	50,000			

**INVESTMENT TRANSACTIONS**

<u>DATE</u>	<u>TYPE</u>	<u>a/</u> <u>DESCRIPTION</u>	<u>CPN (%)</u>	<u>MATURITY</u> <u>DATE</u>	<u>b/</u> <u>TRANS</u> <u>YIELD (%)</u>	<u>d/</u> <u>PAR (\$)</u> <u>(000)</u>	<u>DAYS</u> <u>HELD</u>	<u>AMOUNT</u> <u>EARNED (\$)</u>	<u>EFFECTIVE</u> <u>YIELD (%)</u>
<b>09/04/24</b>	<b>PURCHASES (Continued)</b>								
	TR	BILL		02/27/25	4.598	50,000			
	TR	BILL		02/27/25	4.598	50,000			
	TR	BILL		02/27/25	4.598	50,000			
<b>09/05/24</b>	<b>REDEMPTIONS</b>								
	TR	BILL		09/05/24	5.148	50,000	324	2,316,375.00	5.488
	TR	BILL		09/05/24	5.148	50,000	324	2,316,375.00	5.488
	TR	BILL		09/05/24	5.148	50,000	324	2,316,375.00	5.488
	TR	BILL		09/05/24	5.155	50,000	324	2,319,750.00	5.496
	TR	BILL		09/05/24	5.155	50,000	324	2,319,750.00	5.496
	TR	BILL		09/05/24	5.155	50,000	324	2,319,750.00	5.496
	TR	BILL		09/05/24	5.140	50,000	352	2,512,888.89	5.502
	TR	BILL		09/05/24	5.140	50,000	352	2,512,888.89	5.502
	TR	BILL		09/05/24	5.140	50,000	352	2,512,888.89	5.502
	TR	BILL		09/05/24	5.140	50,000	352	2,512,888.89	5.502
	TR	BILL		09/05/24	5.140	50,000	352	2,512,888.89	5.502
	TR	BILL		09/05/24	5.140	50,000	352	2,512,888.89	5.502
	TR	BILL		09/05/24	5.143	50,000	352	2,514,111.11	5.505
	TR	BILL		09/05/24	5.143	50,000	352	2,514,111.11	5.505
	TR	BILL		09/05/24	5.143	50,000	352	2,514,111.11	5.505
<b>09/05/24</b>	<b>PURCHASES</b>								
	CP	SOC GEN NY		02/14/25	4.740	50,000			
	CP	SOC GEN NY		02/14/25	4.740	50,000			
	CP	SHEFFIELD		03/10/25	4.770	50,000			
	CP	METLIFE STF		03/24/25	4.700	50,000			
	CP	METLIFE STF		03/24/25	4.700	50,000			
	CP	SCOTIA NY		05/28/25	4.340	50,000			
	CP	SCOTIA NY		05/28/25	4.340	50,000			
	DN	FHLMC		03/21/25	4.370	50,000			
	DN	FHLMC		03/21/25	4.370	50,000			
	DN	FFCB		03/21/25	4.400	50,000			
	DN	FFCB		03/21/25	4.400	50,000			
	DN	FHLB		03/24/25	4.415	50,000			
	DN	FHLB		03/24/25	4.415	50,000			
	DN	FHLB		03/28/25	4.410	50,000			
	DN	FHLB		03/28/25	4.410	50,000			
	TR	BILL		12/24/24	4.870	50,000			
	TR	BILL		12/24/24	4.870	50,000			
	TR	BILL		12/24/24	4.870	50,000			
	TR	BILL		12/24/24	4.875	50,000			
	TR	BILL		12/24/24	4.875	50,000			
	TR	BILL		12/24/24	4.875	50,000			

**INVESTMENT TRANSACTIONS**

<u>DATE</u>	<u>TYPE</u>	<u>a/</u> <u>DESCRIPTION</u>	<u>CPN (%)</u>	<u>MATURITY</u> <u>DATE</u>	<u>b/</u> <u>TRANS</u> <u>YIELD (%)</u>	<u>d/</u> <u>PAR (\$)</u> <u>(000)</u>	<u>DAYS</u> <u>HELD</u>	<u>AMOUNT</u> <u>EARNED (\$)</u>	<u>EFFECTIVE</u> <u>YIELD (%)</u>
<b>09/05/24</b>	<b>PURCHASES (Continued)</b>								
	TR	BILL		02/13/25	4.633	50,000			
	TR	BILL		02/13/25	4.633	50,000			
	TR	BILL		02/13/25	4.633	50,000			
	TR	BILL		02/13/25	4.635	50,000			
	TR	BILL		02/13/25	4.635	50,000			
	TR	BILL		02/13/25	4.635	50,000			
	TR	BILL		02/13/25	4.640	50,000			
	TR	BILL		02/13/25	4.640	50,000			
	TR	BILL		02/13/25	4.640	50,000			
	TR	BILL		02/27/25	4.613	50,000			
	TR	BILL		02/27/25	4.613	50,000			
	TR	BILL		02/27/25	4.613	50,000			
	TR	BILL		02/27/25	4.614	50,000			
	TR	BILL		02/27/25	4.614	50,000			
	TR	BILL		02/27/25	4.614	50,000			
	TR	BILL		03/06/25	4.598	50,000			
	TR	BILL		03/06/25	4.598	50,000			
	TR	BILL		03/06/25	4.598	50,000			
	TR	BILL		03/06/25	4.601	50,000			
	TR	BILL		03/06/25	4.601	50,000			
	TR	BILL		03/06/25	4.601	50,000			
	TR	BILL		09/04/25	4.025	50,000			
	TR	BILL		09/04/25	4.025	50,000			
	TR	BILL		09/04/25	4.025	50,000			
	TR	BILL		09/04/25	4.030	50,000			
	TR	BILL		09/04/25	4.030	50,000			
	TR	BILL		09/04/25	4.030	50,000			
<b>09/06/24</b>	<b>NO REDEMPTIONS</b>								
<b>09/06/24</b>	<b>PURCHASES</b>								
	CP	MUFG BK		10/04/24	5.150	50,000			
	CP	MUFG BK		10/04/24	5.150	50,000			
	CP	APPLE		11/01/24	5.070	50,000			
	CP	APPLE		11/01/24	5.070	50,000			
	CP	OLD LINE		02/27/25	4.630	50,000			
	DEB	FHLB	4.630	03/11/25	4.630	50,000			
	DEB	FHLB	4.630	03/11/25	4.630	50,000			
	DEB	FHLB	4.630	03/11/25	4.630	50,000			
	DN	FHLB		03/21/25	4.375	50,000			
	DN	FHLB		03/21/25	4.375	50,000			
	DN	FFCB		03/24/25	4.340	50,000			
	DN	FFCB		03/24/25	4.340	50,000			
	DN	FHLB		04/01/25	4.365	50,000			
	DN	FHLB		04/01/25	4.365	50,000			

### INVESTMENT TRANSACTIONS

<u>DATE</u>	<u>TYPE</u>	<u>a/</u> <u>DESCRIPTION</u>	<u>CPN (%)</u>	<u>MATURITY</u> <u>DATE</u>	<u>b/</u> <u>TRANS</u> <u>YIELD (%)</u>	<u>d/</u> <u>PAR (\$)</u> <u>(000)</u>	<u>DAYS</u> <u>HELD</u>	<u>AMOUNT</u> <u>EARNED (\$)</u>	<u>EFFECTIVE</u> <u>YIELD (%)</u>
<b>09/06/24</b>	<b>PURCHASES (Continued)</b>								
	TR	BILL		12/24/24	4.860	50,000			
	TR	BILL		12/24/24	4.860	50,000			
	TR	BILL		12/24/24	4.860	50,000			
	TR	BILL		12/24/24	4.865	50,000			
	TR	BILL		12/24/24	4.865	50,000			
	TR	BILL		12/24/24	4.865	50,000			
	TR	BILL		02/27/25	4.610	50,000			
	TR	BILL		02/27/25	4.610	50,000			
	TR	BILL		02/27/25	4.610	50,000			
	TR	BILL		02/27/25	4.615	50,000			
	TR	BILL		02/27/25	4.615	50,000			
	TR	BILL		02/27/25	4.615	50,000			
	TR	BILL		02/27/25	4.615	50,000			
	TR	BILL		02/27/25	4.615	50,000			
	TR	BILL		02/27/25	4.615	50,000			
	TR	BILL		02/27/25	4.615	50,000			
	TR	BILL		03/06/25	4.545	50,000			
	TR	BILL		03/06/25	4.545	50,000			
	YCD	NORINCHUK	5.200	10/11/24	5.200	50,000			
	YCD	NORINCHUK	5.200	10/11/24	5.200	50,000			
	YCD	DNB	5.070	10/15/24	5.070	50,000			
	YCD	DNB	5.070	10/15/24	5.070	50,000			
	YCD	CR AG CIB	5.070	11/12/24	5.070	50,000			
	YCD	CR AG CIB	5.070	11/12/24	5.070	50,000			
<b>09/09/24</b>	<b>REDEMPTIONS</b>								
	CB	WELLS FGO	3.300	09/09/24	5.966	25,000	334	1,335,166.67	5.992
	DEB	FFCB	5.375	09/09/24	5.172	50,000	453	3,206,198.61	5.169
	DEB	FFCB	5.375	09/09/24	5.172	50,000	453	3,206,198.61	5.169
<b>09/09/24</b>	<b>PURCHASES</b>								
	DN	FHLB		03/03/25	4.480	50,000			
	DN	FHLB		03/03/25	4.480	50,000			
	YCD	NATIXIS	4.750	03/21/25	4.750	50,000			
	YCD	NATIXIS	4.750	03/21/25	4.750	50,000			
	YCD	SCOTIA	4.370	07/01/25	4.370	50,000			
	YCD	SCOTIA	4.370	07/01/25	4.370	50,000			
<b>09/10/24</b>	<b>REDEMPTIONS</b>								
	CP	CR AG NY		09/10/24	5.290	50,000	39	286,541.67	5.394
	CP	CR AG NY		09/10/24	5.290	50,000	39	286,541.67	5.394
	CP	CR AG NY		09/10/24	5.290	50,000	39	286,541.67	5.394
	CP	NATIXIS NY		09/10/24	5.250	50,000	160	1,166,666.67	5.450
	CP	NATIXIS NY		09/10/24	5.250	50,000	160	1,166,666.67	5.450

**INVESTMENT TRANSACTIONS**

<u>DATE</u>	<u>a/</u> <u>TYPE</u>	<u>DESCRIPTION</u>	<u>CPN (%)</u>	<u>MATURITY</u> <u>DATE</u>	<u>b/</u> <u>TRANS</u> <u>YIELD (%)</u>	<u>d/</u> <u>PAR (\$)</u> <u>(000)</u>	<u>DAYS</u> <u>HELD</u>	<u>AMOUNT</u> <u>EARNED (\$)</u>	<u>EFFECTIVE</u> <u>YIELD (%)</u>
09/10/24	REDEMPTIONS (Continued)								
	CP	ING FDL		09/10/24	5.220	50,000	186	1,348,500.00	5.439
	CP	ING FDL		09/10/24	5.220	50,000	186	1,348,500.00	5.439
	DN	IADB		09/10/24	5.240	50,000	82	596,777.78	5.377
	DN	IADB		09/10/24	5.240	50,000	82	596,777.78	5.377
	DN	FHLB		09/10/24	5.070	50,000	159	1,119,625.00	5.258
	DN	FHLB		09/10/24	5.070	50,000	159	1,119,625.00	5.258
	DN	FHLB		09/10/24	5.100	50,000	174	1,232,500.00	5.302
	DN	FHLB		09/10/24	5.100	50,000	174	1,232,500.00	5.302
	DN	FFCB		09/10/24	5.050	50,000	176	1,234,444.44	5.250
	DN	FFCB		09/10/24	5.050	50,000	176	1,234,444.44	5.250
	DN	FFCB		09/10/24	5.050	50,000	179	1,255,486.11	5.252
	DN	FFCB		09/10/24	5.050	50,000	179	1,255,486.11	5.252
	DN	IFC		09/10/24	5.010	50,000	180	1,252,500.00	5.210
	DN	IFC		09/10/24	5.010	50,000	180	1,252,500.00	5.210
	TR	BILL		09/10/24	5.215	50,000	84	608,416.67	5.353
	TR	BILL		09/10/24	5.215	50,000	84	608,416.67	5.353
	TR	BILL		09/10/24	5.215	50,000	84	608,416.67	5.353
	TR	BILL		09/10/24	5.225	50,000	90	653,125.00	5.368
	TR	BILL		09/10/24	5.225	50,000	90	653,125.00	5.368
	TR	BILL		09/10/24	5.225	50,000	95	689,409.72	5.372
	TR	BILL		09/10/24	5.225	50,000	95	689,409.72	5.372
	TR	BILL		09/10/24	5.225	50,000	95	689,409.72	5.372
	TR	BILL		09/10/24	5.230	50,000	109	791,763.89	5.388
	TR	BILL		09/10/24	5.230	50,000	109	791,763.89	5.388
	TR	BILL		09/10/24	5.230	50,000	109	791,763.89	5.388
	TR	BILL		09/10/24	5.220	50,000	112	812,000.00	5.380
	TR	BILL		09/10/24	5.220	50,000	112	812,000.00	5.380
	TR	BILL		09/10/24	5.220	50,000	112	812,000.00	5.380
	TR	BILL		09/10/24	5.221	50,000	112	812,155.56	5.381
	TR	BILL		09/10/24	5.221	50,000	112	812,155.56	5.381
	TR	BILL		09/10/24	5.221	50,000	112	812,155.56	5.381
	TR	BILL		09/10/24	5.230	50,000	117	849,875.00	5.394
	TR	BILL		09/10/24	5.230	50,000	117	849,875.00	5.394
	TR	BILL		09/10/24	5.230	50,000	117	849,875.00	5.394
	TR	BILL		09/10/24	5.230	50,000	117	849,875.00	5.394
	TR	BILL		09/10/24	5.230	50,000	117	849,875.00	5.394
	TR	BILL		09/10/24	5.230	50,000	118	857,138.89	5.395
	TR	BILL		09/10/24	5.230	50,000	118	857,138.89	5.395
	TR	BILL		09/10/24	5.230	50,000	118	857,138.89	5.395
	TR	BILL		09/10/24	5.230	50,000	118	857,138.89	5.395
	TR	BILL		09/10/24	5.230	50,000	119	864,402.78	5.396
	TR	BILL		09/10/24	5.230	50,000	119	864,402.78	5.396
	TR	BILL		09/10/24	5.230	50,000	119	864,402.78	5.396
	TR	BILL		09/10/24	5.233	50,000	119	864,898.61	5.399
	TR	BILL		09/10/24	5.233	50,000	119	864,898.61	5.399
	TR	BILL		09/10/24	5.233	50,000	119	864,898.61	5.399

**INVESTMENT TRANSACTIONS**

<u>DATE</u>	<u>TYPE</u>	<u>a/</u> <u>DESCRIPTION</u>	<u>CPN (%)</u>	<u>MATURITY</u> <u>DATE</u>	<u>b/</u> <u>TRANS</u> <u>YIELD (%)</u>	<u>d/</u> <u>PAR (\$)</u> <u>(000)</u>	<u>DAYS</u> <u>HELD</u>	<u>AMOUNT</u> <u>EARNED (\$)</u>	<u>EFFECTIVE</u> <u>YIELD (%)</u>
<b>09/10/24</b>	<b>REDEMPTIONS (Continued)</b>								
	TR	BILL		09/10/24	5.233	50,000	119	864,898.61	5.399
	TR	BILL		09/10/24	5.233	50,000	119	864,898.61	5.399
	TR	BILL		09/10/24	5.233	50,000	119	864,898.61	5.399
	TR	BILL		09/10/24	5.235	50,000	119	865,229.17	5.401
	TR	BILL		09/10/24	5.235	50,000	119	865,229.17	5.401
	TR	BILL		09/10/24	5.235	50,000	119	865,229.17	5.401
	TR	BILL		09/10/24	5.236	50,000	119	865,394.44	5.402
	TR	BILL		09/10/24	5.236	50,000	119	865,394.44	5.402
	TR	BILL		09/10/24	5.236	50,000	119	865,394.44	5.402
	YCD	NORINCHUK	5.400	09/10/24	5.400	50,000	39	292,500.00	5.475
	YCD	NORINCHUK	5.400	09/10/24	5.400	50,000	39	292,500.00	5.475
	YCD	SOC GEN	5.330	09/10/24	5.330	50,000	182	1,347,305.56	5.404
	YCD	SOC GEN	5.330	09/10/24	5.330	50,000	182	1,347,305.56	5.404
<b>09/10/24</b>	<b>PURCHASES</b>								
	CP	BNP NY		09/11/24	5.290	50,000			
	CP	BNP NY		09/11/24	5.290	50,000			
	CP	BNP NY		09/11/24	5.290	50,000			
	CP	NATIXIS NY		09/11/24	5.310	50,000			
	CP	NATIXIS NY		09/11/24	5.310	50,000			
	CP	NATIXIS NY		09/11/24	5.310	50,000			
	CP	CR AG NY		09/13/24	5.310	50,000			
	CP	CR AG NY		09/13/24	5.310	50,000			
	CP	CR AG NY		09/13/24	5.310	50,000			
	CP	CR AG NY		09/13/24	5.310	50,000			
	CP	VERSAILLES		12/12/24	4.950	50,000			
	CP	SHEFFIELD		12/12/24	5.000	50,000			
	CP	RBC NY		04/28/25	4.400	50,000			
	CP	RBC NY		04/28/25	4.400	50,000			
	DEB	FFCB	3.625	06/10/27	3.694	50,000			
	DEB	FFCB	3.625	06/10/27	3.694	50,000			
	DN	IBRD		01/24/25	4.720	50,000			
	DN	IBRD		01/24/25	4.720	50,000			
	DN	FHLB		02/10/25	4.575	50,000			
	DN	FHLB		02/10/25	4.575	50,000			
	DN	FHLB		02/10/25	4.575	50,000			
	DN	IFC		02/10/25	4.580	50,000			
	DN	IFC		02/10/25	4.580	50,000			
	DN	FHLB		03/03/25	4.470	50,000			
	DN	FHLB		03/03/25	4.470	50,000			
	DN	FHLB		03/10/25	4.445	50,000			
	DN	FHLB		03/10/25	4.445	50,000			
	DN	FFCB		03/21/25	4.360	50,000			
	DN	FFCB		03/21/25	4.360	50,000			
	DN	FHLB		03/21/25	4.400	50,000			
	DN	FHLB		03/21/25	4.400	50,000			



**INVESTMENT TRANSACTIONS**

<u>DATE</u>	<u>TYPE</u>	<u>a/</u> <u>DESCRIPTION</u>	<u>CPN (%)</u>	<u>MATURITY</u> <u>DATE</u>	<u>b/</u> <u>TRANS</u> <u>YIELD (%)</u>	<u>d/</u> <u>PAR (\$)</u> <u>(000)</u>	<u>DAYS</u> <u>HELD</u>	<u>AMOUNT</u> <u>EARNED (\$)</u>	<u>EFFECTIVE</u> <u>YIELD (%)</u>
09/10/24	<b>PURCHASES (Continued)</b>								
	TR	BILL		01/07/25	4.781	50,000			
	TR	BILL		01/07/25	4.781	50,000			
	TR	BILL		01/07/25	4.781	50,000			
	TR	BILL		01/07/25	4.785	50,000			
	TR	BILL		01/07/25	4.785	50,000			
	TR	BILL		01/07/25	4.785	50,000			
	TR	BILL		02/27/25	4.565	50,000			
	TR	BILL		02/27/25	4.565	50,000			
	TR	BILL		02/27/25	4.565	50,000			
	TR	BILL		02/27/25	4.565	50,000			
	TR	BILL		02/27/25	4.565	50,000			
	TR	BILL		02/27/25	4.570	50,000			
	TR	BILL		02/27/25	4.570	50,000			
	TR	BILL		02/27/25	4.570	50,000			
	TR	BILL		02/27/25	4.570	50,000			
	TR	BILL		02/27/25	4.570	50,000			
	TR	BILL		02/27/25	4.570	50,000			
	TR	BILL		02/27/25	4.573	50,000			
	TR	BILL		02/27/25	4.573	50,000			
	TR	BILL		02/27/25	4.573	50,000			
	TR	BILL		03/06/25	4.545	50,000			
	TR	BILL		03/06/25	4.545	50,000			
	TR	BILL		03/06/25	4.545	50,000			
	TR	BILL		03/06/25	4.548	50,000			
	TR	BILL		03/06/25	4.548	50,000			
	TR	BILL		03/06/25	4.548	50,000			
	TR	BILL		03/06/25	4.550	50,000			
	TR	BILL		03/06/25	4.550	50,000			
	TR	BILL		03/06/25	4.550	50,000			
	TR	BILL		03/06/25	4.551	50,000			
	TR	BILL		03/06/25	4.551	50,000			
	TR	BILL		03/06/25	4.551	50,000			
	TR	BILL		03/06/25	4.553	50,000			
	TR	BILL		03/06/25	4.553	50,000			
	YCD	SWEDBANK	4.950	12/27/24	4.950	50,000			
	YCD	SWEDBANK	4.950	12/27/24	4.950	50,000			
	YCD	MUFG BK	4.940	01/24/25	4.940	50,000			
	YCD	MUFG BK	4.940	01/24/25	4.940	50,000			

**INVESTMENT TRANSACTIONS**

<u>DATE</u>	<u>TYPE</u>	<u>a/</u> <u>DESCRIPTION</u>	<u>CPN (%)</u>	<u>MATURITY</u> <u>DATE</u>	<u>b/</u> <u>TRANS</u> <u>YIELD (%)</u>	<u>d/</u> <u>PAR (\$)</u> <u>(000)</u>	<u>DAYS</u> <u>HELD</u>	<u>AMOUNT</u> <u>EARNED (\$)</u>	<u>EFFECTIVE</u> <u>YIELD (%)</u>
<b>09/11/24</b>	<b>REDEMPTIONS</b>								
	CP	BNP NY		09/11/24	5.290	50,000	1	7,347.22	5.364
	CP	BNP NY		09/11/24	5.290	50,000	1	7,347.22	5.364
	CP	BNP NY		09/11/24	5.290	50,000	1	7,347.22	5.364
	CP	NATIXIS NY		09/11/24	5.310	50,000	1	7,375.00	5.385
	CP	NATIXIS NY		09/11/24	5.310	50,000	1	7,375.00	5.385
	CP	NATIXIS NY		09/11/24	5.310	50,000	1	7,375.00	5.385
<b>09/11/24</b>	<b>PURCHASES</b>								
	CP	BNP NY		09/13/24	5.290	50,000			
	CP	BNP NY		09/13/24	5.290	50,000			
	CP	BNP NY		09/13/24	5.290	50,000			
	CP	BNP NY		09/13/24	5.290	50,000			
	DN	FHLB		04/01/25	4.370	50,000			
	DN	FHLB		04/01/25	4.370	50,000			
	YCD	CIBC	5.170	10/11/24	5.170	50,000			
	YCD	CIBC	5.170	10/11/24	5.170	50,000			
	YCD	NORINCHUK	5.180	10/15/24	5.180	50,000			
	YCD	NORINCHUK	5.180	10/15/24	5.180	50,000			
	YCD	SUMI TRUST	4.950	12/27/24	4.950	50,000			
	YCD	SUMI TRUST	4.950	12/27/24	4.950	50,000			
	YCD	CR AG CIB	4.740	03/10/25	4.740	50,000			
	YCD	CR AG CIB	4.740	03/10/25	4.740	50,000			
<b>09/12/24</b>	<b>REDEMPTIONS</b>								
	CP	DEERE CAP		09/12/24	5.300	50,000	66	485,833.33	5.426
	CP	DEERE CAP		09/12/24	5.300	50,000	66	485,833.33	5.426
	CP	JOHNSON		09/12/24	5.300	50,000	90	662,500.00	5.446
	CP	JOHNSON		09/12/24	5.300	50,000	90	662,500.00	5.446
	CP	TOYOTA		09/12/24	5.240	50,000	163	1,186,277.78	5.442
	CP	TOYOTA		09/12/24	5.240	50,000	163	1,186,277.78	5.442
	CP	BOFA		09/12/24	5.280	50,000	181	1,327,333.33	5.499
	CP	BOFA		09/12/24	5.280	50,000	181	1,327,333.33	5.499
	DN	FHLB		09/12/24	5.220	50,000	83	601,750.00	5.357
	DN	FHLB		09/12/24	5.220	50,000	83	601,750.00	5.357
	TR	BILL		09/12/24	5.169	50,000	147	1,055,337.50	5.354
	TR	BILL		09/12/24	5.169	50,000	147	1,055,337.50	5.354
	TR	BILL		09/12/24	5.169	50,000	147	1,055,337.50	5.354
	TR	BILL		09/12/24	5.171	50,000	147	1,055,745.83	5.356
	TR	BILL		09/12/24	5.171	50,000	147	1,055,745.83	5.356
	TR	BILL		09/12/24	5.171	50,000	147	1,055,745.83	5.356
	TR	BILL		09/12/24	5.140	50,000	150	1,070,833.33	5.325
	TR	BILL		09/12/24	5.140	50,000	150	1,070,833.33	5.325
	TR	BILL		09/12/24	5.140	50,000	150	1,070,833.33	5.325

**INVESTMENT TRANSACTIONS**

<u>DATE</u>	<u>TYPE</u>	<u>a/</u> <u>DESCRIPTION</u>	<u>CPN (%)</u>	<u>MATURITY</u> <u>DATE</u>	<u>b/</u> <u>TRANS</u> <u>YIELD (%)</u>	<u>d/</u> <u>PAR (\$)</u> <u>(000)</u>	<u>DAYS</u> <u>HELD</u>	<u>AMOUNT</u> <u>EARNED (\$)</u>	<u>EFFECTIVE</u> <u>YIELD (%)</u>
09/12/24	REDEMPTIONS (Continued)								
	TR	BILL		09/12/24	5.110	50,000	153	1,085,875.00	5.296
	TR	BILL		09/12/24	5.110	50,000	153	1,085,875.00	5.296
	TR	BILL		09/12/24	5.110	50,000	153	1,085,875.00	5.296
	TR	BILL		09/12/24	5.115	50,000	153	1,086,937.50	5.301
	TR	BILL		09/12/24	5.115	50,000	153	1,086,937.50	5.301
	TR	BILL		09/12/24	5.115	50,000	153	1,086,937.50	5.301
	TR	BILL		09/12/24	5.130	50,000	155	1,104,375.00	5.319
	TR	BILL		09/12/24	5.130	50,000	155	1,104,375.00	5.319
	TR	BILL		09/12/24	5.130	50,000	155	1,104,375.00	5.319
	TR	BILL		09/12/24	5.137	50,000	155	1,105,881.94	5.326
	TR	BILL		09/12/24	5.137	50,000	155	1,105,881.94	5.326
	TR	BILL		09/12/24	5.137	50,000	155	1,105,881.94	5.326
	TR	BILL		09/12/24	5.100	50,000	162	1,147,500.00	5.292
	TR	BILL		09/12/24	5.100	50,000	162	1,147,500.00	5.292
	TR	BILL		09/12/24	5.100	50,000	162	1,147,500.00	5.292
	TR	BILL		09/12/24	5.100	50,000	162	1,147,500.00	5.292
	TR	BILL		09/12/24	5.100	50,000	162	1,147,500.00	5.292
	TR	BILL		09/12/24	5.100	50,000	162	1,147,500.00	5.292
	TR	BILL		09/12/24	5.100	50,000	162	1,147,500.00	5.292
	TR	BILL		09/12/24	5.100	50,000	162	1,147,500.00	5.292
	TR	BILL		09/12/24	5.100	50,000	162	1,147,500.00	5.292
	TR	BILL		09/12/24	5.100	50,000	162	1,147,500.00	5.292
	TR	BILL		09/12/24	5.100	50,000	162	1,147,500.00	5.292
	TR	BILL		09/12/24	5.100	50,000	162	1,147,500.00	5.292
	TR	BILL		09/12/24	5.100	50,000	162	1,147,500.00	5.292
	TR	BILL		09/12/24	5.100	50,000	162	1,147,500.00	5.292
	TR	BILL		09/12/24	5.095	50,000	169	1,195,909.72	5.292
	TR	BILL		09/12/24	5.095	50,000	169	1,195,909.72	5.292
	TR	BILL		09/12/24	5.095	50,000	169	1,195,909.72	5.292
	TR	BILL		09/12/24	5.095	50,000	169	1,195,909.72	5.292
	TR	BILL		09/12/24	5.095	50,000	169	1,195,909.72	5.292
	TR	BILL		09/12/24	5.095	50,000	169	1,195,909.72	5.292
	TR	BILL		09/12/24	5.095	50,000	169	1,195,909.72	5.292
	TR	BILL		09/12/24	5.095	50,000	169	1,195,909.72	5.292
	TR	BILL		09/12/24	5.093	50,000	171	1,209,468.75	5.291
	TR	BILL		09/12/24	5.093	50,000	171	1,209,468.75	5.291
	TR	BILL		09/12/24	5.093	50,000	171	1,209,468.75	5.291
	TR	BILL		09/12/24	5.120	50,000	176	1,251,555.56	5.324
	TR	BILL		09/12/24	5.120	50,000	176	1,251,555.56	5.324
	TR	BILL		09/12/24	5.120	50,000	176	1,251,555.56	5.324
	TR	BILL		09/12/24	5.120	50,000	176	1,251,555.56	5.324
	TR	BILL		09/12/24	5.124	50,000	178	1,266,766.67	5.330
	TR	BILL		09/12/24	5.124	50,000	178	1,266,766.67	5.330
	TR	BILL		09/12/24	5.124	50,000	178	1,266,766.67	5.330
	TR	BILL		09/12/24	5.113	50,000	181	1,285,225.69	5.320
	TR	BILL		09/12/24	5.113	50,000	181	1,285,225.69	5.320
	TR	BILL		09/12/24	5.113	50,000	181	1,285,225.69	5.320
	TR	BILL		09/12/24	5.115	50,000	181	1,285,854.17	5.323
	TR	BILL		09/12/24	5.115	50,000	181	1,285,854.17	5.323
	TR	BILL		09/12/24	5.115	50,000	181	1,285,854.17	5.323

**INVESTMENT TRANSACTIONS**

<u>DATE</u>	<u>TYPE</u>	<u>a/</u> <u>DESCRIPTION</u>	<u>CPN (%)</u>	<u>MATURITY</u> <u>DATE</u>	<u>b/</u> <u>TRANS</u> <u>YIELD (%)</u>	<u>d/</u> <u>PAR (\$)</u> <u>(000)</u>	<u>DAYS</u> <u>HELD</u>	<u>AMOUNT</u> <u>EARNED (\$)</u>	<u>EFFECTIVE</u> <u>YIELD (%)</u>
<b>09/12/24</b>	<b>REDEMPTIONS (Continued)</b>								
	TR	BILL		09/12/24	5.118	50,000	181	1,286,482.64	5.326
	TR	BILL		09/12/24	5.118	50,000	181	1,286,482.64	5.326
	TR	BILL		09/12/24	5.118	50,000	181	1,286,482.64	5.326
	TR	BILL		09/12/24	5.118	50,000	181	1,286,482.64	5.326
	TR	BILL		09/12/24	5.120	50,000	181	1,287,111.11	5.328
	TR	BILL		09/12/24	5.120	50,000	181	1,287,111.11	5.328
	TR	BILL		09/12/24	5.095	50,000	182	1,287,902.78	5.302
	TR	BILL		09/12/24	5.095	50,000	182	1,287,902.78	5.302
	TR	BILL		09/12/24	5.095	50,000	182	1,287,902.78	5.302
	TR	BILL		09/12/24	5.095	50,000	182	1,287,902.78	5.302
	TR	BILL		09/12/24	5.095	50,000	182	1,287,902.78	5.302
	TR	BILL		09/12/24	5.096	50,000	182	1,288,155.56	5.303
	TR	BILL		09/12/24	5.096	50,000	182	1,288,155.56	5.303
	TR	BILL		09/12/24	5.096	50,000	182	1,288,155.56	5.303
	TR	BILL		09/12/24	5.103	50,000	182	1,289,798.61	5.310
	TR	BILL		09/12/24	5.103	50,000	182	1,289,798.61	5.310
	TR	BILL		09/12/24	5.103	50,000	182	1,289,798.61	5.310
	TR	BILL		09/12/24	5.105	50,000	182	1,290,430.56	5.313
	TR	BILL		09/12/24	5.105	50,000	182	1,290,430.56	5.313
	TR	BILL		09/12/24	5.105	50,000	182	1,290,430.56	5.313
	TR	BILL		09/12/24	5.106	50,000	182	1,290,683.33	5.314
	TR	BILL		09/12/24	5.106	50,000	182	1,290,683.33	5.314
	TR	BILL		09/12/24	5.106	50,000	182	1,290,683.33	5.314
	TR	BILL		09/12/24	5.108	50,000	182	1,291,062.50	5.316
	TR	BILL		09/12/24	5.108	50,000	182	1,291,062.50	5.316
	TR	BILL		09/12/24	5.108	50,000	182	1,291,062.50	5.316
	TR	BILL		09/12/24	5.110	50,000	182	1,291,694.44	5.318
	TR	BILL		09/12/24	5.110	50,000	182	1,291,694.44	5.318
	TR	BILL		09/12/24	5.110	50,000	182	1,291,694.44	5.318
<b>09/12/24</b>	<b>PURCHASES</b>								
	CP	GOTHAM		01/07/25	4.850	50,000			
	CP	THUNDER		01/24/25	4.800	50,000			
	CP	THUNDER		01/24/25	4.800	50,000			
	CP	SOC GEN NY		03/03/25	4.700	50,000			
	CP	SOC GEN NY		03/03/25	4.700	50,000			
	CP	BOFA		05/28/25	4.390	50,000			
	CP	BOFA		05/28/25	4.390	50,000			
	DEB	IADB	0.625	07/15/25	4.222	50,000			
	DEB	IADB	0.625	07/15/25	4.222	50,000			
	DEB	IADB	3.654	09/12/29	3.654	50,000			
	DEB	IADB	3.654	09/12/29	3.654	50,000			
	DEB	IADB	3.654	09/12/29	3.654	50,000			
	DN	FHLMC		10/15/24	4.995	50,000			
	DN	FHLMC		10/15/24	4.995	50,000			

**INVESTMENT TRANSACTIONS**

<u>DATE</u>	<u>TYPE</u>	<u>a/</u> <u>DESCRIPTION</u>	<u>CPN (%)</u>	<u>MATURITY</u> <u>DATE</u>	<u>b/</u> <u>TRANS</u> <u>YIELD (%)</u>	<u>d/</u> <u>PAR (\$)</u> <u>(000)</u>	<u>DAYS</u> <u>HELD</u>	<u>AMOUNT</u> <u>EARNED (\$)</u>	<u>EFFECTIVE</u> <u>YIELD (%)</u>
<b>09/12/24</b>	<b>PURCHASES (Continued)</b>								
	DN	FFCB		03/13/25	4.430	50,000			
	DN	FFCB		03/13/25	4.430	50,000			
	DN	FHLB		04/01/25	4.370	50,000			
	DN	FHLB		04/01/25	4.370	50,000			
	TR	BILL		02/27/25	4.598	50,000			
	TR	BILL		02/27/25	4.598	50,000			
	TR	BILL		02/27/25	4.598	50,000			
	TR	BILL		02/27/25	4.600	50,000			
	TR	BILL		02/27/25	4.600	50,000			
	TR	BILL		02/27/25	4.600	50,000			
	TR	BILL		03/13/25	4.510	50,000			
	TR	BILL		03/13/25	4.510	50,000			
	TR	BILL		03/13/25	4.510	50,000			
	TR	BILL		03/13/25	4.510	50,000			
	TR	BILL		03/13/25	4.510	50,000			
	TR	BILL		03/13/25	4.510	50,000			
	TR	BILL		03/13/25	4.515	50,000			
	TR	BILL		03/13/25	4.515	50,000			
	TR	BILL		03/13/25	4.515	50,000			
	TR	BILL		03/13/25	4.515	50,000			
	TR	BILL		03/13/25	4.528	50,000			
	TR	BILL		03/13/25	4.528	50,000			
	TR	BILL		03/13/25	4.528	50,000			
	TR	BILL		03/13/25	4.530	50,000			
	TR	BILL		03/13/25	4.530	50,000			
	TR	BILL		03/13/25	4.530	50,000			
	TR	BILL		03/13/25	4.575	50,000			
	TR	BILL		03/13/25	4.575	50,000			
	TR	BILL		03/13/25	4.575	50,000			
	TR	BILL		03/13/25	4.575	50,000			
	TR	BILL		03/13/25	4.575	50,000			
	YCD	DNB	5.100	09/26/24	5.100	50,000			
	YCD	DNB	5.100	09/26/24	5.100	50,000			
	YCD	KBC	5.030	12/13/24	5.030	50,000			
	YCD	KBC	5.030	12/13/24	5.030	50,000			
	YCD	TORONTO	4.780	03/21/25	4.780	50,000			
	YCD	TORONTO	4.780	03/21/25	4.780	50,000			
<b>09/13/24</b>	<b>REDEMPTIONS</b>								
	CP	BNP NY		09/13/24	5.290	50,000	2	14,694.44	5.365
	CP	BNP NY		09/13/24	5.290	50,000	2	14,694.44	5.365
	CP	BNP NY		09/13/24	5.290	50,000	2	14,694.44	5.365
	CP	BNP NY		09/13/24	5.290	50,000	2	14,694.44	5.365
	CP	CR AG NY		09/13/24	5.310	50,000	3	22,125.00	5.386
	CP	CR AG NY		09/13/24	5.310	50,000	3	22,125.00	5.386
	CP	CR AG NY		09/13/24	5.310	50,000	3	22,125.00	5.386
	CP	CR AG NY		09/13/24	5.310	50,000	3	22,125.00	5.386

**INVESTMENT TRANSACTIONS**

<u>DATE</u>	<u>a/</u> <u>TYPE</u>	<u>DESCRIPTION</u>	<u>CPN (%)</u>	<u>MATURITY</u> <u>DATE</u>	<u>b/</u> <u>TRANS</u> <u>YIELD (%)</u>	<u>d/</u> <u>PAR (\$)</u> <u>(000)</u>	<u>DAYS</u> <u>HELD</u>	<u>AMOUNT</u> <u>EARNED (\$)</u>	<u>EFFECTIVE</u> <u>YIELD (%)</u>
<b>09/13/24</b>	<b>REDEMPTIONS (Continued)</b>								
	CP	DISNEY		09/13/24	5.420	50,000	92	692,555.56	5.572
	CP	DISNEY		09/13/24	5.420	50,000	92	692,555.56	5.572
	CP	CAFCO		09/13/24	5.370	50,000	148	1,103,833.33	5.567
	DEB	FFCB	3.500	09/13/24	3.608	50,000	731	3,603,500.00	3.616
	YCD	NORINCHUK	5.400	09/13/24	5.400	50,000	30	225,000.00	5.475
	YCD	NORINCHUK	5.400	09/13/24	5.400	50,000	30	225,000.00	5.475
	YCD	SUMI TRUST	5.420	09/13/24	5.420	50,000	84	632,333.33	5.495
	YCD	SUMI TRUST	5.420	09/13/24	5.420	50,000	84	632,333.33	5.495
	YCD	SWEDBANK	5.380	09/13/24	5.380	50,000	94	702,388.89	5.455
	YCD	SWEDBANK	5.380	09/13/24	5.380	50,000	94	702,388.89	5.455
	YCD	MIZUHO	5.430	09/13/24	5.430	50,000	129	972,875.00	5.050
	YCD	MIZUHO	5.430	09/13/24	5.430	50,000	129	972,875.00	5.050
<b>09/13/24</b>	<b>PURCHASES</b>								
	CP	MUFG BK		10/15/24	5.080	50,000			
	CP	MUFG BK		10/15/24	5.080	50,000			
	CP	MUFG BK		10/15/24	5.080	50,000			
	CP	SCOTIA NY		04/01/25	4.370	50,000			
	CP	SCOTIA NY		04/01/25	4.370	50,000			
	CP	SCOTIA NY		04/01/25	4.370	50,000			
	DEB	FFCB	4.550	03/11/25	4.550	50,000			
	DEB	FFCB	4.550	03/11/25	4.550	50,000			
	DEB	FFCB	4.550	03/11/25	4.550	50,000			
	DEB	FFCB	4.550	03/11/25	4.550	50,000			
	DN	FNMA		10/15/24	4.940	50,000			
	DN	FNMA		10/15/24	4.940	50,000			
	DN	FNMA		10/15/24	4.940	50,000			
	DN	FNMA		10/15/24	4.940	50,000			
	DN	FHLB		03/21/25	4.340	50,000			
	DN	FHLB		03/21/25	4.340	50,000			
	YCD	UBS	4.520	04/28/25	4.520	50,000			
	YCD	UBS	4.520	04/28/25	4.520	50,000			
<b>09/15/24</b>	<b>REDEMPTIONS</b>								
	TR	NOTE	0.375	09/15/24	0.602	50,000	1069	876,640.19	0.604
	TR	NOTE	0.375	09/15/24	0.602	50,000	1069	876,640.19	0.604
	TR	NOTE	0.375	09/15/24	0.602	50,000	1069	876,640.19	0.604
	TR	NOTE	0.375	09/15/24	0.602	50,000	1069	876,640.19	0.604
	TR	NOTE	0.375	09/15/24	0.552	50,000	1083	815,532.19	0.554
	TR	NOTE	0.375	09/15/24	0.552	50,000	1083	815,532.19	0.554
	TR	NOTE	0.375	09/15/24	0.552	50,000	1083	815,532.19	0.554
	TR	NOTE	0.375	09/15/24	0.552	50,000	1083	815,532.19	0.554
	TR	NOTE	0.375	09/15/24	0.552	50,000	1083	815,532.19	0.554
	TR	NOTE	0.375	09/15/24	0.552	50,000	1083	815,532.19	0.554



**INVESTMENT TRANSACTIONS**

<u>DATE</u>	<u>TYPE</u>	<u>a/</u> <u>DESCRIPTION</u>	<u>CPN (%)</u>	<u>MATURITY</u> <u>DATE</u>	<u>b/</u> <u>TRANS</u> <u>YIELD (%)</u>	<u>d/</u> <u>PAR (\$)</u> <u>(000)</u>	<u>DAYS</u> <u>HELD</u>	<u>AMOUNT</u> <u>EARNED (\$)</u>	<u>EFFECTIVE</u> <u>YIELD (%)</u>
09/16/24	<b>PURCHASES (Continued)</b>								
	DN	FHLB		04/01/25	4.260	50,000			
	DN	FHLB		04/01/25	4.260	50,000			
	DN	FHLB		04/01/25	4.260	50,000			
	DN	FHLB		04/01/25	4.260	50,000			
	TR	BILL		12/24/24	4.695	50,000			
	TR	BILL		12/24/24	4.695	50,000			
	TR	BILL		12/24/24	4.695	50,000			
	TR	BILL		02/13/25	4.535	50,000			
	TR	BILL		02/13/25	4.535	50,000			
	TR	BILL		02/13/25	4.535	50,000			
	TR	BILL		02/27/25	4.431	50,000			
	TR	BILL		02/27/25	4.431	50,000			
	TR	BILL		02/27/25	4.431	50,000			
	TR	BILL		02/27/25	4.440	50,000			
	TR	BILL		02/27/25	4.440	50,000			
	TR	BILL		02/27/25	4.440	50,000			
	TR	BILL		02/27/25	4.450	50,000			
	TR	BILL		02/27/25	4.450	50,000			
	TR	BILL		02/27/25	4.450	50,000			
	TR	BILL		02/27/25	4.505	50,000			
	TR	BILL		02/27/25	4.505	50,000			
	TR	BILL		02/27/25	4.505	50,000			
	TR	BILL		02/27/25	4.505	50,000			
	TR	BILL		02/27/25	4.505	50,000			
	TR	BILL		02/27/25	4.505	50,000			
	TR	BILL		02/27/25	4.505	50,000			
	TR	BILL		02/27/25	4.505	50,000			
	TR	BILL		02/27/25	4.510	50,000			
	TR	BILL		02/27/25	4.510	50,000			
	TR	BILL		02/27/25	4.510	50,000			
	TR	BILL		03/13/25	4.430	50,000			
	TR	BILL		03/13/25	4.430	50,000			
	TR	BILL		03/13/25	4.430	50,000			
	TR	BILL		03/13/25	4.430	50,000			
	TR	BILL		03/13/25	4.433	50,000			
	TR	BILL		03/13/25	4.433	50,000			
	TR	BILL		03/13/25	4.433	50,000			
	TR	BILL		03/13/25	4.433	50,000			
	TR	BILL		03/13/25	4.435	50,000			
	TR	BILL		03/13/25	4.435	50,000			
	TR	BILL		03/13/25	4.435	50,000			
	TR	BILL		03/13/25	4.435	50,000			
	TR	BILL		03/13/25	4.435	50,000			
	TR	BILL		03/13/25	4.570	50,000			
	TR	BILL		03/13/25	4.570	50,000			
	TR	BILL		03/13/25	4.570	50,000			



### INVESTMENT TRANSACTIONS

<u>DATE</u>	<u>a/</u> <u>TYPE</u>	<u>DESCRIPTION</u>	<u>CPN (%)</u>	<u>MATURITY</u> <u>DATE</u>	<u>b/</u> <u>TRANS</u> <u>YIELD (%)</u>	<u>d/</u> <u>PAR (\$)</u> <u>(000)</u>	<u>DAYS</u> <u>HELD</u>	<u>AMOUNT</u> <u>EARNED (\$)</u>	<u>EFFECTIVE</u> <u>YIELD (%)</u>
<b>09/16/24</b>	<b>PURCHASES (Continued)</b>								
	TR	NOTE	3.375	09/15/27	3.497	50,000			
	TR	NOTE	3.375	09/15/27	3.497	50,000			
	TR	NOTE	3.375	09/15/27	3.497	50,000			
	YCD	MUFG BK	5.140	09/23/24	5.140	50,000			
	YCD	MUFG BK	5.140	09/23/24	5.140	50,000			
	YCD	MONTREAL	4.620	03/24/25	4.620	50,000			
	YCD	MONTREAL	4.620	03/24/25	4.620	50,000			
<b>09/17/24</b>	<b>NO REDEMPTIONS</b>								
<b>09/17/24</b>	<b>PURCHASES</b>								
	CP	MUFG BK		11/12/24	4.950	50,000			
	CP	VERSAILLES		01/13/25	4.750	50,000			
	CP	VERSAILLES		01/13/25	4.750	50,000			
	CP	ATLANTIC		01/29/25	4.700	50,000			
	CP	BNP NY		03/03/25	4.550	50,000			
	CP	BNP NY		03/03/25	4.550	50,000			
	DN	FHLB		12/13/24	4.750	50,000			
	DN	FHLB		12/13/24	4.750	50,000			
	DN	FHLMC		03/11/25	4.230	50,000			
	DN	FHLMC		03/11/25	4.230	50,000			
	DN	FHLB		03/24/25	4.265	50,000			
	DN	FHLB		03/24/25	4.265	50,000			
	DN	FHLB		04/28/25	4.125	50,000			
	DN	FHLB		04/28/25	4.125	50,000			
	DN	FFCB		06/02/25	3.990	50,000			
	DN	FFCB		06/02/25	3.990	50,000			
	TR	BILL		10/15/24	4.835	50,000			
	TR	BILL		10/15/24	4.835	50,000			
	TR	BILL		10/15/24	4.835	50,000			
	TR	BILL		10/15/24	4.840	50,000			
	TR	BILL		10/15/24	4.840	50,000			
	TR	BILL		10/15/24	4.840	50,000			
	TR	BILL		03/13/25	4.431	50,000			
	TR	BILL		03/13/25	4.431	50,000			
	TR	BILL		03/13/25	4.431	50,000			
	TR	BILL		03/13/25	4.435	50,000			
	TR	BILL		03/13/25	4.435	50,000			
	TR	BILL		03/13/25	4.435	50,000			
	TR	NOTE	3.375	09/15/27	3.457	50,000			
	TR	NOTE	3.375	09/15/27	3.457	50,000			
	TR	NOTE	3.375	09/15/27	3.457	50,000			
	TR	NOTE	3.375	09/15/27	3.457	50,000			
	TR	NOTE	3.375	09/15/27	3.457	50,000			
	TR	NOTE	3.375	09/15/27	3.457	50,000			

### INVESTMENT TRANSACTIONS

<u>DATE</u>	<u>a/</u> <u>TYPE</u>	<u>DESCRIPTION</u>	<u>CPN (%)</u>	<u>MATURITY</u> <u>DATE</u>	<u>b/</u> <u>TRANS</u> <u>YIELD (%)</u>	<u>d/</u> <u>PAR (\$)</u> <u>(000)</u>	<u>DAYS</u> <u>HELD</u>	<u>AMOUNT</u> <u>EARNED (\$)</u>	<u>EFFECTIVE</u> <u>YIELD (%)</u>
<b>09/17/24</b>	<b>PURCHASES (Continued)</b>								
	YCD	DNB	4.880	09/27/24	4.880	50,000			
	YCD	DNB	4.880	09/27/24	4.880	50,000			
	YCD	NORINCHUK	5.030	11/13/24	5.030	50,000			
	YCD	NORINCHUK	5.030	11/13/24	5.030	50,000			
<b>09/18/24</b>	<b>NO REDEMPTIONS</b>								
<b>09/18/24</b>	<b>PURCHASES</b>								
	CB CL	APPLE	3.350	02/09/27	3.674	25,000			
	DEB	FFCB	3.500	09/10/29	3.517	50,000			
	DEB	FFCB	3.500	09/10/29	3.517	50,000			
	DN	FHLB		10/10/24	4.850	50,000			
	DN	FHLB		10/10/24	4.850	50,000			
	DN	FHLB		03/24/25	4.290	50,000			
	DN	FHLB		03/24/25	4.290	50,000			
	DN	FHLB		04/28/25	4.150	50,000			
	DN	FHLB		04/28/25	4.150	50,000			
	TR	BILL		03/13/25	4.435	50,000			
	TR	BILL		03/13/25	4.435	50,000			
	TR	BILL		03/13/25	4.435	50,000			
	TR	BILL		03/13/25	4.435	50,000			
	TR	BILL		03/13/25	4.435	50,000			
	TR	BILL		03/13/25	4.435	50,000			
	TR	BILL		03/13/25	4.435	50,000			
	TR	BILL		03/13/25	4.455	50,000			
	TR	BILL		03/13/25	4.455	50,000			
	TR	BILL		03/13/25	4.460	50,000			
	TR	BILL		03/13/25	4.460	50,000			
	TR	NOTE	3.375	09/15/27	3.508	50,000			
	TR	NOTE	3.375	09/15/27	3.508	50,000			
	TR	NOTE	3.375	09/15/27	3.508	50,000			
	TR	NOTE	3.375	09/15/27	3.508	50,000			
	TR	NOTE	3.375	09/15/27	3.508	50,000			
	TR	NOTE	3.375	09/15/27	3.508	50,000			
<b>09/19/24</b>	<b>NO REDEMPTIONS</b>								
<b>09/19/24</b>	<b>PURCHASES</b>								
	CP	CHARIOT		10/21/24	4.850	50,000			
	DEB	IFC	3.580	09/07/27	3.580	50,000			
	DEB	IFC	3.580	09/07/27	3.580	50,000			
	DN	IBRD		11/12/24	4.680	50,000			

**INVESTMENT TRANSACTIONS**

<u>DATE</u>	<u>TYPE</u>	<u>a/</u> <u>DESCRIPTION</u>	<u>CPN (%)</u>	<u>MATURITY</u> <u>DATE</u>	<u>b/</u> <u>TRANS</u> <u>YIELD (%)</u>	<u>d/</u> <u>PAR (\$)</u> <u>(000)</u>	<u>DAYS</u> <u>HELD</u>	<u>AMOUNT</u> <u>EARNED (\$)</u>	<u>EFFECTIVE</u> <u>YIELD (%)</u>
<b>09/20/24</b>	<b>REDEMPTIONS</b>								
	CB	TOYOTA	4.400	09/20/24	5.767	25,000	346	1,349,388.89	5.781
	CP	RABO NY		09/20/24	5.260	50,000	17	124,194.44	5.346
	CP	RABO NY		09/20/24	5.260	50,000	17	124,194.44	5.346
	CP	RABO NY		09/20/24	5.260	50,000	17	124,194.44	5.346
<b>09/20/24</b>	<b>PURCHASES</b>								
	CB CL	TOYOTA	4.250	08/27/29	4.251	25,000			
	CP	APPLE		10/29/24	4.700	50,000			
	DN	FNMA		10/29/24	4.715	50,000			
	DN	FNMA		10/29/24	4.715	50,000			
	DN	IFC		01/27/25	4.420	50,000			
	DN	IFC		01/27/25	4.420	50,000			
	TR	NOTE	3.375	09/15/27	3.525	50,000			
	TR	NOTE	3.375	09/15/27	3.525	50,000			
	TR	NOTE	4.000	07/31/29	3.499	50,000			
	TR	NOTE	4.000	07/31/29	3.499	50,000			
	TR	NOTE	4.000	07/31/29	3.499	50,000			
	TR	NOTE	4.000	07/31/29	3.499	50,000			
	TR	NOTE	4.000	07/31/29	3.499	50,000			
	TR	NOTE	3.625	08/31/29	3.529	50,000			
	TR	NOTE	3.625	08/31/29	3.529	50,000			
	TR	NOTE	3.625	08/31/29	3.529	50,000			
	YCD	NORINCHUK	4.880	10/28/24	4.880	50,000			
	YCD	NORINCHUK	4.880	10/28/24	4.880	50,000			
	YCD	SCOTIA	4.090	10/01/25	4.090	50,000			
	YCD	SCOTIA	4.090	10/01/25	4.090	50,000			
<b>09/23/24</b>	<b>REDEMPTIONS</b>								
	CP	APPLE		09/23/24	5.290	50,000	38	279,194.44	5.394
	CP	APPLE		09/23/24	5.290	50,000	38	279,194.44	5.394
	CP	NYLIFE STF		09/23/24	5.370	50,000	88	656,333.33	5.517
	CP	CHARIOT		09/23/24	5.360	50,000	97	722,111.11	5.514
	CP	MIZUHO NY		09/23/24	5.350	50,000	98	728,194.44	5.504
	CP	MIZUHO NY		09/23/24	5.350	50,000	98	728,194.44	5.504
	YCD	MUFG BK	5.140	09/23/24	5.140	50,000	7	49,972.22	5.211
	YCD	MUFG BK	5.140	09/23/24	5.140	50,000	7	49,972.22	5.211
	YCD	KBC	5.330	09/23/24	5.330	50,000	59	436,763.89	5.404
	YCD	KBC	5.330	09/23/24	5.330	50,000	59	436,763.89	5.404
	YCD	TORONTO	5.450	09/23/24	5.450	50,000	125	946,180.56	5.526
	YCD	TORONTO	5.450	09/23/24	5.450	50,000	125	946,180.56	5.526
<b>09/23/24</b>	<b>PURCHASES</b>								
	YCD	KBC	4.780	11/25/24	4.780	50,000			
	YCD	KBC	4.780	11/25/24	4.780	50,000			

**INVESTMENT TRANSACTIONS**

<u>DATE</u>	<u>TYPE</u>	<u>a/</u> <u>DESCRIPTION</u>	<u>CPN (%)</u>	<u>MATURITY</u> <u>DATE</u>	<u>b/</u> <u>TRANS</u> <u>YIELD (%)</u>	<u>d/</u> <u>PAR (\$)</u> <u>(000)</u>	<u>DAYS</u> <u>HELD</u>	<u>AMOUNT</u> <u>EARNED (\$)</u>	<u>EFFECTIVE</u> <u>YIELD (%)</u>
09/24/24	<b>REDEMPTIONS</b>								
	CP	PEPSICO		09/24/24	5.150	50,000	189	1,351,875.00	5.367
	DN	FFCB		09/24/24	5.020	50,000	173	1,206,194.44	5.216
	DN	FFCB		09/24/24	5.020	50,000	173	1,206,194.44	5.216
	DN	FHLB		09/24/24	5.060	50,000	173	1,215,805.56	5.258
	DN	FHLB		09/24/24	5.060	50,000	173	1,215,805.56	5.258
	DN	FHLB		09/24/24	5.060	50,000	173	1,215,805.56	5.258
	DN	FHLB		09/24/24	5.060	50,000	173	1,215,805.56	5.258
	DN	FHLB		09/24/24	5.030	50,000	186	1,299,416.67	5.236
	DN	FHLB		09/24/24	5.030	50,000	186	1,299,416.67	5.236
	DN	FHLMC		09/24/24	5.000	50,000	189	1,312,500.00	5.206
	DN	FHLMC		09/24/24	5.000	50,000	189	1,312,500.00	5.206
	DN	FHLB		09/24/24	5.060	50,000	193	1,356,361.11	5.273
	DN	FHLB		09/24/24	5.060	50,000	193	1,356,361.11	5.273
	DN	FHLB		09/24/24	5.040	50,000	195	1,365,000.00	5.253
	DN	FHLB		09/24/24	5.040	50,000	195	1,365,000.00	5.253
	DN	FFCB		09/24/24	4.990	50,000	196	1,358,388.89	5.201
	DN	FFCB		09/24/24	4.990	50,000	196	1,358,388.89	5.201
	TR	BILL		09/24/24	5.208	50,000	99	716,031.25	5.357
	TR	BILL		09/24/24	5.208	50,000	99	716,031.25	5.357
	TR	BILL		09/24/24	5.208	50,000	99	716,031.25	5.357
	TR	BILL		09/24/24	5.210	50,000	99	716,375.00	5.359
	TR	BILL		09/24/24	5.210	50,000	99	716,375.00	5.359
	TR	BILL		09/24/24	5.210	50,000	99	716,375.00	5.359
	TR	BILL		09/24/24	5.210	50,000	99	716,375.00	5.359
	TR	BILL		09/24/24	5.210	50,000	99	716,375.00	5.359
	TR	BILL		09/24/24	5.210	50,000	99	716,375.00	5.359
	TR	BILL		09/24/24	5.210	50,000	99	716,375.00	5.359
	TR	BILL		09/24/24	5.210	50,000	99	716,375.00	5.359
	TR	BILL		09/24/24	5.210	50,000	99	716,375.00	5.359
	TR	BILL		09/24/24	5.215	50,000	99	717,062.50	5.364
	TR	BILL		09/24/24	5.215	50,000	99	717,062.50	5.364
	TR	BILL		09/24/24	5.215	50,000	99	717,062.50	5.364
	TR	BILL		09/24/24	5.215	50,000	99	717,062.50	5.364
	TR	BILL		09/24/24	5.215	50,000	99	717,062.50	5.364
	TR	BILL		09/24/24	5.215	50,000	99	717,062.50	5.364
	TR	BILL		09/24/24	5.215	50,000	99	717,062.50	5.364
	TR	BILL		09/24/24	5.218	50,000	99	717,406.25	5.367
	TR	BILL		09/24/24	5.218	50,000	99	717,406.25	5.367
	TR	BILL		09/24/24	5.218	50,000	99	717,406.25	5.367
	TR	BILL		09/24/24	5.218	50,000	99	717,406.25	5.367
	TR	BILL		09/24/24	5.200	50,000	102	736,666.67	5.351
	TR	BILL		09/24/24	5.200	50,000	102	736,666.67	5.351
	TR	BILL		09/24/24	5.200	50,000	102	736,666.67	5.351
	TR	BILL		09/24/24	5.205	50,000	102	737,375.00	5.356
	TR	BILL		09/24/24	5.205	50,000	102	737,375.00	5.356
	TR	BILL		09/24/24	5.205	50,000	102	737,375.00	5.356
	TR	BILL		09/24/24	5.205	50,000	102	737,375.00	5.356
	TR	BILL		09/24/24	5.205	50,000	102	737,375.00	5.356
	TR	BILL		09/24/24	5.205	50,000	102	737,375.00	5.356
	TR	BILL		09/24/24	5.220	50,000	104	754,000.00	5.374
	TR	BILL		09/24/24	5.220	50,000	104	754,000.00	5.374
	TR	BILL		09/24/24	5.220	50,000	104	754,000.00	5.374

**INVESTMENT TRANSACTIONS**

<u>DATE</u>	<u>a/</u> <u>TYPE</u>	<u>DESCRIPTION</u>	<u>CPN (%)</u>	<u>MATURITY</u> <u>DATE</u>	<u>b/</u> <u>TRANS</u> <u>YIELD (%)</u>	<u>d/</u> <u>PAR (\$)</u> <u>(000)</u>	<u>DAYS</u> <u>HELD</u>	<u>AMOUNT</u> <u>EARNED (\$)</u>	<u>EFFECTIVE</u> <u>YIELD (%)</u>
<b>09/24/24</b>	<b>REDEMPTIONS (Continued)</b>								
	TR	BILL		09/24/24	5.220	50,000	111	804,750.00	5.379
	TR	BILL		09/24/24	5.220	50,000	111	804,750.00	5.379
	TR	BILL		09/24/24	5.220	50,000	111	804,750.00	5.379
	TR	BILL		09/24/24	5.220	50,000	111	804,750.00	5.379
	TR	BILL		09/24/24	5.220	50,000	111	804,750.00	5.379
	TR	BILL		09/24/24	5.220	50,000	111	804,750.00	5.379
	TR	BILL		09/24/24	5.210	50,000	113	817,680.56	5.370
	TR	BILL		09/24/24	5.210	50,000	113	817,680.56	5.370
	TR	BILL		09/24/24	5.215	50,000	113	818,465.28	5.375
	TR	BILL		09/24/24	5.215	50,000	113	818,465.28	5.375
	TR	BILL		09/24/24	5.226	50,000	117	849,143.75	5.390
	TR	BILL		09/24/24	5.226	50,000	117	849,143.75	5.390
	TR	BILL		09/24/24	5.226	50,000	117	849,143.75	5.390
	TR	BILL		09/24/24	5.230	50,000	117	849,875.00	5.394
	TR	BILL		09/24/24	5.230	50,000	117	849,875.00	5.394
	TR	BILL		09/24/24	5.230	50,000	117	849,875.00	5.394
	TR	BILL		09/24/24	5.240	50,000	118	858,777.78	5.406
	TR	BILL		09/24/24	5.240	50,000	118	858,777.78	5.406
	TR	BILL		09/24/24	5.240	50,000	118	858,777.78	5.406
	TR	BILL		09/24/24	5.241	50,000	118	858,941.67	5.407
	TR	BILL		09/24/24	5.241	50,000	118	858,941.67	5.407
	TR	BILL		09/24/24	5.241	50,000	118	858,941.67	5.407
	TR	BILL		09/24/24	5.241	50,000	119	866,220.83	5.407
	TR	BILL		09/24/24	5.241	50,000	119	866,220.83	5.407
	TR	BILL		09/24/24	5.241	50,000	119	866,220.83	5.407
	TR	BILL		09/24/24	5.243	50,000	119	866,468.75	5.409
	TR	BILL		09/24/24	5.243	50,000	119	866,468.75	5.409
	TR	BILL		09/24/24	5.243	50,000	119	866,468.75	5.409
	YCD	FORTIS	5.450	09/24/24	5.450	50,000	162	1,226,250.00	5.526
	YCD	FORTIS	5.450	09/24/24	5.450	50,000	162	1,226,250.00	5.526
	YCD	CIBC	5.400	09/24/24	5.400	50,000	190	1,425,000.00	5.475
	YCD	CIBC	5.400	09/24/24	5.400	50,000	190	1,425,000.00	5.475
	YCD	SVENSKA	5.350	09/24/24	5.350	50,000	196	1,456,388.89	5.424
	YCD	SVENSKA	5.350	09/24/24	5.350	50,000	196	1,456,388.89	5.424
<b>09/24/24</b>	<b>PURCHASES</b>								
	CP	APPLE		10/29/24	4.700	50,000			
	CP	MUFG BK		11/12/24	4.770	50,000			
	CP	MUFG BK		11/12/24	4.770	50,000			
	DEB	FHLB	4.125	09/10/27	3.533	50,000			
	DEB	FHLB	4.125	09/10/27	3.533	50,000			
	DN	FHLMC		10/29/24	4.620	50,000			
	DN	FHLMC		10/29/24	4.620	50,000			
	DN	FHLMC		10/29/24	4.620	50,000			
	DN	FFCB		03/03/25	4.230	50,000			
	DN	FFCB		03/03/25	4.230	50,000			

### INVESTMENT TRANSACTIONS

<u>DATE</u>	<u>TYPE</u>	<u>a/</u> <u>DESCRIPTION</u>	<u>CPN (%)</u>	<u>MATURITY</u> <u>DATE</u>	<u>b/</u> <u>TRANS</u> <u>YIELD (%)</u>	<u>d/</u> <u>PAR (\$)</u> <u>(000)</u>	<u>DAYS</u> <u>HELD</u>	<u>AMOUNT</u> <u>EARNED (\$)</u>	<u>EFFECTIVE</u> <u>YIELD (%)</u>
<b>09/24/24</b>	<b>PURCHASES (Continued)</b>								
	DN	FHLB		03/21/25	4.190	50,000			
	DN	FHLB		03/21/25	4.190	50,000			
	DN	FHLB		03/28/25	4.150	50,000			
	DN	FHLB		03/28/25	4.150	50,000			
	DN	FHLB		04/01/25	4.145	50,000			
	DN	FHLB		04/01/25	4.145	50,000			
	DN	FFCB		04/01/25	4.150	50,000			
	DN	FFCB		04/01/25	4.150	50,000			
	TR	BILL		12/24/24	4.502	50,000			
	TR	BILL		12/24/24	4.502	50,000			
	TR	BILL		12/24/24	4.502	50,000			
	TR	BILL		12/24/24	4.505	50,000			
	TR	BILL		12/24/24	4.505	50,000			
	TR	BILL		12/24/24	4.505	50,000			
	TR	BILL		12/24/24	4.505	50,000			
	TR	BILL		02/27/25	4.292	50,000			
	TR	BILL		02/27/25	4.292	50,000			
	TR	BILL		02/27/25	4.305	50,000			
	TR	BILL		02/27/25	4.305	50,000			
	TR	BILL		02/27/25	4.305	50,000			
	TR	BILL		02/27/25	4.305	50,000			
	TR	BILL		03/13/25	4.315	50,000			
	TR	BILL		03/13/25	4.315	50,000			
	TR	BILL		03/13/25	4.315	50,000			
	TR	BILL		03/13/25	4.315	50,000			
	TR	BILL		03/13/25	4.315	50,000			
	TR	BILL		03/13/25	4.315	50,000			
	TR	BILL		03/13/25	4.315	50,000			
	TR	BILL		03/13/25	4.315	50,000			
	TR	BILL		03/13/25	4.318	50,000			
	TR	BILL		03/13/25	4.318	50,000			
	TR	BILL		03/13/25	4.318	50,000			
	YCD	SVENSKA	4.680	12/30/24	4.680	50,000			
	YCD	SVENSKA	4.680	12/30/24	4.680	50,000			
	YCD	NORDEA ABP	4.420	03/24/25	4.420	50,000			
	YCD	NORDEA ABP	4.420	03/24/25	4.420	50,000			
	YCD	TORONTO	4.470	04/01/25	4.470	50,000			
	YCD	TORONTO	4.470	04/01/25	4.470	50,000			
	YCD	SOC GEN	4.330	05/28/25	4.330	50,000			
	YCD	SOC GEN	4.330	05/28/25	4.330	50,000			
<b>09/25/24</b>	<b>NO REDEMPTIONS</b>								
<b>09/25/24</b>	<b>PURCHASES</b>								
	CP	BNP NY		09/27/24	4.800	50,000			
	CP	BNP NY		09/27/24	4.800	50,000			
	CP	RABO NY		09/27/24	4.810	50,000			
	CP	RABO NY		09/27/24	4.810	50,000			
	CP	CHARIOT		11/15/24	4.800	50,000			

**INVESTMENT TRANSACTIONS**

<u>DATE</u>	<u>a/</u> <u>TYPE</u>	<u>DESCRIPTION</u>	<u>CPN (%)</u>	<u>MATURITY</u> <u>DATE</u>	<u>b/</u> <u>TRANS</u> <u>YIELD (%)</u>	<u>d/</u> <u>PAR (\$)</u> <u>(000)</u>	<u>DAYS</u> <u>HELD</u>	<u>AMOUNT</u> <u>EARNED (\$)</u>	<u>EFFECTIVE</u> <u>YIELD (%)</u>
<b>09/25/24</b>	<b>PURCHASES (Continued)</b>								
	CP	SHEFFIELD		12/30/24	4.670	50,000			
	CP	SHEFFIELD		12/30/24	4.670	50,000			
	CP	LIBERTY		01/13/25	4.580	50,000			
	CP	LIBERTY		01/13/25	4.580	50,000			
	DEB	IFC	3.680	09/01/26	3.681	50,000			
	DEB	IFC	3.680	09/01/26	3.681	50,000			
	DEB	IFC	3.680	09/01/26	3.681	50,000			
	DN	IBRD		10/29/24	4.630	50,000			
	DN	IBRD		10/29/24	4.630	50,000			
	DN	IBRD		11/12/24	4.620	50,000			
	DN	IBRD		11/12/24	4.620	50,000			
	TR	BILL		03/13/25	4.260	50,000			
	TR	BILL		03/13/25	4.260	50,000			
	TR	BILL		03/13/25	4.260	50,000			
	YCD	SUMI TRUST	4.590	01/13/25	4.590	50,000			
	YCD	SUMI TRUST	4.590	01/13/25	4.590	50,000			
	YCD	CIBC	4.180	07/01/25	4.180	50,000			
	YCD	CIBC	4.180	07/01/25	4.180	50,000			
<b>09/26/24</b>	<b>REDEMPTIONS</b>								
	CP	CR AG NY		09/26/24	4.990	50,000	10	69,305.56	5.066
	CP	CR AG NY		09/26/24	4.990	50,000	10	69,305.56	5.066
	CP	CR AG NY		09/26/24	4.990	50,000	10	69,305.56	5.066
	CP	MUFG BK		09/26/24	5.280	50,000	37	271,333.33	5.383
	CP	MUFG BK		09/26/24	5.280	50,000	37	271,333.33	5.383
	CP	ING FDL		09/26/24	5.290	50,000	183	1,344,541.67	5.512
	CP	ING FDL		09/26/24	5.290	50,000	183	1,344,541.67	5.512
	TR	BILL		09/26/24	5.165	50,000	146	1,047,347.22	5.349
	TR	BILL		09/26/24	5.165	50,000	146	1,047,347.22	5.349
	TR	BILL		09/26/24	5.165	50,000	146	1,047,347.22	5.349
	TR	BILL		09/26/24	5.170	50,000	146	1,048,361.11	5.354
	TR	BILL		09/26/24	5.170	50,000	146	1,048,361.11	5.354
	TR	BILL		09/26/24	5.170	50,000	146	1,048,361.11	5.354
	TR	BILL		09/26/24	5.160	50,000	160	1,146,666.67	5.354
	TR	BILL		09/26/24	5.160	50,000	160	1,146,666.67	5.354
	TR	BILL		09/26/24	5.160	50,000	160	1,146,666.67	5.354
	TR	BILL		09/26/24	5.162	50,000	160	1,147,111.11	5.357
	TR	BILL		09/26/24	5.162	50,000	160	1,147,111.11	5.357
	TR	BILL		09/26/24	5.162	50,000	160	1,147,111.11	5.357
	TR	BILL		09/26/24	5.143	50,000	167	1,192,774.31	5.341
	TR	BILL		09/26/24	5.143	50,000	167	1,192,774.31	5.341
	TR	BILL		09/26/24	5.143	50,000	167	1,192,774.31	5.341
	TR	BILL		09/26/24	5.145	50,000	167	1,193,354.17	5.344
	TR	BILL		09/26/24	5.145	50,000	167	1,193,354.17	5.344
	TR	BILL		09/26/24	5.145	50,000	167	1,193,354.17	5.344





**INVESTMENT TRANSACTIONS**

<u>DATE</u>	<u>TYPE</u>	<u>a/</u> <u>DESCRIPTION</u>	<u>CPN (%)</u>	<u>MATURITY</u> <u>DATE</u>	<u>b/</u> <u>TRANS</u> <u>YIELD (%)</u>	<u>d/</u> <u>PAR (\$)</u> <u>(000)</u>	<u>DAYS</u> <u>HELD</u>	<u>AMOUNT</u> <u>EARNED (\$)</u>	<u>EFFECTIVE</u> <u>YIELD (%)</u>
<b>09/26/24</b>	<b>REDEMPTIONS (Continued)</b>								
	TR	BILL		09/26/24	5.110	50,000	182	1,291,694.44	5.318
	TR	BILL		09/26/24	5.110	50,000	182	1,291,694.44	5.318
	TR	BILL		09/26/24	5.110	50,000	182	1,291,694.44	5.318
	YCD	DNB	5.100	09/26/24	5.100	50,000	14	99,166.67	5.171
	YCD	DNB	5.100	09/26/24	5.100	50,000	14	99,166.67	5.171
	YCD	MUFG BK	5.250	09/26/24	5.250	50,000	29	211,458.33	5.323
	YCD	MUFG BK	5.250	09/26/24	5.250	50,000	29	211,458.33	5.323
	YCD	NORINCHUK	5.380	09/26/24	5.380	50,000	36	269,000.00	5.455
	YCD	NORINCHUK	5.380	09/26/24	5.380	50,000	36	269,000.00	5.455
<b>09/26/24</b>	<b>PURCHASES</b>								
	CP	CAFCO		01/15/25	4.560	50,000			
	CP	CAFCO		01/15/25	4.560	50,000			
	DN	FFCB		03/11/25	4.150	50,000			
	DN	FFCB		03/11/25	4.150	50,000			
	DN	FHLB		03/11/25	4.195	50,000			
	DN	FHLB		03/11/25	4.195	50,000			
	DN	IBRD		03/11/25	4.220	50,000			
	DN	IBRD		03/11/25	4.220	50,000			
	DN	IBRD		03/21/25	4.220	50,000			
	DN	IBRD		03/21/25	4.220	50,000			
	DN	IBRD		03/24/25	4.240	50,000			
	DN	IBRD		03/24/25	4.240	50,000			
	TR	BILL		03/13/25	4.275	50,000			
	TR	BILL		03/13/25	4.275	50,000			
	TR	BILL		03/13/25	4.275	50,000			
	TR	BILL		03/13/25	4.275	50,000			
	TR	BILL		03/27/25	4.225	50,000			
	TR	BILL		03/27/25	4.225	50,000			
	TR	BILL		03/27/25	4.250	50,000			
	TR	BILL		03/27/25	4.250	50,000			
	TR	BILL		03/27/25	4.250	50,000			
	TR	BILL		03/27/25	4.250	50,000			
	TR	BILL		03/27/25	4.250	50,000			
	TR	NOTE	4.000	06/30/28	4.820	50,000			
	TR	NOTE	4.000	06/30/28	4.820	50,000			
	TR	NOTE	4.000	06/30/28	4.820	50,000			
	TR	NOTE	4.000	06/30/28	4.820	50,000			
<b>09/26/24</b>	<b>PURCHASES c/</b>								
	TR	NOTE	4.000	09/27/24	4.820	50,000			
	TR	NOTE	4.000	09/27/24	4.820	50,000			
	TR	NOTE	4.000	09/27/24	4.820	50,000			
	TR	NOTE	4.000	09/27/24	4.820	50,000			

### INVESTMENT TRANSACTIONS

<u>DATE</u>	<u>TYPE</u>	<u>a/</u> <u>DESCRIPTION</u>	<u>CPN (%)</u>	<u>MATURITY</u> <u>DATE</u>	<u>b/</u> <u>TRANS</u> <u>YIELD (%)</u>	<u>d/</u> <u>PAR (\$)</u> <u>(000)</u>	<u>DAYS</u> <u>HELD</u>	<u>AMOUNT</u> <u>EARNED (\$)</u>	<u>EFFECTIVE</u> <u>YIELD (%)</u>
<b>09/27/24</b>	<b>REDEMPTIONS</b>								
	CP	BNP NY		09/27/24	4.800	50,000	2	13,333.33	4.868
	CP	BNP NY		09/27/24	4.800	50,000	2	13,333.33	4.868
	CP	RABO NY		09/27/24	4.810	50,000	2	13,361.11	4.878
	CP	RABO NY		09/27/24	4.810	50,000	2	13,361.11	4.878
	CP	SHEFFIELD		09/27/24	5.370	50,000	101	753,291.67	5.528
	CP	SHEFFIELD		09/27/24	5.370	50,000	101	753,291.67	5.528
	CP	GOTHAM		09/27/24	5.340	50,000	102	756,500.00	5.497
	CP	PEPSICO		09/27/24	5.290	50,000	119	874,319.44	5.459
	CP	CRC		09/27/24	5.370	50,000	150	1,118,750.00	5.569
	CP	UNITEDHEALTH		09/27/24	5.400	50,000	162	1,215,000.00	5.611
	CP	UNITEDHEALTH		09/27/24	5.400	50,000	162	1,215,000.00	5.611
	CP	NATIXIS NY		09/27/24	5.260	50,000	164	1,198,111.11	5.464
	CP	NATIXIS NY		09/27/24	5.260	50,000	164	1,198,111.11	5.464
	CP	RBC NY		09/27/24	5.230	50,000	185	1,343,819.44	5.449
	CP	RBC NY		09/27/24	5.230	50,000	185	1,343,819.44	5.449
	DN	FHLMC		09/27/24	5.205	50,000	59	426,520.80	5.323
	DN	FHLMC		09/27/24	5.205	50,000	59	426,520.80	5.323
	DN	FHLB		09/27/24	5.095	50,000	163	1,153,451.39	5.288
	DN	FHLB		09/27/24	5.095	50,000	163	1,153,451.39	5.288
	DN	FHLB		09/27/24	5.125	50,000	163	1,160,243.06	5.320
	DN	FHLB		09/27/24	5.125	50,000	163	1,160,243.06	5.320
	DN	FNMA		09/27/24	5.070	50,000	168	1,183,000.00	5.265
	DN	FNMA		09/27/24	5.070	50,000	168	1,183,000.00	5.265
	DN	FFCB		09/27/24	5.030	50,000	178	1,243,527.78	5.230
	DN	FFCB		09/27/24	5.030	50,000	178	1,243,527.78	5.230
	DN	FFCB		09/27/24	5.000	50,000	186	1,291,666.67	5.204
	DN	FFCB		09/27/24	5.000	50,000	186	1,291,666.67	5.204
	DN	FHLB		09/27/24	5.030	50,000	189	1,320,375.00	5.238
	DN	FHLB		09/27/24	5.030	50,000	189	1,320,375.00	5.238
	DN	FHLB		09/27/24	5.060	50,000	191	1,342,305.56	5.272
	DN	FHLB		09/27/24	5.060	50,000	191	1,342,305.56	5.272
	DN	IBRD		09/27/24	5.000	50,000	193	1,340,277.78	5.209
	DN	IBRD		09/27/24	5.000	50,000	193	1,340,277.78	5.209
	DN	FHLB		09/27/24	5.050	50,000	197	1,381,736.11	5.266
	DN	FHLB		09/27/24	5.050	50,000	197	1,381,736.11	5.266
	YCD	DNB	4.880	09/27/24	4.880	50,000	10	67,777.78	4.948
	YCD	DNB	4.880	09/27/24	4.880	50,000	10	67,777.78	4.948
	YCD	SUMI TRUST	5.450	09/27/24	5.450	50,000	115	870,486.11	5.526
	YCD	SUMI TRUST	5.450	09/27/24	5.450	50,000	115	870,486.11	5.526
	YCD	CR AG CIB	5.430	09/27/24	5.430	50,000	176	1,327,333.33	5.505
	YCD	CR AG CIB	5.430	09/27/24	5.430	50,000	176	1,327,333.33	5.505
<b>09/27/24</b>	<b>REDEMPTIONS <u>c/</u></b>								
	TR	NOTE	4.000	09/27/24	4.820	50,000	1	6,694.44	4.886
	TR	NOTE	4.000	09/27/24	4.820	50,000	1	6,694.44	4.886
	TR	NOTE	4.000	09/27/24	4.820	50,000	1	6,694.44	4.886
	TR	NOTE	4.000	09/27/24	4.820	50,000	1	6,694.44	4.886

**INVESTMENT TRANSACTIONS**

<u>DATE</u>	<u>TYPE</u>	<u>a/</u> <u>DESCRIPTION</u>	<u>CPN (%)</u>	<u>MATURITY</u> <u>DATE</u>	<u>b/</u> <u>TRANS</u> <u>YIELD (%)</u>	<u>d/</u> <u>PAR (\$)</u> <u>(000)</u>	<u>DAYS</u> <u>HELD</u>	<u>AMOUNT</u> <u>EARNED (\$)</u>	<u>EFFECTIVE</u> <u>YIELD (%)</u>
09/27/24	<b>NO PURCHASES</b>								
09/30/24	<b>REDEMPTIONS</b>								
	TR	NOTE	4.250	09/30/24	4.319	50,000	621	3,666,423.42	4.327
	TR	NOTE	4.250	09/30/24	4.319	50,000	621	3,666,423.42	4.327
	TR	NOTE	4.250	09/30/24	4.319	50,000	621	3,666,423.42	4.327
	TR	NOTE	4.250	09/30/24	4.321	50,000	621	3,668,376.54	4.329
	TR	NOTE	4.250	09/30/24	4.321	50,000	621	3,668,376.54	4.329
	TR	NOTE	4.250	09/30/24	4.321	50,000	621	3,668,376.54	4.329
	TR	NOTE	4.250	09/30/24	4.406	50,000	628	3,779,554.42	4.417
	TR	NOTE	4.250	09/30/24	4.406	50,000	628	3,779,554.42	4.417
	TR	NOTE	4.250	09/30/24	4.406	50,000	628	3,779,554.42	4.417
	TR	NOTE	4.250	09/30/24	4.406	50,000	628	3,779,554.42	4.417
	TR	NOTE	4.250	09/30/24	4.406	50,000	628	3,779,554.42	4.417
	TR	NOTE	4.250	09/30/24	4.406	50,000	628	3,779,554.42	4.417
	TR	NOTE	4.250	09/30/24	4.216	50,000	725	4,183,722.53	4.221
	TR	NOTE	4.250	09/30/24	4.216	50,000	725	4,183,722.53	4.221
	TR	NOTE	4.250	09/30/24	4.216	50,000	725	4,183,722.53	4.221
	TR	NOTE	2.125	09/30/24	3.355	50,000	838	3,783,277.83	3.396
	TR	NOTE	2.125	09/30/24	3.355	50,000	838	3,783,277.83	3.396
	TR	NOTE	2.125	09/30/24	3.359	50,000	838	3,787,184.08	3.400
	TR	NOTE	2.125	09/30/24	3.359	50,000	838	3,787,184.08	3.400
	TR	NOTE	1.500	09/30/24	2.678	50,000	908	3,268,954.92	2.711
	TR	NOTE	1.500	09/30/24	2.678	50,000	908	3,268,954.92	2.711
	TR	NOTE	1.500	09/30/24	2.678	50,000	908	3,268,954.92	2.711
	TR	NOTE	1.500	09/30/24	2.678	50,000	908	3,268,954.92	2.711
	TR	NOTE	1.500	09/30/24	2.678	50,000	908	3,268,954.92	2.711
	TR	NOTE	1.500	09/30/24	2.678	50,000	908	3,268,954.92	2.711
	TR	NOTE	1.500	09/30/24	2.678	50,000	908	3,268,954.92	2.711
	TR	NOTE	1.500	09/30/24	2.681	50,000	908	3,272,861.17	2.715
	TR	NOTE	1.500	09/30/24	2.681	50,000	908	3,272,861.17	2.715
	TR	NOTE	1.500	09/30/24	2.681	50,000	908	3,272,861.17	2.715
	TR	NOTE	1.500	09/30/24	1.950	50,000	928	2,458,533.65	1.961
	TR	NOTE	1.500	09/30/24	1.950	50,000	928	2,458,533.65	1.961
	TR	NOTE	1.500	09/30/24	1.950	50,000	928	2,458,533.65	1.961
	TR	NOTE	1.500	09/30/24	1.950	50,000	928	2,458,533.65	1.961
	TR	NOTE	1.500	09/30/24	1.950	50,000	928	2,458,533.65	1.961
	TR	NOTE	1.500	09/30/24	1.950	50,000	928	2,458,533.65	1.961
	TR	NOTE	1.500	09/30/24	1.950	50,000	928	2,458,533.65	1.961
	TR	NOTE	1.500	09/30/24	0.929	50,000	1005	1,289,062.50	0.925
	TR	NOTE	1.500	09/30/24	0.929	50,000	1005	1,289,062.50	0.925
	TR	NOTE	1.500	09/30/24	0.929	50,000	1005	1,289,062.50	0.925
	TR	NOTE	1.500	09/30/24	0.726	50,000	1075	1,081,730.77	0.720
	TR	NOTE	1.500	09/30/24	0.726	50,000	1075	1,081,730.77	0.720
	TR	NOTE	1.500	09/30/24	0.726	50,000	1075	1,081,730.77	0.720
	TR	NOTE	1.500	09/30/24	0.726	50,000	1075	1,081,730.77	0.720

### INVESTMENT TRANSACTIONS

<u>DATE</u>	<u>TYPE</u>	<u>a/</u> <u>DESCRIPTION</u>	<u>CPN (%)</u>	<u>MATURITY</u> <u>DATE</u>	<u>b/</u> <u>TRANS</u> <u>YIELD (%)</u>	<u>d/</u> <u>PAR (\$)</u> <u>(000)</u>	<u>DAYS</u> <u>HELD</u>	<u>AMOUNT</u> <u>EARNED (\$)</u>	<u>EFFECTIVE</u> <u>YIELD (%)</u>
<b>09/30/24</b>	<b>REDEMPTIONS (Continued)</b>								
	TR	NOTE	1.500	09/30/24	0.410	50,000	1225	701,844.26	0.405
	TR	NOTE	1.500	09/30/24	0.410	50,000	1225	701,844.26	0.405
	TR	NOTE	1.500	09/30/24	0.410	50,000	1225	701,844.26	0.405
	TR	NOTE	1.500	09/30/24	0.410	50,000	1225	701,844.26	0.405
	TR	NOTE	1.500	09/30/24	0.410	50,000	1225	701,844.26	0.405
	TR	NOTE	1.500	09/30/24	0.411	50,000	1225	703,797.38	0.406
	TR	NOTE	1.500	09/30/24	0.411	50,000	1225	703,797.38	0.406
	TR	NOTE	1.500	09/30/24	0.411	50,000	1225	703,797.38	0.406
<b>09/30/24</b>	<b>PURCHASES</b>								
	CP	APPLE		11/04/24	4.700	50,000			
	CP	APPLE		11/04/24	4.700	50,000			
	CP	CRC		01/13/25	4.570	50,000			
	CP	GOTHAM		01/15/25	4.560	50,000			
	CP	GOTHAM		01/15/25	4.560	50,000			
	DN	FHLB		01/13/25	4.435	50,000			
	DN	FHLB		01/13/25	4.435	50,000			
	DN	IBRD		03/11/25	4.230	50,000			
	DN	IBRD		03/11/25	4.230	50,000			
	TR	NOTE	1.125	01/15/25	4.476	50,000			
	TR	NOTE	1.125	01/15/25	4.476	50,000			
	TR	NOTE	1.125	01/15/25	4.476	50,000			
	TR	BILL		03/13/25	4.275	50,000			
	TR	BILL		03/13/25	4.275	50,000			
	TR	BILL		03/13/25	4.275	50,000			
	TR	BILL		03/13/25	4.275	50,000			
	TR	NOTE	3.500	09/30/26	3.598	50,000			
	TR	NOTE	3.500	09/30/26	3.598	50,000			
	TR	NOTE	3.500	09/30/26	3.598	50,000			
	TR	NOTE	3.500	09/30/26	3.614	50,000			
	TR	NOTE	3.500	09/30/26	3.614	50,000			
	TR	NOTE	3.500	09/30/26	3.614	50,000			
	YCD	DNB	4.800	10/11/24	4.800	50,000			
	YCD	DNB	4.800	10/11/24	4.800	50,000			
	YCD	MUFG BK	4.650	01/15/25	4.650	50,000			
	YCD	MUFG BK	4.650	01/15/25	4.650	50,000			

## FOOTNOTES

- a/** The abbreviations indicate the type of security purchased, sold, or redeemed:
- |        |  |
|--------|--|
| BA     | Bankers Acceptances  |
| BN     | Bank Notes   |
| CB     | Corporate Bonds  |
| CB CL  | Callable Corporate Bonds   |
| CB FR  | Floating Rate Corporate Bonds  |
| CD     | Negotiable Certificates of Deposit   |
| CD FR  | Floating Rate Negotiable Certificates of Deposit   |
| CP     | Commercial Paper   |
| DEB    | Federal/Supranational Agency Debentures – Federal Home Loan Bank (FHLB), Federal Home Loan Mortgage Corporation (FHLMC), Federal National Mortgage Association (FNMA), Federal Farm Credit Bank (FFCB), Federal Land Banks (FLB), Federal Intermediate Credit Banks (FICB), Federal Agricultural Mortgage Corporation (FAMC), Central Bank for Cooperatives (CBC), Tennessee Valley Authority (TVA), Commodity Credit Corporation (CCC), International Bank for Reconstruction and Development (IBRD), Inter-American Development Bank (IADB), International Finance Corporation (IFC), Government Development Bank for Puerto Rico (DBPR), European Bank for Reconstruction and Development (EBRD), European Investment Bank (EIB). |
| DEB CL | Federal/Supranational Agency Callable Debentures – FHLB, FHLMC, FNMA, FFCB, FLB, FICB, FAMC, CBC, TVA, CCC, IBRD, IADB, IFC, DBPR, EBRD, EIB, DBPR, EBRD, EIB.   |
| DEB FR | Federal/Supranational Agency Floating Rate Debentures – FHLB, FHLMC, FNMA, FFCB, FLB, FICB, FAMC, CBC, TVA, CCC, IBRD, IADB, IFC, DBPR, EBRD, EIB.   |
| DN     | Federal/Supranational Agency Discount Notes- FHLB, FHLMC, FNMA, FFCB, FLB, FICB, FAMC, CBC, TVA, CCC, IBRD, IADB, IFC, DBPR, EBRD, EIB.  |
| PC     | Federal Agency Mortgage-backed Pass-through Certificates – FHLMC, FNMA, Government National Mortgage Investment Conduit (GNMA)   |
| SBA FR | Floating Rate Small Business Administration (SBA) Loan Pools   |
| REMIC  | Federal Agency Real Estate Mortgage Investment Conduits – FHLMC, FNMA  |
| TR     | U.S. Treasury Bills, Notes   |
| YCD    | Negotiable Yankee Certificates of Deposit  |
| YCD FR | Floating Rate Negotiable Yankee Certificates of Deposit  |
- b/** Industry standard purchase yield calculation
- c/** Repurchase Agreement
- d/** Par amount of securities purchased, sold or redeemed
- e/** Securities were purchased and sold as of the same date
- f/** Repurchase Agreement against Reverse Repurchase Agreement
- g/** Outright purchase against Reverse Repurchase Agreement
- h/** Security “SWAP” transactions
- i/** Buy back agreement
- |     |   |
|-----|---|
| RRP | Termination of Reverse Repurchase Agreement |
| RRS | Reverse Repurchase Agreement                |

**TIME DEPOSITS**

<u>FINANCIAL INSTITUTION</u>	<u>DEPOSIT DATE</u>	<u>YIELD (%)</u>	<u>PAR AMOUNT (\$)</u>	<u>MATURITY DATE</u>
<b>ALHAMBRA</b>				
New Omni Bank, N.A.	04/11/24	5.110	9,000,000.00	10/10/24
New Omni Bank, N.A.	05/16/24	5.170	15,000,000.00	11/14/24
New Omni Bank, N.A.	08/28/24	5.010	8,000,000.00	11/20/24
New Omni Bank, N.A.	09/13/24	4.880	30,000,000.00	12/13/24
<b>BREA</b>				
American First Credit Union	06/14/24	5.190	23,000,000.00	12/13/24
American First Credit Union	09/04/24	4.740	27,000,000.00	03/05/25
<b>CHICO</b>				
Tri Counties Bank	09/04/24	5.030	50,000,000.00	12/04/24
Tri Counties Bank	07/26/24	5.020	50,000,000.00	01/24/25
<b>DIAMOND BAR</b>				
Prospectors Federal Credit Union	08/29/24	5.050	2,000,000.00	11/21/24
<b>DOWNEY</b>				
Financial Partners Credit Union	07/03/24	5.180	10,000,000.00	01/02/25
Financial Partners Credit Union	07/25/24	5.050	20,000,000.00	01/23/25
<b>EL CENTRO</b>				
Community Valley Bank	07/05/24	5.130	8,000,000.00	01/03/25
<b>EL MONTE</b>				
Cathay Bank	05/09/24	5.200	125,000,000.00	11/07/24
Cathay Bank	05/22/24	5.210	100,000,000.00	11/20/24
Cathay Bank	08/15/24	4.800	50,000,000.00	02/13/25
Cathay Bank	09/12/24	4.550	25,000,000.00	03/13/25
<b>FRESNO</b>				
FFB (FKA Fresno First Bank)	04/04/24	5.120	2,000,000.00	10/03/24
<b>FOLSOM</b>				
Safe Credit Union	05/29/24	5.220	1,000,000.00	12/04/24
<b>GARDEN GROVE</b>				
US Metro Bank	05/17/24	5.200	5,000,000.00	11/15/24
US Metro Bank	06/05/24	5.210	10,000,000.00	12/04/24
US Metro Bank	06/06/24	5.200	20,000,000.00	12/05/24
US Metro Bank	07/17/24	5.040	20,000,000.00	01/15/25

## TIME DEPOSITS

<u>FINANCIAL INSTITUTION</u>	<u>DEPOSIT DATE</u>	<u>YIELD (%)</u>	<u>PAR AMOUNT (\$)</u>	<u>MATURITY DATE</u>
<b>HUNTINGTON BEACH</b>				
Nuvision Federal Credit Union	04/04/24	5.180	25,000,000.00	10/03/24
<b>IRVINE</b>				
CommerceWest Bank	04/04/24	5.140	30,000,000.00	10/03/24
CommerceWest Bank	04/19/24	5.180	5,000,000.00	10/18/24
CommerceWest Bank	05/09/24	5.180	15,000,000.00	11/07/24
CommerceWest Bank	09/04/24	5.020	12,000,000.00	12/04/24
CommerceWest Bank	09/04/24	4.720	13,000,000.00	03/05/25
Commercial Bank of California	07/05/24	5.160	1,000,000.00	01/03/25
Pacific Premier Bank	05/08/24	5.200	50,000,000.00	11/06/24
Pacific Premier Bank	05/30/24	5.220	25,000,000.00	12/05/24
Pacific Premier Bank	06/06/24	5.190	50,000,000.00	12/05/24
Pacific Premier Bank	06/07/24	5.190	50,000,000.00	12/06/24
Pacific Premier Bank	07/05/24	5.150	50,000,000.00	01/03/25
<b>LODI</b>				
Farmers & Merchants Bank of Central CA	07/03/24	5.250	3,000,000.00	10/02/24
<b>LOS ANGELES</b>				
Bank of Hope	05/15/24	5.230	90,000,000.00	11/13/24
Bank of Hope	05/31/24	5.240	75,000,000.00	12/06/24
Bank of Hope	07/03/24	5.180	135,000,000.00	12/13/24
Commonwealth Business Bank	05/02/24	5.200	5,000,000.00	10/31/24
Commonwealth Business Bank	09/05/24	5.000	12,000,000.00	12/05/24
Commonwealth Business Bank	09/06/24	4.980	13,000,000.00	12/06/24
CTBC Bank Corp. (USA)	04/11/24	5.160	50,000,000.00	10/10/24
CTBC Bank Corp. (USA)	08/15/24	5.120	50,000,000.00	11/14/24
CTBC Bank Corp. (USA)	08/16/24	5.120	60,000,000.00	11/15/24
CTBC Bank Corp. (USA)	09/13/24	4.920	40,000,000.00	12/13/24
Hanmi Bank	05/09/24	5.200	30,000,000.00	11/07/24
Hanmi Bank	06/13/24	5.220	30,000,000.00	12/12/24
Hanmi Bank	07/10/24	5.140	20,000,000.00	01/08/25
Hanmi Bank	08/09/24	4.830	15,000,000.00	02/07/25
Hanmi Bank	09/12/24	4.560	25,000,000.00	03/13/25
Open Bank	04/05/24	5.170	30,000,000.00	10/04/24
Open Bank	06/05/24	5.210	20,000,000.00	12/04/24
Open Bank	07/05/24	5.160	14,000,000.00	01/03/25
Open Bank	07/31/24	4.990	26,000,000.00	01/29/25
PCB Bank (FKA Pacific City Bank)	07/03/24	5.280	30,000,000.00	10/02/24
PCB Bank (FKA Pacific City Bank)	04/12/24	5.200	10,000,000.00	10/11/24
PCB Bank (FKA Pacific City Bank)	06/12/24	5.220	20,000,000.00	12/11/24
Preferred Bank	05/09/24	5.160	20,000,000.00	11/07/24
Preferred Bank	09/11/24	4.580	125,000,000.00	03/12/25
Royal Business Bank	08/09/24	5.140	5,000,000.00	11/08/24
Royal Business Bank	09/13/24	4.610	15,000,000.00	03/14/25

## TIME DEPOSITS

<u>FINANCIAL INSTITUTION</u>	<u>DEPOSIT</u>		<u>PAR</u>	<u>MATURITY</u>
	<u>DATE</u>	<u>YIELD (%)</u>	<u>AMOUNT (\$)</u>	<u>DATE</u>
<b>LOS ANGELES (Continued)</b>				
State Bank of India (California)	04/25/24	5.210	6,000,000.00	10/24/24
State Bank of India (California)	09/11/24	4.600	30,000,000.00	03/12/25
<b>OAKLAND</b>				
Beneficial State Bank	09/06/24	5.020	1,000,000.00	12/06/24
California Bank of Commerce	04/03/24	5.160	13,500,000.00	10/02/24
California Bank of Commerce	05/01/24	5.220	5,000,000.00	10/30/24
California Bank of Commerce	05/31/24	5.220	10,000,000.00	12/06/24
Metropolitan Bank	08/15/24	4.810	1,000,000.00	02/13/25
Metropolitan Bank	08/29/24	4.730	2,000,000.00	02/27/25
<b>ONTARIO</b>				
Citizens Business Bank	09/11/24	4.600	50,000,000.00	03/12/25
<b>PALOS VERDES ESTATES</b>				
Malaga Bank F.S.B.	07/05/24	5.130	5,000,000.00	01/03/25
Malaga Bank F.S.B.	07/12/24	5.110	46,000,000.00	01/10/25
<b>PASADENA</b>				
American Plus Bank, N.A.	08/08/24	5.090	4,000,000.00	11/07/24
American Plus Bank, N.A.	07/05/24	5.110	10,000,000.00	01/03/25
American Plus Bank, N.A.	07/19/24	5.000	14,000,000.00	01/17/25
American Plus Bank, N.A.	07/26/24	4.970	6,000,000.00	01/24/25
American Plus Bank, N.A.	07/31/24	4.940	3,000,000.00	01/29/25
American Plus Bank, N.A.	08/14/24	4.810	8,000,000.00	02/12/25
American Plus Bank, N.A.	09/13/24	4.560	5,000,000.00	03/14/25
East West Bank	07/05/24	5.150	50,000,000.00	01/03/25
East West Bank	07/10/24	5.130	175,000,000.00	01/08/25
East West Bank	07/26/24	5.010	75,000,000.00	01/24/25
Wescom Central Credit Union	07/11/24	5.310	50,000,000.00	10/10/24
Wescom Central Credit Union	07/12/24	5.310	25,000,000.00	10/11/24
Wescom Central Credit Union	09/06/24	5.030	20,000,000.00	12/06/24
Wescom Central Credit Union	09/11/24	4.990	50,000,000.00	12/11/24
<b>PORTERVILLE</b>				
Bank of The Sierra	04/25/24	5.210	10,000,000.00	10/24/24
<b>REDDING</b>				
Cornerstone Community Bank	04/17/24	5.200	9,000,000.00	10/16/24
Cornerstone Community Bank	08/09/24	4.820	8,500,000.00	02/07/25



## TIME DEPOSITS

<u>FINANCIAL INSTITUTION</u>	<u>DEPOSIT</u>		<u>PAR</u>	<u>MATURITY</u>
	<u>DATE</u>	<u>YIELD (%)</u>	<u>AMOUNT (\$)</u>	<u>DATE</u>
<b>REDWOOD CITY</b>				
Provident Credit Union	04/04/24	5.170	20,000,000.00	10/03/24
Provident Credit Union	05/02/24	5.230	50,000,000.00	10/31/24
Provident Credit Union	08/08/24	5.140	20,000,000.00	11/07/24
Provident Credit Union	05/16/24	5.220	20,000,000.00	11/14/24
Provident Credit Union	06/05/24	5.210	20,000,000.00	12/04/24
Provident Credit Union	05/31/24	5.230	20,000,000.00	12/06/24
Provident Credit Union	09/12/24	4.920	40,000,000.00	12/12/24
Provident Credit Union	09/13/24	4.930	20,000,000.00	12/13/24
Provident Credit Union	07/11/24	5.140	20,000,000.00	01/09/25
Provident Credit Union	07/11/24	5.140	20,000,000.00	01/09/25
<b>ROWLAND HEIGHTS</b>				
First General Bank	04/03/24	5.120	1,000,000.00	10/02/24
<b>ROSEMEAD</b>				
Pacific Alliance Bank	04/03/24	5.140	4,000,000.00	10/02/24
<b>ROSEVILLE</b>				
Five Star Bank	07/11/24	5.280	75,000,000.00	10/10/24
Five Star Bank	08/28/24	5.050	50,000,000.00	11/20/24
Five Star Bank	06/12/24	5.21	10,000,000.00	12/11/24
<b>SACRAMENTO</b>				
Golden 1 Credit Union	05/02/24	5.240	150,000,000.00	10/31/24
Golden 1 Credit Union	09/04/24	5.030	75,000,000.00	12/04/24
Golden 1 Credit Union	06/13/24	5.220	75,000,000.00	12/12/24
<b>SAN DIEGO</b>				
Axos Bank	04/10/24	5.150	50,000,000.00	10/09/24
Axos Bank	04/17/24	5.180	25,000,000.00	10/16/24
Axos Bank	06/06/24	5.170	100,000,000.00	12/05/24
Axos Bank	08/28/24	4.730	25,000,000.00	02/26/25
Axos Bank	09/11/24	4.580	100,000,000.00	03/12/25
Bank of Southern California N.A.	07/18/24	5.250	10,000,000.00	10/17/24
Bank of Southern California N.A.	08/15/24	5.120	20,000,000.00	11/14/24
Bank of Southern California N.A.	08/29/24	5.030	25,000,000.00	11/21/24
California Coast Credit Union	07/17/24	5.030	50,000,000.00	01/15/25
California Coast Credit Union	08/14/24	4.850	1,000,000.00	02/12/25
Mission Federal Credit Union	07/05/24	5.150	50,000,000.00	01/03/25
Mission Federal Credit Union	07/17/24	5.030	50,000,000.00	01/15/25
Mission Federal Credit Union	07/31/24	4.980	50,000,000.00	01/29/25

## TIME DEPOSITS

<u>FINANCIAL INSTITUTION</u>	<u>DEPOSIT</u>		<u>PAR</u>	<u>MATURITY</u>
	<u>DATE</u>	<u>YIELD (%)</u>	<u>AMOUNT (\$)</u>	<u>DATE</u>
<b>SAN FRANCISCO</b>				
Bank of San Francisco	09/06/24	4.650	10,000,000.00	03/07/25
Mission National Bank	07/03/24	5.280	15,000,000.00	10/02/24
Mission National Bank	07/18/24	5.040	5,000,000.00	01/16/25
Beacon Business Bank	07/25/24	5.240	1,000,000.00	10/24/24
<b>SAN JOSE</b>				
Meriwest Credit Union	07/11/24	5.150	10,000,000.00	01/09/25
Meriwest Credit Union	08/07/24	4.760	10,000,000.00	02/05/25
Technology Credit Union	04/05/24	5.180	100,000,000.00	10/04/24
Technology Credit Union	05/02/24	5.240	50,000,000.00	10/31/24
Technology Credit Union	05/16/24	5.230	50,000,000.00	11/14/24
Technology Credit Union	08/29/24	4.740	100,000,000.00	02/27/25
<b>SANTA ANA</b>				
Banc of California, N.A.	05/31/24	5.240	25,000,000.00	12/06/24
Banc of California, N.A.	07/11/24	5.150	75,000,000.00	01/09/25
Banc of California, N.A.	07/17/24	5.050	75,000,000.00	01/15/25
Banc of California, N.A.	07/18/24	5.050	125,000,000.00	01/16/25
<b>SANTA BARBARA</b>				
American Riviera Bank	06/13/24	5.220	5,000,000.00	12/12/24
<b>SANTA ROSA</b>				
Poppy Bank	07/10/24	5.280	50,000,000.00	10/09/24
Poppy Bank	05/29/24	5.230	50,000,000.00	12/04/24
Poppy Bank	07/18/24	5.040	70,000,000.00	01/16/25
Poppy Bank	08/15/24	4.810	30,000,000.00	02/13/25
Poppy Bank	09/04/24	4.730	72,000,000.00	03/05/25
Poppy Bank	09/06/24	4.670	23,000,000.00	03/07/25
<b>SUN VALLEY</b>				
Mission Valley Bank	05/01/24	5.200	10,000,000.00	10/30/24
<b>TUSTIN</b>				
SchoolsFirst Federal Credit Union	05/01/24	5.230	50,000,000.00	10/30/24
SchoolsFirst Federal Credit Union	07/11/24	5.140	50,000,000.00	01/09/25
<b>VACAVILLE</b>				
Travis Credit Union	04/11/24	5.160	50,000,000.00	10/10/24
Travis Credit Union	05/09/24	5.210	50,000,000.00	11/07/24
Travis Credit Union	05/15/24	5.230	25,000,000.00	11/13/24
Travis Credit Union	09/06/24	4.660	100,000,000.00	03/07/25

**TIME DEPOSITS**

<u>FINANCIAL INSTITUTION</u>	<u>DEPOSIT DATE</u>	<u>YIELD (%)</u>	<u>PAR AMOUNT (\$)</u>	<u>MATURITY DATE</u>
<b>WALNUT CREEK</b>				
Mechanics Bank	08/29/24	5.030	1,000,000.00	11/21/24
<b>WATSONVILLE</b>				
Santa Cruz County Bank	05/09/24	5.180	10,000,000.00	11/07/24
Santa Cruz County Bank	07/05/24	5.130	10,000,000.00	01/03/25
<b>TOTAL TIME DEPOSITS SEPTEMBER 2024</b>			<b>5,149,000,000.00</b>	

**BANK DEMAND DEPOSITS**  
**SEPTEMBER 2024**  
 (\$ in thousands)

**DAILY BALANCES**

<u>DAY OF MONTH</u>		<u>BANK BALANCES</u>		<u>INTEREST BEARING BANK BALANCES</u>		<u>WARRANTS OUTSTANDING</u>
1	\$	174,116	\$	1,685,000	\$	5,861,586
2		174,116		1,685,000		5,861,586
3		257,417		1,510,000		5,401,888
4		267,872		1,475,000		5,716,736
5		194,734		2,125,000		5,146,729
6		226,146		1,575,000		4,954,067
7		226,146		1,575,000		4,954,067
8		226,146		1,575,000		4,954,067
9		212,286		1,550,000		5,694,439
10		261,395		1,400,000		5,242,034
11		211,796		1,575,000		4,986,847
12		210,211		1,660,000		6,683,421
13		221,342		1,455,000		7,769,924
14		221,342		1,455,000		7,769,924
15		221,342		1,455,000		7,769,924
16		227,252		1,535,000		6,691,006
17		209,904		1,500,000		5,541,672
18		241,392		1,465,000		5,639,577
19		217,178		1,400,000		5,672,816
20		228,821		1,285,000		5,673,741
21		228,821		1,285,000		5,673,741
22		228,821		1,285,000		5,673,741
23		157,042		1,325,000		5,231,186
24		288,226		1,150,000		4,490,752
25		263,629		1,360,000		4,220,789
26		165,631		1,495,000		4,139,137
27		217,062		1,245,000		5,076,884
28		217,062		1,245,000		5,076,884
29		217,062		1,245,000		5,076,884
30		270,469		1,605,000		4,615,295

**AVERAGE DOLLAR DAYS**                      \$222,826 a/                      \$1,472,667 b/

a/ The prescribed bank balance for September was \$225,917. This consisted of \$123,964 in compensating balances for services, balances for uncollected funds of \$104,110 and a deduction of \$2,157 for September delayed deposit credit.

b/ Represents the average bank balance in the Interest Bearing Demand Accounts.

**DESIGNATION BY POOLED MONEY INVESTMENT BOARD  
 OF TREASURY POOLED MONEY INVESTMENTS AND DEPOSITS**

1903

In accordance with sections 16480 through 16480.8 of the Government Code (GC), the Pooled Money Investment Board, at its meeting on September 18, 2024, has determined and designated the amount of money available for deposit and investment as of September 11, 2024, under said sections. In accordance with sections 16480.1 and 16480.2 of the GC, it is the intent that the money available for deposit or investment be deposited in bank accounts and savings and loan associations or invested in securities in such a manner so as to realize the maximum return consistent with safe and prudent treasury management, and the Board does hereby designate the amount of money available for deposit in bank accounts, savings and loan associations, and for investment in securities and the type of such deposits and investments as follows:

1. In accordance with Treasurer's Office policy, for deposit in demand bank accounts as:

a. Compensating Balance for Services 124,000,000

The active noninterest-bearing bank accounts designation constitutes a calendar month average balance. For purposes of computing the compensating balances, the Treasurer shall exclude from the daily balances any amounts contained therein as a result of nondelivery of securities purchased for "cash" for the Pooled Money Investment Account and shall adjust for any deposits not credited by the bank as of the date of deposit. The balances in such accounts may fall below the above amount provided that the balances computed by dividing the sum of daily balances of that calendar month by the number of days in the calendar month reasonably approximates that amount. The balances may exceed this amount during heavy collection periods or in anticipation of large impending warrant presentations to the Treasury, but the balances are to be maintained in such a manner as to realize the maximum return consistent with safe and prudent treasury management.

b. Interest Bearing Accounts for Cash Flow Variability: \$ 1,500,000,000

JP Morgan Chase Bank	\$ 500,000,000
BMO Bank, N.A.	\$ 500,000,000
US Bank	\$ 500,000,000

The interest bearing bank account designation represents targeted balances to be averaged over one month's period to smooth cash flow variability. The balances may fluctuate above and below these amounts as needed to manage cash flow variances and to meet daily liquidity needs. Interest earnings for these accounts will be calculated according to the terms of the agreement between the Treasurer's Office and the account's depository bank, paid monthly and recorded as a deposit into the state's main demand deposit account, and allocated quarterly by the State Controller's Office as directed by GC 16475 and GC 16480.6.

2. In accordance with law, for investment in securities authorized by section 16430, GC, or in term interest-bearing deposits in banks and savings and loan associations as follows:

	From	To	Transactions	In Securities (GC section 16430)	Time Deposits in Various Financial Institutions (GC sections 16503a and 16602)	Estimated Total
(1)	9/16/2024	9/20/2024	\$ 3,372,300,000	\$ 3,433,581,000	\$ 5,204,000,000	\$ 8,637,581,000
(2)	9/23/2024	9/27/2024	\$ (6,027,100,000)	\$ (2,593,519,000)	\$ 5,204,000,000	\$ 2,610,481,000
(3)	9/30/2024	10/4/2024	\$ (9,333,154,000)	\$ (11,926,673,000)	\$ 5,204,000,000	\$ (6,722,673,000)
(4)	10/7/2024	10/11/2024	\$ (1,166,700,000)	\$ (13,093,373,000)	\$ 5,204,000,000	\$ (7,889,373,000)
(5)	10/14/2024	10/18/2024	\$ (2,819,600,000)	\$ (15,912,973,000)	\$ 5,204,000,000	\$ (10,708,973,000)

From any of the amounts specifically designated above, not more than 30 percent in the aggregate may be invested in prime commercial paper under section 16430(e), GC.

Additional amounts available in treasury trust account and in the Treasury from time to time, in excess of the amounts and for the same types of investments as specifically designated above.

Provided, that the availability of the amounts shown under paragraph 2 is subject to reduction in the amount by which the bank accounts under paragraph 1 would otherwise be reduced below the calendar month average balance 124,000,000.

Dated: September 18, 2024

POOLED MONEY INVESTMENT BOARD:

Signatures on File at STO

---

Chair

---

Member

---

Member

LOS ANGELES COUNTY TREASURER  
PENDING TRANSACTIONS DETAIL REPORT  
AS OF OCTOBER 31, 2024  
ATTACHMENT XVIII

Settle Date	Counter Party	Original Transaction ID	Description	Rate	Maturity Date	Price	Par	Principal	Purchased Interest
<b>NTRD - PSI NON-TRADING</b>									
11/01/24	OLD LINE FUNDING, LLC	1399641500	OLD LINE FUNDING, LLC	4.630	01/30/25	98.843	\$50,000,000.00	\$49,421,250.00	\$0.00
11/01/24	FEDERAL HOME LOAN BANKS	1401399104	FEDERAL HOME LOAN BANKS	4.472	01/31/25	98.870	50,000,000.00	49,434,788.89	0.00
11/01/24	FEDERAL HOME LOAN BANKS	1401399105	FEDERAL HOME LOAN BANKS	4.472	01/31/25	98.870	50,000,000.00	49,434,788.89	0.00
11/04/24	FEDERAL NATIONAL MORTGAGE ASSOCIATION	1389644048	FEDERAL NATIONAL MORTGAGE ASSOCIATION	4.810	11/04/31	100.000	50,000,000.00	50,000,000.00	0.00
11/06/24	FEDERAL HOME LOAN MORTGAGE CORP	1389644050	FEDERAL HOME LOAN MORTGAGE CORP	5.020	11/06/31	100.000	50,000,000.00	50,000,000.00	0.00
11/05/24	FEDERAL NATIONAL MORTGAGE ASSOCIATION	1389644052	FEDERAL NATIONAL MORTGAGE ASSOCIATION	5.025	11/05/31	100.000	50,000,000.00	50,000,000.00	0.00
11/06/24	FEDERAL NATIONAL MORTGAGE ASSOCIATION	1390503264	FEDERAL NATIONAL MORTGAGE ASSOCIATION	4.820	11/06/31	100.000	50,000,000.00	50,000,000.00	0.00
11/07/24	FEDERAL NATIONAL MORTGAGE ASSOCIATION	1392036424	FEDERAL NATIONAL MORTGAGE ASSOCIATION	4.860	11/07/31	100.000	50,000,000.00	50,000,000.00	0.00
11/01/24	FEDERAL FARM CREDIT BANKS FUNDING CORP	1393456855	FEDERAL FARM CREDIT BANKS FUNDING CORP	4.900	10/28/31	100.000	50,000,000.00	50,000,000.00	20,416.67
11/12/24	FEDERAL NATIONAL MORTGAGE ASSOCIATION	1393460784	FEDERAL NATIONAL MORTGAGE ASSOCIATION	4.920	11/12/31	100.000	50,000,000.00	50,000,000.00	0.00
11/12/24	FEDERAL NATIONAL MORTGAGE ASSOCIATION	1394336004	FEDERAL NATIONAL MORTGAGE ASSOCIATION	5.000	11/12/31	100.000	50,000,000.00	50,000,000.00	0.00
11/13/24	FEDERAL NATIONAL MORTGAGE ASSOCIATION	1397758860	FEDERAL NATIONAL MORTGAGE ASSOCIATION	5.000	11/13/31	100.000	50,000,000.00	50,000,000.00	0.00
11/14/24	FEDERAL NATIONAL MORTGAGE ASSOCIATION	1399647648	FEDERAL NATIONAL MORTGAGE ASSOCIATION	5.050	11/14/31	100.000	50,000,000.00	50,000,000.00	0.00
11/15/24	FEDERAL HOME LOAN MORTGAGE CORP	1400333398	FEDERAL HOME LOAN MORTGAGE CORP	5.060	11/14/31	100.000	50,000,000.00	50,000,000.00	0.00
11/18/24	FEDERAL HOME LOAN MORTGAGE CORP	1403344801	FEDERAL HOME LOAN MORTGAGE CORP	5.200	11/18/31	100.000	50,000,000.00	50,000,000.00	0.00
<b>PSI Non-Trading Total</b>							<b>\$750,000,000.00</b>	<b>\$748,290,827.78</b>	<b>\$20,416.67</b>
<b>Grand Total</b>							<b>\$750,000,000.00</b>	<b>\$748,290,827.78</b>	<b>\$20,416.67</b>