



**COUNTY OF LOS ANGELES
TREASURER AND TAX COLLECTOR**

Kenneth Hahn Hall of Administration
500 West Temple Street, Room 437
Los Angeles, California 90012
Telephone: (213) 974-2101 Fax: (213) 626-1812
ttc.lacounty.gov and propertytax.lacounty.gov

ELIZABETH BUENROSTRO GINSBERG
TREASURER AND TAX COLLECTOR

Board of Supervisors

HILDA L. SOLIS
First District

HOLLY J. MITCHELL
Second District

LINDSEY P. HORVATH
Third District

JANICE HAHN
Fourth District

KATHRYN BARGER
Fifth District

October 31, 2024

TO: Supervisor Lindsey P. Horvath, Chair
Supervisor Hilda L. Solis
Supervisor Holly J. Mitchell
Supervisor Janice Hahn
Supervisor Kathryn Barger

FROM: Elizabeth Buenrostro Ginsberg
Treasurer and Tax Collector

SUBJECT: **REPORT OF INVESTMENTS FOR THE MONTH OF SEPTEMBER 2024**

The Report of Investments for the month of September 2024 has been compiled pursuant to the California Government Code and the Treasurer and Tax Collector's (TTC) Investment Policy.

All investments made during the month of September 2024 were in accordance with the California Government Code and conform to the TTC's Investment Policy.

The attached Schedules A and B summarize important Treasury Pool information. You will find the complete monthly Report of Investments at the following link:

<https://ttc.lacounty.gov/monthly-reports/>

Should you have any questions, please contact me directly or your staff may contact Ms. Damia J. Johnson, Assistant Treasurer and Tax Collector, of my staff at (213) 974-2139 or djohnson@ttc.lacounty.gov.

EBG:DJJ:JK:mn

Attachments

c: Chief Executive Officer
Executive Officer, Board of Supervisors
Auditor-Controller
County Counsel

TREASURER AND TAX COLLECTOR
REPORT OF INVESTMENTS FOR SEPTEMBER 2024

Detailed information regarding the pooled and specific portfolios, related earnings, and data required to be disclosed pursuant to statute is shown in the following report attachments.

GENERAL PORTFOLIO SCHEDULES

- A - Portfolio Profiles
- A1 - Credit Quality Distribution and Concentration of Credit Risk
- B - Pooled Surplus Earnings Report
- C - Summary Report of Treasurer's Depository Accounts
- D - Treasurer's Activity and Cash Availability for the Next Six-Month Period
- E - Treasurer's Investment Strategy

ATTACHMENTS

- I. Definitions of Securities
 - Detailed descriptions of the major security types invested in by the Treasury
- II. Compliance Report
 - Detailed report of transactions, if any, which deviate from the Treasurer's investment policy
- III. Performance Report
 - Daily portfolio investment balances, and monthly averages
- IV. Earnings on Investments (Accrual Basis) Chart
 - Graphic presentation of net earning rates on pool investments
- V. Net Income for Month
 - Accrual basis net income for month, gross revenue less expenditures

TREASURER AND TAX COLLECTOR
REPORT OF INVESTMENTS FOR SEPTEMBER 2024

ATTACHMENTS

- VI. PSI Portfolio Participant Composition
 - Percentage breakdown by participant in the PSI Portfolio
- VII. Composition of PSI Portfolio by Type Chart
 - Graphic presentation of the percentage composition of the pooled portfolio by major security type
- VIII. Investment Transaction Journal
 - Listing of securities purchased, sold and transferred between portfolios during the month
- IX. Comparison of Investment Cost to Market Value
 - Summary comparison of investment amortized cost to market value by security type
- X. Treasurer Position Compared to Market Value Report
 - Inventory listing of portfolio securities showing amortized cost and market value for each investment
- XI. Trustee and Managed Funds
 - Listing of funds and accounts managed by outside trustees
- XII. Schedule of Floating Rate Securities
 - Inventory listing of portfolio securities where the stated interest rate changes between the purchase date and the maturity date
- XIII. Schedule of Bond Anticipation Notes
 - Inventory listing of Bond Anticipation Notes held by the Pooled Surplus Investment portfolio and their current interest rates
- XIV. Inventory Report – Totals Section Security Type Grouping
 - Summary of weighted-average time to maturity by security type

TREASURER AND TAX COLLECTOR
REPORT OF INVESTMENTS FOR SEPTEMBER 2024

ATTACHMENTS

XV. Inventory Report – Totals Section Maturity Range Grouping

Summary of the amortized cost value of securities maturing within selected time frames

XVI. Composition of PSI Portfolio by Maturity Chart

Graphic presentation of the percentage composition of the pooled portfolio by selected maturity ranges

XVII. Pooled Money Investment Board Letter – Treasurer State of California

Summary of State Treasurer's Local Agency Investment Fund (LAIF)

XVIII. Pending Transactions Report

Detailed report of transactions with future settlement dates

**POOLED SURPLUS AND SPECIFIC PURPOSE INVESTMENTS
AS OF SEPTEMBER 30, 2024**

SCHEDULE A

<u>PORTFOLIO PROFILE</u>	<u>Pooled Surplus Investments</u>	<u>Specific Purpose Investments</u>
Inventory Balance at 09/30/24		
At Cost	\$ 53,269,514,786	\$ 469,038,012
At Market	\$ 51,657,273,762	\$ 450,679,410
Repurchase Agreements	\$ -	\$ -
Reverse Repurchase Agreements	\$ -	\$ -
Composition by Security Type:		
Certificates of Deposit	4.41%	0.00%
United States Government and Agency Obligations	70.71%	90.32%
Bankers Acceptances	0.00%	0.00%
Commercial Paper	24.84%	0.00%
Municipal Obligations	0.04%	0.44%
Corporate and Deposit Notes	0.00%	0.00%
Repurchase Agreements	0.00%	0.00%
Asset-Backed	0.00%	0.00%
Other	0.00%	9.24%
1-60 days	37.46%	0.00%
61 days-1 year	21.68%	55.34%
Over 1 year	40.86%	44.66%
Weighted Average Days to Maturity	715	

**POOLED SURPLUS AND SPECIFIC PURPOSE INVESTMENTS
AS OF SEPTEMBER 30, 2024**

SCHEDULE A1

The following is a summary of the credit quality distribution and concentration of credit risk by investment type as a percentage of each portfolio's cost at September 30, 2024:

<u>PSI</u>	<u>S&P</u>	<u>Moody's</u>	<u>Fitch</u>	<u>% of Portfolio</u>
Commercial Paper	A-1	P-1	F1	24.84%
Municipals:				
Los Angeles County Securities	AAA	Aa1	AA+	0.04%
Negotiable Certificates of Deposit	A-1	P-1	F1	4.41%
U.S. Agency Securities	AA+	Aaa	AAA	52.55%
U.S. Treasury Securities:				
U.S. Treasury Notes	AA+	Aaa	AA+	4.50%
U.S. Treasury Bills	AA+	Aaa	AA+	13.66%
				<u>100.00%</u>

<u>SPI</u>				
Local Agency Investment Fund	Not Rated	Not Rated	Not Rated	9.24%
Los Angeles County Securities	AAA	Aa1	AA+	0.44%
U.S. Agency Securities	AA+	Aaa	AAA	46.35%
U.S. Treasury Securities:				
U.S. Treasury Bills	AA+	Aaa	AA+	43.97%
				<u>100.00%</u>

**POOLED SURPLUS EARNINGS REPORT
SEPTEMBER 30, 2024**

SCHEDULE B

**TREASURER POOLED SURPLUS
INVESTMENT PORTFOLIO**

Investment Balance 09/30/24	\$ 53,269,514,786
Market Value at 09/30/24	\$ 51,657,273,762
Average Daily Balance	\$ 51,560,202,576
Gains and Losses:	
For the Month	\$ -
For the Past 12 Months	\$ -
Unrealized Gains and Losses on Transfers between Portfolio for the Month	\$ -
Earnings for the Month	\$ 168,843,511
Earnings for the Past 12 Months	\$ 2,301,071,350
Earnings Rate for the Month	3.97%

**SUMMARY REPORT OF TREASURER'S DEPOSITORY ACCOUNTS
AS OF SEPTEMBER 30, 2024**

SCHEDULE C

<u>Bank Name</u>	<u>Balance</u>
Bank of America - Concentration	\$ 43,141,497.16
Bank of Montreal - Concentration	\$ 109,845,088.57 (A)
Citibank - Concentration	\$ 1,693.33
JP Morgan Chase - Concentration	\$ 101,661,713.64 (B)
Wells Fargo - Concentration	<u>\$ -</u>
Total Ledger Balance for all Banks	<u><u>\$ 254,649,992.70</u></u>

- (A) \$100.00 million of this amount is related to the deposit of funds in an interest-bearing money market savings account, in accordance with the Treasurer's authority under California Government Code
- (B) \$100 million of this amount is related to the deposit of funds in an interest-bearing money market savings account, in accordance with the Treasurer's authority under California Government Code Section 53633.

TREASURER'S ACTIVITY FOR SEPTEMBER 2024
AND CASH AVAILABILITY
FOR THE NEXT SIX-MONTH PERIOD

SCHEDULE D

Government Code Section 53646 (b) (3) requires the Treasurer and Tax Collector to include a statement in the investment report, denoting the ability of the Pooled Surplus Investment Fund to meet its disbursement requirements for the next six months.

The Los Angeles County Pooled Surplus Investment Fund consists of funds in its treasury deposited by various entities required to do so by statute, as well as those entities voluntarily depositing monies in accordance with Government Code Section 53684.

The Treasurer and Tax Collector is required to disburse monies placed in the treasury as directed by the Auditor-Controller, except for the making of legal investments, to the extent funds are transferred to one or more clearing funds in accordance with Government Code Section 29808.

The Treasurer and Tax Collector, in his projection of cash availability to disburse funds as directed by the Auditor-Controller, is relying exclusively on historical Pooled Surplus Investment Fund deposits and disbursements and future cash flow projections provided by the depositing entities. No representation is made as to an individual depositor's ability to meet their anticipated expenditures with anticipated revenues.

Summary of Activity for September 2024

Total Deposits	\$	7,675,125,974.54
Total Disbursements	\$	7,080,756,536.14
Discretionary Funds Liquidity Withdrawal Ratio:		
As of September 30, 2024		2.00

Six-Month Cash Availability Projection:

Month	Investment	Deposits	Disbursements	Cumulative
	Maturities			Available Cash
October	\$ 11,766,824,000.00	\$ 8,075,900,000.00	\$ 7,531,300,000.00	\$ 12,311,424,000.00
November	\$ 8,535,222,000.00	\$ 7,121,500,000.00	\$ 6,980,500,000.00	\$ 20,987,646,000.00
December	\$ 5,917,737,000.00	\$ 13,557,600,000.00	\$ 8,715,200,000.00	\$ 31,747,783,000.00
January	\$ 2,440,000,000.00	\$ 5,057,000,000.00	\$ 8,843,400,000.00	\$ 30,401,383,000.00
February	\$ 730,129,000.00	\$ 4,495,500,000.00	\$ 6,896,500,000.00	\$ 28,730,512,000.00
March	\$ 1,010,000,000.00	\$ 7,061,700,000.00	\$ 7,631,000,000.00	\$ 29,171,212,000.00

TREASURER'S INVESTMENT STRATEGY

SCHEDULE E

Two portfolios are maintained by the Los Angeles County Treasurer.

The Pooled Surplus Investment (PSI) Portfolio is used to account for all pooled investments. The PSI strategy is to maintain principal and to provide sufficient cash to meet expenditure needs. The cash flow needs of our pool members are monitored daily to ensure that sufficient liquidity is maintained to meet the needs of participants. A review of the PSI Portfolio's cash flow projections at the preparation date of this report indicates that longer average days to maturity may be prudent. On August 30, 2021, the Treasurer increased the average days to maturity target range from between 1 and 3 years to between 1 and 4 years.

In September 2024, the Treasurer placed \$137.08 million in the Bank of Montreal Market Plus Account and \$100 million in JP Morgan Chase Money Market Account in accordance with the Treasurer's authority under California Government Code Section 53633. At month-end, \$100 million remained in the Bank of Montreal Money Market Plus Account and \$100 million in the JP Morgan Chase Money Market Account. These accounts are collateralized in accordance with California Government Code Section 53652. The balances and income are included in the Pool's earnings rate calculations.

The Specific Purpose Investment Portfolio (SPI) is used to account for specific investments requested by various entities to provide for specific needs not available if monies are placed in a pool. The individual investment strategies are targeted for the needs of the requesting entity.

Expected cash flow projections for the next twelve months continue to indicate that sufficient cash is available for participants' estimated needs. We will continue our basic investment philosophy to buy and hold to a designated maturity, high quality fixed income investments.

TREASURER AND TAX COLLECTOR
REPORT OF INVESTMENTS
DEFINITIONS OF SECURITIES

AGENCIES – Securities (debentures and notes) issued by Federal agencies, such as Federal Home Loan Banks (FHLB), and Federal Farm Credit Banks (FFCB). Agency Securities are issued on both a discount and coupon basis and have a variety of maturity periods. A few are backed by the full faith and credit of the United States Government, some are guaranteed by the Treasury or supported by the issuing agency's right to borrow from the Treasury, and some lack any formal governmental backing. Government National Mortgage Association (GNMA) and Federal Home Loan Mortgage Corp. (FHLMC) securities are mortgage-backed.

ASSET BACKED SECURITIES – Corporate notes secured by an identifiable pool of assets such as loans, leases, and installment contracts or trade receivables. The interest rate is fixed and paid either on a monthly or semi-annual basis. In some cases, a portion of the principal is also paid monthly.

BANKERS ACCEPTANCES – Negotiable time drafts drawn on foreign or domestic banks to finance the export, import, shipment, and storage of goods. The drafts are sold at a discount and redeemed by the accepting bank at maturity for full face value. Maturities range from one to 270 days.

COLLATERALIZED CERTIFICATES OF DEPOSIT – Non-negotiable instruments evidencing a time deposit made with a bank at a fixed rate of interest for a fixed period, secured by collateral such as United States Government securities or mortgages.

COMMERCIAL PAPER – Promissory notes with a maturity of one to 270 days issued in the open market by various economic entities to finance certain short-term credit needs. Notes are issued on a discount or interest-bearing basis.

CORPORATE NOTES – Unsecured, registered debt securities issued by corporations operating within the United States at fixed or variable rates of interest for a fixed period. Interest for floating rate corporate notes is payable periodically at a rate which is adjusted monthly according to a predetermined formula. Fixed rate corporate notes pay interest semi-annually.

GOVERNMENTS – Negotiable United States Treasury securities such as Treasury bills, notes and bonds. Treasury bills are issued on a discount basis in 1-month, 3-month, 6-month, and 52-week maturities. Treasury notes and bonds are coupon issues, with one to ten year and ten to thirty year maturities, respectively. Treasury securities are guaranteed as to principal and interest by the United States Government.

FORWARD CONTRACTS – Customized contracts traded in the Over The Counter Market where the holder of the contract is obligated to buy or sell a specific amount of an underlying asset at a specific price on a specific future date.

FUTURE CONTRACTS – Standardized contracts traded on recognized exchanges where the holder of the contract is obligated to buy or sell a specific amount of an underlying asset at a specific price on a specific future date.

INTEREST RATE SWAP AGREEMENT – Contractual agreement in which two parties agree to exchange interest payment streams for a specific term. There is no exchange of principal, but a “notional amount” is established to serve as the basis for calculating the interest payment.

LOCAL AGENCY INVESTMENT FUND – Shares of beneficial interest issued by the State of California pursuant to Government Code Section 16429.1.

MONEY MARKET FUND – Shares of beneficial interest issued by diversified management companies registered with the Securities and Exchange Commission in accordance with Section 270, 2a-7 of Title 17 of the Code of Federal Regulation.

MUNICIPALS – Debt securities issued by state and local governments and their agencies, usually in the form of bonds, notes and certificates of participation. These securities may be short or long-term, and normally coupon issues are secured in some manner by the borrower.

NEGOTIABLE CERTIFICATES OF DEPOSIT – Negotiable instruments evidencing a time deposit made with a commercial bank or thrift institution at a fixed rate of interest for a fixed period. Term certificates of deposits (CDs) are issued with maturities in excess of one year, and normally pay interest semi-annually. Eurodollar CDs are dollar-denominated CDs issued by foreign (mainly London) branches of major American and foreign commercial banks. Yankee CDs are dollar-denominated CDs issued by foreign commercial banks domiciled in the United States.

OPTION CONTRACTS – Contracts traded in either the Over the Counter Market or recognized exchanges where the purchaser has the right but not the obligation to buy or sell a specific amount of an underlying asset at a specific price within a specific time period.

PROMISSORY NOTE – An unsecured promise to pay between two entities. Notes are on a discount or interest-bearing basis.

REVERSE REPURCHASE AGREEMENTS – A reverse repurchase agreement consists of two simultaneous transactions. One is the sale of securities by the County to a bank or dealer. The other is the commitment by the County to repurchase the securities at the same price at a mutually agreed upon date. The County invests the cash proceeds

of the “sale” in other securities. The term of the reverse repurchase agreements may not exceed one year. The securities “sold” are typically treasury issues.

REPURCHASE AGREEMENTS – A repurchase agreement consists of two simultaneous transactions. One is the purchase of securities by the County from a bank or dealer. The other is the commitment by the County to sell the securities back at an agreed upon date and price. The term of the repurchase agreements may not exceed thirty days. The securities “purchased” are typically treasury issues.

SECURITIES LENDING AGREEMENTS – Agreements under which the County agrees to transfer securities to a borrower who, in turn agrees to provide collateral to the County. During the term of the agreement, both the securities and the collateral are held by a third party. At the conclusion of the agreement, the securities are transferred back to the County in return for the collateral.

SUPRANATIONALS – United States dollar denominated senior unsecured unsubordinated obligations issued or unconditionally guaranteed by any of the supranational institutions identified in Government Code Section 53601(Q) which are eligible for purchase and sale within the United States.

TRUST INVESTMENTS – Shares of beneficial interest issued by a joint powers authority organized pursuant to Government Code Section 6509.7 that invests in securities and obligations authorized in Section 53601 (a) to (o) of the Government Code.

TREASURER AND TAX COLLECTOR
REPORT OF INVESTMENT TRANSACTIONS FOR SEPTEMBER 2024
COMPLIANCE REPORT

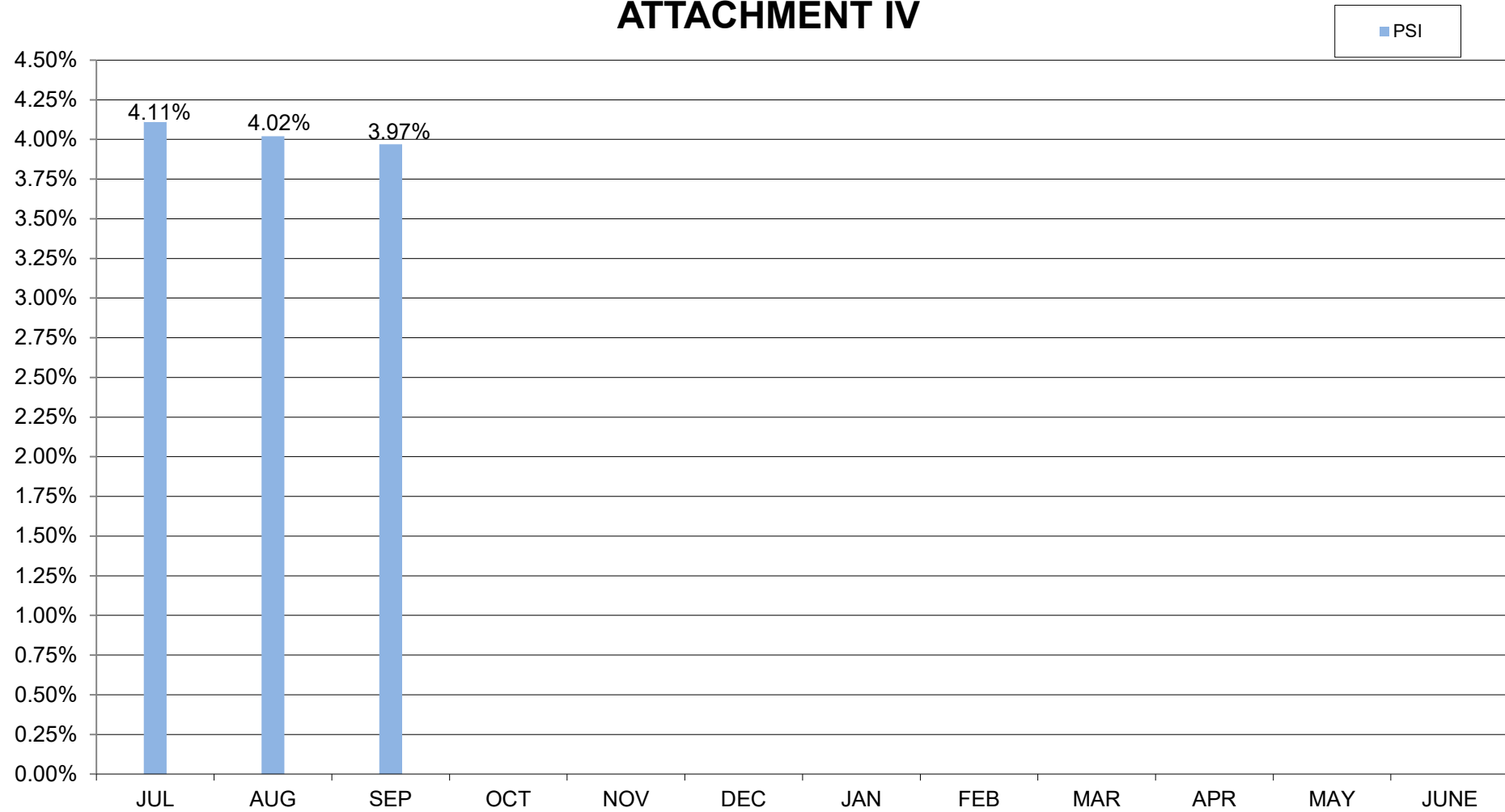
Portfolio Securities Not in Accordance with Treasurer Policy
For the Month of September 2024

No exceptions noted.

LOS ANGELES COUNTY TREASURER
 PERFORMANCE REPORT
 PORTFOLIO COST
 THROUGH SEPTEMBER 30, 2024
 ATTACHMENT III

DAY	POOLED SURPLUS INVESTMENTS		SPECIFIC PURPOSE INVESTMENTS	
		TOTAL COST		TOTAL COST
09/01/2024	\$	52,715,046,149.42	\$	385,265,888.03
09/02/2024		52,718,607,916.97		385,282,648.52
09/03/2024		52,170,819,238.29		385,299,409.02
09/04/2024		52,163,054,969.96		385,316,169.51
09/05/2024		51,809,947,299.15		385,332,930.00
09/06/2024		51,355,278,219.93		385,349,690.49
09/07/2024		51,358,687,801.46		385,366,450.99
09/08/2024		51,337,097,382.99		385,383,211.46
09/09/2024		51,071,217,698.38		385,399,971.96
09/10/2024		50,860,873,110.76		385,416,732.45
09/11/2024		50,738,662,949.94		385,433,492.95
09/12/2024		50,686,105,534.09		385,450,253.44
09/13/2024		50,505,790,146.12		385,467,013.94
09/14/2024		50,509,080,063.74		385,483,774.42
09/15/2024		50,487,369,981.35		385,500,534.92
09/16/2024		50,540,786,518.89		385,517,295.41
09/17/2024		50,823,330,711.97		385,534,055.89
09/18/2024		51,251,890,593.08		385,550,816.38
09/19/2024		51,174,402,561.78		385,567,576.88
09/20/2024		50,903,534,034.50		385,584,337.37
09/21/2024		50,856,843,033.05		385,601,097.87
09/22/2024		50,860,152,031.60		385,617,858.36
09/23/2024		50,854,511,111.36		385,634,618.84
09/24/2024		51,425,108,875.15		385,651,379.34
09/25/2024		51,387,256,002.71		385,668,139.83
09/26/2024		52,769,134,805.75		468,930,641.99
09/27/2024		53,546,971,160.12		468,957,484.41
09/28/2024		53,425,657,917.94		468,984,326.86
09/29/2024		53,229,344,675.75		469,011,169.30
09/30/2024		53,269,514,786.03		469,038,011.75
	\$	51,560,202,576.07	\$	399,386,566.09

**LOS ANGELES COUNTY TREASURER
EARNINGS RATE ON INVESTMENTS
FISCAL YEAR 2024-25
ATTACHMENT IV**



**LOS ANGELES COUNTY TREASURER
NET INCOME FOR THE MONTH-ENDED SEPTEMBER 30, 2024 (ACCRUAL BASIS)
ATTACHMENT V**

	POOLED SURPLUS INVESTMENT TRADING/NON-TRADING	SPECIFIC PURPOSE INVESTMENT
Revenues:		
Interest Earnings	\$ 66,356,251	\$ 777,412
Gains (Losses) on Sales/Calls of Non-Trading Securities	-	-
Gains (Losses) on Sales of Trading Securities	-	
Amortization/Accretion	102,487,260	553,224
Total Revenues	<u>\$ 168,843,511</u>	<u>\$ 1,330,636</u>
Expenses:		
Interest Expense	-	-
*Investment Management Fee	-	15,315
	<u>\$ -</u>	<u>\$ 15,315</u>
NET INCOME	<u>\$ 168,843,511</u>	<u>\$ 1,315,321</u>

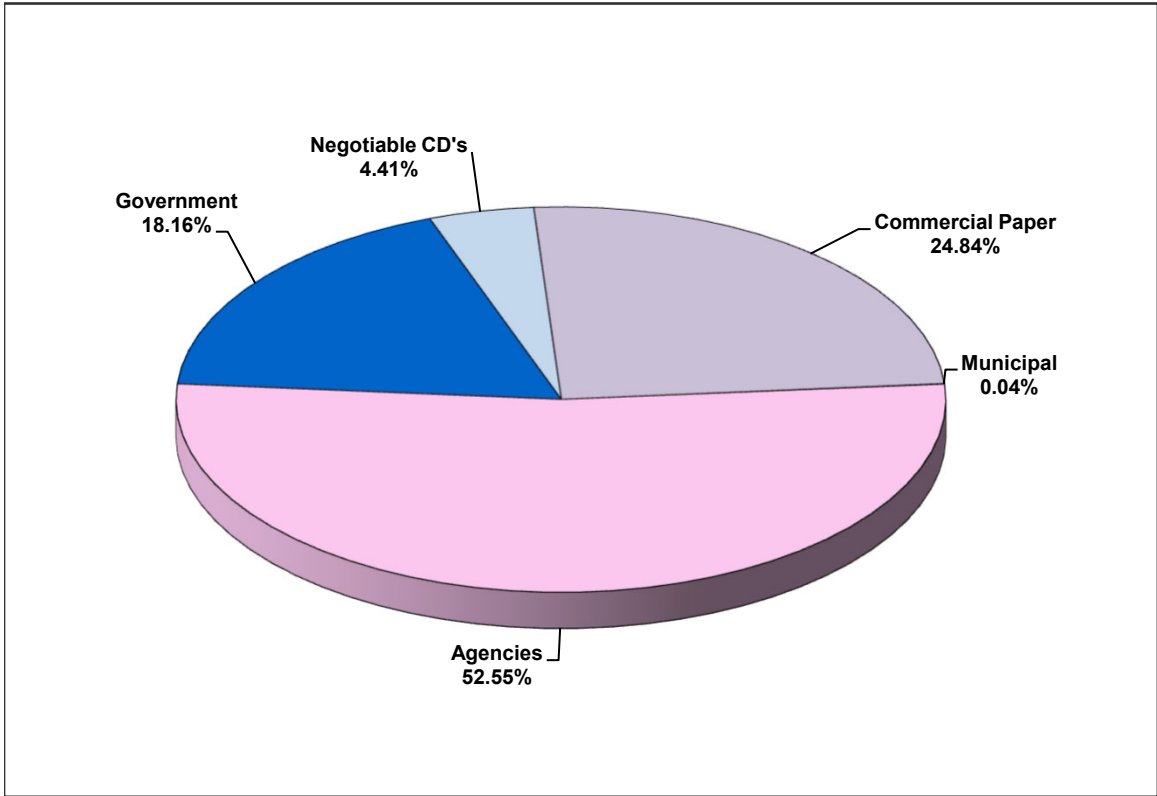
*Estimated and later adjusted.









LOS ANGELES COUNTY TREASURER
PSI COMPOSITION
SEPTEMBER 30, 2024
ATTACHMENT VI

PSI PORTFOLIO PARTICIPATION COMPOSITION

<u>Entity</u>	<u>Non-Discretionary</u>	<u>Discretionary</u>
Consolidated School Districts	53.37%	
Los Angeles County and Related Entities	38.71%	
Consolidated Sanitation Districts		2.31%
Metropolitan Transportation Authority		1.85%
Miscellaneous Agencies Pooled Investments		0.87%
South Coast Air Quality Management District		2.75%
Miscellaneous		0.01%
Subtotal	92.08%	7.79%
County Bond Proceeds and Repayment Funds		0.13%
Grand Total	92.08%	7.92%

**LOS ANGELES COUNTY TREASURER
COMPOSITION OF PSI PORTFOLIO BY SECURITY TYPE
AS OF SEPTEMBER 2024
ATTACHMENT VII**



	<u>In Thousands</u>
 Negotiable CD's	2,350,000
 Corp & Deposit Notes	-
 Bankers Acceptance	-
 Commercial Paper	13,230,860
 Municipal	20,283
 Agencies	27,992,877
 Other	-
 Government	<u>9,675,495</u>
Total	<u><u>\$ 53,269,515</u></u>

Investment Composition Is In Compliance With The Los Angeles County Treasurer's Investment Policy.

LOS ANGELES COUNTY TREASURER
 INVESTMENT TRANSACTIONS JOURNAL
 PURCHASE DETAIL REPORT
 GROUP: POOLED SURPLUS INVESTMENTS
 FOR THE PERIOD: SEPTEMBER 1, 2024 TO SEPTEMBER 30, 2024
 ATTACHMENT VIII

Account	Original Trs ID	Description	Settle Date	Maturity Date	Rate	PAR	Principal	Accr Interest	Broker/Dealer
NTRD	1352826210	FED FARM CR BNKS 5.190 02/28/30 '25	09/06/2024	02/28/2030	5.19000	50,000,000.00	49,962,500.00	57,666.67	FHN FINANCIAL CAPITAL MARKETS
NTRD	1352826218	FHLBANKS D NOTE 10/30/24	09/04/2024	10/30/2024	5.09600	50,000,000.00	49,603,644.44	0.00	BANCROFT CAPITAL, LLC
NTRD	1352826220	FED FARM CR BNKS 5.370 08/20/31 '25	09/06/2024	08/20/2031	5.37000	45,316,000.00	45,293,342.00	108,154.19	BLAYLOCK VAN, LLC
NTRD	1354631074	FED FARM CR BNKS D NOTE 11/06/24	09/04/2024	11/06/2024	5.00000	40,000,000.00	39,650,000.00	0.00	FHN FINANCIAL CAPITAL MARKETS
NTRD	1354631080	FHLBANKS D NOTE 11/05/24	09/04/2024	11/05/2024	5.01000	50,000,000.00	49,568,583.33	0.00	MISCHLER FINANCIAL GROUP INC.
NTRD	1355440946	FHLBANKS D NOTE 11/01/24	09/06/2024	11/01/2024	5.02900	50,000,000.00	49,608,855.56	0.00	BANCROFT CAPITAL, LLC
NTRD	1355440947	FHLBANKS D NOTE 11/01/24	09/06/2024	11/01/2024	5.02900	50,000,000.00	49,608,855.56	0.00	BANCROFT CAPITAL, LLC
NTRD	1355440948	FHLBANKS D NOTE 11/08/24	09/05/2024	11/08/2024	4.97000	50,000,000.00	49,558,222.22	0.00	MORGAN KEEGAN & COMPANY, INC.
NTRD	1355455710	FED FARM CR BNKS 5.120 09/11/30 '25	09/11/2024	09/11/2030	5.12000	50,000,000.00	50,000,000.00	0.00	KEYBANC CAPITAL MARKETS INC.
NTRD	1355455712	FANNIE MAE D NOTE 11/08/24	09/06/2024	11/08/2024	4.96000	50,000,000.00	49,566,000.00	0.00	FHN FINANCIAL CAPITAL MARKETS
NTRD	1355455714	FANNIE MAE D NOTE 11/08/24	09/06/2024	11/08/2024	4.96000	50,000,000.00	49,566,000.00	0.00	FHN FINANCIAL CAPITAL MARKETS
NTRD	1356282330	FED FARM CR BNKS 5.120 09/11/30 '25	09/11/2024	09/11/2030	5.12000	50,000,000.00	50,000,000.00	0.00	WELLS FARGO SECURITIES, LLC
NTRD	1356282331	FHLBANKS D NOTE 11/01/24	09/06/2024	11/01/2024	5.00000	50,000,000.00	49,611,111.11	0.00	DAIWA CAPITAL MARKETS AMERICA INC.
NTRD	1356282332	FHLBANKS D NOTE 11/01/24	09/06/2024	11/01/2024	5.00000	25,000,000.00	24,805,555.56	0.00	DAIWA CAPITAL MARKETS AMERICA INC.
NTRD	1357288782	FANNIE MAE D NOTE 11/01/24	09/10/2024	11/01/2024	4.98500	50,000,000.00	49,639,972.22	0.00	FHN FINANCIAL CAPITAL MARKETS
NTRD	1357288784	FHLBANKS D NOTE 11/04/24	09/09/2024	11/04/2024	4.99500	50,000,000.00	49,611,500.00	0.00	MORGAN KEEGAN & COMPANY, INC.
NTRD	1357288786	FHLBANKS D NOTE 11/04/24	09/09/2024	11/04/2024	4.99500	17,651,000.00	17,513,851.73	0.00	MORGAN KEEGAN & COMPANY, INC.
NTRD	1359286051	FED FARM CR BNKS 5.250 03/11/32 '25	09/13/2024	03/11/2032	5.25000	50,000,000.00	50,000,000.00	14,583.33	FHN FINANCIAL CAPITAL MARKETS
NTRD	1360035867	FHLBANKS D NOTE 11/04/24	09/12/2024	11/04/2024	4.94000	45,549,000.00	45,217,732.25	0.00	MORGAN KEEGAN & COMPANY, INC.
NTRD	1360035872	FED FARM CR BNKS D NOTE 12/20/24	09/12/2024	12/20/2024	4.84000	50,000,000.00	49,334,500.00	0.00	MIZUHO SECURITIES USA LLC
NTRD	1360035874	FHLBANKS D NOTE 12/13/24	09/13/2024	12/13/2024	4.86000	50,000,000.00	49,385,750.00	0.00	CITIGROUP GLOBAL MRKT INC
NTRD	1360035875	FHLBANKS D NOTE 11/08/24	09/13/2024	11/08/2024	4.97300	50,000,000.00	49,613,211.11	0.00	BANCROFT CAPITAL, LLC
NTRD	1361041879	FED FARM CR BNKS 5.250 03/11/32 '25	09/17/2024	03/11/2032	5.25000	19,085,000.00	19,085,000.00	16,699.38	LOOP CAPITAL MARKETS, LLC
NTRD	1361041880	FED FARM CR BNKS D NOTE 12/20/24	09/13/2024	12/20/2024	4.78000	25,000,000.00	24,674,694.44	0.00	FHN FINANCIAL CAPITAL MARKETS
NTRD	1361041881	FED FARM CR BNKS D NOTE 12/20/24	09/13/2024	12/20/2024	4.78000	50,000,000.00	49,349,388.89	0.00	FHN FINANCIAL CAPITAL MARKETS
NTRD	1361041886	FANNIE MAE D NOTE 10/04/24 MATD	09/13/2024	10/04/2024	4.98000	50,000,000.00	49,854,750.00	0.00	MISCHLER FINANCIAL GROUP INC.
NTRD	1361041888	FANNIE MAE D NOTE 10/04/24 MATD	09/13/2024	10/04/2024	4.98000	50,000,000.00	49,854,750.00	0.00	MISCHLER FINANCIAL GROUP INC.
NTRD	1362911305	FANNIE MAE D NOTE 11/06/24	09/16/2024	11/06/2024	4.81000	50,000,000.00	49,659,291.67	0.00	KEYBANC CAPITAL MARKETS INC.
NTRD	1362911306	FHLBANKS D NOTE 11/18/24	09/16/2024	11/18/2024	4.74500	50,000,000.00	49,584,812.50	0.00	SIEBERT WILLIAMS SHANK CO. & LLC
NTRD	1362911311	FHLBANKS D NOTE 11/18/24	09/16/2024	11/18/2024	4.74500	50,000,000.00	49,584,812.50	0.00	SIEBERT WILLIAMS SHANK CO. & LLC
NTRD	1362911312	FANNIE MAE D NOTE 11/06/24	09/16/2024	11/06/2024	4.81000	30,000,000.00	29,795,575.00	0.00	KEYBANC CAPITAL MARKETS INC.
NTRD	1365008892	FHLBANKS D NOTE 11/13/24	09/18/2024	11/13/2024	4.83400	50,000,000.00	49,624,022.22	0.00	MIZUHO SECURITIES USA LLC
NTRD	1365008893	FHLBANKS D NOTE 11/13/24	09/18/2024	11/13/2024	4.83400	50,000,000.00	49,624,022.22	0.00	MIZUHO SECURITIES USA LLC
NTRD	1365008894	FHLBANKS D NOTE 12/18/24	09/18/2024	12/18/2024	4.75000	50,000,000.00	49,399,652.78	0.00	BANCROFT CAPITAL, LLC
NTRD	1365008895	FHLBANKS D NOTE 12/18/24	09/18/2024	12/18/2024	4.75000	50,000,000.00	49,399,652.78	0.00	BANCROFT CAPITAL, LLC
NTRD	1365008897	FHLBANKS D NOTE 11/22/24	09/17/2024	11/22/2024	4.76000	50,000,000.00	49,563,666.67	0.00	GREAT PACIFIC SECURITIES
NTRD	1365008898	FHLBANKS D NOTE 11/22/24	09/17/2024	11/22/2024	4.76000	50,000,000.00	49,563,666.67	0.00	GREAT PACIFIC SECURITIES
NTRD	1365011209	FREDDIE MAC 4.700 09/17/29 '25 MTN	09/26/2024	09/17/2029	4.70000	50,000,000.00	50,000,000.00	0.00	INSPEREX LLC
NTRD	1365011688	FANNIE MAE 4.680 09/26/29 '25	09/26/2024	09/26/2029	4.68000	50,000,000.00	50,000,000.00	0.00	GREAT PACIFIC SECURITIES
NTRD	1365817672	FHLBANKS D NOTE 11/15/24	09/18/2024	11/15/2024	4.76000	33,900,000.00	33,640,024.67	0.00	GREAT PACIFIC SECURITIES
NTRD	1365817674	FHLBANKS D NOTE 12/20/24	09/18/2024	12/20/2024	4.72000	50,000,000.00	49,390,333.33	0.00	BANCROFT CAPITAL, LLC
NTRD	1365817676	FHLBANKS D NOTE 12/20/24	09/18/2024	12/20/2024	4.72000	50,000,000.00	49,390,333.33	0.00	BANCROFT CAPITAL, LLC
NTRD	1365839295	FED FARM CR BNKS D NOTE 02/19/25	09/18/2024	02/19/2025	4.53000	50,000,000.00	49,031,083.33	0.00	FHN FINANCIAL CAPITAL MARKETS
NTRD	1365839303	FED FARM CR BNKS D NOTE 02/19/25	09/18/2024	02/19/2025	4.53000	50,000,000.00	49,031,083.33	0.00	FHN FINANCIAL CAPITAL MARKETS
NTRD	1365839306	FREDDIE MAC 4.700 09/17/29 '25 MTN	09/26/2024	09/17/2029	4.70000	50,000,000.00	50,000,000.00	0.00	US BANCORP ADVISORS
NTRD	1365839319	FED FARM CR BNKS 4.840 03/25/30 '25	09/25/2024	03/25/2030	4.84000	50,000,000.00	50,000,000.00	0.00	RBC CAPITAL MARKETS, LLC
NTRD	1366639767	FED FARM CR BNKS 4.840 03/25/30 '25	09/26/2024	03/25/2030	4.84000	50,000,000.00	50,000,000.00	6,722.22	PIPER SANDLER COMPANIES
NTRD	1366639769	FHLBANKS D NOTE 12/20/24	09/20/2024	12/20/2024	4.61800	50,000,000.00	49,416,336.11	0.00	PIPER SANDLER COMPANIES
NTRD	1366639770	FHLBANKS D NOTE 12/20/24	09/20/2024	12/20/2024	4.61800	50,000,000.00	49,416,336.11	0.00	BANCROFT CAPITAL, LLC
NTRD	1366639771	FHLBANKS D NOTE 12/20/24	09/20/2024	12/20/2024	4.61800	50,000,000.00	49,416,336.11	0.00	BANCROFT CAPITAL, LLC
NTRD	1366639772	FHLBANKS D NOTE 12/20/24	09/20/2024	12/20/2024	4.61800	50,000,000.00	49,416,336.11	0.00	MIZUHO SECURITIES USA LLC
NTRD	1366639774	FED FARM CR BNKS 5.120 09/11/30 '25	09/26/2024	09/11/2030	5.12000	47,700,000.00	47,740,545.00	101,760.00	LOOP CAPITAL MARKETS, LLC
NTRD	1368969878	FHLBANKS D NOTE 12/20/24	09/23/2024	12/20/2024	4.58500	50,000,000.00	49,439,611.11	0.00	RAYMOND, JAMES & ASSOC.INC
NTRD	1369856199	FHLBANKS D NOTE 12/02/24	09/24/2024	12/02/2024	4.56000	8,449,000.00	8,375,155.74	0.00	RAYMOND, JAMES & ASSOC.INC
NTRD	1369856200	FHLBANKS D NOTE 01/06/25	09/24/2024	01/06/2025	4.47000	50,000,000.00	49,354,333.33	0.00	SIEBERT WILLIAMS SHANK CO. & LLC
NTRD	1369856201	FHLBANKS D NOTE 12/26/24	09/25/2024	12/26/2024	4.51400	50,000,000.00	49,423,211.11	0.00	BANCROFT CAPITAL, LLC

LOS ANGELES COUNTY TREASURER
 INVESTMENT TRANSACTIONS JOURNAL
 PURCHASE DETAIL REPORT
 GROUP: POOLED SURPLUS INVESTMENTS
 FOR THE PERIOD: SEPTEMBER 1, 2024 TO SEPTEMBER 30, 2024
 ATTACHMENT VIII

Account	Original Trs ID	Description	Settle Date	Maturity Date	Rate	PAR	Principal	Accr Interest	Broker/Dealer	
NTRD	1369856202	FHLBANKS D NOTE 12/26/24	09/25/2024	12/26/2024	4.51400	50,000,000.00	49,423,211.11	0.00	BANCROFT CAPITAL, LLC	
NTRD	1369856205	FED FARM CR BNKS D NOTE 12/20/24	09/24/2024	12/20/2024	4.54000	50,000,000.00	49,451,416.67	0.00	FHN FINANCIAL CAPITAL MARKETS	
NTRD	1369856206	FED FARM CR BNKS D NOTE 12/20/24	09/24/2024	12/20/2024	4.54000	50,000,000.00	49,451,416.67	0.00	FHN FINANCIAL CAPITAL MARKETS	
NTRD	1369856207	FHLBANKS D NOTE 12/02/24	09/24/2024	12/02/2024	4.56000	50,000,000.00	49,563,000.00	0.00	RAYMOND, JAMES & ASSOC.INC	
NTRD	1369856208	FHLBANKS D NOTE 01/06/25	09/24/2024	01/06/2025	4.47000	50,000,000.00	49,354,333.33	0.00	SIEBERT WILLIAMS SHANK CO. & LLC	
NTRD	1370619216	FHLBANKS D NOTE 12/16/24	09/25/2024	12/16/2024	4.50000	34,704,000.00	34,348,284.00	0.00	MISCHLER FINANCIAL GROUP INC.	
NTRD	1370619221	FED FARM CR BNKS D NOTE 02/20/25	09/26/2024	02/20/2025	4.33000	50,000,000.00	49,115,958.33	0.00	FHN FINANCIAL CAPITAL MARKETS	
NTRD	1370619232	FED FARM CR BNKS D NOTE 02/20/25	09/26/2024	02/20/2025	4.33000	50,000,000.00	49,115,958.33	0.00	FHN FINANCIAL CAPITAL MARKETS	
NTRD	1372483894	FHLBANKS D NOTE 11/22/24	09/27/2024	11/22/2024	4.62000	50,000,000.00	49,640,666.67	0.00	SIEBERT WILLIAMS SHANK CO. & LLC	
NTRD	1372483895	FHLBANKS D NOTE 11/22/24	09/27/2024	11/22/2024	4.62000	50,000,000.00	49,640,666.67	0.00	SIEBERT WILLIAMS SHANK CO. & LLC	
NTRD	1372483896	FED FARM CR BNKS D NOTE 12/20/24	09/26/2024	12/20/2024	4.50000	50,000,000.00	49,468,750.00	0.00	FHN FINANCIAL CAPITAL MARKETS	
NTRD	1372483897	FED FARM CR BNKS D NOTE 12/20/24	09/26/2024	12/20/2024	4.50000	50,000,000.00	49,468,750.00	0.00	FHN FINANCIAL CAPITAL MARKETS	
NTRD	1372483900	FHLBANKS D NOTE 12/27/24	09/27/2024	12/27/2024	4.50000	50,000,000.00	49,431,250.00	0.00	BANCROFT CAPITAL, LLC	
NTRD	1372483902	FHLBANKS D NOTE 12/27/24	09/27/2024	12/27/2024	4.50000	50,000,000.00	49,431,250.00	0.00	BANCROFT CAPITAL, LLC	
NTRD	1372483908	FED FARM CR BNKS 4.840 03/25/30 '25	09/27/2024	03/25/2030	4.84000	50,000,000.00	50,000,000.00	13,444.44	FHN FINANCIAL CAPITAL MARKETS	
NTRD	1372483909	FED FARM CR BNKS 4.840 03/25/30 '25	09/27/2024	03/25/2030	4.84000	34,000,000.00	34,000,000.00	9,142.22	LOOP CAPITAL MARKETS, LLC	
NTRD	1372483910	FHLBANKS D NOTE 11/22/24	09/27/2024	11/22/2024	4.62000	50,000,000.00	49,640,666.67	0.00	PIPER SANDLER COMPANIES	
NTRD	1372483911	FHLBANKS D NOTE 11/22/24	09/27/2024	11/22/2024	4.62000	50,000,000.00	49,640,666.67	0.00	PIPER SANDLER COMPANIES	
NTRD	1372483912	FHLBANKS D NOTE 11/22/24	09/27/2024	11/22/2024	4.62000	50,000,000.00	49,640,666.67	0.00	MIZUHO SECURITIES USA LLC	
NTRD	1372483913	FHLBANKS D NOTE 11/22/24	09/27/2024	11/22/2024	4.62000	50,000,000.00	49,640,666.67	0.00	MIZUHO SECURITIES USA LLC	
NTRD	1373351801	FED FARM CR BNKS D NOTE 01/06/25	09/30/2024	01/06/2025	4.40000	50,000,000.00	49,401,111.11	0.00	FHN FINANCIAL CAPITAL MARKETS	
NTRD	1373351803	FANNIE MAE D NOTE 11/08/24	09/27/2024	11/08/2024	4.60000	50,000,000.00	49,731,666.67	0.00	FHN FINANCIAL CAPITAL MARKETS	
NTRD	1373351805	FHLBANKS D NOTE 12/20/24	09/27/2024	12/20/2024	4.47000	50,000,000.00	49,478,500.00	0.00	MIZUHO SECURITIES USA LLC	
NTRD	1373351806	FHLBANKS D NOTE 12/20/24	09/27/2024	12/20/2024	4.47000	50,000,000.00	49,478,500.00	0.00	MIZUHO SECURITIES USA LLC	
NTRD	1373351808	FED FARM CR BNKS D NOTE 10/31/24	09/27/2024	10/31/2024	4.69000	50,000,000.00	49,778,527.78	0.00	PIPER SANDLER COMPANIES	
NTRD	1373351809	FANNIE MAE D NOTE 11/08/24	09/27/2024	11/08/2024	4.60000	50,000,000.00	49,731,666.67	0.00	FHN FINANCIAL CAPITAL MARKETS	
NTRD	1373351811	FED FARM CR BNKS D NOTE 01/06/25	09/30/2024	01/06/2025	4.40000	50,000,000.00	49,401,111.11	0.00	FHN FINANCIAL CAPITAL MARKETS	
NTRD	1373351813	FED FARM CR BNKS D NOTE 10/31/24	09/27/2024	10/31/2024	4.69000	50,000,000.00	49,778,527.78	0.00	PIPER SANDLER COMPANIES	
NTRD	1374462681	FED FARM CR BNKS D NOTE 03/07/25	09/30/2024	03/07/2025	4.31000	50,000,000.00	49,054,194.44	0.00	MIZUHO SECURITIES USA LLC	
NTRD	1374462683	FED FARM CR BNKS D NOTE 03/04/25	09/30/2024	03/04/2025	4.31000	50,000,000.00	49,072,152.78	0.00	PIPER SANDLER COMPANIES	
NTRD	1374462688	FED FARM CR BNKS D NOTE 03/04/25	09/30/2024	03/04/2025	4.31000	50,000,000.00	49,072,152.78	0.00	PIPER SANDLER COMPANIES	
NTRD	1374462693	FED FARM CR BNKS D NOTE 03/07/25	09/30/2024	03/07/2025	4.31000	50,000,000.00	49,054,194.44	0.00	MIZUHO SECURITIES USA LLC	
NTRD	1374462699	FHLBANKS D NOTE 12/02/24	09/30/2024	12/02/2024	4.52000	17,356,000.00	17,218,714.04	0.00	MISCHLER FINANCIAL GROUP INC.	
NTRD	1374462703	FHLBANKS D NOTE 12/02/24	09/30/2024	12/02/2024	4.52000	4,987,000.00	4,947,552.83	0.00	MISCHLER FINANCIAL GROUP INC.	
AGENCIES TOTAL							4,178,697,000.00	4,142,484,155.03	328,172.46	
NTRD	1354644809	DNB NEW YORK 5.110 11/04/24	09/04/2024	11/04/2024	5.11000	50,000,000.00	50,000,000.00	0.00	TULLETT PREBON FINANCIAL SVCS LLC	
NTRD	1360035871	TORONTO DOM NY 4.980 12/13/24	09/12/2024	12/13/2024	4.98000	50,000,000.00	50,000,000.00	0.00	TULLETT PREBON FINANCIAL SVCS LLC	
NTRD	1365011203	CIBC NY 5.060 10/18/24	09/17/2024	10/18/2024	5.06000	50,000,000.00	50,000,000.00	0.00	TULLETT PREBON FINANCIAL SVCS LLC	
NTRD	1365011204	CIBC NY 5.060 10/18/24	09/17/2024	10/18/2024	5.06000	50,000,000.00	50,000,000.00	0.00	TULLETT PREBON FINANCIAL SVCS LLC	
NTRD	1366639773	BMO CHICAGO 4.530 03/18/25	09/19/2024	03/18/2025	4.53000	50,000,000.00	50,000,000.00	0.00	TULLETT PREBON FINANCIAL SVCS LLC	
NTRD	1366639778	BMO CHICAGO 4.530 03/18/25	09/19/2024	03/18/2025	4.53000	50,000,000.00	50,000,000.00	0.00	TULLETT PREBON FINANCIAL SVCS LLC	
NTRD	1367520663	CREDIT AGRI NY 4.760 12/20/24	09/23/2024	12/20/2024	4.76000	50,000,000.00	50,000,000.00	0.00	RBC CAPITAL MARKETS, LLC	
NTRD	1367520664	CREDIT AGRI NY 4.760 12/20/24	09/23/2024	12/20/2024	4.76000	50,000,000.00	50,000,000.00	0.00	RBC CAPITAL MARKETS, LLC	
NTRD	1368988758	NORDEA BK NY 4.690 12/20/24	09/23/2024	12/20/2024	4.69000	50,000,000.00	50,000,000.00	0.00	TULLETT PREBON FINANCIAL SVCS LLC	
NTRD	1368988762	DNB NEW YORK 4.680 12/20/24	09/23/2024	12/20/2024	4.68000	50,000,000.00	50,000,000.00	0.00	UBS SECURITIES LLC	
NTRD	1370627848	SVNSKA HNDLSB NY 4.670 12/20/24	09/26/2024	12/20/2024	4.67000	50,000,000.00	50,000,000.00	0.00	TULLETT PREBON FINANCIAL SVCS LLC	
NTRD	1372483892	SG NEW YORK 4.580 01/27/25	09/26/2024	01/27/2025	4.58000	50,000,000.00	50,000,000.00	0.00	TULLETT PREBON FINANCIAL SVCS LLC	
NTRD	1372483899	SG NEW YORK 4.580 01/27/25	09/26/2024	01/27/2025	4.58000	50,000,000.00	50,000,000.00	0.00	TULLETT PREBON FINANCIAL SVCS LLC	
CDS TOTAL							650,000,000.00	650,000,000.00	0.00	
NTRD	1352826211	TOYOTA MOTOR CRD 01/03/25	09/03/2024	01/03/2025	4.92000	50,000,000.00	49,166,333.33	0.00	TOYOTA FINANCE (FINANCIAL) SERVICES	
NTRD	1352826215	ATLANTIC AST SEC 12/02/24	09/03/2024	12/02/2024	5.07000	50,000,000.00	49,366,250.00	0.00	BLAYLOCK VAN, LLC	
NTRD	1352826217	TOYOTA MOTOR CRD 01/03/25	09/03/2024	01/03/2025	4.92000	50,000,000.00	49,166,333.33	0.00	TOYOTA FINANCE (FINANCIAL) SERVICES	
NTRD	1352871744	PEPSICO 11/26/24	09/03/2024	11/26/2024	5.01000	40,000,000.00	39,532,400.00	0.00	MIZUHO SECURITIES USA LLC	
NTRD	1354631075	ATLANTIC AST SEC 11/06/24	09/04/2024	11/06/2024	5.13000	45,000,000.00	44,596,012.50	0.00	BLAYLOCK VAN, LLC	

LOS ANGELES COUNTY TREASURER
INVESTMENT TRANSACTIONS JOURNAL
PURCHASE DETAIL REPORT
GROUP: POOLED SURPLUS INVESTMENTS
FOR THE PERIOD: SEPTEMBER 1, 2024 TO SEPTEMBER 30, 2024
ATTACHMENT VIII

Account	Original Trs ID	Description	Settle Date	Maturity Date	Rate	PAR	Principal	Accr Interest	Broker/Dealer
NTRD	1354631076	ATLANTIC AST SEC 11/06/24	09/04/2024	11/06/2024	5.13000	50,000,000.00	49,551,125.00	0.00	BLAYLOCK VAN, LLC
NTRD	1354631078	FAYETE AST SECUR 11/04/24	09/04/2024	11/04/2024	5.14000	30,000,000.00	29,738,716.67	0.00	GREAT PACIFIC SECURITIES
NTRD	1354644810	PEPSICO 12/13/24	09/04/2024	12/13/2024	4.93000	30,000,000.00	29,589,166.67	0.00	MIZUHO SECURITIES USA LLC
NTRD	1355440954	PEPSICO 12/17/24	09/05/2024	12/17/2024	4.86000	25,000,000.00	24,652,375.00	0.00	J.P. MORGAN SECURITIES LLC
NTRD	1355455706	PEPSICO 12/16/24	09/05/2024	12/16/2024	4.86000	25,000,000.00	24,655,750.00	0.00	SIEBERT WILLIAMS SHANK CO. & LLC
NTRD	1355455707	CANCARA ASSETSEC 12/03/24	09/06/2024	12/03/2024	5.05000	50,000,000.00	49,382,777.78	0.00	J.P. MORGAN SECURITIES LLC
NTRD	1355455708	CREDIT AGRI NY 11/06/24	09/05/2024	11/06/2024	5.00000	50,000,000.00	49,569,444.44	0.00	BLAYLOCK VAN, LLC
NTRD	1355455709	CREDIT AGRI NY 11/06/24	09/05/2024	11/06/2024	5.00000	50,000,000.00	49,569,444.44	0.00	BLAYLOCK VAN, LLC
NTRD	1355455711	PEPSICO 12/20/24	09/05/2024	12/20/2024	4.86000	25,000,000.00	24,642,250.00	0.00	MIZUHO SECURITIES USA LLC
NTRD	1355455713	SHEFFIELD RECEIV 12/05/24	09/05/2024	12/05/2024	5.04000	50,000,000.00	49,363,000.00	0.00	LOOP CAPITAL MARKETS, LLC
NTRD	1355455715	FAYETE AST SECUR 12/03/24	09/05/2024	12/03/2024	5.02000	40,000,000.00	39,503,577.78	0.00	MISCHLER FINANCIAL GROUP INC.
NTRD	1356282327	FAYETE AST SECUR 11/06/24	09/06/2024	11/06/2024	5.09000	30,000,000.00	29,741,258.33	0.00	GREAT PACIFIC SECURITIES
NTRD	1356284116	FAYETE AST SECUR 12/05/24	09/09/2024	12/05/2024	5.00000	15,000,000.00	14,818,750.00	0.00	MISCHLER FINANCIAL GROUP INC.
NTRD	1356284117	CANCARA ASSETSEC 12/05/24	09/10/2024	12/05/2024	5.00000	50,000,000.00	49,402,777.78	0.00	J.P. MORGAN SECURITIES LLC
NTRD	1356284118	CANCARA ASSETSEC 12/05/24	09/10/2024	12/05/2024	5.00000	50,000,000.00	49,402,777.78	0.00	J.P. MORGAN SECURITIES LLC
NTRD	1356284119	FAYETE AST SECUR 12/05/24	09/09/2024	12/05/2024	5.00000	50,000,000.00	49,395,833.33	0.00	MISCHLER FINANCIAL GROUP INC.
NTRD	1357288780	ATLANTIC AST SEC 12/05/24	09/10/2024	12/05/2024	5.00000	50,000,000.00	49,402,777.78	0.00	J.P. MORGAN SECURITIES LLC
NTRD	1357288781	AUTOBAHN FUND 10/09/24	09/09/2024	10/09/2024	5.16000	25,000,000.00	24,892,500.00	0.00	BLAYLOCK VAN, LLC
NTRD	1357288783	TD 12/10/24	09/09/2024	12/10/2024	4.90000	50,000,000.00	49,373,888.89	0.00	GREAT PACIFIC SECURITIES
NTRD	1357288785	AUTOBAHN FUND 10/09/24	09/09/2024	10/09/2024	5.16000	50,000,000.00	49,785,000.00	0.00	BLAYLOCK VAN, LLC
NTRD	1357288787	ATLANTIC AST SEC 12/05/24	09/10/2024	12/05/2024	5.00000	40,000,000.00	39,522,222.22	0.00	J.P. MORGAN SECURITIES LLC
NTRD	1357296807	SHEFFIELD RECEIV 12/10/24	09/09/2024	12/10/2024	5.00000	50,000,000.00	49,361,111.11	0.00	RBC CAPITAL MARKETS, LLC
NTRD	1358390161	NATIXIS NY 12/11/24	09/10/2024	12/11/2024	4.99000	50,000,000.00	49,362,388.89	0.00	RBC CAPITAL MARKETS, LLC
NTRD	1358390163	CREDIT AGRI NY 09/11/24 MATD	09/10/2024	09/11/2024	5.31000	41,013,000.00	41,006,950.58	0.00	RBC CAPITAL MARKETS, LLC
NTRD	1358403951	AUTOBAHN FUND 10/10/24	09/10/2024	10/10/2024	5.12000	50,000,000.00	49,786,666.67	0.00	LOOP CAPITAL MARKETS, LLC
NTRD	1358403952	FAYETE AST SECUR 11/05/24	09/10/2024	11/05/2024	5.09000	50,000,000.00	49,604,111.11	0.00	BLAYLOCK VAN, LLC
NTRD	1359284205	NATIXIS NY 12/11/24	09/12/2024	12/11/2024	4.97000	50,000,000.00	49,378,750.00	0.00	GREAT PACIFIC SECURITIES
NTRD	1359284206	SHEFFIELD RECEIV 11/13/24	09/11/2024	11/13/2024	5.10000	50,000,000.00	49,553,750.00	0.00	RBC CAPITAL MARKETS, LLC
NTRD	1359284207	NATIXIS NY 12/11/24	09/12/2024	12/11/2024	4.97000	50,000,000.00	49,378,750.00	0.00	GREAT PACIFIC SECURITIES
NTRD	1359286050	CIBC 10/15/24	09/11/2024	10/15/2024	5.14000	50,000,000.00	49,757,277.78	0.00	BLAYLOCK VAN, LLC
NTRD	1359286052	FAYETE AST SECUR 12/09/24	09/11/2024	12/09/2024	5.01000	25,000,000.00	24,690,354.17	0.00	CITIGROUP GLOBAL MRKT INC
NTRD	1359286053	CIBC 10/15/24	09/11/2024	10/15/2024	5.14000	50,000,000.00	49,757,277.78	0.00	BLAYLOCK VAN, LLC
NTRD	1360035868	CANCARA ASSETSEC 11/15/24	09/13/2024	11/15/2024	5.05000	50,000,000.00	49,558,125.00	0.00	J.P. MORGAN SECURITIES LLC
NTRD	1360035870	CAFCO 09/25/24 MATD	09/12/2024	09/25/2024	5.20000	50,000,000.00	49,906,111.11	0.00	BLAYLOCK VAN, LLC
NTRD	1361041876	CANCARA ASSETSEC 11/13/24	09/13/2024	11/13/2024	4.98000	50,000,000.00	49,578,083.33	0.00	J.P. MORGAN SECURITIES LLC
NTRD	1361041877	THUNDER BAY FDG 12/17/24	09/17/2024	12/17/2024	4.90000	50,000,000.00	49,380,694.44	0.00	RBC CAPITAL MARKETS, LLC
NTRD	1361041882	MONT BLANC CAPTL 12/13/24	09/13/2024	12/13/2024	4.95000	21,130,000.00	20,865,610.88	0.00	ING FINANCIAL MARKETS LLC
NTRD	1361041883	UNILEVER CAPITAL 10/02/24 MATD	09/13/2024	10/02/2024	5.11000	7,600,000.00	7,579,503.22	0.00	MIZUHO SECURITIES USA LLC
NTRD	1361041884	ATLANTIC AST SEC 12/13/24	09/13/2024	12/13/2024	4.96000	50,000,000.00	49,373,111.11	0.00	J.P. MORGAN SECURITIES LLC
NTRD	1361041885	CANCARA ASSETSEC 11/13/24	09/13/2024	11/13/2024	4.98000	50,000,000.00	49,578,083.33	0.00	J.P. MORGAN SECURITIES LLC
NTRD	1361041887	UNILEVER CAPITAL 10/02/24 MATD	09/13/2024	10/02/2024	5.11000	50,000,000.00	49,865,152.78	0.00	MIZUHO SECURITIES USA LLC
NTRD	1361041889	AUTOBAHN FUND 11/13/24	09/13/2024	11/13/2024	5.09000	35,000,000.00	34,698,134.72	0.00	LOOP CAPITAL MARKETS, LLC
NTRD	1361043293	OLD LINE FDG 12/16/24	09/16/2024	12/16/2024	4.90000	50,000,000.00	49,380,694.44	0.00	RBC CAPITAL MARKETS, LLC
NTRD	1361043294	CANCARA ASSETSEC 11/19/24	09/16/2024	11/19/2024	4.98000	50,000,000.00	49,557,333.33	0.00	J.P. MORGAN SECURITIES LLC
NTRD	1361043295	FAYETE AST SECUR 12/13/24	09/13/2024	12/13/2024	4.97000	50,000,000.00	49,371,847.22	0.00	PIPER SANDLER COMPANIES
NTRD	1362911304	MONT BLANC CAPTL 12/16/24	09/16/2024	12/16/2024	4.90000	50,000,000.00	49,380,694.44	0.00	CITIGROUP GLOBAL MRKT INC
NTRD	1362911307	SHEFFIELD RECEIV 11/18/24	09/16/2024	11/18/2024	4.99000	50,000,000.00	49,563,375.00	0.00	GREAT PACIFIC SECURITIES
NTRD	1362911309	MONT BLANC CAPTL 12/16/24	09/17/2024	12/16/2024	4.89000	50,000,000.00	49,388,750.00	0.00	MISCHLER FINANCIAL GROUP INC.
NTRD	1362911310	SHEFFIELD RECEIV 11/15/24	09/16/2024	11/15/2024	5.00000	50,000,000.00	49,583,333.33	0.00	RBC CAPITAL MARKETS, LLC
NTRD	1362911313	ATLANTIC AST SEC 11/15/24	09/16/2024	11/15/2024	5.01000	50,000,000.00	49,582,500.00	0.00	LOOP CAPITAL MARKETS, LLC
NTRD	1365011201	CIBC 10/17/24	09/17/2024	10/17/2024	5.03000	50,000,000.00	49,790,416.67	0.00	MISCHLER FINANCIAL GROUP INC.
NTRD	1365011202	CREDIT AGRI NY 09/18/24 MATD	09/17/2024	09/18/2024	5.30000	50,000,000.00	49,992,638.89	0.00	GREAT PACIFIC SECURITIES
NTRD	1365011205	CIBC 10/17/24	09/17/2024	10/17/2024	5.03000	50,000,000.00	49,790,416.67	0.00	MISCHLER FINANCIAL GROUP INC.
NTRD	1365011206	CREDIT AGRI NY 09/18/24 MATD	09/17/2024	09/18/2024	5.30000	50,000,000.00	49,992,638.89	0.00	GREAT PACIFIC SECURITIES
NTRD	1365011207	OLD LINE FDG 12/20/24	09/19/2024	12/20/2024	4.88000	50,000,000.00	49,376,444.44	0.00	J.P. MORGAN SECURITIES LLC
NTRD	1365011208	SHEFFIELD RECEIV 11/19/24	09/17/2024	11/19/2024	4.98000	50,000,000.00	49,564,250.00	0.00	LOOP CAPITAL MARKETS, LLC

LOS ANGELES COUNTY TREASURER
INVESTMENT TRANSACTIONS JOURNAL
PURCHASE DETAIL REPORT
GROUP: POOLED SURPLUS INVESTMENTS
FOR THE PERIOD: SEPTEMBER 1, 2024 TO SEPTEMBER 30, 2024
ATTACHMENT VIII

Account	Original Trs ID	Description	Settle Date	Maturity Date	Rate	PAR	Principal	Accr Interest	Broker/Dealer
NTRD	1365817677	CREDIT AGRY NY 11/21/24	09/18/2024	11/21/2024	4.84000	50,000,000.00	49,569,777.78	0.00	MISCHLER FINANCIAL GROUP INC.
NTRD	1365817680	CREDIT AGRY NY 11/21/24	09/18/2024	11/21/2024	4.84000	50,000,000.00	49,569,777.78	0.00	MISCHLER FINANCIAL GROUP INC.
NTRD	1365839313	AUTOBAHN FUND 10/11/24	09/18/2024	10/11/2024	5.09000	50,000,000.00	49,837,402.78	0.00	PIPER SANDLER COMPANIES
NTRD	1366639775	ATLANTIC AST SEC 12/18/24	09/19/2024	12/18/2024	4.72000	50,000,000.00	49,410,000.00	0.00	MISCHLER FINANCIAL GROUP INC.
NTRD	1366639776	ATLANTIC AST SEC 12/20/24	09/23/2024	12/20/2024	4.75000	40,000,000.00	39,535,555.56	0.00	J.P. MORGAN SECURITIES LLC
NTRD	1366639777	TD 12/20/24	09/19/2024	12/20/2024	4.66000	50,000,000.00	49,404,555.56	0.00	GREAT PACIFIC SECURITIES
NTRD	1366639779	TD 12/20/24	09/19/2024	12/20/2024	4.66000	50,000,000.00	49,404,555.56	0.00	GREAT PACIFIC SECURITIES
NTRD	1366641723	JUPITER SECU 11/15/24	09/23/2024	11/15/2024	4.80000	50,000,000.00	49,646,666.67	0.00	RBC CAPITAL MARKETS, LLC
NTRD	1366641724	JUPITER SECU 11/15/24	09/23/2024	11/15/2024	4.80000	50,000,000.00	49,646,666.67	0.00	RBC CAPITAL MARKETS, LLC
NTRD	1366641725	JUPITER SECU 11/20/24	09/19/2024	11/20/2024	4.80000	50,000,000.00	49,586,666.67	0.00	BLAYLOCK VAN, LLC
NTRD	1366641726	JUPITER SECU 11/20/24	09/19/2024	11/20/2024	4.80000	50,000,000.00	49,586,666.67	0.00	BLAYLOCK VAN, LLC
NTRD	1367505061	JOHNSON&JOHNSON 12/20/24	09/20/2024	12/20/2024	4.62000	30,000,000.00	29,649,650.00	0.00	SIEBERT WILLIAMS SHANK CO. & LLC
NTRD	1367505063	AUTOBAHN FUND 11/01/24	09/20/2024	11/01/2024	4.83000	35,000,000.00	34,802,775.00	0.00	LOOP CAPITAL MARKETS, LLC
NTRD	1367505064	CREDIT AGRY NY 09/23/24 MATD	09/20/2024	09/23/2024	4.81000	40,404,000.00	40,387,804.73	0.00	RBC CAPITAL MARKETS, LLC
NTRD	1367511671	ATLANTIC AST SEC 11/22/24	09/20/2024	11/22/2024	4.78000	40,000,000.00	39,665,400.00	0.00	BLAYLOCK VAN, LLC
NTRD	1368969849	NATIXIS NY 01/02/25	09/24/2024	01/02/2025	4.55000	50,000,000.00	49,368,055.56	0.00	BLAYLOCK VAN, LLC
NTRD	1368969864	NATIXIS NY 01/02/25	09/24/2024	01/02/2025	4.55000	50,000,000.00	49,368,055.56	0.00	BLAYLOCK VAN, LLC
NTRD	1368988757	CANCARA ASSETSEC 01/23/25	09/24/2024	01/23/2025	4.60000	15,000,000.00	14,768,083.33	0.00	J.P. MORGAN SECURITIES LLC
NTRD	1368988759	ATLANTIC AST SEC 12/17/24	09/24/2024	12/17/2024	4.70000	50,000,000.00	49,451,666.67	0.00	BLAYLOCK VAN, LLC
NTRD	1368988760	CANCARA ASSETSEC 01/23/25	09/24/2024	01/23/2025	4.60000	50,000,000.00	49,226,944.44	0.00	J.P. MORGAN SECURITIES LLC
NTRD	1368988761	CREDIT AGRY NY 11/22/24	09/23/2024	11/22/2024	4.69000	50,000,000.00	49,609,166.67	0.00	LOOP CAPITAL MARKETS, LLC
NTRD	1368989227	OLD LINE FDG 12/23/24	09/24/2024	12/23/2024	4.65000	50,000,000.00	49,418,750.00	0.00	RBC CAPITAL MARKETS, LLC
NTRD	1369856197	CREDIT AGRY NY 09/25/24 MATD	09/24/2024	09/25/2024	4.80000	50,000,000.00	49,993,333.33	0.00	GREAT PACIFIC SECURITIES
NTRD	1369856198	ATLANTIC AST SEC 01/08/25	09/24/2024	01/08/2025	4.59000	50,000,000.00	49,324,250.00	0.00	MISCHLER FINANCIAL GROUP INC.
NTRD	1369856203	CREDIT AGRY NY 09/25/24 MATD	09/24/2024	09/25/2024	4.80000	50,000,000.00	49,993,333.33	0.00	GREAT PACIFIC SECURITIES
NTRD	1369856204	SHEFFIELD RECEIV 11/08/24	09/24/2024	11/08/2024	4.78000	50,000,000.00	49,701,250.00	0.00	UBS SECURITIES LLC
NTRD	1369856209	ATLANTIC AST SEC 01/08/25	09/24/2024	01/08/2025	4.59000	50,000,000.00	49,324,250.00	0.00	MISCHLER FINANCIAL GROUP INC.
NTRD	1369856210	CREDIT AGRY NY 09/25/24 MATD	09/24/2024	09/25/2024	4.80000	50,000,000.00	49,993,333.33	0.00	GREAT PACIFIC SECURITIES
NTRD	1369856211	CREDIT AGRY NY 09/25/24 MATD	09/24/2024	09/25/2024	4.80000	50,000,000.00	49,993,333.33	0.00	GREAT PACIFIC SECURITIES
NTRD	1369856212	OLD LINE FDG 01/13/25	09/26/2024	01/13/2025	4.59000	50,000,000.00	49,305,125.00	0.00	GREAT PACIFIC SECURITIES
NTRD	1369859037	CRC FUNDING 01/17/25	09/24/2024	01/17/2025	4.58000	50,000,000.00	49,268,472.22	0.00	GREAT PACIFIC SECURITIES
NTRD	1369859038	CRC FUNDING 01/17/25	09/24/2024	01/17/2025	4.58000	50,000,000.00	49,268,472.22	0.00	GREAT PACIFIC SECURITIES
NTRD	1369859577	CAFCO 01/17/25	09/24/2024	01/17/2025	4.59000	50,000,000.00	49,266,875.00	0.00	CITIGROUP GLOBAL MRKT INC
NTRD	1370619217	NATIXIS NY 01/02/25	09/25/2024	01/02/2025	4.55000	50,000,000.00	49,374,375.00	0.00	BLAYLOCK VAN, LLC
NTRD	1370619218	JUPITER SECU 10/28/24	09/25/2024	10/28/2024	4.84000	50,000,000.00	49,778,166.67	0.00	LOOP CAPITAL MARKETS, LLC
NTRD	1370619219	CHARIOT FUNDING 11/15/24	09/25/2024	11/15/2024	4.80000	50,000,000.00	49,660,000.00	0.00	RBC CAPITAL MARKETS, LLC
NTRD	1370619220	CIBC 10/18/24	09/25/2024	10/18/2024	4.80000	50,000,000.00	49,846,666.67	0.00	GREAT PACIFIC SECURITIES
NTRD	1370619222	CIBC 10/25/24	09/25/2024	10/25/2024	4.80000	50,000,000.00	49,800,000.00	0.00	GREAT PACIFIC SECURITIES
NTRD	1370619223	NATIXIS NY 01/06/25	09/26/2024	01/06/2025	4.52000	50,000,000.00	49,359,666.67	0.00	BLAYLOCK VAN, LLC
NTRD	1370619224	NATIXIS NY 01/06/25	09/26/2024	01/06/2025	4.52000	50,000,000.00	49,359,666.67	0.00	BLAYLOCK VAN, LLC
NTRD	1370619227	TOYOTA MOTOR CRD 02/10/25	09/27/2024	02/10/2025	4.50000	50,000,000.00	49,150,000.00	0.00	TOYOTA MOTOR CREDIT CORPORATION
NTRD	1370619228	THUNDER BAY FDG 01/22/25	09/26/2024	01/22/2025	4.56000	50,000,000.00	49,252,666.67	0.00	J.P. MORGAN SECURITIES LLC
NTRD	1370619229	FAYETE AST SECUR 12/18/24	09/25/2024	12/18/2024	4.67000	45,000,000.00	44,509,650.00	0.00	CITIGROUP GLOBAL MRKT INC
NTRD	1370619230	TOYOTA MOTOR CRD 02/10/25	09/27/2024	02/10/2025	4.50000	50,000,000.00	49,150,000.00	0.00	TOYOTA MOTOR CREDIT CORPORATION
NTRD	1370619231	JUPITER SECU 10/28/24	09/25/2024	10/28/2024	4.84000	50,000,000.00	49,778,166.67	0.00	LOOP CAPITAL MARKETS, LLC
NTRD	1370627846	OLD LINE FDG 01/21/25	09/27/2024	01/21/2025	4.55000	50,000,000.00	49,266,944.44	0.00	RBC CAPITAL MARKETS, LLC
NTRD	1370627847	OLD LINE FDG 01/22/25	09/26/2024	01/22/2025	4.56000	50,000,000.00	49,252,666.67	0.00	J.P. MORGAN SECURITIES LLC
NTRD	1372483890	SHEFFIELD RECEIV 11/12/24	09/26/2024	11/12/2024	4.78000	50,000,000.00	49,687,972.22	0.00	MISCHLER FINANCIAL GROUP INC.
NTRD	1372483891	CAFCO 01/17/25	09/26/2024	01/17/2025	4.55000	50,000,000.00	49,285,902.78	0.00	J.P. MORGAN SECURITIES LLC
NTRD	1372483898	SHEFFIELD RECEIV 11/12/24	09/26/2024	11/12/2024	4.78000	25,000,000.00	24,843,986.11	0.00	MISCHLER FINANCIAL GROUP INC.
NTRD	1372483905	CAFCO 01/17/25	09/26/2024	01/17/2025	4.55000	50,000,000.00	49,285,902.78	0.00	J.P. MORGAN SECURITIES LLC
NTRD	1372486013	CAFCO 01/28/25	09/27/2024	01/28/2025	4.53000	50,000,000.00	49,226,125.00	0.00	BLAYLOCK VAN, LLC
NTRD	1373351798	AUTOBAHN FUND 10/30/24	09/27/2024	10/30/2024	4.83000	50,000,000.00	49,778,625.00	0.00	LOOP CAPITAL MARKETS, LLC
NTRD	1373351804	CREDIT AGRY NY 11/06/24	09/27/2024	11/06/2024	4.64000	50,000,000.00	49,742,222.22	0.00	BLAYLOCK VAN, LLC
NTRD	1373351807	AUTOBAHN FUND 10/30/24	09/27/2024	10/30/2024	4.83000	35,000,000.00	34,845,037.50	0.00	LOOP CAPITAL MARKETS, LLC

LOS ANGELES COUNTY TREASURER
 INVESTMENT TRANSACTIONS JOURNAL
 PURCHASE DETAIL REPORT
 GROUP: POOLED SURPLUS INVESTMENTS
 FOR THE PERIOD: SEPTEMBER 1, 2024 TO SEPTEMBER 30, 2024
 ATTACHMENT VIII

Account	Original Trs ID	Description	Settle Date	Maturity Date	Rate	PAR	Principal	Accr Interest	Broker/Dealer
NTRD	1373351816	CREDIT AGRI NY 11/06/24	09/27/2024	11/06/2024	4.64000	50,000,000.00	49,742,222.22	0.00	BLAYLOCK VAN, LLC
NTRD	1373360327	SHEFFIELD RECEIV 12/02/24	09/27/2024	12/02/2024	4.74000	50,000,000.00	49,565,500.00	0.00	MISCHLER FINANCIAL GROUP INC.
NTRD	1373360328	SHEFFIELD RECEIV 12/02/24	09/27/2024	12/02/2024	4.74000	50,000,000.00	49,565,500.00	0.00	RBC CAPITAL MARKETS, LLC
NTRD	1373360329	SHEFFIELD RECEIV 12/02/24	09/27/2024	12/02/2024	4.74000	50,000,000.00	49,565,500.00	0.00	RBC CAPITAL MARKETS, LLC
NTRD	1374462685	CAFCO 01/10/25	09/30/2024	01/10/2025	4.58000	50,000,000.00	49,351,166.67	0.00	CITIGROUP GLOBAL MRKT INC
NTRD	1374462687	AUTOBAHN FUND 11/01/24	09/30/2024	11/01/2024	4.83000	50,000,000.00	49,785,333.33	0.00	LOOP CAPITAL MARKETS, LLC
NTRD	1374462689	CAFCO 01/08/25	09/30/2024	01/08/2025	4.57000	25,000,000.00	24,682,638.89	0.00	CITIGROUP GLOBAL MRKT INC
NTRD	1374462691	SHEFFIELD RECEIV 12/03/24	09/30/2024	12/03/2024	4.72000	50,000,000.00	49,580,444.44	0.00	GREAT PACIFIC SECURITIES
NTRD	1374462694	CAFCO 01/08/25	09/30/2024	01/08/2025	4.57000	50,000,000.00	49,365,277.78	0.00	CITIGROUP GLOBAL MRKT INC
NTRD	1374462695	CAFCO 01/10/25	09/30/2024	01/10/2025	4.58000	50,000,000.00	49,351,166.67	0.00	CITIGROUP GLOBAL MRKT INC
NTRD	1374462696	MONT BLANC CAPTL 02/20/25	09/30/2024	02/20/2025	4.53000	40,129,000.00	39,406,912.09	0.00	MISCHLER FINANCIAL GROUP INC.
NTRD	1374462697	AUTOBAHN FUND 11/01/24	09/30/2024	11/01/2024	4.83000	10,000,000.00	9,957,066.67	0.00	LOOP CAPITAL MARKETS, LLC
NTRD	1374462700	AUTOBAHN FUND 12/04/24	09/30/2024	12/04/2024	4.64000	35,000,000.00	34,706,777.78	0.00	MISCHLER FINANCIAL GROUP INC.
NTRD	1374462701	CRC FUNDING 01/10/25	09/30/2024	01/10/2025	4.56000	50,000,000.00	49,354,000.00	0.00	BLAYLOCK VAN, LLC
CPD TOTAL						6,015,276,000.00	5,957,127,495.41	0.00	
NTRD	1352826213	US TREASURY BILL 11/05/24	09/03/2024	11/05/2024	5.01000	40,352,000.00	39,998,213.84	0.00	US BANCORP ADVISORS
NTRD	1354631077	US TREASURY BILL 11/12/24	09/04/2024	11/12/2024	4.97000	50,000,000.00	49,523,708.33	0.00	J.P. MORGAN SECURITIES LLC
NTRD	1354631079	US TREASURY BILL 11/12/24	09/04/2024	11/12/2024	4.97000	50,000,000.00	49,523,708.33	0.00	J.P. MORGAN SECURITIES LLC
NTRD	1355440949	US TREASURY BILL 11/07/24	09/05/2024	11/07/2024	4.96500	50,000,000.00	49,565,562.50	0.00	FHN FINANCIAL CAPITAL MARKETS
NTRD	1355440950	US TREASURY BILL 11/05/24	09/05/2024	11/05/2024	4.99000	24,971,000.00	24,759,863.26	0.00	US BANCORP ADVISORS
NTRD	1355440951	US TREASURY BILL 11/07/24	09/05/2024	11/07/2024	4.96500	50,000,000.00	49,565,562.50	0.00	FHN FINANCIAL CAPITAL MARKETS
NTRD	1355440952	US TREASURY BILL 11/12/24	09/05/2024	11/12/2024	4.95000	50,000,000.00	49,532,500.00	0.00	PIPER SANDLER COMPANIES
NTRD	1355440953	US TREASURY BILL 11/12/24	09/05/2024	11/12/2024	4.95000	50,000,000.00	49,532,500.00	0.00	PIPER SANDLER COMPANIES
NTRD	1356282328	US TREASURY BILL 11/14/24	09/06/2024	11/14/2024	4.93000	50,000,000.00	49,527,541.67	0.00	US BANCORP ADVISORS
NTRD	1356282329	US TREASURY BILL 11/14/24	09/06/2024	11/14/2024	4.93000	50,000,000.00	49,527,541.67	0.00	US BANCORP ADVISORS
NTRD	1359284203	US TREASURY BILL 11/12/24	09/11/2024	11/12/2024	4.88500	50,000,000.00	49,579,347.22	0.00	DAIWA CAPITAL MARKETS AMERICA INC.
NTRD	1359284204	US TREASURY BILL 11/12/24	09/11/2024	11/12/2024	4.88500	41,833,000.00	41,481,056.65	0.00	DAIWA CAPITAL MARKETS AMERICA INC.
NTRD	1360035869	US TREASURY BILL 11/19/24	09/12/2024	11/19/2024	4.86000	50,000,000.00	49,541,000.00	0.00	PIPER SANDLER COMPANIES
NTRD	1360035873	US TREASURY BILL 11/19/24	09/12/2024	11/19/2024	4.86000	50,000,000.00	49,541,000.00	0.00	PIPER SANDLER COMPANIES
NTRD	1362911308	US TREASURY BILL 11/26/24	09/16/2024	11/26/2024	4.75000	50,000,000.00	49,531,597.22	0.00	DAIWA CAPITAL MARKETS AMERICA INC.
NTRD	1365008889	US TREASURY BILL 11/26/24	09/17/2024	11/26/2024	4.71500	50,000,000.00	49,541,597.22	0.00	FHN FINANCIAL CAPITAL MARKETS
NTRD	1365008890	US TREASURY BILL 11/29/24	09/17/2024	11/29/2024	4.71300	50,000,000.00	49,522,154.17	0.00	US BANCORP ADVISORS
NTRD	1365008891	US TREASURY BILL 11/12/24	09/17/2024	11/12/2024	4.80000	40,293,000.00	39,992,145.60	0.00	J.P. MORGAN SECURITIES LLC
NTRD	1365008896	US TREASURY BILL 11/29/24	09/17/2024	11/29/2024	4.71300	50,000,000.00	49,522,154.17	0.00	US BANCORP ADVISORS
NTRD	1365008899	US TREASURY BILL 11/26/24	09/17/2024	11/26/2024	4.71500	50,000,000.00	49,541,597.22	0.00	FHN FINANCIAL CAPITAL MARKETS
NTRD	1365817671	US TREASURY BILL 11/14/24	09/18/2024	11/14/2024	4.74000	50,000,000.00	49,624,750.00	0.00	KEYBANC CAPITAL MARKETS INC.
NTRD	1365817673	US TREASURY BILL 11/21/24	09/18/2024	11/21/2024	4.74500	50,000,000.00	49,578,222.22	0.00	WELLS FARGO
NTRD	1365817675	US TREASURY BILL 12/05/24	09/18/2024	12/05/2024	4.73000	50,000,000.00	49,487,583.33	0.00	RAYMOND, JAMES & ASSOC.INC
NTRD	1365817678	US TREASURY BILL 11/21/24	09/18/2024	11/21/2024	4.74500	50,000,000.00	49,578,222.22	0.00	WELLS FARGO
NTRD	1365817679	US TREASURY BILL 11/21/24	09/18/2024	11/21/2024	4.74500	50,000,000.00	49,578,222.22	0.00	WELLS FARGO
NTRD	1365817681	US TREASURY BILL 11/14/24	09/18/2024	11/14/2024	4.74000	50,000,000.00	49,624,750.00	0.00	KEYBANC CAPITAL MARKETS INC.
NTRD	1365817682	US TREASURY BILL 11/21/24	09/18/2024	11/21/2024	4.74500	50,000,000.00	49,578,222.22	0.00	WELLS FARGO
NTRD	1365817683	US TREASURY BILL 12/05/24	09/18/2024	12/05/2024	4.73000	50,000,000.00	49,487,583.33	0.00	RAYMOND, JAMES & ASSOC.INC
NTRD	1366639768	US TREASURY BILL 12/19/24	09/19/2024	12/19/2024	4.60000	50,000,000.00	49,418,611.11	0.00	PIPER SANDLER COMPANIES
NTRD	1366639780	US TREASURY BILL 12/19/24	09/19/2024	12/19/2024	4.60000	50,000,000.00	49,418,611.11	0.00	PIPER SANDLER COMPANIES
NTRD	1367505062	US TREASURY BILL 12/19/24	09/20/2024	12/19/2024	4.55000	50,000,000.00	49,431,250.00	0.00	FHN FINANCIAL CAPITAL MARKETS
NTRD	1368969823	US TREASURY BILL 12/12/24	09/23/2024	12/12/2024	4.51000	50,000,000.00	49,498,888.89	0.00	US BANCORP ADVISORS
NTRD	1368969832	US TREASURY BILL 12/12/24	09/23/2024	12/12/2024	4.51000	36,527,000.00	36,160,918.29	0.00	US BANCORP ADVISORS
NTRD	1368969841	US TREASURY BILL 11/29/24	09/23/2024	11/29/2024	4.54500	50,000,000.00	49,577,062.50	0.00	PIPER SANDLER COMPANIES
NTRD	1368969857	US TREASURY BILL 11/29/24	09/23/2024	11/29/2024	4.54500	50,000,000.00	49,577,062.50	0.00	PIPER SANDLER COMPANIES
NTRD	1368969871	US TREASURY BILL 12/17/24	09/24/2024	12/17/2024	4.50000	50,000,000.00	49,475,000.00	0.00	FHN FINANCIAL CAPITAL MARKETS
NTRD	1368969886	US TREASURY BILL 12/17/24	09/24/2024	12/17/2024	4.50000	50,000,000.00	49,475,000.00	0.00	FHN FINANCIAL CAPITAL MARKETS
NTRD	1370619225	US TREASURY BILL 01/21/25	09/26/2024	01/21/2025	4.43000	50,000,000.00	49,280,125.00	0.00	DAIWA CAPITAL MARKETS AMERICA INC.
NTRD	1370619226	US TREASURY BILL 01/21/25	09/26/2024	01/21/2025	4.43000	50,000,000.00	49,280,125.00	0.00	DAIWA CAPITAL MARKETS AMERICA INC.
NTRD	1372483903	US TREASURY BILL 12/31/24	09/26/2024	12/31/2024	4.42000	50,000,000.00	49,410,666.67	0.00	PIPER SANDLER COMPANIES
NTRD	1372483901	US TREASURY BILL 12/31/24	09/26/2024	12/31/2024	4.42000	50,000,000.00	49,410,666.67	0.00	PIPER SANDLER COMPANIES
NTRD	1372483903	US TREASURY BILL 01/09/25	09/26/2024	01/09/2025	4.42000	50,000,000.00	49,355,416.67	0.00	DAIWA CAPITAL MARKETS AMERICA INC.
NTRD	1372483904	US TREASURY BILL 12/19/24	09/26/2024	12/19/2024	4.45000	50,000,000.00	49,480,833.33	0.00	KEYBANC CAPITAL MARKETS INC.
NTRD	1372483906	US TREASURY BILL 12/19/24	09/26/2024	12/19/2024	4.47600	46,231,000.00	45,748,163.44	0.00	US BANCORP ADVISORS
NTRD	1372483907	US TREASURY BILL 12/19/24	09/26/2024	12/19/2024	4.45000	50,000,000.00	49,480,833.33	0.00	KEYBANC CAPITAL MARKETS INC.
NTRD	1372483914	US TREASURY BILL 12/31/24	09/26/2024	12/31/2024	4.42000	50,000,000.00	49,410,666.67	0.00	PIPER SANDLER COMPANIES
NTRD	1372483915	US TREASURY BILL 12/31/24	09/26/2024	12/31/2024	4.42000	50,000,000.00	49,410,666.67	0.00	PIPER SANDLER COMPANIES

LOS ANGELES COUNTY TREASURER
INVESTMENT TRANSACTIONS JOURNAL
PURCHASE DETAIL REPORT
GROUP: POOLED SURPLUS INVESTMENTS
FOR THE PERIOD: SEPTEMBER 1, 2024 TO SEPTEMBER 30, 2024
ATTACHMENT VIII

Account	Original Trs ID	Description	Settle Date	Maturity Date	Rate	PAR	Principal	Accr Interest	Broker/Dealer
NTRD	1372483916	US TREASURY BILL 01/09/25	09/26/2024	01/09/2025	4.42000	50,000,000.00	49,355,416.67	0.00	DAIWA CAPITAL MARKETS AMERICA INC.
NTRD	1373351795	US TREASURY BILL 01/02/25	09/27/2024	01/02/2025	4.40000	50,000,000.00	49,407,222.22	0.00	WELLS FARGO
NTRD	1373351796	US TREASURY BILL 01/02/25	09/27/2024	01/02/2025	4.40000	50,000,000.00	49,407,222.22	0.00	WELLS FARGO
NTRD	1373351797	US TREASURY BILL 01/02/25	09/27/2024	01/02/2025	4.40000	50,000,000.00	49,407,222.22	0.00	WELLS FARGO
NTRD	1373351799	US TREASURY BILL 12/26/24	09/27/2024	12/26/2024	4.47000	50,000,000.00	49,441,250.00	0.00	RAYMOND, JAMES & ASSOC.INC
NTRD	1373351800	US TREASURY BILL 12/26/24	09/27/2024	12/26/2024	4.47000	50,000,000.00	49,441,250.00	0.00	RAYMOND, JAMES & ASSOC.INC
NTRD	1373351802	US TREASURY BILL 01/02/25	09/27/2024	01/02/2025	4.40000	50,000,000.00	49,407,222.22	0.00	WELLS FARGO
NTRD	1373351810	US TREASURY BILL 12/26/24	09/27/2024	12/26/2024	4.47700	50,000,000.00	49,440,375.00	0.00	US BANCORP ADVISORS
NTRD	1373351814	US TREASURY BILL 12/31/24	09/27/2024	12/31/2024	4.48000	50,000,000.00	49,408,888.89	0.00	J.P. MORGAN SECURITIES LLC
NTRD	1373351815	US TREASURY BILL 12/26/24	09/27/2024	12/26/2024	4.47700	48,353,000.00	47,811,809.05	0.00	US BANCORP ADVISORS
NTRD	1373351817	US TREASURY BILL 12/12/24	09/27/2024	12/12/2024	4.45000	50,000,000.00	49,530,277.78	0.00	J.P. MORGAN SECURITIES LLC
NTRD	1373351818	US TREASURY BILL 12/31/24	09/27/2024	12/31/2024	4.48000	50,000,000.00	49,408,888.89	0.00	J.P. MORGAN SECURITIES LLC
NTRD	1373351819	US TREASURY BILL 12/12/24	09/27/2024	12/12/2024	4.45000	50,000,000.00	49,530,277.78	0.00	J.P. MORGAN SECURITIES LLC
NTRD	1374462680	US TREASURY BILL 12/31/24	09/30/2024	12/31/2024	4.48500	50,000,000.00	49,426,916.67	0.00	J.P. MORGAN SECURITIES LLC
NTRD	1374462682	US TREASURY BILL 01/07/25	09/30/2024	01/07/2025	4.42200	50,000,000.00	49,391,975.00	0.00	RAYMOND, JAMES & ASSOC.INC
NTRD	1374462684	US TREASURY BILL 12/31/24	09/30/2024	12/31/2024	4.48500	50,000,000.00	49,426,916.67	0.00	J.P. MORGAN SECURITIES LLC
NTRD	1374462686	US TREASURY BILL 01/14/25	09/30/2024	01/14/2025	4.41600	50,000,000.00	49,349,866.67	0.00	KEYBANC CAPITAL MARKETS INC.
NTRD	1374462690	US TREASURY BILL 01/07/25	09/30/2024	01/07/2025	4.42200	50,000,000.00	49,391,975.00	0.00	RAYMOND, JAMES & ASSOC.INC
NTRD	1374462692	US TREASURY BILL 01/14/25	09/30/2024	01/14/2025	4.41600	50,000,000.00	49,349,866.67	0.00	KEYBANC CAPITAL MARKETS INC.
NTRD	1374462698	US TREASURY BILL 12/31/24	09/30/2024	12/31/2024	4.48500	50,000,000.00	49,426,916.67	0.00	J.P. MORGAN SECURITIES LLC
NTRD	1374462702	US TREASURY BILL 12/31/24	09/30/2024	12/31/2024	4.48500	50,000,000.00	49,426,916.67	0.00	J.P. MORGAN SECURITIES LLC
US TBILLS TOTAL						3,456,960,000.00	3,421,034,493.53	0.00	
NTRD- PSI TOTAL						14,300,933,000.00	14,170,646,143.97	328,172.46	
PSI TOTAL						14,300,933,000.00	14,170,646,143.97	328,172.46	

LOS ANGELES COUNTY TREASURER
INVESTMENT TRANSACTIONS JOURNAL
PURCHASE DETAIL REPORT
GROUP: SPECIFIC PURPOSE INVESTMENTS
FOR THE PERIOD: SEPTEMBER 1, 2024 TO SEPTEMBER 30, 2024
ATTACHMENT VIII

Account	Original Trs ID	Description	Settle Date	Maturity Date	Rate	PAR	Principal	Accr Interest	Broker/Dealer
SCAQMD-P6G	1368966561	UNITED STATES TREASURY	09/26/2024	03/20/2025	4.27000	10,000,000.00	9,792,430.56	0.00	PIPER SANDLER COMPANIES
SCAQMD-P66	1368966563	UNITED STATES TREASURY	09/26/2024	03/20/2025	4.27000	20,000,000.00	19,584,861.11	0.00	PIPER SANDLER COMPANIES
SCAQMD-P61	1368966564	UNITED STATES TREASURY	09/26/2024	03/20/2025	4.27000	30,000,000.00	29,377,291.67	0.00	PIPER SANDLER COMPANIES
SCAQMD-P9A	1369855851	UNITED STATES TREASURY	09/26/2024	03/20/2025	4.27000	20,000,000.00	19,584,861.11	0.00	PIPER SANDLER COMPANIES
SCAQMD-P6H	1369855852	UNITED STATES TREASURY	09/26/2024	03/20/2025	4.27000	5,000,000.00	4,896,215.28	0.00	PIPER SANDLER COMPANIES
US TBILLS TOTAL						85,000,000.00	83,235,659.73	0.00	
SPI TOTAL						85,000,000.00	83,235,659.73	0.00	

LOS ANGELES COUNTY TREASURER
INVESTMENT TRANSACTIONS JOURNAL
CALLS-SALES REPORT
GROUP: POOLED SURPLUS INVESTMENTS
FOR THE PERIOD: SEPTEMBER 1, 2024 TO SEPTEMBER 30, 2024
ATTACHMENT VIII

Account	Original Trs ID	Description	CUSIP	Transaction Type	Settle Date	Maturity Date	Rate	PAR	Principal	Interest	Settlement Amount
NTRD	1348151942	FEDERAL HOME LOAN MORTGAGE CORP	3134GY3N0	Call Redemption	09/01/2024	12/01/2025	5.35000	25,000,000.00	25,000,000.00	-	25,000,000.00
NTRD	1348151943	FEDERAL HOME LOAN MORTGAGE CORP	3134GY3N0	Coupon	09/01/2024	12/01/2025	5.35000	-	-	334,375.00	334,375.00
NTRD	1354986476	FEDERAL HOME LOAN MORTGAGE CORP	3134GYJT0	Call Redemption	09/04/2024	03/04/2026	5.35000	25,000,000.00	25,000,000.00	-	25,000,000.00
NTRD	1348955496	FEDERAL HOME LOAN MORTGAGE CORP	3134GYJT0	Coupon	09/04/2024	03/04/2026	5.35000	-	-	668,750.00	668,750.00
NTRD	1356934261	FEDERAL HOME LOAN MORTGAGE CORP	3134GYJW3	Call Redemption	09/06/2024	03/06/2026	5.45000	25,000,000.00	25,000,000.00	-	25,000,000.00
NTRD	1355863104	FEDERAL HOME LOAN MORTGAGE CORP	3134GYJW3	Coupon	09/06/2024	03/06/2026	5.45000	-	-	681,250.00	681,250.00
NTRD	1356934259	FEDERAL HOME LOAN MORTGAGE CORP	3134GYK35	Call Redemption	09/06/2024	03/06/2026	5.45000	25,000,000.00	25,000,000.00	-	25,000,000.00
NTRD	1350215661	FEDERAL HOME LOAN MORTGAGE CORP	3134GYK35	Coupon	09/06/2024	03/06/2026	5.45000	-	-	681,250.00	681,250.00
NTRD	1356934264	FEDERAL HOME LOAN MORTGAGE CORP	3134GYKB7	Call Redemption	09/06/2024	03/06/2026	5.53000	25,000,000.00	25,000,000.00	-	25,000,000.00
NTRD	1350216673	FEDERAL HOME LOAN MORTGAGE CORP	3134GYKB7	Coupon	09/06/2024	03/06/2026	5.53000	-	-	691,250.00	691,250.00
NTRD	1356934262	FEDERAL HOME LOAN BANKS	3130AXZ27	Call Redemption	09/06/2024	06/06/2025	5.35000	50,000,000.00	50,000,000.00	-	50,000,000.00
NTRD	1350169079	FEDERAL HOME LOAN BANKS	3130AXZ27	Coupon	09/06/2024	06/06/2025	5.35000	-	-	668,750.00	668,750.00
NTRD	1356934263	FEDERAL NATIONAL MORTGAGE ASSOCIATION	3135GAKJ9	Call Redemption	09/06/2024	06/06/2025	5.36000	50,000,000.00	50,000,000.00	-	50,000,000.00
NTRD	1348151947	FEDERAL NATIONAL MORTGAGE ASSOCIATION	3135GAKJ9	Coupon	09/06/2024	06/06/2025	5.36000	-	-	670,000.00	670,000.00
NTRD	1356934266	FEDERAL NATIONAL MORTGAGE ASSOCIATION	3135GAKH3	Call Redemption	09/06/2024	06/06/2025	5.35000	50,000,000.00	50,000,000.00	-	50,000,000.00
NTRD	1348151945	FEDERAL NATIONAL MORTGAGE ASSOCIATION	3135GAKH3	Coupon	09/06/2024	06/06/2025	5.35000	-	-	668,750.00	668,750.00
NTRD	1356934265	FEDERAL NATIONAL MORTGAGE ASSOCIATION	3135GAKK6	Call Redemption	09/06/2024	12/06/2024	5.32000	50,000,000.00	50,000,000.00	-	50,000,000.00
NTRD	1348151949	FEDERAL NATIONAL MORTGAGE ASSOCIATION	3135GAKK6	Coupon	09/06/2024	12/06/2024	5.32000	-	-	665,000.00	665,000.00
NTRD	1356934265	FEDERAL NATIONAL MORTGAGE ASSOCIATION	3135GAKK6	Call Redemption	09/06/2024	12/06/2024	5.32000	50,000,000.00	50,000,000.00	-	50,000,000.00
NTRD	1348151949	FEDERAL NATIONAL MORTGAGE ASSOCIATION	3135GAKK6	Coupon	09/06/2024	12/06/2024	5.32000	-	-	665,000.00	665,000.00
NTRD	1356934260	FEDERAL NATIONAL MORTGAGE ASSOCIATION	3135GAKM2	Call Redemption	09/06/2024	12/06/2024	5.32000	50,000,000.00	50,000,000.00	-	50,000,000.00
NTRD	1355445673	FEDERAL NATIONAL MORTGAGE ASSOCIATION	3135GAKM2	Coupon	09/06/2024	12/06/2024	5.32000	-	-	665,000.00	665,000.00
NTRD	1356934260	FEDERAL NATIONAL MORTGAGE ASSOCIATION	3135GAKM2	Call Redemption	09/06/2024	12/06/2024	5.32000	50,000,000.00	50,000,000.00	-	50,000,000.00
NTRD	1355445673	FEDERAL NATIONAL MORTGAGE ASSOCIATION	3135GAKM2	Coupon	09/06/2024	12/06/2024	5.32000	-	-	665,000.00	665,000.00
NTRD	1357946075	FEDERAL HOME LOAN MORTGAGE CORP	3134GY4T6	Call Redemption	09/08/2024	12/08/2025	5.16000	25,000,000.00	25,000,000.00	-	25,000,000.00
NTRD	1354621206	FEDERAL HOME LOAN MORTGAGE CORP	3134GY4T6	Coupon	09/08/2024	12/08/2025	5.16000	-	-	322,500.00	322,500.00
NTRD	1358764956	FEDERAL NATIONAL MORTGAGE ASSOCIATION	3135GAKL4	Call Redemption	09/10/2024	12/10/2024	5.32000	50,000,000.00	50,000,000.00	-	50,000,000.00
NTRD	1350216674	FEDERAL NATIONAL MORTGAGE ASSOCIATION	3135GAKL4	Coupon	09/10/2024	12/10/2024	5.32000	-	-	665,000.00	665,000.00
NTRD	1358764956	FEDERAL NATIONAL MORTGAGE ASSOCIATION	3135GAKL4	Call Redemption	09/10/2024	12/10/2024	5.32000	50,000,000.00	50,000,000.00	-	50,000,000.00
NTRD	1350216674	FEDERAL NATIONAL MORTGAGE ASSOCIATION	3135GAKL4	Coupon	09/10/2024	12/10/2024	5.32000	-	-	665,000.00	665,000.00
NTRD	1360574419	FEDERAL HOME LOAN MORTGAGE CORP	3134GY5A6	Call Redemption	09/12/2024	12/12/2025	5.20000	25,000,000.00	25,000,000.00	-	25,000,000.00
NTRD	1357226032	FEDERAL HOME LOAN MORTGAGE CORP	3134GY5A6	Coupon	09/12/2024	12/12/2025	5.20000	-	-	325,000.00	325,000.00
NTRD	1358364335	FEDERAL HOME LOAN MORTGAGE CORP	3134GY6C1	Call Redemption	09/13/2024	12/13/2024	5.14000	25,000,000.00	25,000,000.00	-	25,000,000.00
NTRD	1358364337	FEDERAL HOME LOAN MORTGAGE CORP	3134GY6C1	Coupon	09/13/2024	12/13/2024	5.14000	-	-	321,250.00	321,250.00
NTRD	1358364331	FEDERAL HOME LOAN MORTGAGE CORP	3134GYK04	Call Redemption	09/13/2024	03/13/2026	5.55000	25,000,000.00	25,000,000.00	-	25,000,000.00
NTRD	1360533438	FEDERAL HOME LOAN MORTGAGE CORP	3134GYK04	Coupon	09/13/2024	03/13/2026	5.55000	-	-	693,750.00	693,750.00
NTRD	1359194792	FEDERAL HOME LOAN MORTGAGE CORP	3134GYLB6	Call Redemption	09/15/2024	06/15/2026	5.70000	25,000,000.00	25,000,000.00	-	25,000,000.00
NTRD	1359194793	FEDERAL HOME LOAN MORTGAGE CORP	3134GYLB6	Coupon	09/15/2024	06/15/2026	5.70000	-	-	356,250.00	356,250.00
NTRD	1360071290	FEDERAL FARM CREDIT BANKS FUNDING CORP	3133EPED3	Call Redemption	09/17/2024	04/05/2027	5.27000	25,000,000.00	25,000,000.00	-	25,000,000.00
NTRD	1360071291	FEDERAL FARM CREDIT BANKS FUNDING CORP	3133EPED3	Coupon	09/17/2024	04/05/2027	5.27000	-	-	592,875.00	592,875.00
NTRD	1359216884	FEDERAL NATIONAL MORTGAGE ASSOCIATION	3135GAQ85	Call Redemption	09/20/2024	03/20/2025	5.20000	25,000,000.00	25,000,000.00	-	25,000,000.00
NTRD	1359216885	FEDERAL NATIONAL MORTGAGE ASSOCIATION	3135GAQ95	Coupon	09/20/2024	03/20/2025	5.20000	-	-	650,000.00	650,000.00
NTRD	1365007091	FEDERAL HOME LOAN MORTGAGE CORP	3134GYTZ5	Call Redemption	09/21/2024	06/21/2027	5.70000	25,000,000.00	25,000,000.00	-	25,000,000.00
NTRD	1365007092	FEDERAL HOME LOAN MORTGAGE CORP	3134GYTZ5	Coupon	09/21/2024	06/21/2027	5.70000	-	-	356,250.00	356,250.00
NTRD	1365007093	FEDERAL HOME LOAN MORTGAGE CORP	3134GYTY8	Call Redemption	09/21/2024	06/21/2027	5.70000	25,000,000.00	25,000,000.00	-	25,000,000.00
NTRD	1365007094	FEDERAL HOME LOAN MORTGAGE CORP	3134GYTY8	Coupon	09/21/2024	06/21/2027	5.70000	-	-	356,250.00	356,250.00
NTRD	1367511669	FEDERAL FARM CREDIT BANKS FUNDING CORP	3133EN4K3	Call Redemption	09/23/2024	12/20/2027	5.33000	25,000,000.00	25,000,000.00	-	25,000,000.00
NTRD	1367511670	FEDERAL FARM CREDIT BANKS FUNDING CORP	3133EN4K3	Coupon	09/23/2024	12/20/2027	5.33000	-	-	344,229.17	344,229.17
NTRD	1372950508	FEDERAL HOME LOAN MORTGAGE CORP	3134GYAH5	Call Redemption	09/26/2024	12/26/2025	5.15000	25,000,000.00	25,000,000.00	-	25,000,000.00
NTRD	1369856261	FEDERAL HOME LOAN MORTGAGE CORP	3134GYAH5	Coupon	09/26/2024	12/26/2025	5.15000	-	-	321,875.00	321,875.00
NTRD	1372950511	FEDERAL HOME LOAN MORTGAGE CORP	3134GYAR3	Call Redemption	09/26/2024	09/26/2025	5.05000	25,000,000.00	25,000,000.00	-	25,000,000.00
NTRD	1369856259	FEDERAL HOME LOAN MORTGAGE CORP	3134GYAR3	Coupon	09/26/2024	09/26/2025	5.05000	-	-	631,250.00	631,250.00
NTRD	1372950510	FEDERAL HOME LOAN MORTGAGE CORP	3134GYAV4	Call Redemption	09/26/2024	12/26/2025	5.12000	25,000,000.00	25,000,000.00	-	25,000,000.00
NTRD	1369856266	FEDERAL HOME LOAN MORTGAGE CORP	3134GYAV4	Coupon	09/26/2024	12/26/2025	5.12000	-	-	320,000.00	320,000.00
NTRD	1372950509	FEDERAL HOME LOAN MORTGAGE CORP	3134GYV41	Call Redemption	09/26/2024	06/26/2026	5.42000	50,000,000.00	50,000,000.00	-	50,000,000.00
NTRD	1369856264	FEDERAL HOME LOAN MORTGAGE CORP	3134GYV41	Coupon	09/26/2024	06/26/2026	5.42000	-	-	677,500.00	677,500.00
NTRD	1369859620	FEDERAL HOME LOAN MORTGAGE CORP	3134GYAU8	Call Redemption	09/27/2024	03/27/2026	5.10000	25,000,000.00	25,000,000.00	-	25,000,000.00
NTRD	1369859621	FEDERAL HOME LOAN MORTGAGE CORP	3134GYAU6	Coupon	09/27/2024	03/27/2026	5.10000	-	-	637,500.00	637,500.00
NTRD	1373460759	FEDERAL NATIONAL MORTGAGE ASSOCIATION	3135GAG21	Call Redemption	09/27/2024	03/27/2026	5.30000	25,000,000.00	25,000,000.00	-	25,000,000.00
NTRD	1372929080	FEDERAL NATIONAL MORTGAGE ASSOCIATION	3135GAG21	Coupon	09/27/2024	03/27/2026	5.30000	-	-	662,500.00	662,500.00
NTRD	1369859625	FEDERAL HOME LOAN MORTGAGE CORP	3134HCY7	Call Redemption	09/27/2024	09/27/2027	5.70000	50,000,000.00	50,000,000.00	-	50,000,000.00

LOS ANGELES COUNTY TREASURER
 INVESTMENT TRANSACTIONS JOURNAL
 CALLS-SALES REPORT
 GROUP: POOLED SURPLUS INVESTMENTS
 FOR THE PERIOD: SEPTEMBER 1, 2024 TO SEPTEMBER 30, 2024
 ATTACHMENT VIII

Account	Original Trs ID	Description	CUSIP	Transaction Type	Settle Date	Maturity Date	Rate	PAR	Principal	Interest	Settlement Amount	
NTRD	1372929054	FEDERAL HOME LOAN MORTGAGE CORP	3134H1CY7	Coupon	09/27/2024	09/27/2027	5.70000	-	-	1,425,000.00	1,425,000.00	
NTRD	1369859624	FEDERAL HOME LOAN MORTGAGE CORP	3134H1DB6	Call Redemption	09/27/2024	09/27/2027	5.75500	50,000,000.00	50,000,000.00	-	50,000,000.00	
NTRD	1372929060	FEDERAL HOME LOAN MORTGAGE CORP	3134H1DB6	Coupon	09/27/2024	09/27/2027	5.75500	-	-	1,438,750.00	1,438,750.00	
NTRD	1369859622	FEDERAL HOME LOAN MORTGAGE CORP	3134H1DC4	Call Redemption	09/27/2024	09/27/2027	5.75000	50,000,000.00	50,000,000.00	-	50,000,000.00	
NTRD	1372929055	FEDERAL HOME LOAN MORTGAGE CORP	3134H1DC4	Coupon	09/27/2024	09/27/2027	5.75000	-	-	1,437,500.00	1,437,500.00	
NTRD	1369860079	FEDERAL HOME LOAN MORTGAGE CORP	3134H1DU4	Call Redemption	09/27/2024	09/27/2027	5.86000	50,000,000.00	50,000,000.00	-	50,000,000.00	
NTRD	1372929068	FEDERAL HOME LOAN MORTGAGE CORP	3134H1DU4	Coupon	09/27/2024	09/27/2027	5.86000	-	-	1,465,000.00	1,465,000.00	
NTRD	1369860080	FEDERAL HOME LOAN MORTGAGE CORP	3134H1DV2	Call Redemption	09/27/2024	09/27/2027	5.86000	50,000,000.00	50,000,000.00	-	50,000,000.00	
NTRD	1372929065	FEDERAL HOME LOAN MORTGAGE CORP	3134H1DV2	Coupon	09/27/2024	09/27/2027	5.86000	-	-	1,465,000.00	1,465,000.00	
NTRD	1369859623	FEDERAL HOME LOAN MORTGAGE CORP	3134H1DT7	Call Redemption	09/27/2024	09/27/2027	5.85000	50,000,000.00	50,000,000.00	-	50,000,000.00	
NTRD	1372929067	FEDERAL HOME LOAN MORTGAGE CORP	3134H1DT7	Coupon	09/27/2024	09/27/2027	5.85000	-	-	1,462,500.00	1,462,500.00	
NTRD	1373460865	FEDERAL NATIONAL MORTGAGE ASSOCIATION	3135GAKS9	Call Redemption	09/27/2024	12/27/2024	5.22000	50,000,000.00	50,000,000.00	-	50,000,000.00	
NTRD	1372929058	FEDERAL NATIONAL MORTGAGE ASSOCIATION	3135GAKS9	Coupon	09/27/2024	12/27/2024	5.22000	-	-	652,500.00	652,500.00	
NTRD	1373460865	FEDERAL NATIONAL MORTGAGE ASSOCIATION	3135GAKS9	Call Redemption	09/27/2024	12/27/2024	5.22000	50,000,000.00	50,000,000.00	-	50,000,000.00	
NTRD	1372929059	FEDERAL NATIONAL MORTGAGE ASSOCIATION	3135GAKS9	Coupon	09/27/2024	12/27/2024	5.22000	-	-	652,500.00	652,500.00	
NTRD	1373463088	FEDERAL NATIONAL MORTGAGE ASSOCIATION	3135GAKR1	Call Redemption	09/27/2024	12/27/2024	5.19000	50,000,000.00	50,000,000.00	-	50,000,000.00	
NTRD	1372929056	FEDERAL NATIONAL MORTGAGE ASSOCIATION	3135GAKR1	Coupon	09/27/2024	12/27/2024	5.19000	-	-	648,750.00	648,750.00	
NTRD	1373463088	FEDERAL NATIONAL MORTGAGE ASSOCIATION	3135GAKR1	Call Redemption	09/27/2024	12/27/2024	5.19000	50,000,000.00	50,000,000.00	-	50,000,000.00	
NTRD	1372929057	FEDERAL NATIONAL MORTGAGE ASSOCIATION	3135GAKR1	Coupon	09/27/2024	12/27/2024	5.19000	-	-	648,750.00	648,750.00	
NTRD	1369859031	FEDERAL HOME LOAN BANKS	3130AY7D2	Call Redemption	09/27/2024	12/27/2024	5.21000	100,000,000.00	100,000,000.00	-	100,000,000.00	
NTRD	1369859032	FEDERAL HOME LOAN BANKS	3130AY7D2	Coupon	09/27/2024	12/27/2024	5.21000	-	-	1,302,500.00	1,302,500.00	
NTRD	1369859035	FEDERAL HOME LOAN BANKS	3130AYA48	Call Redemption	09/27/2024	12/27/2024	5.23000	50,000,000.00	50,000,000.00	-	50,000,000.00	
NTRD	1369859036	FEDERAL HOME LOAN BANKS	3130AYA48	Coupon	09/27/2024	12/27/2024	5.23000	-	-	653,750.00	653,750.00	
NTRD	1369859033	FEDERAL HOME LOAN BANKS	3130AYA30	Call Redemption	09/27/2024	12/27/2024	5.22000	100,000,000.00	100,000,000.00	-	100,000,000.00	
NTRD	1369859034	FEDERAL HOME LOAN BANKS	3130AYA30	Coupon	09/27/2024	12/27/2024	5.22000	-	-	1,305,000.00	1,305,000.00	
NTRD	1369859028	FEDERAL HOME LOAN BANKS	3130AYA55	Call Redemption	09/27/2024	12/27/2024	5.22500	50,000,000.00	50,000,000.00	-	50,000,000.00	
NTRD	1369859029	FEDERAL HOME LOAN BANKS	3130AYA55	Coupon	09/27/2024	12/27/2024	5.22500	-	-	653,125.00	653,125.00	
NTRD	1373463089	FEDERAL NATIONAL MORTGAGE ASSOCIATION	3135GAKT7	Call Redemption	09/27/2024	12/27/2024	5.23000	50,000,000.00	50,000,000.00	-	50,000,000.00	
NTRD	1372929083	FEDERAL NATIONAL MORTGAGE ASSOCIATION	3135GAKT7	Coupon	09/27/2024	12/27/2024	5.23000	-	-	653,750.00	653,750.00	
NTRD	1375990789	FEDERAL HOME LOAN MORTGAGE CORP	3134GYC91	Call Redemption	09/28/2024	12/29/2025	5.17000	25,000,000.00	25,000,000.00	-	25,000,000.00	
NTRD	1369863380	FEDERAL HOME LOAN MORTGAGE CORP	3134GYC91	Coupon	09/28/2024	12/29/2025	5.17000	-	-	323,125.00	323,125.00	
NTRD	1376001420	FEDERAL HOME LOAN MORTGAGE CORP	3134GYU91	Call Redemption	09/28/2024	06/28/2027	5.70000	25,000,000.00	25,000,000.00	-	25,000,000.00	
NTRD	1369863375	FEDERAL HOME LOAN MORTGAGE CORP	3134GYU91	Coupon	09/28/2024	06/28/2027	5.70000	-	-	356,250.00	356,250.00	
NTRD	1375990904	FEDERAL HOME LOAN MORTGAGE CORP	3134GYUM2	Call Redemption	09/28/2024	06/28/2027	5.70000	25,000,000.00	25,000,000.00	-	25,000,000.00	
NTRD	1369863373	FEDERAL HOME LOAN MORTGAGE CORP	3134GYUM2	Coupon	09/28/2024	06/28/2027	5.70000	-	-	356,250.00	356,250.00	
NTRD	1375990919	FEDERAL HOME LOAN MORTGAGE CORP	3134GYV82	Call Redemption	09/28/2024	06/28/2027	5.70000	50,000,000.00	50,000,000.00	-	50,000,000.00	
NTRD	1369863378	FEDERAL HOME LOAN MORTGAGE CORP	3134GYV82	Coupon	09/28/2024	06/28/2027	5.70000	-	-	712,500.00	712,500.00	
NTRD	1375990933	FEDERAL HOME LOAN MORTGAGE CORP	3134GYAF9	Call Redemption	09/29/2024	12/29/2025	5.13000	25,000,000.00	25,000,000.00	-	25,000,000.00	
NTRD	1369863569	FEDERAL HOME LOAN MORTGAGE CORP	3134GYAF9	Coupon	09/29/2024	12/29/2025	5.13000	-	-	320,625.00	320,625.00	
NTRD	1375990942	FEDERAL HOME LOAN MORTGAGE CORP	3134GYB50	Call Redemption	09/29/2024	12/29/2025	5.15000	25,000,000.00	25,000,000.00	-	25,000,000.00	
NTRD	1369863388	FEDERAL HOME LOAN MORTGAGE CORP	3134GYB50	Coupon	09/29/2024	12/29/2025	5.15000	-	-	321,875.00	321,875.00	
NTRD	1375990951	FEDERAL HOME LOAN MORTGAGE CORP	3134GYBX9	Call Redemption	09/29/2024	12/29/2025	5.15000	25,000,000.00	25,000,000.00	-	25,000,000.00	
NTRD	1369863567	FEDERAL HOME LOAN MORTGAGE CORP	3134GYBX9	Coupon	09/29/2024	12/29/2025	5.15000	-	-	321,875.00	321,875.00	
NTRD	1375990968	FEDERAL HOME LOAN MORTGAGE CORP	3134GYC42	Call Redemption	09/29/2024	12/29/2025	5.12000	25,000,000.00	25,000,000.00	-	25,000,000.00	
NTRD	1369863384	FEDERAL HOME LOAN MORTGAGE CORP	3134GYC42	Coupon	09/29/2024	12/29/2025	5.12000	-	-	320,000.00	320,000.00	
NTRD	1375990830	FEDERAL HOME LOAN MORTGAGE CORP	3134GYV58	Call Redemption	09/29/2024	06/29/2026	5.60000	50,000,000.00	50,000,000.00	-	50,000,000.00	
NTRD	1369863382	FEDERAL HOME LOAN MORTGAGE CORP	3134GYV58	Coupon	09/29/2024	06/29/2026	5.60000	-	-	700,000.00	700,000.00	
NTRD	1375990875	FEDERAL HOME LOAN MORTGAGE CORP	3134GYV66	Call Redemption	09/29/2024	06/29/2027	5.70000	50,000,000.00	50,000,000.00	-	50,000,000.00	
NTRD	1369863386	FEDERAL HOME LOAN MORTGAGE CORP	3134GYV66	Coupon	09/29/2024	06/29/2027	5.70000	-	-	712,500.00	712,500.00	
NTRD-PSI TOTAL									2,175,000,000.00	2,175,000,000.00	36,932,729.17	2,211,932,729.17
PSI TOTAL									2,175,000,000.00	2,175,000,000.00	36,932,729.17	2,211,932,729.17

LOS ANGELES COUNTY TREASURER
 COMPARISON OF INVESTMENT COST TO MARKET VALUE
 AS OF SEPTEMBER 30, 2024
 ATTACHMENT IX

SECURITY TYPE	POOLED			SPECIFIC PURPOSE		
	Amortized Cost	Market Value	Mkt Value Difference	Amortized Cost	Market Value	Mkt Value Difference
Collateralized CD's	\$0.00	\$0.00	\$0.00	\$0.00	\$0.00	\$0.00
Negotiable CD's	2,350,000,000.00	2,351,487,500.00	1,487,500.00	0.00	0.00	0.00
Euro CD's	0.00	0.00	0.00	0.00	0.00	0.00
Bankers Acceptances	0.00	0.00	0.00	0.00	0.00	0.00
Commercial Paper	13,230,860,323.31	13,232,122,401.55	1,262,078.24	0.00	0.00	0.00
Governments	9,675,495,154.12	9,524,142,341.29	(151,352,812.83)	206,255,010.08	206,378,494.13	123,484.03
Agencies	27,992,876,900.58	26,529,239,110.90	(1,463,637,789.68)	217,406,618.33	198,924,532.80	(18,482,085.53)
Municipals	20,282,408.02	20,282,408.02	0.00	2,060,000.00	2,060,000.00	0.00
Corp. & Deposit Notes	0.00	0.00	0.00	0.00	0.00	0.00
Repurchase Agreements	0.00	0.00	0.00	0.00	0.00	0.00
Asset Backed	0.00	0.00	0.00	0.00	0.00	0.00
Other	0.00	0.00	0.00	43,316,383.34	43,316,383.34	0.00
TOTAL	<u>\$53,269,514,786.03</u>	<u>\$51,657,273,761.76</u>	<u>(\$1,612,241,024.27)</u>	<u>\$469,038,011.75</u>	<u>\$450,679,410.27</u>	<u>(\$18,358,601.48)</u>

Market Pricing Policies and Source:

The Pooled Surplus Investment Portfolio (PSI) is market priced monthly using Citibank Valuation Total Report month-end prices. Securities not actively traded, and therefore may not have a month-end price quoted in the Citibank Valuation Total Report, are priced in accordance with industry pricing standards and are shown on Attachment IXa. Bond Anticipation Notes are private placements not actively traded, are not included in the Citibank Valuation Total Report. Accordingly, market value is priced at Cost. Such non-traded securities make up 0.04% of the PSI Portfolio.

LOS ANGELES COUNTY TREASURER
MARKET PRICING EXCEPTIONS
AS OF SEPTEMBER 30, 2024
ATTACHMENT IXa

Security ID	Description	Calculated Market Price
1374462696	MONT BLANC CAPITAL CORP.	98.201
1333895108	THUNDER BAY FUNDING, LLC	99.898

LOS ANGELES COUNTY TREASURER
 TREASURER PORTFOLIO COMPARED TO MARKET VALUE
 FOR THE PERIOD: SEPTEMBER 1, 2024 TO SEPTEMBER 30, 2024
 FUND: POOLED SURPLUS INVESTMENTS
 ATTACHMENT X

Security ID	CUSIP	Description	Final Maturity	Face Rate	PAR	Amortized Cost	Historical Cost	Market Value
1022381769	3133EPGV1	FEDERAL FARM CREDIT BANKS FUNDING CORP	04/28/2026	4.480	50,000,000.00	50,000,000.00	50,000,000.00	50,190,000.00
821809165	3133EMLN0	FEDERAL FARM CREDIT BANKS FUNDING CORP	12/23/2030	1.240	50,000,000.00	50,000,000.00	50,000,000.00	42,695,500.00
821810641	3133ENCC2	FEDERAL FARM CREDIT BANKS FUNDING CORP	10/27/2031	1.980	20,000,000.00	20,000,000.00	20,000,000.00	17,521,200.00
821809066	3133EL5L4	FEDERAL FARM CREDIT BANKS FUNDING CORP	06/03/2030	1.250	50,000,000.00	50,000,000.00	50,000,000.00	43,423,500.00
1361041879	3133ERS1	FEDERAL FARM CREDIT BANKS FUNDING CORP	03/11/2032	5.250	19,085,000.00	19,085,000.00	19,085,000.00	19,093,588.25
1104833997	3133EPWS0	FEDERAL FARM CREDIT BANKS FUNDING CORP	09/25/2026	5.200	25,000,000.00	25,000,000.00	25,000,000.00	25,263,750.00
821809918	3133EMNB4	FEDERAL FARM CREDIT BANKS FUNDING CORP	01/14/2031	1.380	25,000,000.00	25,000,000.00	25,000,000.00	21,388,000.00
821809490	3133EMFG2	FEDERAL FARM CREDIT BANKS FUNDING CORP	11/04/2030	1.370	50,000,000.00	50,000,000.00	50,000,000.00	43,179,000.00
1356282330	3133ERST9	FEDERAL FARM CREDIT BANKS FUNDING CORP	09/11/2030	5.120	50,000,000.00	50,000,000.00	50,000,000.00	50,021,000.00
821810656	3133ELXZ2	FEDERAL FARM CREDIT BANKS FUNDING CORP	04/27/2027	1.020	20,925,000.00	20,950,918.95	20,995,517.25	19,643,134.50
821809462	3133EMVB5	FEDERAL FARM CREDIT BANKS FUNDING CORP	04/05/2029	1.730	25,000,000.00	25,000,000.00	25,000,000.00	22,797,750.00
821810615	3133EL2K9	FEDERAL FARM CREDIT BANKS FUNDING CORP	07/30/2029	1.120	20,000,000.00	20,000,000.00	20,000,000.00	17,579,400.00
821809731	3133ELC77	FEDERAL FARM CREDIT BANKS FUNDING CORP	05/27/2027	1.040	35,500,000.00	35,500,000.00	35,500,000.00	33,102,685.00
821809064	3133EMLN0	FEDERAL FARM CREDIT BANKS FUNDING CORP	12/23/2030	1.240	50,000,000.00	50,000,000.00	50,000,000.00	42,695,500.00
821809877	3133ENKZ2	FEDERAL FARM CREDIT BANKS FUNDING CORP	01/14/2032	2.000	25,000,000.00	24,908,644.60	24,875,000.00	22,149,000.00
821809507	3133ENJCS	FEDERAL FARM CREDIT BANKS FUNDING CORP	12/22/2026	1.290	25,000,000.00	25,000,000.00	25,000,000.00	23,695,500.00
821810701	3133ENFN5	FEDERAL FARM CREDIT BANKS FUNDING CORP	11/30/2026	1.540	25,000,000.00	25,000,000.00	25,000,000.00	23,859,750.00
821810441	3133ENLS7	FEDERAL FARM CREDIT BANKS FUNDING CORP	01/26/2032	2.320	25,000,000.00	25,000,000.00	25,000,000.00	22,218,000.00
821810497	3133EMVA7	FEDERAL FARM CREDIT BANKS FUNDING CORP	04/01/2031	2.020	25,000,000.00	25,000,000.00	25,000,000.00	22,189,500.00
1352826210	3133ERRQ6	FEDERAL FARM CREDIT BANKS FUNDING CORP	02/28/2030	5.190	50,000,000.00	49,962,968.52	49,962,500.00	50,078,150.00
821810398	3133ENMP2	FEDERAL FARM CREDIT BANKS FUNDING CORP	01/27/2032	2.230	25,000,000.00	25,000,000.00	25,000,000.00	22,075,500.00
821809049	3133EMFH0	FEDERAL FARM CREDIT BANKS FUNDING CORP	11/04/2030	1.300	50,000,000.00	50,000,000.00	50,000,000.00	43,073,050.00
821809892	3133EMGT3	FEDERAL FARM CREDIT BANKS FUNDING CORP	11/19/2030	1.340	25,000,000.00	25,000,000.00	25,000,000.00	21,527,250.00
821809576	3133EL5F7	FEDERAL FARM CREDIT BANKS FUNDING CORP	12/01/2028	1.030	40,000,000.00	39,942,173.08	39,885,600.00	35,814,400.00
821809520	3133ENHP8	FEDERAL FARM CREDIT BANKS FUNDING CORP	12/20/2028	1.450	25,000,000.00	24,983,728.20	24,973,000.00	22,955,250.00
821810695	3133EMWA6	FEDERAL FARM CREDIT BANKS FUNDING CORP	04/14/2028	1.430	25,000,000.00	25,000,000.00	25,000,000.00	23,101,500.00
821809055	3133EMGT3	FEDERAL FARM CREDIT BANKS FUNDING CORP	11/19/2030	1.340	50,000,000.00	50,000,000.00	50,000,000.00	43,054,500.00
821810624	3133ENDC1	FEDERAL FARM CREDIT BANKS FUNDING CORP	11/03/2026	1.330	20,000,000.00	19,995,821.47	19,990,000.00	19,037,600.00
821810553	3133EMWB4	FEDERAL FARM CREDIT BANKS FUNDING CORP	04/14/2031	2.040	25,000,000.00	25,000,000.00	25,000,000.00	22,227,250.00
821809516	3133ENEM8	FEDERAL FARM CREDIT BANKS FUNDING CORP	11/23/2026	1.430	25,000,000.00	25,000,000.00	25,000,000.00	23,814,250.00
821809744	3133ENEF3	FEDERAL FARM CREDIT BANKS FUNDING CORP	11/16/2026	1.270	20,000,000.00	20,000,000.00	20,000,000.00	18,997,200.00
821809879	3133ENLL2	FEDERAL FARM CREDIT BANKS FUNDING CORP	01/20/2032	2.050	25,000,000.00	25,000,000.00	25,000,000.00	21,800,000.00
821810568	3133ELJ31	FEDERAL FARM CREDIT BANKS FUNDING CORP	08/12/2030	1.150	10,551,000.00	10,542,227.28	10,536,228.60	9,051,597.39
821809501	3133EL6D1	FEDERAL FARM CREDIT BANKS FUNDING CORP	09/10/2029	1.230	25,000,000.00	25,000,000.00	25,000,000.00	22,302,500.00
1118108042	3133EPYC3	FEDERAL FARM CREDIT BANKS FUNDING CORP	10/20/2027	5.360	25,000,000.00	25,000,000.00	25,000,000.00	25,264,250.00
821809757	3133ENLE8	FEDERAL FARM CREDIT BANKS FUNDING CORP	01/18/2028	1.830	25,000,000.00	25,000,000.00	25,000,000.00	23,538,500.00
821810751	3133ENHB9	FEDERAL FARM CREDIT BANKS FUNDING CORP	12/14/2028	1.840	25,000,000.00	25,000,000.00	25,000,000.00	23,146,750.00
821809053	3133EMFH0	FEDERAL FARM CREDIT BANKS FUNDING CORP	11/04/2030	1.300	50,000,000.00	50,000,000.00	50,000,000.00	43,073,050.00
845641500	3133ENVT4	FEDERAL FARM CREDIT BANKS FUNDING CORP	05/03/2027	3.490	25,000,000.00	25,000,000.00	25,000,000.00	24,677,250.00
821810697	3133EMWA6	FEDERAL FARM CREDIT BANKS FUNDING CORP	04/14/2028	1.430	25,000,000.00	25,000,000.00	25,000,000.00	23,101,500.00
821809475	3133ELJ31	FEDERAL FARM CREDIT BANKS FUNDING CORP	08/12/2030	1.150	50,000,000.00	49,958,427.16	49,930,000.00	42,894,500.00
821810051	3133EMJZ6	FEDERAL FARM CREDIT BANKS FUNDING CORP	12/10/2031	1.170	37,000,000.00	36,865,516.36	36,794,280.00	30,723,320.00
903285066	3133ENJ35	FEDERAL FARM CREDIT BANKS FUNDING CORP	02/25/2026	3.320	25,000,000.00	24,998,138.55	24,995,350.00	24,841,000.00
821810781	3133ENKH2	FEDERAL FARM CREDIT BANKS FUNDING CORP	01/10/2028	1.600	25,000,000.00	25,000,000.00	25,000,000.00	23,372,250.00
821809572	3133EMNW8	FEDERAL FARM CREDIT BANKS FUNDING CORP	01/27/2027	0.700	40,000,000.00	40,000,000.00	40,000,000.00	37,345,600.00
821810092	3133EL4P6	FEDERAL FARM CREDIT BANKS FUNDING CORP	08/20/2029	1.140	25,000,000.00	25,000,000.00	25,000,000.00	21,963,500.00
821809783	3133ENCC2	FEDERAL FARM CREDIT BANKS FUNDING CORP	10/27/2031	1.980	25,000,000.00	25,000,000.00	25,000,000.00	21,901,500.00
821810303	3133ENGR5	FEDERAL FARM CREDIT BANKS FUNDING CORP	12/09/2031	2.200	25,000,000.00	25,000,000.00	25,000,000.00	22,196,750.00
821810753	3133ENHB9	FEDERAL FARM CREDIT BANKS FUNDING CORP	12/14/2028	1.840	25,000,000.00	25,000,000.00	25,000,000.00	23,146,750.00
1338687925	3133ERPG0	FEDERAL FARM CREDIT BANKS FUNDING CORP	08/14/2028	5.080	25,000,000.00	24,993,951.20	24,993,750.00	25,011,250.00
821810677	3133EMLM2	FEDERAL FARM CREDIT BANKS FUNDING CORP	02/21/2031	1.125	21,750,000.00	21,750,000.00	21,750,000.00	18,428,122.50
888663308	3133ENC40	FEDERAL FARM CREDIT BANKS FUNDING CORP	07/25/2029	4.330	25,000,000.00	25,000,000.00	25,000,000.00	25,001,250.00
1344644968	3133ERQB0	FEDERAL FARM CREDIT BANKS FUNDING CORP	08/20/2031	5.370	50,000,000.00	49,968,439.38	49,968,000.00	50,024,500.00
821809512	3133ENDC1	FEDERAL FARM CREDIT BANKS FUNDING CORP	11/03/2026	1.330	25,000,000.00	25,000,000.00	25,000,000.00	23,797,000.00
821809015	3133EL4P6	FEDERAL FARM CREDIT BANKS FUNDING CORP	08/20/2029	1.140	43,338,000.00	43,302,566.92	43,272,993.00	38,074,166.52
821809911	3133EMGT3	FEDERAL FARM CREDIT BANKS FUNDING CORP	11/19/2030	1.340	25,000,000.00	25,000,000.00	25,000,000.00	21,527,250.00
821810776	3133ENKH2	FEDERAL FARM CREDIT BANKS FUNDING CORP	01/10/2028	1.600	25,000,000.00	25,000,000.00	25,000,000.00	23,372,250.00
821809286	3133EMXS1	FEDERAL FARM CREDIT BANKS FUNDING CORP	03/15/2029	1.550	50,000,000.00	49,817,713.02	49,675,000.00	45,578,500.00
906065817	3133ENJ76	FEDERAL FARM CREDIT BANKS FUNDING CORP	09/06/2029	4.400	25,000,000.00	25,000,000.00	25,000,000.00	25,001,500.00
1245941140	3133ERBB6	FEDERAL FARM CREDIT BANKS FUNDING CORP	04/16/2029	5.420	50,000,000.00	50,000,000.00	50,000,000.00	50,186,000.00
821809486	3133EL6L3	FEDERAL FARM CREDIT BANKS FUNDING CORP	09/09/2030	1.320	50,000,000.00	50,000,000.00	50,000,000.00	43,204,500.00
821809738	3133ENLZ1	FEDERAL FARM CREDIT BANKS FUNDING CORP	01/26/2027	1.780	25,000,000.00	25,000,000.00	25,000,000.00	23,960,500.00
1359286051	3133ERS1	FEDERAL FARM CREDIT BANKS FUNDING CORP	03/11/2032	5.250	50,000,000.00	50,000,000.00	50,000,000.00	50,022,500.00
821809273	3133EMLN0	FEDERAL FARM CREDIT BANKS FUNDING CORP	12/23/2030	1.240	50,000,000.00	50,000,000.00	50,000,000.00	42,695,500.00
861158866	3133ENXS4	FEDERAL FARM CREDIT BANKS FUNDING CORP	05/26/2026	3.375	25,000,000.00	25,000,000.00	25,000,000.00	24,696,000.00
821809142	3133EMLM2	FEDERAL FARM CREDIT BANKS FUNDING CORP	02/21/2031	1.125	22,956,000.00	22,954,557.36	22,953,704.40	19,449,930.12
821809667	3133ELC85	FEDERAL FARM CREDIT BANKS FUNDING CORP	05/27/2026	0.820	25,000,000.00	25,000,000.00	25,000,000.00	23,838,500.00
821809099	3133EMNW8	FEDERAL FARM CREDIT BANKS FUNDING CORP	01/27/2027	0.700	50,000,000.00	50,000,000.00	50,000,000.00	46,682,000.00
821809170	3133EMFU1	FEDERAL FARM CREDIT BANKS FUNDING CORP	11/03/2032	1.240	18,330,000.00	18,330,000.00	18,330,000.00	14,865,263.40
1372483908	3133ERUP4	FEDERAL FARM CREDIT BANKS FUNDING CORP	03/25/2030	4.840	50,000,000.00	50,000,000.00	50,000,000.00	49,891,500.00
1366639767	3133ERUP4	FEDERAL FARM CREDIT BANKS FUNDING CORP	03/25/2030	4.840	50,000,000.00	50,000,000.00	50,000,000.00	49,891,500.00
821810524	3133EMVA7	FEDERAL FARM CREDIT BANKS FUNDING CORP	04/01/2031	2.020	25,000,000.00	25,000,000.00	25,000,000.00	22,189,500.00
888663310	3133ENC40	FEDERAL FARM CREDIT BANKS FUNDING CORP	07/25/2029	4.330	50,000,000.00	50,000,000.00	50,000,000.00	50,002,500.00
821809056	3133EMVH2	FEDERAL FARM CREDIT BANKS FUNDING CORP	04/05/2028	1.570	50,000,000.00	50,000,000.00	50,000,000.00	46,601,500.00
821809499	3133EL5U4	FEDERAL FARM CREDIT BANKS FUNDING CORP	09/01/2028	1.120	25,000,000.00	25,000,000.00	25,000,000.00	22,617,000.00
821809133	3133EMVH2	FEDERAL FARM CREDIT BANKS FUNDING CORP	04/05/2028	1.570	50,000,000.00	50,000,000.00	50,000,000.00	46,601,500.00
1125181600	3133EPZZ1	FEDERAL FARM CREDIT BANKS FUNDING CORP	11/03/2028	5.570	30,000,000.00	30,000,000.00	30,000,000.00	30,415,200.00
821810673	3133EMXS1	FEDERAL FARM CREDIT BANKS FUNDING CORP	03/15/2029	1.550	20,945,000.00	20,868,639.99	20,808,857.50	19,092,833.65
821809297	3133EMUG5	FEDERAL FARM CREDIT BANKS FUNDING CORP	03/24/2031	1.980	50,000,000.00	49,918,784.34	49,875,000.00	44,280,500.00
821809508	3133EMJW3	FEDERAL FARM CREDIT BANKS FUNDING CORP	12/09/2027	0.860	26,200,000.00	26,200,000.00	26,200,000.00	23,932,390.00
821809480	3133EMKX9	FEDERAL FARM CREDIT BANKS FUNDING CORP	12/23/2030	1.170	50,000,000.00	49,953,299.58	49,925,000.00	42,487,500.00
829937661	3133ENTQ3	FEDERAL FARM CREDIT BANKS FUNDING CORP	04/04/2029	3.500	21,000,000.00	21,000,000.00	21,000,000.00	20,496,840.00
821810744	3133ENGD6	FEDERAL FARM CREDIT BANKS FUNDING CORP	12/06/2028	1.780	25,000,000.00	25,000,000.00	25,000,000.00	23,09

LOS ANGELES COUNTY TREASURER
 TREASURER PORTFOLIO COMPARED TO MARKET VALUE
 FOR THE PERIOD: SEPTEMBER 1, 2024 TO SEPTEMBER 30, 2024
 FUND: POOLED SURPLUS INVESTMENTS
 ATTACHMENT X

Security ID	CUSIP	Description	Final Maturity	Face Rate	PAR	Amortized Cost	Historical Cost	Market Value
1115547787	3133EPYC3	FEDERAL FARM CREDIT BANKS FUNDING CORP	10/20/2027	5.360	40,000,000.00	40,000,000.00	40,000,000.00	40,422,800.00
821810354	3133ENMP2	FEDERAL FARM CREDIT BANKS FUNDING CORP	01/27/2032	2.230	25,000,000.00	25,000,000.00	25,000,000.00	22,075,500.00
821810647	3133ENJL5	FEDERAL FARM CREDIT BANKS FUNDING CORP	12/27/2028	1.450	20,000,000.00	20,000,000.00	20,000,000.00	18,198,200.00
1345838159	3133ERRF0	FEDERAL FARM CREDIT BANKS FUNDING CORP	11/28/2029	5.140	50,000,000.00	50,000,000.00	50,000,000.00	50,105,500.00
821810576	3133EMB50	FEDERAL FARM CREDIT BANKS FUNDING CORP	05/27/2031	1.940	11,923,000.00	11,923,000.00	11,923,000.00	10,496,770.74
865756667	3133ENVN7	FEDERAL FARM CREDIT BANKS FUNDING CORP	04/27/2029	3.140	16,250,000.00	16,223,857.74	16,210,512.50	15,941,900.00
821810675	3133EMG48	FEDERAL FARM CREDIT BANKS FUNDING CORP	06/14/2029	1.590	21,072,000.00	21,005,807.86	20,966,640.00	19,011,579.84
899279883	3133ENF96	FEDERAL FARM CREDIT BANKS FUNDING CORP	08/17/2026	3.960	25,000,000.00	25,000,000.00	25,000,000.00	24,878,250.00
1264134974	3133ERCW9	FEDERAL FARM CREDIT BANKS FUNDING CORP	04/30/2029	5.625	41,060,000.00	41,060,000.01	41,060,000.01	41,288,293.60
821810761	3133ELXZ2	FEDERAL FARM CREDIT BANKS FUNDING CORP	04/27/2027	1.020	5,000,000.00	5,000,000.00	5,000,000.00	4,693,700.00
821810690	3133EMNB4	FEDERAL FARM CREDIT BANKS FUNDING CORP	01/14/2031	1.380	25,000,000.00	25,000,000.00	25,000,000.00	21,388,000.00
821808961	3133EMFU1	FEDERAL FARM CREDIT BANKS FUNDING CORP	11/03/2032	1.240	18,330,000.00	18,330,000.00	18,330,000.00	14,865,263.40
1229752163	3133EP6N0	FEDERAL FARM CREDIT BANKS FUNDING CORP	03/25/2025	5.050	50,000,000.00	50,000,000.00	50,000,000.00	50,199,500.00
1236077155	3133EP6X8	FEDERAL FARM CREDIT BANKS FUNDING CORP	04/02/2029	5.370	50,000,000.00	50,000,000.00	50,000,000.00	50,065,000.00
821809762	3133ENGL8	FEDERAL FARM CREDIT BANKS FUNDING CORP	12/07/2029	2.000	20,000,000.00	20,000,000.00	20,000,000.00	18,239,000.00
821809678	3133EL5F7	FEDERAL FARM CREDIT BANKS FUNDING CORP	12/01/2028	1.030	25,000,000.00	25,000,000.00	25,000,000.00	22,384,000.00
821809747	3133ENJZ4	FEDERAL FARM CREDIT BANKS FUNDING CORP	01/05/2032	1.800	25,000,000.00	24,993,645.95	24,991,250.00	21,425,500.00
821809676	3133EMLM2	FEDERAL FARM CREDIT BANKS FUNDING CORP	02/21/2031	1.125	25,000,000.00	24,996,072.30	24,993,750.00	21,181,750.00
821810272	3133ELVW0	FEDERAL FARM CREDIT BANKS FUNDING CORP	04/21/2027	1.330	25,000,000.00	25,000,000.00	25,000,000.00	23,554,750.00
821810769	3133ENFR6	FEDERAL FARM CREDIT BANKS FUNDING CORP	12/01/2025	1.340	9,880,000.00	9,880,000.00	9,880,000.00	9,614,623.20
859635093	3133ENVH0	FEDERAL FARM CREDIT BANKS FUNDING CORP	04/26/2030	3.125	21,450,000.00	21,394,962.43	21,371,707.50	20,868,919.50
1321136050	3133ERLJ8	FEDERAL FARM CREDIT BANKS FUNDING CORP	07/18/2031	5.520	36,769,000.00	36,751,098.93	36,750,615.50	37,043,296.74
821809519	3133ENKA7	FEDERAL FARM CREDIT BANKS FUNDING CORP	01/05/2032	2.125	30,000,000.00	30,000,000.00	30,000,000.00	26,320,500.00
821809491	3133EL7A6	FEDERAL FARM CREDIT BANKS FUNDING CORP	09/10/2030	0.950	25,000,000.00	24,929,439.35	24,881,250.00	21,447,500.00
821809052	3133EMGT3	FEDERAL FARM CREDIT BANKS FUNDING CORP	11/19/2030	1.340	50,000,000.00	50,000,000.00	50,000,000.00	43,054,500.00
821810797	3133EMWN8	FEDERAL FARM CREDIT BANKS FUNDING CORP	04/19/2029	1.700	25,000,000.00	25,000,000.00	25,000,000.00	22,748,250.00
821809164	3133EL5K6	FEDERAL FARM CREDIT BANKS FUNDING CORP	09/03/2030	1.240	50,000,000.00	49,940,772.18	49,900,000.00	42,969,000.00
821809308	3133ENJM3	FEDERAL FARM CREDIT BANKS FUNDING CORP	12/27/2027	1.480	50,000,000.00	50,000,000.00	50,000,000.00	46,549,000.00
821809732	3133ELED2	FEDERAL FARM CREDIT BANKS FUNDING CORP	12/18/2025	1.820	36,274,000.00	36,270,319.44	36,255,863.00	35,505,353.94
821810586	3133ENMT4	FEDERAL FARM CREDIT BANKS FUNDING CORP	02/01/2030	2.050	25,000,000.00	25,000,000.00	25,000,000.00	22,859,500.00
821809448	3133ELC28	FEDERAL FARM CREDIT BANKS FUNDING CORP	05/27/2025	0.730	50,000,000.00	50,000,000.00	50,000,000.00	48,879,500.00
821809493	3133EMYE6	FEDERAL FARM CREDIT BANKS FUNDING CORP	05/04/2026	1.000	25,000,000.00	24,988,088.72	24,962,500.00	23,954,750.00
821809465	3133EL6L3	FEDERAL FARM CREDIT BANKS FUNDING CORP	09/09/2030	1.320	32,190,000.00	32,190,000.00	32,190,000.00	27,815,057.10
821810530	3133EMWB4	FEDERAL FARM CREDIT BANKS FUNDING CORP	04/14/2031	2.040	25,000,000.00	25,000,000.00	25,000,000.00	22,227,250.00
863901902	3133ENXX3	FEDERAL FARM CREDIT BANKS FUNDING CORP	06/01/2029	3.930	25,000,000.00	24,987,504.89	24,981,250.00	24,783,750.00
1328100920	3133ERLU3	FEDERAL FARM CREDIT BANKS FUNDING CORP	07/23/2029	5.390	30,000,000.00	30,000,000.00	30,000,000.00	30,050,400.00
866508567	3133ENXV7	FEDERAL FARM CREDIT BANKS FUNDING CORP	06/02/2031	4.330	25,000,000.00	25,000,000.00	25,000,000.00	24,997,000.00
1126839223	3133EPZZ1	FEDERAL FARM CREDIT BANKS FUNDING CORP	11/03/2028	5.570	24,295,000.00	24,295,000.00	24,295,000.00	24,631,242.80
821809521	3133ENKV1	FEDERAL FARM CREDIT BANKS FUNDING CORP	01/13/2027	1.500	25,000,000.00	24,992,007.12	24,982,500.00	23,895,000.00
821809050	3133EMJK9	FEDERAL FARM CREDIT BANKS FUNDING CORP	12/09/2030	1.280	50,000,000.00	49,922,645.10	49,875,000.00	42,832,000.00
1122064631	3133EPZH1	FEDERAL FARM CREDIT BANKS FUNDING CORP	10/27/2026	5.420	50,000,000.00	50,000,000.00	50,000,000.00	50,829,500.00
821809224	3133EL5K6	FEDERAL FARM CREDIT BANKS FUNDING CORP	09/03/2030	1.240	50,000,000.00	50,000,000.00	50,000,000.00	42,969,000.00
821810455	3133EMGK2	FEDERAL FARM CREDIT BANKS FUNDING CORP	11/12/2030	1.030	25,000,000.00	24,992,356.94	24,987,500.00	21,463,500.00
1365839319	3133ERUP4	FEDERAL FARM CREDIT BANKS FUNDING CORP	03/25/2030	4.840	50,000,000.00	50,000,000.00	50,000,000.00	49,891,500.00
821810743	3133ENG06	FEDERAL FARM CREDIT BANKS FUNDING CORP	12/06/2028	1.780	25,000,000.00	25,000,000.00	25,000,000.00	23,099,500.00
1059914263	3133EPNF8	FEDERAL FARM CREDIT BANKS FUNDING CORP	06/23/2026	4.820	25,000,000.00	24,978,444.34	24,962,500.00	25,077,000.00
1366639774	3133ERST9	FEDERAL FARM CREDIT BANKS FUNDING CORP	09/11/2030	5.120	47,700,000.00	47,739,323.77	47,740,545.00	47,720,034.00
1243484826	3133ERAB7	FEDERAL FARM CREDIT BANKS FUNDING CORP	04/10/2028	5.300	50,000,000.00	50,000,000.00	50,000,000.00	50,192,500.00
821809702	3133EMUK6	FEDERAL FARM CREDIT BANKS FUNDING CORP	03/25/2026	1.050	25,000,000.00	25,000,000.00	25,000,000.00	24,044,500.00
1121394790	3133EPLY6	FEDERAL FARM CREDIT BANKS FUNDING CORP	10/20/2028	5.520	39,370,000.00	39,370,000.00	39,370,000.00	39,911,731.20
821809506	3133EMMD1	FEDERAL FARM CREDIT BANKS FUNDING CORP	01/06/2031	1.240	25,000,000.00	25,000,000.00	25,000,000.00	21,206,500.00
821810700	3133ENFN5	FEDERAL FARM CREDIT BANKS FUNDING CORP	11/30/2026	1.540	25,000,000.00	25,000,000.00	25,000,000.00	23,859,750.00
900293453	3133ENG61	FEDERAL FARM CREDIT BANKS FUNDING CORP	08/16/2032	4.700	25,000,000.00	24,980,317.55	24,975,000.00	24,788,000.00
1046329690	3133EPMA0	FEDERAL FARM CREDIT BANKS FUNDING CORP	06/09/2028	4.690	25,000,000.00	25,000,000.00	25,000,000.00	25,142,250.00
821810134	3133EMUQ3	FEDERAL FARM CREDIT BANKS FUNDING CORP	03/30/2027	1.300	25,000,000.00	25,000,000.00	25,000,000.00	23,603,750.00
821810638	3133ENDL1	FEDERAL FARM CREDIT BANKS FUNDING CORP	11/08/2027	1.400	20,000,000.00	20,000,000.00	20,000,000.00	18,631,200.00
821810709	3133ENFN5	FEDERAL FARM CREDIT BANKS FUNDING CORP	11/30/2026	1.540	25,000,000.00	25,000,000.00	25,000,000.00	23,859,750.00
1318202537	3133ERLJ8	FEDERAL FARM CREDIT BANKS FUNDING CORP	07/18/2031	5.520	25,000,000.00	25,000,000.00	25,000,000.00	25,186,500.00
821810248	3133ELVW0	FEDERAL FARM CREDIT BANKS FUNDING CORP	04/21/2027	1.330	25,000,000.00	25,000,000.00	25,000,000.00	23,554,750.00
1355455710	3133ERST9	FEDERAL FARM CREDIT BANKS FUNDING CORP	09/11/2030	5.120	50,000,000.00	50,000,000.00	50,000,000.00	50,021,000.00
821809375	3133ELXZ2	FEDERAL FARM CREDIT BANKS FUNDING CORP	04/27/2027	1.020	35,000,000.00	35,000,000.00	35,000,000.00	32,855,900.00
878042078	3133ENZQ6	FEDERAL FARM CREDIT BANKS FUNDING CORP	06/29/2032	4.700	20,000,000.00	19,938,067.34	19,920,000.00	19,836,000.00
1352826220	3133ERQB0	FEDERAL FARM CREDIT BANKS FUNDING CORP	08/20/2031	5.370	45,316,000.00	45,293,565.10	45,293,342.00	45,338,204.84
821809771	3133ENGL8	FEDERAL FARM CREDIT BANKS FUNDING CORP	12/07/2029	2.000	20,000,000.00	20,000,000.00	20,000,000.00	18,239,000.00
821809233	3133ENEF3	FEDERAL FARM CREDIT BANKS FUNDING CORP	11/16/2026	1.270	20,000,000.00	20,000,000.00	20,000,000.00	18,997,200.00
821810653	3133ENLL2	FEDERAL FARM CREDIT BANKS FUNDING CORP	01/20/2032	2.050	20,000,000.00	20,000,000.00	20,000,000.00	17,440,000.00
821809054	3133EMNB4	FEDERAL FARM CREDIT BANKS FUNDING CORP	01/14/2031	1.380	50,000,000.00	49,962,278.20	49,940,000.00	42,776,000.00
821810431	3133EMKY7	FEDERAL FARM CREDIT BANKS FUNDING CORP	12/21/2027	0.740	20,000,000.00	20,000,000.00	20,000,000.00	18,179,000.00
821810793	3133EMWN8	FEDERAL FARM CREDIT BANKS FUNDING CORP	04/19/2029	1.700	25,000,000.00	25,000,000.00	25,000,000.00	22,748,250.00
821810319	3133EMDT6	FEDERAL FARM CREDIT BANKS FUNDING CORP	01/21/2028	0.900	17,300,000.00	17,296,442.06	17,292,215.00	15,788,499.00
821809515	3133EMXX5	FEDERAL FARM CREDIT BANKS FUNDING CORP	04/30/2029	1.430	30,000,000.00	30,000,000.00	30,000,000.00	26,940,600.00
821809880	3133ELC85	FEDERAL FARM CREDIT BANKS FUNDING CORP	05/27/2026	0.820	25,000,000.00	25,000,000.00	25,000,000.00	23,838,500.00
821809756	3133ENGL8	FEDERAL FARM CREDIT BANKS FUNDING CORP	12/07/2029	2.000	20,000,000.00	20,000,000.00	20,000,000.00	18,239,000.00
821810487	3133EMVA7	FEDERAL FARM CREDIT BANKS FUNDING CORP	04/01/2031	2.020	25,000,000.00	25,000,000.00	25,000,000.00	22,189,500.00
821809220	3133EL5K6	FEDERAL FARM CREDIT BANKS FUNDING CORP	09/03/2030	1.240	50,000,000.00	50,000,000.00	50,000,000.00	42,969,000.00
821810459	3133EMGK2	FEDERAL FARM CREDIT BANKS FUNDING CORP	11/12/2030	1.030	25,000,000.00	24,976,306.49	24,961,250.00	21,463,500.00
821809670	3133EL5F7	FEDERAL FARM CREDIT BANKS FUNDING CORP	12/01/2028	1.030	25,000,000.00	25,000,000.00	25,000,000.00	22,384,000.00
1109093626	3133EPWS0	FEDERAL FARM CREDIT BANKS FUNDING CORP	09/25/2026	5.200	40,708,000.00	40,680,936.09	40,667,292.00	41,137,469.40
863901898	3133ENXX3	FEDERAL FARM CREDIT BANKS FUNDING CORP	06/01/2029	3.930	20,000,000.00	20,000,000.00	20,000,000.00	19,827,000.00
821809840	3133ENLR9	FEDERAL FARM CREDIT BANKS FUNDING CORP	01/24/2029	2.000	25,000,000.00	25,000,000.00	25,000,000.00	23,202,500.00
821809474	3133EMSG8	FEDERAL FARM CREDIT BANKS FUNDING CORP	03/03/2027	1.100	50,000,000.00	49,984,887.03	49,962,500.00	46,997,500.00
1322061996	3133ERMJ7	FEDERAL FARM CREDIT BANKS FUNDING CORP	01/29/2032	5.750	50,000,000.00	50,000,000.00	50,000,000.00	50,177,500.00
821809067	3133EL5L4	FEDERAL FARM CREDIT BANKS FUNDING CORP	06/03/2030	1.250	50,000,000.00	50,000,000.00	50,000,000.00	43,

LOS ANGELES COUNTY TREASURER
 TREASURER PORTFOLIO COMPARED TO MARKET VALUE
 FOR THE PERIOD: SEPTEMBER 1, 2024 TO SEPTEMBER 30, 2024
 FUND: POOLED SURPLUS INVESTMENTS
 ATTACHMENT X

Security ID	CUSIP	Description	Final Maturity	Face Rate	PAR	Amortized Cost	Historical Cost	Market Value
821809418	3133EMDT6	FEDERAL FARM CREDIT BANKS FUNDING CORP	01/21/2028	0.900	50,000,000.00	49,989,716.95	49,977,500.00	45,631,500.00
1131865659	3133EPB38	FEDERAL FARM CREDIT BANKS FUNDING CORP	11/17/2027	5.230	25,000,000.00	25,000,000.00	25,000,000.00	25,316,000.00
821809044	3133EMJK9	FEDERAL FARM CREDIT BANKS FUNDING CORP	12/09/2030	1.280	50,000,000.00	50,000,000.00	50,000,000.00	42,832,000.00
821809470	3133ELTS3	FEDERAL FARM CREDIT BANKS FUNDING CORP	03/17/2027	1.000	50,000,000.00	50,000,000.00	50,000,000.00	46,830,000.00
868381884	3133ENYM6	FEDERAL FARM CREDIT BANKS FUNDING CORP	06/08/2028	3.780	25,000,000.00	25,000,000.00	25,000,000.00	24,800,250.00
821810450	3133ENLS7	FEDERAL FARM CREDIT BANKS FUNDING CORP	01/26/2032	2.320	25,000,000.00	25,000,000.00	25,000,000.00	22,218,000.00
821810762	3133EMFG2	FEDERAL FARM CREDIT BANKS FUNDING CORP	11/04/2030	1.370	6,000,000.00	6,000,000.00	6,000,000.00	5,181,480.00
1132575157	3133EPB38	FEDERAL FARM CREDIT BANKS FUNDING CORP	11/17/2027	5.230	25,000,000.00	25,000,000.00	25,000,000.00	25,316,000.00
821808973	3133ENFL9	FEDERAL FARM CREDIT BANKS FUNDING CORP	11/29/2028	1.650	22,000,000.00	22,000,000.00	22,000,000.00	20,224,600.00
821809498	3133EL2K9	FEDERAL FARM CREDIT BANKS FUNDING CORP	07/30/2029	1.120	25,000,000.00	25,000,000.00	25,000,000.00	21,974,250.00
888663309	3133ENC40	FEDERAL FARM CREDIT BANKS FUNDING CORP	07/25/2029	4.330	25,000,000.00	25,000,000.00	25,000,000.00	25,001,250.00
1158562675	3133EPN92	FEDERAL FARM CREDIT BANKS FUNDING CORP	12/22/2027	4.860	25,000,000.00	25,000,000.00	25,000,000.00	25,224,750.00
821809072	3133EL4P6	FEDERAL FARM CREDIT BANKS FUNDING CORP	08/20/2029	1.140	45,200,000.00	45,200,000.00	45,200,000.00	39,710,008.00
821809940	3133EMDV1	FEDERAL FARM CREDIT BANKS FUNDING CORP	10/21/2030	0.990	50,000,000.00	49,945,512.04	49,910,000.00	42,880,500.00
821809128	3133EMVH2	FEDERAL FARM CREDIT BANKS FUNDING CORP	04/05/2028	1.570	50,000,000.00	50,000,000.00	50,000,000.00	46,601,500.00
821810280	3133ENKM1	FEDERAL FARM CREDIT BANKS FUNDING CORP	01/12/2032	2.120	25,000,000.00	25,000,000.00	25,000,000.00	21,918,250.00
821810407	3133ENMP2	FEDERAL FARM CREDIT BANKS FUNDING CORP	01/27/2032	2.230	25,000,000.00	25,000,000.00	25,000,000.00	22,075,500.00
1137387134	3133EPD51	FEDERAL FARM CREDIT BANKS FUNDING CORP	11/14/2028	5.250	17,349,000.00	17,341,850.42	17,340,325.50	17,572,281.63
821809216	3133ELXZ2	FEDERAL FARM CREDIT BANKS FUNDING CORP	04/27/2027	1.020	50,000,000.00	50,000,000.00	50,000,000.00	46,937,000.00
821809287	3133ELCP7	FEDERAL FARM CREDIT BANKS FUNDING CORP	12/03/2024	1.625	50,000,000.00	49,997,931.03	49,940,000.00	49,722,900.00
821809057	3133EMNB4	FEDERAL FARM CREDIT BANKS FUNDING CORP	01/14/2031	1.380	50,000,000.00	49,992,139.15	49,987,500.00	42,776,000.00
821810764	3133EMGT3	FEDERAL FARM CREDIT BANKS FUNDING CORP	11/19/2030	1.340	6,525,000.00	6,525,000.00	6,525,000.00	5,618,612.25
821809231	3133ENJK7	FEDERAL FARM CREDIT BANKS FUNDING CORP	12/23/2031	2.050	45,000,000.00	45,000,000.00	45,000,000.00	39,507,300.00
821810650	3133EMGK2	FEDERAL FARM CREDIT BANKS FUNDING CORP	11/12/2030	1.030	20,000,000.00	19,919,123.53	19,868,200.00	17,170,800.00
1064302239	3133EPPV1	FEDERAL FARM CREDIT BANKS FUNDING CORP	07/14/2028	5.430	25,000,000.00	25,000,000.00	25,000,000.00	25,150,750.00
821810222	3133EMUQ3	FEDERAL FARM CREDIT BANKS FUNDING CORP	03/30/2027	1.300	25,000,000.00	25,000,000.00	25,000,000.00	23,603,750.00
1372483909	3133ERUP4	FEDERAL FARM CREDIT BANKS FUNDING CORP	03/25/2030	4.840	34,000,000.00	34,000,000.00	34,000,000.00	33,926,220.00
1236937619	3133EP6X8	FEDERAL FARM CREDIT BANKS FUNDING CORP	04/02/2029	5.370	25,000,000.00	25,000,000.00	25,000,000.00	25,032,500.00
821809197	3133EMWMO	FEDERAL FARM CREDIT BANKS FUNDING CORP	04/21/2031	1.970	45,000,000.00	45,000,000.00	45,000,000.00	39,771,450.00
821810377	3133EMFU1	FEDERAL FARM CREDIT BANKS FUNDING CORP	11/03/2032	1.240	18,340,000.00	18,340,000.00	18,340,000.00	14,873,373.20
821809513	3133EMXW7	FEDERAL FARM CREDIT BANKS FUNDING CORP	04/28/2028	1.400	25,000,000.00	24,974,461.82	24,950,000.00	23,056,250.00
821808958	3133ELXZ2	FEDERAL FARM CREDIT BANKS FUNDING CORP	04/27/2027	1.020	50,000,000.00	50,000,000.00	50,000,000.00	46,937,000.00
821810560	3133ENMT4	FEDERAL FARM CREDIT BANKS FUNDING CORP	02/01/2030	2.050	25,000,000.00	25,000,000.00	25,000,000.00	22,859,500.00
821809076	3133EMLN0	FEDERAL FARM CREDIT BANKS FUNDING CORP	12/23/2030	1.240	48,935,000.00	48,902,342.91	48,882,639.55	41,786,085.85
821810773	3133ENEM8	FEDERAL FARM CREDIT BANKS FUNDING CORP	11/23/2026	1.430	10,000,000.00	10,000,000.00	10,000,000.00	9,525,700.00
829937660	3133ENTQ3	FEDERAL FARM CREDIT BANKS FUNDING CORP	04/04/2029	3.500	8,200,000.00	8,200,000.00	8,200,000.00	8,003,528.00
821810084	3133ENKB5	FEDERAL FARM CREDIT BANKS FUNDING CORP	01/05/2034	2.340	38,700,000.00	38,670,129.57	38,661,300.00	33,174,801.00
821810127	3133EL4P6	FEDERAL FARM CREDIT BANKS FUNDING CORP	08/20/2029	1.140	25,000,000.00	24,986,402.44	24,975,000.00	21,963,500.00
821809481	3133EMMD1	FEDERAL FARM CREDIT BANKS FUNDING CORP	01/06/2031	1.240	50,000,000.00	50,000,000.00	50,000,000.00	42,413,000.00
821809048	3133EMJK9	FEDERAL FARM CREDIT BANKS FUNDING CORP	12/09/2030	1.280	50,000,000.00	49,922,645.10	49,875,000.00	42,832,000.00
821809509	3133ENLE8	FEDERAL FARM CREDIT BANKS FUNDING CORP	01/18/2028	1.830	27,000,000.00	27,000,000.00	27,000,000.00	25,421,580.00
821810603	3133ENJCS	FEDERAL FARM CREDIT BANKS FUNDING CORP	12/22/2026	1.290	12,000,000.00	11,994,660.83	11,988,000.00	11,373,840.00
821809679	3133EMUK6	FEDERAL FARM CREDIT BANKS FUNDING CORP	03/25/2026	1.050	25,000,000.00	25,000,000.00	25,000,000.00	24,044,500.00
821809765	3133ENHE3	FEDERAL FARM CREDIT BANKS FUNDING CORP	12/14/2029	1.930	25,000,000.00	25,000,000.00	25,000,000.00	22,709,000.00
1346644418	3133ERRG8	FEDERAL FARM CREDIT BANKS FUNDING CORP	11/27/2030	5.300	49,625,000.00	49,625,000.00	49,625,000.00	49,738,145.00
821809423	3133ELN34	FEDERAL FARM CREDIT BANKS FUNDING CORP	06/22/2027	0.875	25,000,000.00	25,000,000.00	25,000,000.00	23,198,250.00
821810284	3133ENFG0	FEDERAL FARM CREDIT BANKS FUNDING CORP	11/29/2033	2.350	15,150,000.00	15,150,000.00	15,150,000.00	13,049,755.50
821810467	3133ENHB9	FEDERAL FARM CREDIT BANKS FUNDING CORP	12/14/2028	1.840	25,000,000.00	25,000,000.00	25,000,000.00	23,146,750.00
821809466	3133EMC26	FEDERAL FARM CREDIT BANKS FUNDING CORP	06/03/2030	1.740	25,000,000.00	25,000,000.00	25,000,000.00	22,316,750.00
840008631	3133ENUV0	FEDERAL FARM CREDIT BANKS FUNDING CORP	04/19/2032	4.000	25,000,000.00	25,000,000.00	25,000,000.00	24,357,000.00
821810674	3133ENMS6	FEDERAL FARM CREDIT BANKS FUNDING CORP	02/01/2028	1.875	21,250,000.00	21,235,233.63	21,223,437.50	20,024,512.50
821810547	3133EMWB4	FEDERAL FARM CREDIT BANKS FUNDING CORP	04/14/2031	2.040	25,000,000.00	25,000,000.00	25,000,000.00	22,227,250.00
821810758	3133ENHB9	FEDERAL FARM CREDIT BANKS FUNDING CORP	12/14/2028	1.840	25,000,000.00	25,000,000.00	25,000,000.00	23,146,750.00
825566677	3133ENSF8	FEDERAL FARM CREDIT BANKS FUNDING CORP	03/21/2029	2.870	50,000,000.00	49,975,079.09	49,961,000.00	48,250,500.00
821809298	3133EMVA7	FEDERAL FARM CREDIT BANKS FUNDING CORP	04/01/2031	2.020	50,000,000.00	49,869,901.32	49,379,000.00	44,379,000.00
821809511	3133ENMT4	FEDERAL FARM CREDIT BANKS FUNDING CORP	02/01/2030	2.050	27,200,000.00	27,200,000.00	27,200,000.00	24,871,136.00
821810633	3133ENEM8	FEDERAL FARM CREDIT BANKS FUNDING CORP	11/23/2026	1.430	20,000,000.00	20,000,000.00	20,000,000.00	19,051,400.00
821810704	3133ENFN5	FEDERAL FARM CREDIT BANKS FUNDING CORP	11/30/2026	1.540	25,000,000.00	25,000,000.00	25,000,000.00	23,859,750.00
821810661	3133ENMP2	FEDERAL FARM CREDIT BANKS FUNDING CORP	01/27/2032	2.230	20,900,000.00	20,900,000.00	20,900,000.00	18,455,118.00
821810452	3133EL6W9	FEDERAL FARM CREDIT BANKS FUNDING CORP	09/14/2028	1.000	20,000,000.00	20,000,000.00	20,000,000.00	17,988,400.00
867624350	3133ENYM6	FEDERAL FARM CREDIT BANKS FUNDING CORP	06/08/2028	3.780	25,000,000.00	25,000,000.00	25,000,000.00	24,800,250.00
821809496	3133ELXZ2	FEDERAL FARM CREDIT BANKS FUNDING CORP	04/27/2027	1.020	25,000,000.00	25,000,000.00	25,000,000.00	23,468,500.00
821810689	3133EMNB4	FEDERAL FARM CREDIT BANKS FUNDING CORP	01/14/2031	1.380	25,000,000.00	25,000,000.00	25,000,000.00	21,388,000.00
1104833999	3133EPWS0	FEDERAL FARM CREDIT BANKS FUNDING CORP	09/25/2026	5.200	25,000,000.00	25,000,000.00	25,000,000.00	25,263,750.00
821810310	3133ENGR5	FEDERAL FARM CREDIT BANKS FUNDING CORP	12/09/2031	2.200	25,000,000.00	25,000,000.00	25,000,000.00	22,196,750.00
821810605	3133ENKM1	FEDERAL FARM CREDIT BANKS FUNDING CORP	01/12/2032	2.120	25,000,000.00	25,000,000.00	25,000,000.00	21,918,250.00
821810282	3133ENKM1	FEDERAL FARM CREDIT BANKS FUNDING CORP	01/12/2032	2.120	25,000,000.00	25,000,000.00	25,000,000.00	21,918,250.00
821809425	3133EMXQ0	FEDERAL FARM CREDIT BANKS FUNDING CORP	04/28/2026	0.940	25,000,000.00	25,000,000.00	25,000,000.00	23,944,750.00
821809130	3133EMVH2	FEDERAL FARM CREDIT BANKS FUNDING CORP	04/05/2028	1.570	50,000,000.00	49,943,573.95	49,887,500.00	46,601,500.00
876366161	3133ENZN3	FEDERAL FARM CREDIT BANKS FUNDING CORP	06/29/2029	4.270	25,000,000.00	25,000,000.00	25,000,000.00	25,000,250.00
1374462693	313313CT3	FEDERAL FARM CREDIT BANKS FUNDING CORP	03/07/2025	4.310	50,000,000.00	49,060,180.55	49,054,194.44	50,000,000.00
1369856206	313312T91	FEDERAL FARM CREDIT BANKS FUNDING CORP	12/20/2024	4.540	50,000,000.00	49,495,555.56	49,451,416.67	49,483,000.00
1348954667	313312N30	FEDERAL FARM CREDIT BANKS FUNDING CORP	11/04/2024	5.050	50,000,000.00	49,761,527.78	49,523,055.56	49,761,500.00
1315899655	313312Q37	FEDERAL FARM CREDIT BANKS FUNDING CORP	11/20/2024	5.140	50,000,000.00	49,643,055.55	49,086,222.22	49,661,000.00
1361041881	313312T91	FEDERAL FARM CREDIT BANKS FUNDING CORP	12/20/2024	4.780	50,000,000.00	49,468,888.89	49,349,388.89	49,483,000.00
1373351813	313312M72	FEDERAL FARM CREDIT BANKS FUNDING CORP	10/31/2024	4.690	50,000,000.00	49,804,583.34	49,778,527.78	49,779,500.00
1360035872	313312T91	FEDERAL FARM CREDIT BANKS FUNDING CORP	12/20/2024	4.840	50,000,000.00	49,462,222.22	49,334,500.00	49,483,000.00
1325384032	313312S27	FEDERAL FARM CREDIT BANKS FUNDING CORP	12/05/2024	5.080	25,000,000.00	24,770,694.44	24,534,333.33	24,787,750.00
1372483897	313312T91	FEDERAL FARM CREDIT BANKS FUNDING CORP	12/20/2024	4.500	50,000,000.00	49,500,000.00	49,468,750.00	49,483,000.00
1373351808	313312M72	FEDERAL FARM CREDIT BANKS FUNDING CORP	10/31/2024	4.690	50,000,000.00	49,804,583.34	49,778,527.78	49,779,500.00
1374462688	313313CQ9	FEDERAL FARM CREDIT BANKS FUNDING CORP	03/04/2025	4.310	50,000,000.00	49,078,138.89	49,072,152.78	50,000,000.00
1348954664	313312N30	FEDERAL FARM CREDIT BANKS FUNDING CORP	11/04/2024	5.050	50,000,000.00	49,761,527.78	49,523,055.56	49,761,500.00
1261281584	313312L57	FEDERAL FARM CREDIT BANKS FUNDING CORP	10/21/2024	5.180	50,000,000.00	49,856,111.11	48,7	

LOS ANGELES COUNTY TREASURER
 TREASURER PORTFOLIO COMPARED TO MARKET VALUE
 FOR THE PERIOD: SEPTEMBER 1, 2024 TO SEPTEMBER 30, 2024
 FUND: POOLED SURPLUS INVESTMENTS
 ATTACHMENT X

Security ID	CUSIP	Description	Final Maturity	Face Rate	PAR	Amortized Cost	Historical Cost	Market Value
1261281582	313312L24	FEDERAL FARM CREDIT BANKS FUNDING CORP	10/18/2024	5.180	50,000,000.00	49,877,694.44	48,776,944.44	49,863,500.00
1354631074	313312N65	FEDERAL FARM CREDIT BANKS FUNDING CORP	11/06/2024	5.000	40,000,000.00	39,800,000.00	39,650,000.00	39,799,200.00
1365839303	313313CB2	FEDERAL FARM CREDIT BANKS FUNDING CORP	02/19/2025	4.530	50,000,000.00	49,112,875.00	49,031,083.33	49,138,000.00
1361041880	313312T91	FEDERAL FARM CREDIT BANKS FUNDING CORP	12/20/2024	4.780	25,000,000.00	24,734,444.44	24,674,694.44	24,741,500.00
1373351801	313313AF5	FEDERAL FARM CREDIT BANKS FUNDING CORP	01/06/2025	4.400	50,000,000.00	49,407,222.22	49,401,111.11	49,395,500.00
1257862195	313312J84	FEDERAL FARM CREDIT BANKS FUNDING CORP	10/08/2024	5.170	25,000,000.00	24,974,868.06	24,407,604.17	24,964,250.00
1374462681	313313CT3	FEDERAL FARM CREDIT BANKS FUNDING CORP	03/07/2025	4.310	50,000,000.00	49,060,180.55	49,054,194.44	50,000,000.00
1370619232	313313CC0	FEDERAL FARM CREDIT BANKS FUNDING CORP	02/20/2025	4.330	50,000,000.00	49,146,027.77	49,115,958.33	49,132,000.00
1370619221	313313CC0	FEDERAL FARM CREDIT BANKS FUNDING CORP	02/20/2025	4.330	50,000,000.00	49,146,027.77	49,115,958.33	49,132,000.00
1369856205	313312T91	FEDERAL FARM CREDIT BANKS FUNDING CORP	12/20/2024	4.540	50,000,000.00	49,495,555.56	49,451,416.67	49,483,000.00
1365839295	313313CB2	FEDERAL FARM CREDIT BANKS FUNDING CORP	02/19/2025	4.530	50,000,000.00	49,112,875.00	49,031,083.33	49,138,000.00
1372483896	313312T91	FEDERAL FARM CREDIT BANKS FUNDING CORP	12/20/2024	4.500	50,000,000.00	49,500,000.00	49,468,750.00	49,483,000.00
1349188565	313312M72	FEDERAL FARM CREDIT BANKS FUNDING CORP	10/31/2024	5.020	50,000,000.00	49,790,833.34	49,546,805.56	49,779,500.00
1373351811	313313AF5	FEDERAL FARM CREDIT BANKS FUNDING CORP	01/06/2025	4.400	50,000,000.00	49,407,222.22	49,401,111.11	49,395,500.00
1336408112	313313AR9	FEDERAL FARM CREDIT BANKS FUNDING CORP	01/16/2025	4.820	50,000,000.00	49,283,694.45	48,928,888.89	49,335,500.00
1350181293	313312M64	FEDERAL FARM CREDIT BANKS FUNDING CORP	10/30/2024	5.100	50,000,000.00	49,794,583.33	49,567,916.67	49,786,000.00
1374462683	313313CQ9	FEDERAL FARM CREDIT BANKS FUNDING CORP	03/04/2025	4.310	50,000,000.00	49,078,138.89	49,072,152.78	50,000,000.00
1257862198	313312J84	FEDERAL FARM CREDIT BANKS FUNDING CORP	10/08/2024	5.170	50,000,000.00	49,949,736.11	48,815,208.33	49,928,500.00
838488793	3130ARKC4	FEDERAL HOME LOAN BANKS	04/14/2025	2.840	25,000,000.00	25,000,000.00	25,000,000.00	24,793,750.00
821810727	3130AKA71	FEDERAL HOME LOAN BANKS	10/08/2030	1.250	50,000,000.00	50,000,000.00	50,000,000.00	42,909,000.00
821809307	3130AJWG0	FEDERAL HOME LOAN BANKS	08/10/2028	1.020	32,995,000.00	32,995,000.00	32,995,000.00	29,756,540.75
821810783	3130AKPK6	FEDERAL HOME LOAN BANKS	01/27/2032	1.370	50,000,000.00	50,000,000.00	50,000,000.00	41,380,500.00
821810712	3130AKAQ9	FEDERAL HOME LOAN BANKS	10/07/2030	1.210	50,000,000.00	50,000,000.00	50,000,000.00	42,805,000.00
821809606	3130AMAB8	FEDERAL HOME LOAN BANKS	04/27/2029	1.550	25,000,000.00	25,000,000.00	25,000,000.00	22,664,500.00
870007040	3130ASF9	FEDERAL HOME LOAN BANKS	06/29/2027	3.800	25,000,000.00	25,000,000.00	25,000,000.00	24,879,000.00
841371341	3130ARNL1	FEDERAL HOME LOAN BANKS	04/21/2027	3.260	25,000,000.00	25,000,000.00	25,000,000.00	24,644,500.00
820231279	3130ARCH2	FEDERAL HOME LOAN BANKS	03/24/2025	2.040	25,000,000.00	25,000,000.00	25,000,000.00	24,721,250.00
850346601	3130ARV40	FEDERAL HOME LOAN BANKS	05/05/2025	3.100	25,000,000.00	25,000,000.00	25,000,000.00	24,817,250.00
821809632	3130APMY8	FEDERAL HOME LOAN BANKS	10/27/2027	1.400	25,000,000.00	25,000,000.00	25,000,000.00	23,306,000.00
826608930	3130ARF3	FEDERAL HOME LOAN BANKS	03/24/2025	2.000	50,000,000.00	50,000,000.00	50,000,000.00	49,433,000.00
826608941	3130ARCC3	FEDERAL HOME LOAN BANKS	03/24/2025	2.030	50,000,000.00	50,000,000.00	50,000,000.00	49,440,000.00
821809587	3130AHL76	FEDERAL HOME LOAN BANKS	11/25/2026	2.080	40,950,000.00	40,950,000.00	40,950,000.00	39,538,863.00
821810738	3130AKPE0	FEDERAL HOME LOAN BANKS	01/27/2031	1.260	50,000,000.00	50,000,000.00	50,000,000.00	42,267,000.00
821809219	3130AQWY5	FEDERAL HOME LOAN BANKS	02/24/2025	1.700	25,000,000.00	25,000,000.00	25,000,000.00	24,671,500.00
821809546	3130APNL5	FEDERAL HOME LOAN BANKS	10/27/2026	1.280	25,000,000.00	25,000,000.00	25,000,000.00	23,793,750.00
821809529	3130AKKQ8	FEDERAL HOME LOAN BANKS	12/23/2030	1.250	25,000,000.00	25,000,000.00	25,000,000.00	21,341,750.00
850346592	3130ARZT1	FEDERAL HOME LOAN BANKS	05/23/2025	3.450	25,000,000.00	25,000,000.00	25,000,000.00	24,851,000.00
821809167	3130AQLB7	FEDERAL HOME LOAN BANKS	01/26/2029	1.875	25,000,000.00	25,000,000.00	25,000,000.00	23,116,500.00
821809234	3130AQM42	FEDERAL HOME LOAN BANKS	01/27/2032	2.250	22,700,000.00	22,700,000.00	22,700,000.00	20,046,824.00
821809600	3130AQT37	FEDERAL HOME LOAN BANKS	02/28/2025	1.500	25,000,000.00	25,000,000.00	25,000,000.00	24,691,750.00
819378330	3130ARAZ4	FEDERAL HOME LOAN BANKS	03/28/2025	2.000	50,000,000.00	50,000,000.00	50,000,000.00	49,421,500.00
837511310	3130ARRT0	FEDERAL HOME LOAN BANKS	04/25/2025	3.020	25,000,000.00	25,000,000.00	25,000,000.00	24,812,750.00
821809221	3130AQNRO	FEDERAL HOME LOAN BANKS	01/27/2027	1.750	25,000,000.00	25,000,000.00	25,000,000.00	23,923,000.00
821809460	3130AMAD4	FEDERAL HOME LOAN BANKS	11/12/2026	1.100	30,000,000.00	30,000,000.00	30,000,000.00	28,414,500.00
842850552	3130ARVF5	FEDERAL HOME LOAN BANKS	05/19/2025	3.210	25,000,000.00	25,000,000.00	25,000,000.00	24,823,250.00
841371336	3130ARUC3	FEDERAL HOME LOAN BANKS	05/12/2025	3.120	25,000,000.00	25,000,000.00	25,000,000.00	24,815,000.00
821810791	3130AKQC3	FEDERAL HOME LOAN BANKS	01/27/2033	1.500	50,000,000.00	50,000,000.00	50,000,000.00	40,503,500.00
821809243	3130AJC31	FEDERAL HOME LOAN BANKS	03/14/2031	1.500	25,000,000.00	24,821,960.94	24,723,000.00	21,646,250.00
821809215	3130AQM26	FEDERAL HOME LOAN BANKS	01/27/2027	1.700	25,000,000.00	25,000,000.00	25,000,000.00	23,914,500.00
821809230	3130AQL76	FEDERAL HOME LOAN BANKS	01/20/2032	2.160	25,000,000.00	25,000,000.00	25,000,000.00	21,943,000.00
849799807	3130ARZC8	FEDERAL HOME LOAN BANKS	05/23/2025	3.400	25,000,000.00	25,000,000.00	25,000,000.00	24,843,500.00
1179317769	3130AYG59	FEDERAL HOME LOAN BANKS	01/29/2029	5.150	24,545,000.00	24,545,000.00	24,545,000.00	24,632,134.75
821809596	3130AQJR5	FEDERAL HOME LOAN BANKS	01/27/2027	1.500	25,000,000.00	25,000,000.00	25,000,000.00	23,784,500.00
835023450	3130ARPH8	FEDERAL HOME LOAN BANKS	04/28/2025	3.010	25,000,000.00	25,000,000.00	25,000,000.00	24,808,500.00
821810778	3130AKXM3	FEDERAL HOME LOAN BANKS	02/17/2032	1.350	50,000,000.00	50,000,000.00	50,000,000.00	41,259,500.00
1313237110	3130B1WZ6	FEDERAL HOME LOAN BANKS	07/16/2031	5.600	25,835,000.00	25,835,000.00	25,835,000.00	26,041,163.30
843475069	3130ARKR1	FEDERAL HOME LOAN BANKS	04/25/2025	2.910	25,000,000.00	25,000,000.00	25,000,000.00	24,793,500.00
850346595	3130ARZW4	FEDERAL HOME LOAN BANKS	05/23/2025	3.500	25,000,000.00	25,000,000.00	25,000,000.00	24,861,000.00
833040168	3130ARDB4	FEDERAL HOME LOAN BANKS	04/04/2025	2.090	25,000,000.00	25,000,000.00	25,000,000.00	24,711,500.00
833040183	3130ARNE7	FEDERAL HOME LOAN BANKS	04/27/2027	3.250	50,000,000.00	50,000,000.00	50,000,000.00	49,275,000.00
821809611	3130AQ7B3	FEDERAL HOME LOAN BANKS	12/21/2027	1.610	25,000,000.00	25,000,000.00	25,000,000.00	23,382,000.00
821809583	3130AKK96	FEDERAL HOME LOAN BANKS	12/30/2030	1.250	40,440,000.00	40,440,000.00	40,440,000.00	34,505,834.40
844868360	3130ARF70	FEDERAL HOME LOAN BANKS	04/25/2025	3.000	50,000,000.00	50,000,000.00	50,000,000.00	49,612,500.00
821810688	3130AQLV4	FEDERAL HOME LOAN BANKS	02/24/2025	1.650	25,000,000.00	25,000,000.00	25,000,000.00	24,666,500.00
841085426	3130ARKG5	FEDERAL HOME LOAN BANKS	04/21/2026	3.000	25,000,000.00	25,000,000.00	25,000,000.00	24,678,250.00
813949229	3130AR6C0	FEDERAL HOME LOAN BANKS	03/24/2025	2.000	50,000,000.00	50,000,000.00	50,000,000.00	49,433,000.00
838488791	3130ARGR6	FEDERAL HOME LOAN BANKS	04/14/2025	2.600	25,000,000.00	25,000,000.00	25,000,000.00	24,761,500.00
821809161	3130AQKU6	FEDERAL HOME LOAN BANKS	01/19/2029	1.770	25,000,000.00	25,000,000.00	25,000,000.00	23,019,000.00
821810283	3130AQWY5	FEDERAL HOME LOAN BANKS	02/24/2025	1.700	15,000,000.00	15,000,000.00	15,000,000.00	14,802,900.00
821809368	3130AKJA5	FEDERAL HOME LOAN BANKS	12/16/2030	1.280	33,200,000.00	33,193,817.30	33,190,040.00	28,410,568.00
821810055	3130AKAQ9	FEDERAL HOME LOAN BANKS	10/07/2030	1.210	38,200,000.00	38,200,000.00	38,200,000.00	32,703,020.00
1342711516	3130B2FB6	FEDERAL HOME LOAN BANKS	08/06/2029	5.250	50,000,000.00	50,000,000.00	50,000,000.00	50,021,000.00
821808963	3130AQ4R1	FEDERAL HOME LOAN BANKS	12/13/2028	1.700	25,000,000.00	25,000,000.00	25,000,000.00	22,997,250.00
821809680	3130ALV68	FEDERAL HOME LOAN BANKS	03/30/2026	1.030	25,000,000.00	25,000,000.00	25,000,000.00	23,989,000.00
824373426	3130AJK40	FEDERAL HOME LOAN BANKS	05/04/2027	1.200	19,444,444.44	19,444,444.45	19,444,444.45	18,240,444.44
821809174	3130AHL76	FEDERAL HOME LOAN BANKS	11/25/2026	2.080	50,000,000.00	50,000,000.00	50,000,000.00	48,277,000.00
821809202	3130AHNR0	FEDERAL HOME LOAN BANKS	12/16/2026	2.020	50,000,000.00	50,000,000.00	50,000,000.00	48,200,000.00
821809241	3130AQRW5	FEDERAL HOME LOAN BANKS	02/17/2032	2.400	25,000,000.00	25,000,000.00	25,000,000.00	22,296,250.00
858143703	3130AS6Q7	FEDERAL HOME LOAN BANKS	06/07/2027	3.250	25,000,000.00	25,000,000.00	25,000,000.00	24,801,000.00
1141009813	3130AXVE5	FEDERAL HOME LOAN BANKS	11/28/2028	5.350	50,000,000.00	50,000,000.00	50,000,000.00	50,289,000.00
877589745	3130ASHH5	FEDERAL HOME LOAN BANKS	06/28/2027	4.260	25,000,000.00	25,000,000.00	25,000,000.00	24,963,000.00
821809650	3130ALD43	FEDERAL HOME LOAN BANKS	02/24/2031	1.460	25,000,000.00	25,000,000.00	25,000,000.00	21,373,000.00
853951950	3130ARVC2	FEDERAL HOME LOAN BANKS	05/12/2025	3.200	25,000,000.00	25,000,000.00	25,000,000.00	24,823,500.00

LOS ANGELES COUNTY TREASURER
 TREASURER PORTFOLIO COMPARED TO MARKET VALUE
 FOR THE PERIOD: SEPTEMBER 1, 2024 TO SEPTEMBER 30, 2024
 FUND: POOLED SURPLUS INVESTMENTS
 ATTACHMENT X

Security ID	CUSIP	Description	Final Maturity	Face Rate	PAR	Amortized Cost	Historical Cost	Market Value
870006897	3130ASFD6	FEDERAL HOME LOAN BANKS	06/27/2025	3.500	25,000,000.00	25,000,000.00	25,000,000.00	24,842,500.00
821852235	3130AQYZ0	FEDERAL HOME LOAN BANKS	03/03/2025	2.000	25,000,000.00	25,000,000.00	25,000,000.00	24,747,500.00
1237998929	3130B0PR4	FEDERAL HOME LOAN BANKS	10/02/2028	5.000	25,000,000.00	25,000,000.00	25,000,000.00	25,293,500.00
828331469	3130AR6A4	FEDERAL HOME LOAN BANKS	03/28/2025	2.000	50,000,000.00	50,000,000.00	50,000,000.00	49,421,500.00
869387879	3130ASEK1	FEDERAL HOME LOAN BANKS	06/27/2025	3.335	25,000,000.00	25,000,000.00	25,000,000.00	24,812,750.00
821809149	3130AJSQ3	FEDERAL HOME LOAN BANKS	07/06/2027	1.020	24,185,000.00	24,182,611.86	24,178,953.75	22,470,525.35
821810799	3130AQJW4	FEDERAL HOME LOAN BANKS	01/27/2027	1.520	50,000,000.00	50,000,000.00	50,000,000.00	47,591,500.00
821809562	3130APWC5	FEDERAL HOME LOAN BANKS	11/23/2026	1.375	25,000,000.00	25,000,000.00	25,000,000.00	23,798,750.00
821810784	3130AQF24	FEDERAL HOME LOAN BANKS	12/29/2026	1.400	50,000,000.00	50,000,000.00	50,000,000.00	47,510,500.00
821809534	3130APMZ5	FEDERAL HOME LOAN BANKS	10/27/2026	1.250	25,000,000.00	25,000,000.00	25,000,000.00	23,779,000.00
984352416	3130AUT38	FEDERAL HOME LOAN BANKS	02/27/2026	5.100	25,000,000.00	25,000,000.00	25,000,000.00	24,988,250.00
821809644	3130AME73	FEDERAL HOME LOAN BANKS	05/18/2028	1.450	25,000,000.00	25,000,000.00	25,000,000.00	23,096,000.00
821810681	3130AKTV8	FEDERAL HOME LOAN BANKS	01/28/2031	1.320	50,000,000.00	50,000,000.00	50,000,000.00	42,431,000.00
821810610	3130APP33	FEDERAL HOME LOAN BANKS	11/17/2028	1.600	12,000,000.00	12,000,000.00	11,008,920.00	11,008,920.00
826608927	3130ARSR8	FEDERAL HOME LOAN BANKS	03/24/2025	1.890	50,000,000.00	50,000,000.00	50,000,000.00	49,406,500.00
826608942	3130ARSP2	FEDERAL HOME LOAN BANKS	03/24/2025	1.875	50,000,000.00	50,000,000.00	50,000,000.00	49,403,000.00
821809659	3130AQF32	FEDERAL HOME LOAN BANKS	12/29/2027	1.500	25,000,000.00	25,000,000.00	25,000,000.00	23,287,750.00
859220857	3130ARVY4	FEDERAL HOME LOAN BANKS	05/19/2025	3.350	25,000,000.00	25,000,000.00	25,000,000.00	24,842,500.00
821852239	3130AR2J9	FEDERAL HOME LOAN BANKS	03/10/2025	2.000	25,000,000.00	25,000,000.00	25,000,000.00	24,738,000.00
855441198	3130ARVW8	FEDERAL HOME LOAN BANKS	05/16/2025	3.320	25,000,000.00	25,000,000.00	25,000,000.00	24,845,750.00
835023451	3130ARPM7	FEDERAL HOME LOAN BANKS	04/28/2025	3.020	25,000,000.00	24,999,285.55	24,996,250.00	24,809,750.00
851779930	3130ARVU2	FEDERAL HOME LOAN BANKS	05/09/2025	3.300	25,000,000.00	25,000,000.00	25,000,000.00	24,842,500.00
836624936	3130ARF63	FEDERAL HOME LOAN BANKS	04/11/2025	2.300	25,000,000.00	25,000,000.00	25,000,000.00	24,726,500.00
821809166	3130AQB44	FEDERAL HOME LOAN BANKS	12/14/2029	1.800	25,000,000.00	25,000,000.00	25,000,000.00	22,651,500.00
821810683	3130AQKV4	FEDERAL HOME LOAN BANKS	01/27/2027	1.625	25,000,000.00	25,000,000.00	25,000,000.00	23,854,000.00
821809558	3130AKPK6	FEDERAL HOME LOAN BANKS	01/27/2032	1.370	25,000,000.00	25,000,000.00	25,000,000.00	20,690,250.00
843475066	3130ARPK1	FEDERAL HOME LOAN BANKS	04/25/2025	3.000	25,000,000.00	25,000,000.00	25,000,000.00	24,806,250.00
821852237	3130AQXK4	FEDERAL HOME LOAN BANKS	03/07/2025	1.740	25,000,000.00	25,000,000.00	25,000,000.00	24,714,500.00
826608940	3130ARCG4	FEDERAL HOME LOAN BANKS	03/24/2025	2.040	25,000,000.00	25,000,000.00	25,000,000.00	24,721,250.00
1349188571	3130B2E27	FEDERAL HOME LOAN BANKS	08/28/2031	5.150	50,000,000.00	50,000,000.00	50,000,000.00	50,179,000.00
821810696	3130AKT29	FEDERAL HOME LOAN BANKS	02/03/2031	1.320	50,000,000.00	50,000,000.00	50,000,000.00	42,415,500.00
821809601	3130AQHZ9	FEDERAL HOME LOAN BANKS	01/25/2027	1.540	25,000,000.00	25,000,000.00	25,000,000.00	23,809,750.00
811657280	3130AR2Q3	FEDERAL HOME LOAN BANKS	03/07/2025	2.010	25,000,000.00	25,000,000.00	25,000,000.00	24,743,750.00
821809953	3130AJV48	FEDERAL HOME LOAN BANKS	07/28/2027	0.770	50,000,000.00	50,000,000.00	50,000,000.00	46,044,500.00
821810734	3130AKYE0	FEDERAL HOME LOAN BANKS	02/24/2031	1.250	50,000,000.00	50,000,000.00	50,000,000.00	42,156,000.00
1327267068	3130B26C4	FEDERAL HOME LOAN BANKS	08/13/2031	5.420	25,000,000.00	25,000,000.00	25,000,000.00	25,183,750.00
870006889	3130ASFH7	FEDERAL HOME LOAN BANKS	06/27/2025	3.500	25,000,000.00	25,000,000.00	25,000,000.00	24,842,500.00
821810706	3130AKNQ5	FEDERAL HOME LOAN BANKS	01/27/2032	1.340	50,000,000.00	50,000,000.00	50,000,000.00	41,286,000.00
821809640	3130APXY6	FEDERAL HOME LOAN BANKS	12/01/2026	1.420	25,000,000.00	25,000,000.00	25,000,000.00	23,808,250.00
821809199	3130AKJU1	FEDERAL HOME LOAN BANKS	12/30/2027	0.875	22,000,000.00	22,000,000.00	22,000,000.00	20,073,460.00
821809996	3130AM2J0	FEDERAL HOME LOAN BANKS	04/28/2026	1.050	50,000,000.00	50,000,000.00	50,000,000.00	47,883,000.00
821809655	3130AQAY9	FEDERAL HOME LOAN BANKS	12/30/2026	1.500	25,000,000.00	25,000,000.00	25,000,000.00	23,807,750.00
817178483	3130AQXH1	FEDERAL HOME LOAN BANKS	03/03/2025	1.720	25,000,000.00	25,000,000.00	25,000,000.00	24,718,000.00
821809627	3130APVD4	FEDERAL HOME LOAN BANKS	11/23/2027	1.390	25,000,000.00	25,000,000.00	25,000,000.00	23,257,750.00
836624939	3130ARF48	FEDERAL HOME LOAN BANKS	04/11/2025	2.300	25,000,000.00	25,000,000.00	25,000,000.00	24,726,500.00
821809582	3130AHSJ3	FEDERAL HOME LOAN BANKS	12/23/2026	2.090	40,000,000.00	40,000,000.00	40,000,000.00	38,608,800.00
870418077	3130ASGA1	FEDERAL HOME LOAN BANKS	06/27/2025	3.820	25,000,000.00	25,000,000.00	24,894,250.00	24,894,250.00
821809610	3130AQTT0	FEDERAL HOME LOAN BANKS	02/28/2025	1.550	25,000,000.00	25,000,000.00	25,000,000.00	24,692,750.00
821108957	3130ARD99	FEDERAL HOME LOAN BANKS	04/04/2025	2.080	25,000,000.00	25,000,000.00	25,000,000.00	24,710,250.00
821809554	3130APVK8	FEDERAL HOME LOAN BANKS	11/23/2026	1.300	25,000,000.00	25,000,000.00	25,000,000.00	23,760,500.00
821810420	3130AKJT4	FEDERAL HOME LOAN BANKS	12/30/2030	1.290	19,875,000.00	19,875,000.00	19,875,000.00	17,002,466.25
844868359	3130ARPE5	FEDERAL HOME LOAN BANKS	04/28/2025	3.000	25,000,000.00	25,000,000.00	25,000,000.00	24,803,500.00
821810777	3130AKNV4	FEDERAL HOME LOAN BANKS	01/27/2032	1.350	50,000,000.00	50,000,000.00	50,000,000.00	41,317,500.00
837511314	3130ARRR4	FEDERAL HOME LOAN BANKS	04/28/2025	3.020	25,000,000.00	25,000,000.00	25,000,000.00	24,809,750.00
821810693	3130AQLU5	FEDERAL HOME LOAN BANKS	01/27/2027	1.660	25,000,000.00	25,000,000.00	25,000,000.00	23,873,000.00
821810702	3130AL4N1	FEDERAL HOME LOAN BANKS	02/24/2031	1.320	50,000,000.00	50,000,000.00	50,000,000.00	42,352,500.00
821810028	3130AJJQ3	FEDERAL HOME LOAN BANKS	04/27/2027	1.200	50,000,000.00	50,000,000.00	50,000,000.00	46,931,000.00
877589744	3130ASDV8	FEDERAL HOME LOAN BANKS	06/28/2027	3.300	25,000,000.00	25,000,000.00	25,000,000.00	24,829,250.00
819993801	3130ARBH3	FEDERAL HOME LOAN BANKS	03/28/2025	2.000	50,000,000.00	50,000,000.00	50,000,000.00	49,421,500.00
821810687	3130AQLQ4	FEDERAL HOME LOAN BANKS	01/27/2027	1.650	25,000,000.00	25,000,000.00	25,000,000.00	23,867,750.00
821810000	3130AKB96	FEDERAL HOME LOAN BANKS	10/02/2030	1.080	50,000,000.00	50,000,000.00	50,000,000.00	42,473,500.00
821809567	3130AK3V6	FEDERAL HOME LOAN BANKS	09/30/2030	1.300	39,950,000.00	39,950,000.00	39,950,000.00	34,410,533.00
821810730	3130AKKQ8	FEDERAL HOME LOAN BANKS	12/23/2030	1.250	50,000,000.00	50,000,000.00	50,000,000.00	42,683,500.00
821809694	3130AL4L5	FEDERAL HOME LOAN BANKS	08/24/2029	1.150	25,000,000.00	25,000,000.00	25,000,000.00	22,054,000.00
821810786	3130AKS23	FEDERAL HOME LOAN BANKS	01/27/2033	1.495	50,000,000.00	50,000,000.00	50,000,000.00	40,486,500.00
821809550	3130APYJ8	FEDERAL HOME LOAN BANKS	06/08/2026	1.290	25,000,000.00	25,000,000.00	25,000,000.00	23,999,250.00
839545177	3130ARHC8	FEDERAL HOME LOAN BANKS	04/17/2025	2.600	25,000,000.00	25,000,000.00	25,000,000.00	24,757,500.00
821809972	3130AJRQ4	FEDERAL HOME LOAN BANKS	06/25/2027	1.000	50,000,000.00	50,000,000.00	50,000,000.00	46,524,500.00
1132575155	3130AXQQ4	FEDERAL HOME LOAN BANKS	11/28/2028	5.250	50,000,000.00	50,000,000.00	50,000,000.00	50,733,000.00
821809145	3130AQ3P6	FEDERAL HOME LOAN BANKS	12/08/2031	2.080	24,000,000.00	24,000,000.00	24,000,000.00	21,058,560.00
821809636	3130APX26	FEDERAL HOME LOAN BANKS	12/01/2026	1.400	25,000,000.00	25,000,000.00	25,000,000.00	23,797,750.00
840297222	3130ARE56	FEDERAL HOME LOAN BANKS	04/04/2025	2.210	25,000,000.00	25,000,000.00	25,000,000.00	24,726,750.00
1343681390	313384K81	FEDERAL HOME LOAN BANKS	10/16/2024	5.147	50,000,000.00	49,892,770.83	49,599,677.78	49,900,000.00
1362911311	313384P94	FEDERAL HOME LOAN BANKS	11/18/2024	4.745	50,000,000.00	49,683,666.67	49,584,812.50	49,673,500.00
1369856202	313384U72	FEDERAL HOME LOAN BANKS	12/26/2024	4.514	50,000,000.00	49,460,827.78	49,423,211.11	49,446,500.00
1365817674	313384T90	FEDERAL HOME LOAN BANKS	12/20/2024	4.720	50,000,000.00	49,475,555.55	49,390,333.33	49,483,000.00
1365008893	313384P45	FEDERAL HOME LOAN BANKS	11/13/2024	4.834	50,000,000.00	49,711,302.78	49,624,022.22	49,705,000.00
1370619216	313384T58	FEDERAL HOME LOAN BANKS	12/16/2024	4.500	34,704,000.00	34,374,312.00	34,348,284.00	34,362,512.64
1325384028	313384J42	FEDERAL HOME LOAN BANKS	10/04/2024	5.185	41,847,000.00	41,828,918.61	41,425,100.87	41,808,919.23
1308913290	313384J42	FEDERAL HOME LOAN BANKS	10/04/2024	5.239	50,000,000.00	49,978,170.83	49,337,848.61	49,954,500.00
1365817672	313384P60	FEDERAL HOME LOAN BANKS	11/15/2024	4.760	33,900,000.00	33,698,295.00	33,640,024.67	33,691,515.00
1319827951	313384L23	FEDERAL HOME LOAN BANKS	10/18/2024	5.194	50,000,000.00	49,877,363.89	49,343,536.11	49,863,500.00
1372483902	313384U80	FEDERAL HOME LOAN BANKS	12/27/2024	4.500	50,000,000.00	49,456,256.00	49,431,250.00	49,440,000.00

LOS ANGELES COUNTY TREASURER
 TREASURER PORTFOLIO COMPARED TO MARKET VALUE
 FOR THE PERIOD: SEPTEMBER 1, 2024 TO SEPTEMBER 30, 2024
 FUND: POOLED SURPLUS INVESTMENTS
 ATTACHMENT X

Security ID	CUSIP	Description	Final Maturity	Face Rate	PAR	Amortized Cost	Historical Cost	Market Value
1320364349	313384K73	FEDERAL HOME LOAN BANKS	10/15/2024	5.180	19,618,000.00	19,578,480.63	19,369,592.52	19,572,093.88
1355440947	313384M89	FEDERAL HOME LOAN BANKS	11/01/2024	5.029	50,000,000.00	49,783,473.61	49,608,855.56	49,780,500.00
1319827947	313384L23	FEDERAL HOME LOAN BANKS	10/18/2024	5.194	50,000,000.00	49,877,363.89	49,343,536.11	49,863,500.00
1354631080	313384N47	FEDERAL HOME LOAN BANKS	11/05/2024	5.010	50,000,000.00	49,756,458.33	49,568,583.33	49,755,000.00
1372483900	313384U80	FEDERAL HOME LOAN BANKS	12/27/2024	4.500	50,000,000.00	49,456,250.00	49,431,250.00	49,440,000.00
1360035874	313384T25	FEDERAL HOME LOAN BANKS	12/13/2024	4.860	50,000,000.00	49,507,250.00	49,385,750.00	49,526,500.00
1365817676	313384T90	FEDERAL HOME LOAN BANKS	12/20/2024	4.720	50,000,000.00	49,475,555.55	49,390,333.33	49,483,000.00
1349195863	313384R27	FEDERAL HOME LOAN BANKS	11/27/2024	4.977	50,000,000.00	49,605,987.50	49,370,962.50	49,617,000.00
1372483913	313384Q51	FEDERAL HOME LOAN BANKS	11/22/2024	4.620	50,000,000.00	49,666,333.34	49,640,666.67	49,648,500.00
1372483910	313384Q51	FEDERAL HOME LOAN BANKS	11/22/2024	4.620	50,000,000.00	49,666,333.34	49,640,666.67	49,648,500.00
1349188566	313384L72	FEDERAL HOME LOAN BANKS	10/23/2024	5.125	50,000,000.00	49,843,402.78	49,601,388.89	49,831,000.00
1366639769	313384T90	FEDERAL HOME LOAN BANKS	12/20/2024	4.618	50,000,000.00	49,486,888.89	49,416,336.11	49,483,000.00
1352826218	313384M63	FEDERAL HOME LOAN BANKS	10/30/2024	5.096	50,000,000.00	49,794,744.44	49,603,644.44	49,811,850.00
1343681395	313384Q36	FEDERAL HOME LOAN BANKS	11/20/2024	5.042	50,000,000.00	49,649,861.11	49,362,747.22	49,661,000.00
1369856208	313385AF3	FEDERAL HOME LOAN BANKS	01/06/2025	4.470	50,000,000.00	49,397,791.66	49,354,333.33	49,395,500.00
1368969878	313384T90	FEDERAL HOME LOAN BANKS	12/20/2024	4.585	50,000,000.00	49,490,555.55	49,439,611.11	49,483,000.00
1313231498	313384K32	FEDERAL HOME LOAN BANKS	10/11/2024	5.213	50,000,000.00	49,927,597.22	49,341,134.72	49,909,000.00
1372483895	313384Q51	FEDERAL HOME LOAN BANKS	11/22/2024	4.620	50,000,000.00	49,666,333.34	49,640,666.67	49,648,500.00
1369856199	313384R76	FEDERAL HOME LOAN BANKS	12/02/2024	4.560	8,449,000.00	8,382,647.19	8,375,155.74	8,380,394.12
1350181294	313384M63	FEDERAL HOME LOAN BANKS	10/30/2024	5.005	39,144,000.00	38,986,179.01	38,812,031.70	38,996,701.13
1373351806	313384T90	FEDERAL HOME LOAN BANKS	12/20/2024	4.470	50,000,000.00	49,503,333.33	49,478,500.00	49,483,000.00
1343681393	313384Q36	FEDERAL HOME LOAN BANKS	11/20/2024	5.042	50,000,000.00	49,649,861.11	49,362,747.22	49,661,000.00
1374462699	313384R76	FEDERAL HOME LOAN BANKS	12/02/2024	4.520	17,356,000.00	17,220,893.18	17,218,714.04	17,215,069.28
1349195868	313384K32	FEDERAL HOME LOAN BANKS	10/11/2024	5.130	50,000,000.00	49,928,750.00	49,679,375.00	49,909,000.00
1360035867	313384N39	FEDERAL HOME LOAN BANKS	11/04/2024	4.940	45,549,000.00	45,336,488.61	45,217,732.25	45,331,731.27
1349428633	313384L98	FEDERAL HOME LOAN BANKS	10/25/2024	5.113	50,000,000.00	49,829,566.67	49,602,322.22	49,818,000.00
1308913279	313384J42	FEDERAL HOME LOAN BANKS	10/04/2024	5.239	50,000,000.00	49,978,170.83	49,337,848.61	49,954,500.00
1365008898	313384Q51	FEDERAL HOME LOAN BANKS	11/22/2024	4.760	50,000,000.00	49,656,222.22	49,263,666.67	49,648,500.00
1343681391	313384J91	FEDERAL HOME LOAN BANKS	10/09/2024	5.160	50,000,000.00	49,942,666.67	49,641,666.67	49,943,700.00
1345256029	313384N39	FEDERAL HOME LOAN BANKS	11/04/2024	5.040	50,000,000.00	49,762,000.00	49,482,000.00	49,761,500.00
1366639771	313384T90	FEDERAL HOME LOAN BANKS	12/20/2024	4.618	50,000,000.00	49,486,888.89	49,416,336.11	49,483,000.00
1356282332	313384M89	FEDERAL HOME LOAN BANKS	11/01/2024	5.000	25,000,000.00	24,892,361.11	24,805,555.56	24,890,250.00
1356282331	313384M89	FEDERAL HOME LOAN BANKS	11/01/2024	5.000	50,000,000.00	49,784,722.22	49,611,111.11	49,780,500.00
1343681389	313384K81	FEDERAL HOME LOAN BANKS	10/16/2024	5.147	50,000,000.00	49,892,770.83	49,599,677.78	49,900,000.00
1365008892	313384P45	FEDERAL HOME LOAN BANKS	11/13/2024	4.834	50,000,000.00	49,711,302.78	49,624,022.22	49,705,000.00
1365008894	313384T74	FEDERAL HOME LOAN BANKS	12/18/2024	4.750	50,000,000.00	49,485,416.67	49,399,652.78	49,495,500.00
1355440946	313384M89	FEDERAL HOME LOAN BANKS	11/01/2024	5.029	50,000,000.00	49,783,473.61	49,608,855.56	49,780,500.00
1369856201	313384U72	FEDERAL HOME LOAN BANKS	12/26/2024	4.514	50,000,000.00	49,460,827.78	49,423,211.11	49,446,500.00
1360035875	313384N70	FEDERAL HOME LOAN BANKS	11/08/2024	4.973	50,000,000.00	49,737,536.11	49,613,211.11	49,736,500.00
1357288786	313384N39	FEDERAL HOME LOAN BANKS	11/04/2024	4.995	17,651,000.00	17,567,731.41	17,513,851.73	17,566,804.73
1369856207	313384R76	FEDERAL HOME LOAN BANKS	12/02/2024	4.560	50,000,000.00	49,607,333.33	49,563,000.00	49,594,000.00
1323516970	313384L98	FEDERAL HOME LOAN BANKS	10/25/2024	5.165	50,000,000.00	49,827,833.33	49,347,201.39	49,818,000.00
1357288784	313384N39	FEDERAL HOME LOAN BANKS	11/04/2024	4.995	50,000,000.00	49,764,125.00	49,611,500.00	49,761,500.00
1374462703	313384R76	FEDERAL HOME LOAN BANKS	12/02/2024	4.520	4,987,000.00	4,948,178.98	4,947,552.83	4,946,505.56
1349195862	313384R27	FEDERAL HOME LOAN BANKS	11/27/2024	4.977	50,000,000.00	49,605,987.50	49,370,962.50	49,617,000.00
1372483912	313384Q51	FEDERAL HOME LOAN BANKS	11/22/2024	4.620	50,000,000.00	49,666,333.34	49,640,666.67	49,648,500.00
1362911306	313384P94	FEDERAL HOME LOAN BANKS	11/18/2024	4.745	50,000,000.00	49,683,666.67	49,584,812.50	49,673,500.00
1355440948	313384N70	FEDERAL HOME LOAN BANKS	11/08/2024	4.970	50,000,000.00	49,737,694.44	49,558,222.22	49,736,500.00
1323516974	313384L98	FEDERAL HOME LOAN BANKS	10/25/2024	5.165	50,000,000.00	49,827,833.33	49,347,201.39	49,818,000.00
1366639770	313384T90	FEDERAL HOME LOAN BANKS	12/20/2024	4.618	50,000,000.00	49,486,888.89	49,416,336.11	49,483,000.00
1330155240	313384M89	FEDERAL HOME LOAN BANKS	11/01/2024	5.130	50,000,000.00	49,779,125.00	49,351,625.00	49,780,500.00
1307741458	313384J26	FEDERAL HOME LOAN BANKS	10/02/2024	5.244	50,000,000.00	49,992,716.67	49,337,216.67	49,967,500.00
1349428615	313384L98	FEDERAL HOME LOAN BANKS	10/25/2024	5.113	50,000,000.00	49,829,566.67	49,602,322.22	49,818,000.00
1372483911	313384Q51	FEDERAL HOME LOAN BANKS	11/22/2024	4.620	50,000,000.00	49,666,333.34	49,640,666.67	49,648,500.00
1372483894	313384Q51	FEDERAL HOME LOAN BANKS	11/22/2024	4.620	50,000,000.00	49,666,333.34	49,640,666.67	49,648,500.00
1349188567	313384L72	FEDERAL HOME LOAN BANKS	10/23/2024	5.125	50,000,000.00	49,843,402.78	49,601,388.89	49,831,000.00
1349428617	313384L98	FEDERAL HOME LOAN BANKS	10/25/2024	5.113	50,000,000.00	49,829,566.67	49,602,322.22	49,818,000.00
1308913282	313384J42	FEDERAL HOME LOAN BANKS	10/04/2024	5.239	50,000,000.00	49,978,170.83	49,337,848.61	49,954,500.00
1345256032	313384K81	FEDERAL HOME LOAN BANKS	10/16/2024	5.110	27,414,000.00	27,355,631.03	27,199,980.43	27,359,172.00
1349195867	313384K32	FEDERAL HOME LOAN BANKS	10/11/2024	5.130	1,060,000.00	1,058,489.50	1,053,202.75	1,058,070.80
1345256028	313384L23	FEDERAL HOME LOAN BANKS	10/18/2024	5.115	50,000,000.00	49,879,229.17	49,602,166.67	49,863,500.00
1365008895	313384T74	FEDERAL HOME LOAN BANKS	12/18/2024	4.750	50,000,000.00	49,485,416.67	49,399,652.78	49,495,500.00
1369856200	313385AF3	FEDERAL HOME LOAN BANKS	01/06/2025	4.470	50,000,000.00	49,397,791.66	49,354,333.33	49,395,500.00
1335695558	313384J42	FEDERAL HOME LOAN BANKS	10/04/2024	5.189	50,000,000.00	49,978,379.17	49,596,411.11	49,954,500.00
1343681392	313384J91	FEDERAL HOME LOAN BANKS	10/09/2024	5.160	50,000,000.00	49,942,666.67	49,641,666.67	49,943,700.00
1345256030	313384K81	FEDERAL HOME LOAN BANKS	10/16/2024	5.110	50,000,000.00	49,893,541.67	49,609,652.78	49,900,000.00
1323516965	313384L98	FEDERAL HOME LOAN BANKS	10/25/2024	5.165	50,000,000.00	49,827,833.33	49,347,201.39	49,818,000.00
1366639772	313384T90	FEDERAL HOME LOAN BANKS	12/20/2024	4.618	50,000,000.00	49,486,888.89	49,416,336.11	49,483,000.00
1373351805	313384T90	FEDERAL HOME LOAN BANKS	12/20/2024	4.470	50,000,000.00	49,503,333.33	49,478,500.00	49,483,000.00
1365008897	313384Q51	FEDERAL HOME LOAN BANKS	11/22/2024	4.760	50,000,000.00	49,656,222.22	49,563,666.67	49,648,500.00
874729125	3134GXZ5	FEDERAL HOME LOAN MORTGAGE CORP	06/27/2025	4.000	25,000,000.00	25,000,000.00	25,000,000.00	24,919,750.00
904121726	3134XW42	FEDERAL HOME LOAN MORTGAGE CORP	09/15/2025	4.000	25,000,000.00	25,000,000.00	25,000,000.00	24,907,150.00
1105717474	3134H1DX8	FEDERAL HOME LOAN MORTGAGE CORP	03/25/2027	5.500	50,000,000.00	50,000,000.00	50,000,000.00	50,137,500.00
821809094	3134GW2S4	FEDERAL HOME LOAN MORTGAGE CORP	08/27/2030	1.200	25,000,000.00	25,000,000.00	25,000,000.00	21,461,500.00
1087607704	3134H1AU7	FEDERAL HOME LOAN MORTGAGE CORP	08/29/2028	5.300	50,000,000.00	50,000,000.00	50,000,000.00	50,475,000.00
821810557	3134GW4D5	FEDERAL HOME LOAN MORTGAGE CORP	10/28/2030	1.310	50,000,000.00	50,000,000.00	50,000,000.00	43,034,500.00
821809107	3134GWYY6	FEDERAL HOME LOAN MORTGAGE CORP	10/22/2030	1.260	25,000,000.00	24,995,457.26	24,992,500.00	21,459,000.00
886107584	3134GXG99	FEDERAL HOME LOAN MORTGAGE CORP	07/25/2025	3.650	25,000,000.00	25,000,000.00	25,000,000.00	24,855,250.00
821809206	3134GW6R2	FEDERAL HOME LOAN MORTGAGE CORP	11/05/2032	1.500	50,000,000.00	50,000,000.00	50,000,000.00	41,096,000.00
1183717788	3134H1PV9	FEDERAL HOME LOAN MORTGAGE CORP	01/22/2029	5.160	25,000,000.00	25,000,000.00	25,000,000.00	25,026,250.00
821809092	3134GWQS8	FEDERAL HOME LOAN MORTGAGE CORP	08/24/2029	1.150	25,000,000.00	25,000,000.00	25,000,000.00	21,967,000.00
821809021	3134GW3A2	FEDERAL HOME LOAN MORTGAGE CORP	09/09/2030	1.200	25,000,000.00	25,000,000.00	25,000,000.00	21,443,750.00
821810299	3134GWQ74	FEDERAL HOME LOAN MORTGAGE CORP	09/26/2030	1.330	50,000,000.00	50,000,000.00	50,000,000.00	43,182,000.00

LOS ANGELES COUNTY TREASURER
 TREASURER PORTFOLIO COMPARED TO MARKET VALUE
 FOR THE PERIOD: SEPTEMBER 1, 2024 TO SEPTEMBER 30, 2024
 FUND: POOLED SURPLUS INVESTMENTS
 ATTACHMENT X

Security ID	CUSIP	Description	Final Maturity	Face Rate	PAR	Amortized Cost	Historical Cost	Market Value
1023753102	3134GYQM7	FEDERAL HOME LOAN MORTGAGE CORP	04/27/2027	5.470	25,000,000.00	25,000,000.00	25,000,000.00	24,978,500.00
821810327	3134GXFT6	FEDERAL HOME LOAN MORTGAGE CORP	12/16/2031	1.330	50,000,000.00	50,000,000.00	50,000,000.00	41,667,500.00
1109046085	3134H1EN9	FEDERAL HOME LOAN MORTGAGE CORP	10/04/2027	5.835	25,000,000.00	25,000,000.00	25,000,000.00	25,001,750.00
821810742	3134GWWS1	FEDERAL HOME LOAN MORTGAGE CORP	10/08/2030	1.240	50,000,000.00	50,000,000.00	50,000,000.00	42,906,500.00
821809464	3134GXBMS	FEDERAL HOME LOAN MORTGAGE CORP	11/12/2025	0.600	31,739,000.00	31,739,000.00	31,739,000.00	30,589,730.81
984353915	3134GYH70	FEDERAL HOME LOAN MORTGAGE CORP	02/17/2026	5.100	25,000,000.00	25,000,000.00	25,000,000.00	25,017,500.00
1239587453	3134H1ZJ5	FEDERAL HOME LOAN MORTGAGE CORP	04/04/2029	5.360	50,000,000.00	50,000,000.00	50,000,000.00	50,381,500.00
969524874	3134GYDR0	FEDERAL HOME LOAN MORTGAGE CORP	01/26/2026	5.350	25,000,000.00	25,000,000.00	25,000,000.00	24,977,250.00
821809548	3134GVRW0	FEDERAL HOME LOAN MORTGAGE CORP	05/27/2025	0.750	50,000,000.00	50,000,000.00	50,000,000.00	48,867,000.00
962651383	3134GYCC4	FEDERAL HOME LOAN MORTGAGE CORP	01/12/2026	5.210	25,000,000.00	25,000,000.00	25,000,000.00	25,015,500.00
821810766	3134GWYY6	FEDERAL HOME LOAN MORTGAGE CORP	10/22/2030	1.260	50,000,000.00	49,990,914.59	49,985,000.00	42,918,000.00
1175785391	3134H1NS8	FEDERAL HOME LOAN MORTGAGE CORP	01/29/2029	5.150	50,000,000.00	50,000,000.00	50,000,000.00	50,012,500.00
821809559	3134GXCS1	FEDERAL HOME LOAN MORTGAGE CORP	11/25/2025	0.625	50,000,000.00	50,000,000.00	50,121,500.00	48,073,000.00
1290537030	3134H12C6	FEDERAL HOME LOAN MORTGAGE CORP	06/27/2029	5.540	50,000,000.00	50,000,000.00	50,000,000.00	50,388,000.00
821809027	3134GWBS6	FEDERAL HOME LOAN MORTGAGE CORP	09/09/2030	1.250	25,000,000.00	25,000,000.00	25,000,000.00	21,509,750.00
1242651760	3134H1ZZ9	FEDERAL HOME LOAN MORTGAGE CORP	04/16/2029	5.500	50,000,000.00	50,000,000.00	50,000,000.00	50,147,000.00
821810596	3134GW6Q4	FEDERAL HOME LOAN MORTGAGE CORP	11/12/2030	1.310	50,000,000.00	50,000,000.00	50,000,000.00	42,993,500.00
1124010221	3134H1HY2	FEDERAL HOME LOAN MORTGAGE CORP	10/30/2028	6.000	25,000,000.00	25,000,000.00	25,000,000.00	25,023,750.00
1211002764	3134H1VJ9	FEDERAL HOME LOAN MORTGAGE CORP	03/06/2029	5.510	25,000,000.00	25,000,000.00	25,000,000.00	25,113,500.00
821810333	3134GXFS8	FEDERAL HOME LOAN MORTGAGE CORP	12/09/2031	1.330	50,000,000.00	50,000,000.00	50,000,000.00	41,687,500.00
945445260	3134GY5F5	FEDERAL HOME LOAN MORTGAGE CORP	11/25/2025	5.210	25,000,000.00	25,000,000.00	25,000,000.00	24,994,500.00
1246450839	3134H1D42	FEDERAL HOME LOAN MORTGAGE CORP	04/23/2029	5.600	50,000,000.00	50,000,000.00	50,000,000.00	50,313,500.00
1252508128	3134H1J87	FEDERAL HOME LOAN MORTGAGE CORP	05/03/2029	5.450	25,000,000.00	25,000,000.00	25,000,000.00	25,308,500.00
821810415	3134GXEB6	FEDERAL HOME LOAN MORTGAGE CORP	11/23/2032	1.420	50,000,000.00	50,000,000.00	50,000,000.00	40,772,000.00
1247082996	3134H1G23	FEDERAL HOME LOAN MORTGAGE CORP	04/16/2029	5.700	25,000,000.00	25,000,000.00	25,000,000.00	25,130,000.00
821809643	3134GVSG4	FEDERAL HOME LOAN MORTGAGE CORP	05/27/2025	0.770	50,000,000.00	50,000,000.00	50,000,000.00	48,873,500.00
1185074076	3134H1PT4	FEDERAL HOME LOAN MORTGAGE CORP	01/22/2029	5.150	25,000,000.00	25,000,000.00	25,000,000.00	25,014,250.00
1022381776	3134GYQ96	FEDERAL HOME LOAN MORTGAGE CORP	04/26/2027	5.450	50,000,000.00	50,000,000.00	50,000,000.00	49,959,000.00
965758755	3134GYCW0	FEDERAL HOME LOAN MORTGAGE CORP	01/27/2026	5.340	25,000,000.00	25,000,000.00	25,000,000.00	24,973,500.00
821809598	3134GWD41	FEDERAL HOME LOAN MORTGAGE CORP	07/29/2027	1.000	50,000,000.00	50,000,000.00	50,000,000.00	46,345,000.00
1231484714	3134H1YL1	FEDERAL HOME LOAN MORTGAGE CORP	03/27/2028	5.280	50,000,000.00	50,000,000.00	50,000,000.00	50,111,500.00
1023480284	3134GYPT3	FEDERAL HOME LOAN MORTGAGE CORP	04/26/2027	5.300	50,000,000.00	50,000,000.00	50,000,000.00	49,942,500.00
821809114	3137EAP0	FEDERAL HOME LOAN MORTGAGE CORP	02/12/2025	1.500	25,000,000.00	24,998,586.58	24,998,750.00	24,729,750.00
821810804	3134GWUN4	FEDERAL HOME LOAN MORTGAGE CORP	09/30/2030	1.240	50,000,000.00	50,000,000.00	50,000,000.00	42,930,500.00
1259362962	3134H1P31	FEDERAL HOME LOAN MORTGAGE CORP	05/21/2029	5.770	50,000,000.00	50,000,000.00	50,000,000.00	50,403,500.00
821809030	3134GWRG3	FEDERAL HOME LOAN MORTGAGE CORP	09/03/2030	1.260	25,000,000.00	25,000,000.00	25,000,000.00	21,531,750.00
1311538955	3134H15V1	FEDERAL HOME LOAN MORTGAGE CORP	07/13/2029	5.650	50,000,000.00	50,000,000.00	50,000,000.00	50,089,500.00
821810292	3134GXEK6	FEDERAL HOME LOAN MORTGAGE CORP	11/25/2031	1.320	50,000,000.00	50,000,000.00	50,000,000.00	41,697,000.00
1208388477	3134H1UR2	FEDERAL HOME LOAN MORTGAGE CORP	02/28/2029	5.500	25,000,000.00	25,000,000.00	25,000,000.00	25,085,250.00
1140382654	3134H1KP7	FEDERAL HOME LOAN MORTGAGE CORP	11/27/2028	5.625	50,000,000.00	50,000,000.00	50,000,000.00	50,024,500.00
965758753	3134GYCX8	FEDERAL HOME LOAN MORTGAGE CORP	01/27/2026	5.340	25,000,000.00	25,000,000.00	25,000,000.00	24,973,500.00
821809639	3134GWSZ0	FEDERAL HOME LOAN MORTGAGE CORP	09/28/2028	1.000	50,000,000.00	50,000,000.00	50,000,000.00	44,926,000.00
821810580	3134GW4K9	FEDERAL HOME LOAN MORTGAGE CORP	10/28/2030	1.310	50,000,000.00	50,000,000.00	50,000,000.00	43,034,500.00
1182264645	3134H1P00	FEDERAL HOME LOAN MORTGAGE CORP	01/29/2029	5.125	25,000,000.00	25,000,000.00	25,021,250.00	25,021,250.00
821810750	3134GWUA2	FEDERAL HOME LOAN MORTGAGE CORP	09/30/2030	1.250	50,000,000.00	50,000,000.00	50,000,000.00	42,957,000.00
1297294403	3134H13D3	FEDERAL HOME LOAN MORTGAGE CORP	06/27/2029	5.625	50,000,000.00	50,000,000.00	50,000,000.00	50,069,500.00
868541001	3134GXSS8	FEDERAL HOME LOAN MORTGAGE CORP	06/27/2025	3.250	25,000,000.00	25,000,000.00	25,000,000.00	24,805,500.00
821809211	3134GVG44	FEDERAL HOME LOAN MORTGAGE CORP	12/09/2025	0.500	50,000,000.00	50,000,000.00	50,000,000.00	48,137,500.00
821809090	3134GWJA5	FEDERAL HOME LOAN MORTGAGE CORP	02/12/2029	1.100	25,000,000.00	25,000,000.00	25,000,000.00	22,378,000.00
1022381772	3134GYQ88	FEDERAL HOME LOAN MORTGAGE CORP	01/26/2027	5.400	50,000,000.00	50,000,000.00	50,000,000.00	49,957,500.00
1211002691	3134H1VH3	FEDERAL HOME LOAN MORTGAGE CORP	03/06/2029	5.500	25,000,000.00	25,000,000.00	25,000,000.00	25,071,750.00
821810509	3134GWZZ2	FEDERAL HOME LOAN MORTGAGE CORP	10/28/2030	1.300	50,000,000.00	50,000,000.00	50,000,000.00	43,007,500.00
821809553	3134GXCS1	FEDERAL HOME LOAN MORTGAGE CORP	11/25/2025	0.625	50,000,000.00	50,000,000.00	50,121,500.00	48,073,000.00
907051191	3134GXY32	FEDERAL HOME LOAN MORTGAGE CORP	09/19/2025	4.050	25,000,000.00	25,000,000.00	25,000,000.00	24,914,250.00
821810772	3134GWZ74	FEDERAL HOME LOAN MORTGAGE CORP	10/21/2030	1.270	50,000,000.00	50,000,000.00	50,000,000.00	42,947,500.00
878006740	3134GXZV9	FEDERAL HOME LOAN MORTGAGE CORP	06/27/2025	4.000	25,000,000.00	25,000,000.00	25,000,000.00	24,919,750.00
821810281	3134GXEC4	FEDERAL HOME LOAN MORTGAGE CORP	11/25/2031	1.320	50,000,000.00	50,000,000.00	50,000,000.00	41,697,000.00
1020655037	3134GYPV8	FEDERAL HOME LOAN MORTGAGE CORP	04/26/2027	5.350	50,000,000.00	50,000,000.00	50,000,000.00	49,956,000.00
821809635	3134GWSZ0	FEDERAL HOME LOAN MORTGAGE CORP	09/28/2028	1.000	50,000,000.00	50,000,000.00	50,000,000.00	44,926,000.00
1298312440	3134H13M3	FEDERAL HOME LOAN MORTGAGE CORP	06/27/2029	5.630	50,000,000.00	50,000,000.00	50,000,000.00	50,025,000.00
1121403903	3134H1HJ5	FEDERAL HOME LOAN MORTGAGE CORP	10/28/2027	5.920	50,000,000.00	50,000,000.00	50,000,000.00	50,044,000.00
821810703	3134GXKC7	FEDERAL HOME LOAN MORTGAGE CORP	01/06/2031	1.150	50,000,000.00	50,000,000.00	50,000,000.00	42,164,500.00
821809088	3134GVX78	FEDERAL HOME LOAN MORTGAGE CORP	06/28/2027	1.000	25,000,000.00	24,999,902.27	24,999,750.00	23,228,250.00
821810746	3134GWTM8	FEDERAL HOME LOAN MORTGAGE CORP	09/30/2030	1.250	50,000,000.00	50,000,000.00	50,000,000.00	42,957,000.00
821809605	3134GVQR2	FEDERAL HOME LOAN MORTGAGE CORP	05/04/2027	1.050	50,000,000.00	50,000,000.00	50,000,000.00	46,718,000.00
984735907	3134GYHC9	FEDERAL HOME LOAN MORTGAGE CORP	02/09/2026	5.125	25,000,000.00	25,000,000.00	25,000,000.00	24,989,500.00
821809108	3134GWC79	FEDERAL HOME LOAN MORTGAGE CORP	09/17/2030	1.280	25,000,000.00	25,000,000.00	25,000,000.00	21,537,750.00
821810457	3134GXEQ3	FEDERAL HOME LOAN MORTGAGE CORP	11/26/2032	1.490	50,000,000.00	50,000,000.00	50,000,000.00	41,004,500.00
969524875	3134GYDS8	FEDERAL HOME LOAN MORTGAGE CORP	01/27/2026	5.350	25,000,000.00	25,000,000.00	25,000,000.00	24,973,750.00
1020652756	3134GYPV0	FEDERAL HOME LOAN MORTGAGE CORP	04/26/2027	5.350	50,000,000.00	50,000,000.00	50,000,000.00	49,956,000.00
1031594255	3134GYRV6	FEDERAL HOME LOAN MORTGAGE CORP	05/07/2027	5.310	25,000,000.00	25,000,000.00	25,000,000.00	24,973,500.00
821809093	3134GWQA7	FEDERAL HOME LOAN MORTGAGE CORP	08/20/2029	1.100	25,000,000.00	25,000,000.00	25,000,000.00	21,919,000.00
1109046086	3134H1EM1	FEDERAL HOME LOAN MORTGAGE CORP	10/04/2027	5.830	25,000,000.00	25,000,000.00	25,000,000.00	25,001,750.00
1241572235	3134H1ZP1	FEDERAL HOME LOAN MORTGAGE CORP	04/04/2029	5.430	50,000,000.00	50,000,000.00	50,000,000.00	50,214,000.00
821810698	3134GVUQ9	FEDERAL HOME LOAN MORTGAGE CORP	05/27/2027	1.070	50,000,000.00	50,000,000.00	50,000,000.00	46,661,500.00
821810059	3134GXBMS	FEDERAL HOME LOAN MORTGAGE CORP	11/12/2025	0.600	50,000,000.00	50,000,000.00	50,000,000.00	48,189,500.00
821809648	3134GWSX5	FEDERAL HOME LOAN MORTGAGE CORP	09/23/2030	1.250	50,000,000.00	50,000,000.00	50,000,000.00	42,978,000.00
1155543945	3134H1LQ4	FEDERAL HOME LOAN MORTGAGE CORP	12/18/2026	5.280	50,000,000.00	50,000,000.00	50,000,000.00	50,024,000.00
821810414	3134GW6Y7	FEDERAL HOME LOAN MORTGAGE CORP	11/17/2031	1.410	50,000,000.00	50,000,000.00	50,000,000.00	41,998,000.00
1071596096	3134GYY63	FEDERAL HOME LOAN MORTGAGE CORP	07/26/2028	5.050	50,000,000.00	49,694,633.08	49,600,000.00	49,953,000.00
904121725	3134GXV26	FEDERAL HOME LOAN MORTGAGE CORP	09/12/2025	4.000	25,000,000.00	25,000,000.00	25,000,000.00	24,903,000.00
821810076	3134GVVJ4	FEDERAL HOME LOAN MORTGAGE CORP	05/27/2025	0.730	50,000,000.00	50,000,000.00	50,000,000.00	48,860,500.00
821810771	3134GWZ66	FEDERAL HOME LOAN MORTGAGE CORP	10/22/2030	1.270	50,000,000.00	50,000,000.00	50,000,000.00	42,944,500.00

LOS ANGELES COUNTY TREASURER
 TREASURER PORTFOLIO COMPARED TO MARKET VALUE
 FOR THE PERIOD: SEPTEMBER 1, 2024 TO SEPTEMBER 30, 2024
 FUND: POOLED SURPLUS INVESTMENTS
 ATTACHMENT X

Security ID	CUSIP	Description	Final Maturity	Face Rate	PAR	Amortized Cost	Historical Cost	Market Value
1011404539	3134GYNS7	FEDERAL HOME LOAN MORTGAGE CORP	04/10/2026	5.260	50,000,000.00	50,000,000.00	50,000,000.00	50,023,000.00
1290537029	3134H1Z97	FEDERAL HOME LOAN MORTGAGE CORP	06/27/2029	5.530	50,000,000.00	50,000,000.00	50,000,000.00	50,383,500.00
821809661	3134GVMU9	FEDERAL HOME LOAN MORTGAGE CORP	04/28/2026	1.000	50,000,000.00	50,000,000.00	50,000,000.00	47,935,500.00
821810756	3134GWXP6	FEDERAL HOME LOAN MORTGAGE CORP	10/15/2030	1.250	50,000,000.00	50,000,000.00	50,000,000.00	42,912,000.00
821809063	3134GWAJ5	FEDERAL HOME LOAN MORTGAGE CORP	07/22/2026	0.830	25,000,000.00	25,000,000.00	25,000,000.00	23,734,250.00
821809091	3134GWQY5	FEDERAL HOME LOAN MORTGAGE CORP	08/25/2028	1.070	25,000,000.00	25,000,000.00	25,000,000.00	22,581,000.00
821810517	3134GW3N4	FEDERAL HOME LOAN MORTGAGE CORP	10/28/2030	1.300	50,000,000.00	50,000,000.00	50,000,000.00	43,007,500.00
1196593160	3134H1RX3	FEDERAL HOME LOAN MORTGAGE CORP	02/21/2029	5.250	25,000,000.00	25,000,000.00	25,000,000.00	25,063,250.00
821810347	3134GXAT1	FEDERAL HOME LOAN MORTGAGE CORP	11/26/2030	1.360	50,000,000.00	50,000,000.00	50,000,000.00	43,088,500.00
1232433697	3134H1YP2	FEDERAL HOME LOAN MORTGAGE CORP	03/27/2028	5.250	50,000,000.00	50,000,000.00	50,000,000.00	50,164,500.00
821809026	3134GDW45	FEDERAL HOME LOAN MORTGAGE CORP	09/16/2030	1.250	25,000,000.00	25,000,000.00	25,000,000.00	21,499,250.00
821810063	3134GVZC1	FEDERAL HOME LOAN MORTGAGE CORP	06/23/2025	0.710	50,000,000.00	50,000,000.00	50,000,000.00	48,736,000.00
903285065	3134GXU44	FEDERAL HOME LOAN MORTGAGE CORP	09/07/2027	4.050	25,000,000.00	25,000,000.00	25,000,000.00	24,940,500.00
821809112	3134GWLF8	FEDERAL HOME LOAN MORTGAGE CORP	09/17/2030	1.320	25,000,000.00	25,000,000.00	25,000,000.00	21,590,750.00
1124010220	3134H1JB0	FEDERAL HOME LOAN MORTGAGE CORP	10/25/2028	6.010	50,000,000.00	50,000,000.00	50,000,000.00	49,976,500.00
1177445444	3134H1NY5	FEDERAL HOME LOAN MORTGAGE CORP	01/29/2029	5.300	50,000,000.00	50,000,000.00	50,000,000.00	50,027,000.00
892077158	3134XGL77	FEDERAL HOME LOAN MORTGAGE CORP	07/28/2025	3.500	25,000,000.00	25,000,000.00	25,000,000.00	24,827,750.00
871902296	3134GXZV9	FEDERAL HOME LOAN MORTGAGE CORP	06/27/2025	4.000	25,000,000.00	25,000,000.00	25,000,000.00	24,919,750.00
821809631	3134GXCS1	FEDERAL HOME LOAN MORTGAGE CORP	11/25/2025	0.625	50,000,000.00	50,000,000.00	50,121,500.00	48,073,000.00
1175785390	3134H1NM1	FEDERAL HOME LOAN MORTGAGE CORP	01/29/2029	5.180	50,000,000.00	50,000,000.00	50,000,000.00	50,017,500.00
821810765	3134GWYT7	FEDERAL HOME LOAN MORTGAGE CORP	10/15/2030	1.260	50,000,000.00	50,000,000.00	50,000,000.00	42,939,000.00
1365011209	3134HALW1	FEDERAL HOME LOAN MORTGAGE CORP	09/17/2029	4.700	50,000,000.00	50,000,000.00	50,000,000.00	49,867,500.00
821809209	3134GXAK0	FEDERAL HOME LOAN MORTGAGE CORP	08/09/2032	1.500	50,000,000.00	50,000,000.00	50,000,000.00	41,329,000.00
821809543	3134GVRV2	FEDERAL HOME LOAN MORTGAGE CORP	05/27/2025	0.750	50,000,000.00	50,000,000.00	50,000,000.00	48,867,000.00
1201525602	3134H1SU8	FEDERAL HOME LOAN MORTGAGE CORP	02/28/2029	5.400	25,000,000.00	25,000,000.00	25,000,000.00	25,043,250.00
821809532	3134GV5B0	FEDERAL HOME LOAN MORTGAGE CORP	07/09/2025	0.730	50,000,000.00	50,000,000.00	50,000,000.00	48,657,500.00
963310452	3134GYCG5	FEDERAL HOME LOAN MORTGAGE CORP	01/27/2026	5.250	25,000,000.00	25,000,000.00	25,000,000.00	24,980,000.00
899279676	3134GXS21	FEDERAL HOME LOAN MORTGAGE CORP	08/25/2025	3.800	25,000,000.00	25,000,000.00	25,000,000.00	24,870,750.00
821810541	3134GW4S2	FEDERAL HOME LOAN MORTGAGE CORP	10/28/2030	1.300	50,000,000.00	50,000,000.00	50,000,000.00	43,007,500.00
821809024	3134GWRH1	FEDERAL HOME LOAN MORTGAGE CORP	08/26/2030	1.250	25,000,000.00	25,000,000.00	25,000,000.00	21,528,750.00
821810360	3134GXKB9	FEDERAL HOME LOAN MORTGAGE CORP	01/06/2033	1.360	50,000,000.00	50,000,000.00	50,000,000.00	40,232,000.00
821809110	3134GW6Q4	FEDERAL HOME LOAN MORTGAGE CORP	11/12/2030	1.310	25,000,000.00	25,000,000.00	25,000,000.00	21,496,750.00
821809642	3134GWSX5	FEDERAL HOME LOAN MORTGAGE CORP	09/23/2030	1.250	50,000,000.00	50,000,000.00	50,000,000.00	42,978,000.00
1205059830	3134H1TM5	FEDERAL HOME LOAN MORTGAGE CORP	02/21/2029	5.500	25,000,000.00	25,000,000.00	25,000,000.00	25,072,250.00
1274219209	3134H1U92	FEDERAL HOME LOAN MORTGAGE CORP	05/25/2029	5.660	50,000,000.00	50,000,000.00	50,000,000.00	50,191,500.00
821809657	3134GVGM4	FEDERAL HOME LOAN MORTGAGE CORP	03/17/2026	1.000	50,000,000.00	50,000,000.00	50,000,000.00	48,085,000.00
906927716	3134GXQ80	FEDERAL HOME LOAN MORTGAGE CORP	08/29/2025	3.750	25,000,000.00	25,000,000.00	25,000,000.00	24,854,500.00
821810506	3134GWZN9	FEDERAL HOME LOAN MORTGAGE CORP	10/28/2030	1.300	50,000,000.00	50,000,000.00	50,000,000.00	43,007,500.00
821810691	3134GVTY4	FEDERAL HOME LOAN MORTGAGE CORP	05/27/2027	1.050	50,000,000.00	50,000,000.00	50,000,000.00	46,636,000.00
821809599	3134GWQ33	FEDERAL HOME LOAN MORTGAGE CORP	09/28/2028	1.000	50,000,000.00	50,000,000.00	50,000,000.00	44,926,000.00
821810463	3134GWZF6	FEDERAL HOME LOAN MORTGAGE CORP	10/21/2030	1.290	50,000,000.00	50,000,000.00	50,000,000.00	43,001,000.00
1140382653	3134H1KQ5	FEDERAL HOME LOAN MORTGAGE CORP	11/27/2028	5.620	50,000,000.00	50,000,000.00	50,000,000.00	50,024,500.00
1256331562	3134H1M75	FEDERAL HOME LOAN MORTGAGE CORP	04/25/2029	5.750	50,000,000.00	50,000,000.00	50,000,000.00	50,374,000.00
1297294402	3134H13E1	FEDERAL HOME LOAN MORTGAGE CORP	06/27/2029	5.625	50,000,000.00	50,000,000.00	50,000,000.00	50,024,000.00
907051190	3134GXY40	FEDERAL HOME LOAN MORTGAGE CORP	09/19/2025	4.100	25,000,000.00	25,000,000.00	25,000,000.00	24,924,000.00
821809653	3134GWDMS	FEDERAL HOME LOAN MORTGAGE CORP	07/29/2027	0.830	50,000,000.00	50,000,000.00	50,000,000.00	46,118,000.00
1323520214	3134HABX0	FEDERAL HOME LOAN MORTGAGE CORP	07/25/2029	5.310	25,000,000.00	25,000,000.00	25,000,000.00	25,135,500.00
821810448	3134GXEN0	FEDERAL HOME LOAN MORTGAGE CORP	11/23/2032	1.420	50,000,000.00	50,000,000.00	50,000,000.00	40,772,000.00
1156429720	3134H1LU5	FEDERAL HOME LOAN MORTGAGE CORP	12/18/2026	5.340	25,000,000.00	25,000,000.00	25,000,000.00	25,016,500.00
965758754	3134GYCR1	FEDERAL HOME LOAN MORTGAGE CORP	01/27/2026	5.310	25,000,000.00	25,000,000.00	25,000,000.00	24,970,250.00
1365839306	3134HAMB6	FEDERAL HOME LOAN MORTGAGE CORP	09/17/2029	4.700	50,000,000.00	50,000,000.00	50,000,000.00	49,867,500.00
1185927296	3134H1QC0	FEDERAL HOME LOAN MORTGAGE CORP	01/29/2029	5.200	50,000,000.00	50,000,000.00	50,000,000.00	50,041,500.00
821809552	3134GVZ50	FEDERAL HOME LOAN MORTGAGE CORP	12/26/2025	0.750	50,000,000.00	50,000,000.00	50,000,000.00	48,206,000.00
1019882746	3134GYPS5	FEDERAL HOME LOAN MORTGAGE CORP	04/26/2027	5.300	50,000,000.00	50,000,000.00	50,000,000.00	49,942,500.00
821809212	3134GXAQ7	FEDERAL HOME LOAN MORTGAGE CORP	11/23/2032	1.500	50,000,000.00	50,000,000.00	50,000,000.00	41,047,500.00
1298312467	3134H13L5	FEDERAL HOME LOAN MORTGAGE CORP	06/27/2029	5.625	50,000,000.00	50,000,000.00	50,000,000.00	50,024,000.00
821810368	3134GXF1	FEDERAL HOME LOAN MORTGAGE CORP	12/02/2031	1.400	50,000,000.00	50,000,000.00	50,000,000.00	41,924,500.00
1279253261	3134H1W58	FEDERAL HOME LOAN MORTGAGE CORP	06/14/2029	5.740	25,000,000.00	25,000,000.00	25,000,000.00	25,081,250.00
821810803	3134GXEZ3	FEDERAL HOME LOAN MORTGAGE CORP	12/09/2030	1.220	50,000,000.00	50,000,000.00	50,000,000.00	42,667,500.00
821809875	3134GW6M3	FEDERAL HOME LOAN MORTGAGE CORP	11/04/2032	1.500	50,000,000.00	50,000,000.00	50,000,000.00	41,098,500.00
1176681099	3134H1NU3	FEDERAL HOME LOAN MORTGAGE CORP	01/29/2029	5.280	50,000,000.00	50,000,000.00	50,000,000.00	50,026,000.00
1114129013	3134H1FL2	FEDERAL HOME LOAN MORTGAGE CORP	10/25/2027	5.900	25,000,000.00	25,000,000.00	25,000,000.00	24,977,750.00
821809089	3134GVSS8	FEDERAL HOME LOAN MORTGAGE CORP	06/23/2027	1.000	25,000,000.00	25,000,000.00	25,000,000.00	23,237,500.00
821809649	3134GVSP4	FEDERAL HOME LOAN MORTGAGE CORP	05/27/2025	0.770	50,000,000.00	50,000,000.00	50,000,000.00	48,876,000.00
821810465	3134GWZH2	FEDERAL HOME LOAN MORTGAGE CORP	10/28/2030	1.300	50,000,000.00	50,000,000.00	50,000,000.00	43,007,500.00
1213323977	3134H1VS9	FEDERAL HOME LOAN MORTGAGE CORP	03/12/2029	5.520	25,000,000.00	25,000,000.00	25,000,000.00	25,091,750.00
1020655036	3134GYPW6	FEDERAL HOME LOAN MORTGAGE CORP	04/26/2027	5.360	50,000,000.00	50,000,000.00	50,000,000.00	49,957,500.00
821810760	3134GWXQ4	FEDERAL HOME LOAN MORTGAGE CORP	10/22/2030	1.250	50,000,000.00	50,000,000.00	50,000,000.00	42,891,000.00
1328079270	313396J20	FEDERAL HOME LOAN MORTGAGE CORP	10/02/2024	5.190	50,000,000.00	49,992,791.67	49,545,875.00	49,967,500.00
1328079269	313396J20	FEDERAL HOME LOAN MORTGAGE CORP	10/02/2024	5.190	22,899,000.00	22,895,898.73	22,691,019.83	22,884,115.65
1289662538	3135GATT8	FEDERAL NATIONAL MORTGAGE ASSOCIATION	06/27/2029	5.630	50,000,000.00	50,000,000.00	50,000,000.00	50,260,500.00
821809122	3136G4ZS1	FEDERAL NATIONAL MORTGAGE ASSOCIATION	09/11/2030	1.120	25,000,000.00	25,000,000.00	25,000,000.00	21,334,750.00
1279253259	3135GATG6	FEDERAL NATIONAL MORTGAGE ASSOCIATION	06/06/2029	5.730	25,000,000.00	25,000,000.00	25,000,000.00	25,101,500.00
1114139739	3135GAJW2	FEDERAL NATIONAL MORTGAGE ASSOCIATION	10/23/2028	6.000	50,000,000.00	50,000,000.00	50,000,000.00	49,994,500.00
821809178	3135GA2D2	FEDERAL NATIONAL MORTGAGE ASSOCIATION	10/28/2030	1.260	50,000,000.00	50,000,000.00	50,000,000.00	42,900,000.00
821809223	3136G4R88	FEDERAL NATIONAL MORTGAGE ASSOCIATION	08/26/2030	1.180	50,000,000.00	50,000,000.00	50,000,000.00	42,873,500.00
821809163	3136G45T6	FEDERAL NATIONAL MORTGAGE ASSOCIATION	10/28/2030	1.200	50,000,000.00	50,000,000.00	50,000,000.00	42,738,000.00
1365011688	3135GAV73	FEDERAL NATIONAL MORTGAGE ASSOCIATION	09/26/2029	4.680	50,000,000.00	50,000,000.00	50,000,000.00	49,835,500.00
821809120	3136G4E33	FEDERAL NATIONAL MORTGAGE ASSOCIATION	07/30/2027	0.875	25,000,000.00	25,000,000.00	25,000,000.00	23,087,000.00
821809660	3135G05Q2	FEDERAL NATIONAL MORTGAGE ASSOCIATION	08/05/2030	0.875	50,000,000.00	49,618,971.20	49,361,500.00	42,696,000.00
821809604	3135G05Q2	FEDERAL NATIONAL MORTGAGE ASSOCIATION	08/05/2030	0.875	50,000,000.00	49,349,240.49	48,940,000.00	42,696,000.00
1011404538	3135GAFZ9	FEDERAL NATIONAL MORTGAGE ASSOCIATION	04/10/2026	5.250	50,000,000.00	50,000,000.00	50,000,000.00	50,042,000.00
1235387986	3135GAQQ7	FEDERAL NATIONAL MORTGAGE ASSOCIATION	04/09/2029	5.480	50,000,000.00	50,000,000.00	50,000,000.00	50,081,500.00

LOS ANGELES COUNTY TREASURER
 TREASURER PORTFOLIO COMPARED TO MARKET VALUE
 FOR THE PERIOD: SEPTEMBER 1, 2024 TO SEPTEMBER 30, 2024
 FUND: POOLED SURPLUS INVESTMENTS
 ATTACHMENT X

Security ID	CUSIP	Description	Final Maturity	Face Rate	PAR	Amortized Cost	Historical Cost	Market Value
821809077	3135GACP4	FEDERAL NATIONAL MORTGAGE ASSOCIATION	01/27/2033	1.610	50,000,000.00	50,000,000.00	50,000,000.00	41,043,000.00
821809176	3135GA6X4	FEDERAL NATIONAL MORTGAGE ASSOCIATION	12/09/2030	1.240	50,000,000.00	50,000,000.00	50,000,000.00	42,722,500.00
821809182	3135GAC41	FEDERAL NATIONAL MORTGAGE ASSOCIATION	12/10/2030	1.330	50,000,000.00	50,000,000.00	50,000,000.00	42,966,500.00
1275657029	3135GAT92	FEDERAL NATIONAL MORTGAGE ASSOCIATION	05/25/2029	5.700	50,000,000.00	50,000,000.00	50,000,000.00	50,191,000.00
821809602	3135G05Q2	FEDERAL NATIONAL MORTGAGE ASSOCIATION	08/05/2030	0.875	50,000,000.00	49,448,415.25	49,085,000.00	42,696,000.00
1202172677	3135GAP54	FEDERAL NATIONAL MORTGAGE ASSOCIATION	02/14/2029	5.460	25,000,000.00	25,000,000.00	25,000,000.00	25,028,750.00
1138375748	3135GAK91	FEDERAL NATIONAL MORTGAGE ASSOCIATION	11/27/2028	5.730	50,000,000.00	50,000,000.00	50,000,000.00	49,997,000.00
821809656	3135GACK5	FEDERAL NATIONAL MORTGAGE ASSOCIATION	01/27/2032	1.310	50,000,000.00	50,000,000.00	50,000,000.00	41,253,500.00
1114139737	3135GAJV4	FEDERAL NATIONAL MORTGAGE ASSOCIATION	10/28/2027	5.900	50,000,000.00	50,000,000.00	50,000,000.00	50,090,000.00
821809503	3135GAAK7	FEDERAL NATIONAL MORTGAGE ASSOCIATION	12/17/2030	1.300	25,000,000.00	24,992,237.14	24,987,500.00	21,431,750.00
821809180	3135GA4C2	FEDERAL NATIONAL MORTGAGE ASSOCIATION	11/18/2030	1.320	50,000,000.00	50,000,000.00	50,000,000.00	43,003,000.00
1242656309	3135GAR37	FEDERAL NATIONAL MORTGAGE ASSOCIATION	04/16/2029	5.520	50,000,000.00	50,000,000.00	50,000,000.00	50,169,000.00
821809172	3135GA3T6	FEDERAL NATIONAL MORTGAGE ASSOCIATION	11/25/2030	1.240	50,000,000.00	50,000,000.00	50,000,000.00	42,764,500.00
1182264647	3135GAM73	FEDERAL NATIONAL MORTGAGE ASSOCIATION	01/17/2029	5.125	25,000,000.00	25,000,000.00	25,000,000.00	24,996,500.00
1251220781	3135GARM5	FEDERAL NATIONAL MORTGAGE ASSOCIATION	04/24/2029	5.750	25,000,000.00	25,000,000.00	25,000,000.00	25,178,500.00
1189533957	3135GAMR9	FEDERAL NATIONAL MORTGAGE ASSOCIATION	01/30/2029	5.200	25,000,000.00	25,000,000.00	25,000,000.00	25,062,750.00
1215301249	3135GAPZ8	FEDERAL NATIONAL MORTGAGE ASSOCIATION	03/06/2028	5.400	25,000,000.00	25,000,000.00	25,000,000.00	25,099,000.00
1214367400	3135GAPU9	FEDERAL NATIONAL MORTGAGE ASSOCIATION	03/04/2027	5.300	25,000,000.00	25,000,000.00	25,000,000.00	25,064,500.00
821809185	3136G47J6	FEDERAL NATIONAL MORTGAGE ASSOCIATION	10/28/2032	1.450	50,000,000.00	50,000,000.00	50,000,000.00	40,944,000.00
821809217	3135GAAF8	FEDERAL NATIONAL MORTGAGE ASSOCIATION	12/08/2028	0.950	50,000,000.00	50,000,000.00	50,000,000.00	44,592,000.00
821809183	3135GACG4	FEDERAL NATIONAL MORTGAGE ASSOCIATION	01/20/2033	1.360	50,000,000.00	50,000,000.00	50,000,000.00	40,188,500.00
1141009817	3135GAKE0	FEDERAL NATIONAL MORTGAGE ASSOCIATION	11/27/2028	5.650	50,000,000.00	50,000,000.00	50,000,000.00	49,983,000.00
1200783200	3135GANW7	FEDERAL NATIONAL MORTGAGE ASSOCIATION	02/20/2029	5.280	25,000,000.00	25,000,000.00	25,000,000.00	25,072,250.00
821809189	3135GA4B4	FEDERAL NATIONAL MORTGAGE ASSOCIATION	11/23/2032	1.500	50,000,000.00	50,000,000.00	50,000,000.00	41,047,500.00
1235387988	3135GAQQ7	FEDERAL NATIONAL MORTGAGE ASSOCIATION	04/09/2029	5.480	50,000,000.00	50,000,000.00	50,000,000.00	50,081,500.00
821809652	3135GACK5	FEDERAL NATIONAL MORTGAGE ASSOCIATION	01/27/2032	1.310	50,000,000.00	50,000,000.00	50,000,000.00	41,253,500.00
821809075	3136G42K8	FEDERAL NATIONAL MORTGAGE ASSOCIATION	08/27/2032	1.220	49,250,000.00	48,838,204.49	48,634,375.00	39,732,930.00
1019326620	3135GAGR6	FEDERAL NATIONAL MORTGAGE ASSOCIATION	04/26/2027	5.150	50,000,000.00	50,000,000.00	50,000,000.00	49,954,000.00
821809118	3135G05Q2	FEDERAL NATIONAL MORTGAGE ASSOCIATION	08/05/2030	0.875	25,000,000.00	24,606,396.92	24,355,000.00	21,348,000.00
1028476430	3135GAHG9	FEDERAL NATIONAL MORTGAGE ASSOCIATION	05/03/2027	5.500	25,000,000.00	25,000,000.00	25,000,000.00	25,009,750.00
821809213	3136G4Y20	FEDERAL NATIONAL MORTGAGE ASSOCIATION	07/09/2026	0.820	50,000,000.00	50,000,000.00	50,000,000.00	47,511,000.00
1289662537	3135GATS0	FEDERAL NATIONAL MORTGAGE ASSOCIATION	06/27/2029	5.625	50,000,000.00	50,000,000.00	50,000,000.00	50,260,500.00
821809116	3135G04Z3	FEDERAL NATIONAL MORTGAGE ASSOCIATION	06/17/2025	0.500	25,000,000.00	24,998,645.84	24,990,500.00	24,375,000.00
821809187	3135GA2E0	FEDERAL NATIONAL MORTGAGE ASSOCIATION	11/17/2032	1.460	50,000,000.00	50,000,000.00	50,000,000.00	40,926,000.00
1249639093	3135GARL7	FEDERAL NATIONAL MORTGAGE ASSOCIATION	04/23/2029	5.750	25,000,000.00	25,000,000.00	25,000,000.00	25,156,500.00
821809179	3135GA6Z9	FEDERAL NATIONAL MORTGAGE ASSOCIATION	12/09/2030	1.330	50,000,000.00	50,000,000.00	50,000,000.00	42,969,500.00
821809222	3135GAEE1	FEDERAL NATIONAL MORTGAGE ASSOCIATION	12/08/2028	1.000	50,000,000.00	50,000,000.00	50,000,000.00	44,688,500.00
1273253734	3135GASZ5	FEDERAL NATIONAL MORTGAGE ASSOCIATION	05/25/2029	5.650	50,000,000.00	50,000,000.00	50,000,000.00	50,191,500.00
1247082997	3135GARF0	FEDERAL NATIONAL MORTGAGE ASSOCIATION	04/16/2029	5.700	25,000,000.00	25,000,000.00	25,000,000.00	25,130,000.00
821809177	3135GA2V2	FEDERAL NATIONAL MORTGAGE ASSOCIATION	11/18/2030	1.270	50,000,000.00	50,000,000.00	50,000,000.00	42,867,000.00
821809162	3136G43U5	FEDERAL NATIONAL MORTGAGE ASSOCIATION	09/27/2030	1.200	50,000,000.00	50,000,000.00	50,000,000.00	42,833,000.00
821809190	3135GA4A6	FEDERAL NATIONAL MORTGAGE ASSOCIATION	11/16/2032	1.500	50,000,000.00	50,000,000.00	50,000,000.00	41,066,000.00
821809218	3136G4YY3	FEDERAL NATIONAL MORTGAGE ASSOCIATION	07/15/2027	0.950	50,000,000.00	50,000,000.00	50,000,000.00	46,331,500.00
821809502	3136G4U68	FEDERAL NATIONAL MORTGAGE ASSOCIATION	08/27/2030	1.250	25,000,000.00	25,000,000.00	25,000,000.00	21,527,500.00
1252508129	3135GARS2	FEDERAL NATIONAL MORTGAGE ASSOCIATION	05/03/2029	5.450	25,000,000.00	25,000,000.00	25,000,000.00	25,328,750.00
1274896798	3135GAT35	FEDERAL NATIONAL MORTGAGE ASSOCIATION	05/29/2029	5.670	50,000,000.00	50,000,000.00	50,000,000.00	50,191,500.00
821809168	3136G42K8	FEDERAL NATIONAL MORTGAGE ASSOCIATION	08/27/2032	1.220	50,000,000.00	49,582,223.86	49,375,000.00	40,338,000.00
1141009822	3135GAKD2	FEDERAL NATIONAL MORTGAGE ASSOCIATION	11/27/2028	5.640	50,000,000.00	50,000,000.00	50,000,000.00	50,024,000.00
1195429417	3135GANB3	FEDERAL NATIONAL MORTGAGE ASSOCIATION	02/14/2029	5.250	25,000,000.00	25,000,000.00	25,000,000.00	26,540,750.00
821809181	3135GAA84	FEDERAL NATIONAL MORTGAGE ASSOCIATION	12/16/2031	1.350	50,000,000.00	50,000,000.00	50,000,000.00	41,730,000.00
821810668	3135G05C3	FEDERAL NATIONAL MORTGAGE ASSOCIATION	06/30/2025	0.750	21,000,000.00	21,000,000.00	21,000,000.00	20,461,350.00
1345839486	3135GAUE9	FEDERAL NATIONAL MORTGAGE ASSOCIATION	08/27/2030	5.117	50,000,000.00	50,000,000.00	50,000,000.00	50,064,600.00
1195429415	3135GANA5	FEDERAL NATIONAL MORTGAGE ASSOCIATION	02/14/2029	5.250	25,000,000.00	25,000,000.00	25,000,000.00	25,023,000.00
1114139738	3135GAJY8	FEDERAL NATIONAL MORTGAGE ASSOCIATION	10/25/2027	5.900	50,000,000.00	50,000,000.00	50,000,000.00	49,990,500.00
821809186	3136G47K3	FEDERAL NATIONAL MORTGAGE ASSOCIATION	10/28/2031	1.365	50,000,000.00	50,000,000.00	50,000,000.00	41,913,500.00
1201526194	3135GANX5	FEDERAL NATIONAL MORTGAGE ASSOCIATION	02/26/2029	5.400	25,000,000.00	25,000,000.00	25,000,000.00	25,044,250.00
1253218388	3135GARW3	FEDERAL NATIONAL MORTGAGE ASSOCIATION	05/10/2029	5.480	50,000,000.00	50,000,000.00	50,000,000.00	50,692,500.00
1182264649	3135GAM24	FEDERAL NATIONAL MORTGAGE ASSOCIATION	01/10/2029	5.030	50,000,000.00	50,000,000.00	50,000,000.00	49,921,500.00
821809184	3135GA6T3	FEDERAL NATIONAL MORTGAGE ASSOCIATION	12/16/2031	1.360	50,000,000.00	50,000,000.00	50,000,000.00	41,761,000.00
821809500	3136G4R88	FEDERAL NATIONAL MORTGAGE ASSOCIATION	08/26/2030	1.180	25,000,000.00	25,000,000.00	25,000,000.00	21,436,750.00
821809597	3135G05Q2	FEDERAL NATIONAL MORTGAGE ASSOCIATION	08/05/2030	0.875	50,000,000.00	49,432,600.71	49,058,500.00	42,696,000.00
821809175	3136G43V3	FEDERAL NATIONAL MORTGAGE ASSOCIATION	09/27/2030	1.250	50,000,000.00	50,000,000.00	50,000,000.00	42,966,000.00
1178100559	3135GALV1	FEDERAL NATIONAL MORTGAGE ASSOCIATION	01/29/2029	5.080	50,000,000.00	50,000,000.00	50,000,000.00	49,937,000.00
1257862196	3135GAS93	FEDERAL NATIONAL MORTGAGE ASSOCIATION	05/08/2029	5.770	50,000,000.00	50,000,000.00	50,000,000.00	50,356,000.00
821809188	3135GA2C4	FEDERAL NATIONAL MORTGAGE ASSOCIATION	11/18/2032	1.450	50,000,000.00	50,000,000.00	50,000,000.00	40,889,000.00
1194585799	3135GAN31	FEDERAL NATIONAL MORTGAGE ASSOCIATION	02/14/2029	5.200	25,000,000.00	25,000,000.00	25,000,000.00	25,021,500.00
821809227	3135GA5Z0	FEDERAL NATIONAL MORTGAGE ASSOCIATION	12/08/2032	1.515	50,000,000.00	50,000,000.00	50,000,000.00	41,056,000.00
821809214	3136G4YQ0	FEDERAL NATIONAL MORTGAGE ASSOCIATION	07/09/2025	0.710	50,000,000.00	50,000,000.00	50,000,000.00	48,660,000.00
1178734137	3135GALX7	FEDERAL NATIONAL MORTGAGE ASSOCIATION	01/29/2029	5.100	50,000,000.00	50,000,000.00	50,000,000.00	49,942,500.00
1345259372	3135GAUC3	FEDERAL NATIONAL MORTGAGE ASSOCIATION	08/27/2029	5.100	50,000,000.00	50,000,000.00	50,000,000.00	50,081,500.00
1348954669	313588L52	FEDERAL NATIONAL MORTGAGE ASSOCIATION	10/21/2024	5.040	50,000,000.00	49,860,000.00	49,622,000.00	49,844,000.00
1357288782	313588M85	FEDERAL NATIONAL MORTGAGE ASSOCIATION	11/01/2024	4.985	50,000,000.00	49,785,368.05	49,639,972.22	49,780,500.00
1373351803	313588N76	FEDERAL NATIONAL MORTGAGE ASSOCIATION	11/08/2024	4.600	50,000,000.00	49,757,222.23	49,731,666.67	49,736,500.00
1348954670	313588L52	FEDERAL NATIONAL MORTGAGE ASSOCIATION	10/21/2024	5.040	50,000,000.00	49,860,000.00	49,622,000.00	49,844,000.00
1355455714	313588N76	FEDERAL NATIONAL MORTGAGE ASSOCIATION	11/08/2024	4.960	50,000,000.00	49,738,222.22	49,566,000.00	49,736,500.00
1362911312	313588N50	FEDERAL NATIONAL MORTGAGE ASSOCIATION	11/06/2024	4.810	30,000,000.00	29,855,700.00	29,795,575.00	29,849,400.00
1355455712	313588N76	FEDERAL NATIONAL MORTGAGE ASSOCIATION	11/08/2024	4.960	50,000,000.00	49,738,222.22	49,566,000.00	49,736,500.00
1344644966	313588K87	FEDERAL NATIONAL MORTGAGE ASSOCIATION	10/16/2024	5.075	50,000,000.00	49,894,270.83	49,605,277.78	49,876,500.00
1361041886	313588J48	FEDERAL NATIONAL MORTGAGE ASSOCIATION	10/04/2024	4.980	50,000,000.00	49,979,250.00	49,854,750.00	49,954,500.00
1362911305	313588N50	FEDERAL NATIONAL MORTGAGE ASSOCIATION	11/06/2024	4.810	50,000,000.00	49,759,500.00	49,659,291.67	49,749,000.00
1349452983	313588N43	FEDERAL NATIONAL MORTGAGE ASSOCIATION	11/05/2024	5.000	50,000,000.00	49,756,944.45	49,527,777.78	49,755,000.00
1373351809	313588N76	FEDERAL NATIONAL MORTGAGE ASSOCIATION	11/08/2024	4.600	50,000,000.00	49,757,222.23	49,731,666.67	49,736,500.00
1325384020	313588J22	FEDERAL NATIONAL MORTGAGE ASSOCIATION	10/02/2024	5.170	50,000,000.00	49,992,819.44	49,511,722.22	49,967,500.00

LOS ANGELES COUNTY TREASURER
 TREASURER PORTFOLIO COMPARED TO MARKET VALUE
 FOR THE PERIOD: SEPTEMBER 1, 2024 TO SEPTEMBER 30, 2024
 FUND: POOLED SURPLUS INVESTMENTS
 ATTACHMENT X

Security ID	CUSIP	Description	Final Maturity	Face Rate	PAR	Amortized Cost	Historical Cost	Market Value	
1344644969	313588K87	FEDERAL NATIONAL MORTGAGE ASSOCIATION	10/16/2024	5.075	50,000,000.00	49,894,270.83	49,605,277.78	49,876,500.00	
1325384029	313588J22	FEDERAL NATIONAL MORTGAGE ASSOCIATION	10/02/2024	5.170	50,000,000.00	49,992,819.44	49,511,722.22	49,967,500.00	
1349452979	313588N43	FEDERAL NATIONAL MORTGAGE ASSOCIATION	11/05/2024	5.000	50,000,000.00	49,756,944.45	49,527,777.78	49,755,000.00	
1361041888	313588J48	FEDERAL NATIONAL MORTGAGE ASSOCIATION	10/04/2024	4.980	50,000,000.00	49,979,250.00	49,854,750.00	49,954,500.00	
AGENCIES TOTAL						28,037,727,444.44	27,992,876,900.58	27,963,186,908.48	26,529,239,110.90
1247864300	05252WV2	ANZ GROUP HOLDINGS LIMITED	10/11/2024	5.280	50,000,000.00	50,000,000.00	50,000,000.00	50,007,500.00	
1325395454	05252WVZ3	AUSTRALIA & NEW ZEALAND BANKING GROUP LTD., NEW YO	10/28/2024	5.250	50,000,000.00	50,000,000.00	50,000,000.00	50,020,500.00	
1325395452	05252WVZ3	AUSTRALIA & NEW ZEALAND BANKING GROUP LTD., NEW YO	10/28/2024	5.250	50,000,000.00	50,000,000.00	50,000,000.00	50,020,500.00	
1366639773	06367DM28	BANK OF MONTREAL - CHICAGO BRANCH	03/18/2025	4.530	50,000,000.00	50,000,000.00	50,000,000.00	50,014,500.00	
1338689049	06367DLK9	BANK OF MONTREAL - CHICAGO BRANCH	02/14/2025	4.980	50,000,000.00	50,000,000.00	50,000,000.00	50,070,500.00	
1366639778	06367DM28	BANK OF MONTREAL - CHICAGO BRANCH	03/18/2025	4.530	50,000,000.00	50,000,000.00	50,000,000.00	50,014,500.00	
1251220777	06418NBA9	BANK OF NOVA SCOTIA, HOUSTON BRANCH	01/17/2025	5.450	50,000,000.00	50,000,000.00	50,000,000.00	50,105,500.00	
1230566757	06417M7K5	BANK OF NOVA SCOTIA, HOUSTON BRANCH	12/20/2024	5.370	50,000,000.00	50,000,000.00	50,000,000.00	50,055,500.00	
1245941139	05593D5X7	BNP PARIBAS NEW YORK BRANCH	10/04/2024	5.410	50,000,000.00	50,000,000.00	50,000,000.00	50,000,000.00	
1243484823	13606KZ58	CANADIAN IMPERIAL BANK OF COMMERCE (NEW YORK)	10/01/2024	5.410	50,000,000.00	50,000,000.00	50,000,000.00	50,002,500.00	
1243484825	13606KZ58	CANADIAN IMPERIAL BANK OF COMMERCE (NEW YORK)	10/01/2024	5.410	50,000,000.00	50,000,000.00	50,000,000.00	50,002,500.00	
1346645015	13606K6W1	CANADIAN IMPERIAL BANK OF COMMERCE (NEW YORK)	02/26/2025	4.870	50,000,000.00	50,000,000.00	50,000,000.00	50,064,000.00	
1346645016	13606K6W1	CANADIAN IMPERIAL BANK OF COMMERCE (NEW YORK)	02/26/2025	4.870	50,000,000.00	50,000,000.00	50,000,000.00	50,064,000.00	
1365011204	13606DAC6	CANADIAN IMPERIAL BANK OF COMMERCE (NEW YORK)	10/18/2024	5.060	50,000,000.00	50,000,000.00	50,000,000.00	50,005,500.00	
1365011203	13606DAC6	CANADIAN IMPERIAL BANK OF COMMERCE (NEW YORK)	10/18/2024	5.060	50,000,000.00	50,000,000.00	50,000,000.00	50,005,500.00	
1367520664	22536HUJ6	CREDIT AGRICOLE CORPORATE AND INVESTMENT BANK, NEW	12/20/2024	4.760	50,000,000.00	50,000,000.00	50,000,000.00	50,011,000.00	
1367520663	22536HUJ6	CREDIT AGRICOLE CORPORATE AND INVESTMENT BANK, NEW	12/20/2024	4.760	50,000,000.00	50,000,000.00	50,000,000.00	50,011,000.00	
1334667564	22536HNL9	CREDIT AGRICOLE CORPORATE AND INVESTMENT BANK, NEW	11/05/2024	5.200	50,000,000.00	50,000,000.00	50,000,000.00	50,021,500.00	
1350181295	22536HRZ4	CREDIT AGRICOLE CORPORATE AND INVESTMENT BANK, NEW	12/02/2024	5.050	50,000,000.00	50,000,000.00	50,000,000.00	50,029,500.00	
1315899649	23345HEK0	DNB BANK ASA - NEW YORK BRANCH	10/11/2024	5.340	50,000,000.00	50,000,000.00	50,000,000.00	50,009,500.00	
1342937996	23345HFL7	DNB BANK ASA - NEW YORK BRANCH	10/22/2024	5.220	50,000,000.00	50,000,000.00	50,000,000.00	50,013,000.00	
1368988762	23345HGF9	DNB BANK ASA - NEW YORK BRANCH	12/20/2024	4.680	50,000,000.00	50,000,000.00	50,000,000.00	50,003,000.00	
1307741454	23345HEE4	DNB BANK ASA - NEW YORK BRANCH	10/04/2024	5.360	50,000,000.00	50,000,000.00	50,000,000.00	50,005,000.00	
1331731241	23345HFB9	DNB BANK ASA - NEW YORK BRANCH	10/31/2024	5.200	50,000,000.00	50,000,000.00	50,000,000.00	50,016,500.00	
1354644809	23345HFW3	DNB BANK ASA - NEW YORK BRANCH	11/04/2024	5.110	50,000,000.00	50,000,000.00	50,000,000.00	50,015,500.00	
1368988758	65558WDU9	NORDEA ABP - NEW YORK BRANCH	12/20/2024	4.690	50,000,000.00	50,000,000.00	50,000,000.00	50,001,500.00	
1291193926	65558WB9	NORDEA ABP - NEW YORK BRANCH	10/11/2024	5.380	50,000,000.00	50,000,000.00	50,000,000.00	50,009,000.00	
1301814278	65558WBT4	NORDEA ABP - NEW YORK BRANCH	10/30/2024	5.390	50,000,000.00	50,000,000.00	50,000,000.00	50,021,500.00	
1315899652	65558WCK2	NORDEA ABP - NEW YORK BRANCH	11/05/2024	5.340	50,000,000.00	50,000,000.00	50,000,000.00	50,025,000.00	
1286832204	65558WBH0	NORDEA ABP - NEW YORK BRANCH	10/04/2024	5.420	50,000,000.00	50,000,000.00	50,000,000.00	50,005,000.00	
1315899656	65558WCK2	NORDEA ABP - NEW YORK BRANCH	11/05/2024	5.340	50,000,000.00	50,000,000.00	50,000,000.00	50,025,000.00	
1327267064	78015JU39	ROYAL BANK OF CANADA NEW YORK BRANCH	04/30/2025	5.120	50,000,000.00	50,000,000.00	50,000,000.00	50,212,000.00	
1313237112	78015JSK4	ROYAL BANK OF CANADA NEW YORK BRANCH	04/17/2025	5.250	50,000,000.00	50,000,000.00	50,000,000.00	50,225,000.00	
1372483899	83369XUB2	SOCIETE GENERALE - NEW YORK BRANCH	01/27/2025	4.580	50,000,000.00	50,000,000.00	50,000,000.00	50,002,000.00	
1372483892	83369XUB2	SOCIETE GENERALE - NEW YORK BRANCH	01/27/2025	4.580	50,000,000.00	50,000,000.00	50,000,000.00	50,002,000.00	
1370627848	86959THD1	SVENSKA HANDELSBANKEN AB (NEW YORK BRANCH)	12/20/2024	4.670	50,000,000.00	50,000,000.00	50,000,000.00	49,997,000.00	
1322062001	86959TFY7	SVENSKA HANDELSBANKEN AB (NEW YORK BRANCH)	10/23/2024	5.380	50,000,000.00	50,000,000.00	50,000,000.00	50,018,000.00	
1344644967	86959TGQ3	SVENSKA HANDELSBANKEN AB (NEW YORK BRANCH)	11/18/2024	5.170	50,000,000.00	50,000,000.00	50,000,000.00	50,028,000.00	
1327267065	86959TGE0	SVENSKA HANDELSBANKEN AB (NEW YORK BRANCH)	10/30/2024	5.270	50,000,000.00	50,000,000.00	50,000,000.00	50,018,000.00	
1348954668	86959TGT7	SVENSKA HANDELSBANKEN AB (NEW YORK BRANCH)	11/26/2024	5.130	50,000,000.00	50,000,000.00	50,000,000.00	50,032,500.00	
1348954676	86959TGT7	SVENSKA HANDELSBANKEN AB (NEW YORK BRANCH)	11/26/2024	5.130	50,000,000.00	50,000,000.00	50,000,000.00	50,032,500.00	
1345256033	89115BY53	TORONTO-DOMINION BANK - NEW YORK BRANCH	02/20/2025	4.940	50,000,000.00	50,000,000.00	50,000,000.00	50,074,000.00	
1345256035	89115BY53	TORONTO-DOMINION BANK - NEW YORK BRANCH	02/20/2025	4.940	50,000,000.00	50,000,000.00	50,000,000.00	50,074,000.00	
1360035871	89115D4K9	TORONTO-DOMINION BANK - NEW YORK BRANCH	12/13/2024	4.980	50,000,000.00	50,000,000.00	50,000,000.00	50,025,000.00	
1313237111	89115DZ9	TORONTO-DOMINION BANK - NEW YORK BRANCH	10/07/2024	5.400	50,000,000.00	50,000,000.00	50,000,000.00	50,007,000.00	
1127459667	95001KQT4	WELLS FARGO BANK, NATIONAL ASSOCIATION	10/28/2024	5.870	50,000,000.00	50,000,000.00	50,000,000.00	50,032,500.00	
1127459668	95001KQT4	WELLS FARGO BANK, NATIONAL ASSOCIATION	10/28/2024	5.870	50,000,000.00	50,000,000.00	50,000,000.00	50,032,500.00	
CD TOTAL						2,350,000,000.00	2,350,000,000.00	2,350,000,000.00	2,351,487,500.00
1366639775	04821TMJ1	ATLANTIC ASSET SECURITIZATION CORP.	12/18/2024	4.720	50,000,000.00	49,488,666.67	49,410,000.00	49,460,250.00	
1357288787	04821TM51	ATLANTIC ASSET SECURITIZATION CORP.	12/05/2024	5.000	40,000,000.00	39,638,888.89	39,522,222.22	39,633,000.00	
1338689050	04821TLE3	ATLANTIC ASSET SECURITIZATION CORP.	11/14/2024	5.160	30,000,000.00	29,810,800.00	29,604,400.00	29,805,930.00	
1325384022	04821TK20	ATLANTIC ASSET SECURITIZATION CORP.	10/02/2024	5.320	25,000,000.00	24,996,305.56	24,748,777.78	24,983,175.00	
1338689048	04821TLE3	ATLANTIC ASSET SECURITIZATION CORP.	11/14/2024	5.160	50,000,000.00	49,684,666.67	49,340,666.67	49,676,550.00	
1354631076	04821TL60	ATLANTIC ASSET SECURITIZATION CORP.	11/06/2024	5.130	50,000,000.00	49,743,500.00	49,551,125.00	49,730,200.00	
1357288780	04821TM51	ATLANTIC ASSET SECURITIZATION CORP.	12/05/2024	5.000	50,000,000.00	49,548,611.11	49,402,777.78	49,541,250.00	
1343682392	04821TLL7	ATLANTIC ASSET SECURITIZATION CORP.	11/20/2024	5.170	45,638,000.00	45,310,293.80	45,035,020.60	45,306,941.95	
1331731248	04821TL11	ATLANTIC ASSET SECURITIZATION CORP.	11/01/2024	5.200	50,000,000.00	49,776,111.11	49,342,777.78	49,764,050.00	
1362911313	04821TLF0	ATLANTIC ASSET SECURITIZATION CORP.	11/15/2024	5.010	50,000,000.00	49,686,875.00	49,582,500.00	49,670,000.00	
1344644960	04821TLL7	ATLANTIC ASSET SECURITIZATION CORP.	11/20/2024	5.170	40,000,000.00	39,712,777.78	39,477,255.56	39,709,840.00	
1366639776	04821TML6	ATLANTIC ASSET SECURITIZATION CORP.	12/20/2024	4.750	40,000,000.00	39,577,777.78	39,535,555.56	39,558,360.00	
1318202535	04821TKA2	ATLANTIC ASSET SECURITIZATION CORP.	10/10/2024	5.330	23,900,000.00	23,868,153.25	23,595,686.61	23,858,151.10	
1368988759	04821TMH5	ATLANTIC ASSET SECURITIZATION CORP.	12/17/2024	4.700	50,000,000.00	49,497,361.11	49,451,666.67	49,466,400.00	
1344644964	04821TLL7	ATLANTIC ASSET SECURITIZATION CORP.	11/20/2024	5.170	34,362,000.00	34,115,261.75	33,912,738.05	34,112,738.05	
1369856209	04821TN84	ATLANTIC ASSET SECURITIZATION CORP.	01/08/2025	4.590	50,000,000.00	49,368,875.00	49,324,250.00	49,332,650.00	
1322061995	04821TKM6	ATLANTIC ASSET SECURITIZATION CORP.	10/21/2024	5.330	40,000,000.00	39,881,555.56	39,467,000.00	39,870,680.00	
1361041884	04821TMD4	ATLANTIC ASSET SECURITIZATION CORP.	12/13/2024	4.960	50,000,000.00	49,497,111.11	49,373,111.11	49,491,200.00	
1367511671	04821TLN3	ATLANTIC ASSET SECURITIZATION CORP.	11/22/2024	4.780	40,000,000.00	39,723,822.22	39,665,400.00	39,699,440.00	
1322729660	04821TKM6	ATLANTIC ASSET SECURITIZATION CORP.	10/21/2024	5.310	45,000,000.00	44,867,250.00	44,415,900.00	44,854,515.00	
1352826215	04821TM28	ATLANTIC ASSET SECURITIZATION CORP.	12/02/2024	5.070	50,000,000.00	49,563,416.67	49,366,250.00	49,560,200.00	
1369856198	04821TN84	ATLANTIC ASSET SECURITIZATION CORP.	01/08/2025	4.590	50,000,000.00	49,368,875.00	49,324,250.00	49,332,650.00	
1354631075	04821TL60	ATLANTIC ASSET SECURITIZATION CORP.	11/06/2024	5.130	45,000,000.00	44,769,150.00	44,596,012.50	44,757,180.00	
1341979405	04821TLJ2	ATLANTIC ASSET SECURITIZATION CORP.	11/18/2024	5.150	50,000,000.00	49,656,666.67	49,327,638.89	49,650,350.00	
13501812									

LOS ANGELES COUNTY TREASURER
 TREASURER PORTFOLIO COMPARED TO MARKET VALUE
 FOR THE PERIOD: SEPTEMBER 1, 2024 TO SEPTEMBER 30, 2024
 FUND: POOLED SURPLUS INVESTMENTS
 ATTACHMENT X

Security ID	CUSIP	Description	Final Maturity	Face Rate	PAR	Amortized Cost	Historical Cost	Market Value
1349195864	0527M0K22	AUTOBAHN FUNDING COMPANY LLC	10/02/2024	5.260	50,000,000.00	49,992,694.44	49,737,000.00	49,966,350.00
1336419644	0527M0L70	AUTOBAHN FUNDING COMPANY LLC	11/07/2024	5.240	50,000,000.00	49,730,722.22	49,345,000.00	49,725,500.00
1361041889	0527M0LD7	AUTOBAHN FUNDING COMPANY LLC	11/13/2024	5.090	35,000,000.00	34,787,209.72	34,698,134.72	34,780,445.00
1374462697	0527M0L13	AUTOBAHN FUNDING COMPANY LLC	11/01/2024	4.830	10,000,000.00	9,958,408.34	9,957,066.67	9,952,980.00
1365839313	0527M0KB2	AUTOBAHN FUNDING COMPANY LLC	10/11/2024	5.090	50,000,000.00	49,929,305.56	49,837,402.78	49,905,700.00
1374462687	0527M0L13	AUTOBAHN FUNDING COMPANY LLC	11/01/2024	4.830	50,000,000.00	49,792,041.66	49,785,333.33	49,764,900.00
1357288781	0527M0K97	AUTOBAHN FUNDING COMPANY LLC	10/09/2024	5.160	25,000,000.00	24,971,333.33	24,892,500.00	24,959,575.00
1374462700	0527M0M46	AUTOBAHN FUNDING COMPANY LLC	12/04/2024	4.640	35,000,000.00	34,711,288.89	34,706,777.78	35,000,000.00
1358403951	0527M0KA4	AUTOBAHN FUNDING COMPANY LLC	10/10/2024	5.120	50,000,000.00	49,936,000.00	49,786,666.67	49,912,450.00
1373351807	0527M0KW6	AUTOBAHN FUNDING COMPANY LLC	10/30/2024	4.830	35,000,000.00	34,863,820.83	34,845,037.50	34,844,670.00
1374462695	1247P2NA8	CAFCO LLC	01/10/2025	4.580	50,000,000.00	49,357,527.78	49,351,166.67	50,000,000.00
1314590398	1247P2L44	CAFCO LLC	11/04/2024	5.320	50,000,000.00	49,748,777.78	49,150,277.78	49,745,150.00
1319055397	1247P2KF0	CAFCO LLC	10/15/2024	5.290	25,000,000.00	24,948,569.44	24,669,375.00	24,939,375.00
1328079262	1247P2KA1	CAFCO LLC	10/10/2024	5.270	50,000,000.00	49,934,125.00	49,480,319.44	49,912,450.00
1374462689	1247P2N83	CAFCO LLC	01/08/2025	4.570	25,000,000.00	24,685,812.50	24,682,638.89	25,000,000.00
1372486014	1247P2NT7	CAFCO LLC	01/27/2025	4.550	50,000,000.00	49,254,305.55	49,222,708.33	49,229,150.00
1372483891	1247P2NH3	CAFCO LLC	01/17/2025	4.550	50,000,000.00	49,317,500.00	49,285,902.78	49,286,200.00
1374462694	1247P2N83	CAFCO LLC	01/08/2025	4.570	50,000,000.00	49,371,625.00	49,365,277.78	50,000,000.00
1315899650	1247P2KB9	CAFCO LLC	10/11/2024	5.290	50,000,000.00	49,926,527.78	49,353,444.44	49,905,700.00
1319055396	1247P2KF0	CAFCO LLC	10/15/2024	5.290	50,000,000.00	49,897,138.89	49,338,750.00	49,878,750.00
1369859577	1247P2NH3	CAFCO LLC	01/17/2025	4.590	50,000,000.00	49,311,500.00	49,266,875.00	49,286,200.00
1290530701	1247P2M50	CAFCO LLC	12/05/2024	5.350	25,000,000.00	24,758,506.94	24,342,395.83	24,773,200.00
1348954665	1247P2L77	CAFCO LLC	11/07/2024	5.160	21,000,000.00	20,888,630.00	20,786,290.00	20,884,710.00
1372486015	1247P2NU4	CAFCO LLC	01/28/2025	4.530	50,000,000.00	49,251,291.67	49,226,125.00	49,223,300.00
1348954659	1247P2L77	CAFCO LLC	11/07/2024	5.160	50,000,000.00	49,734,833.34	49,491,166.67	49,725,500.00
1299109989	1247P2MD3	CAFCO LLC	12/13/2024	5.330	50,000,000.00	49,459,597.22	48,734,125.00	49,496,400.00
1374462685	1247P2NA8	CAFCO LLC	01/10/2025	4.580	50,000,000.00	49,357,527.78	49,351,166.67	50,000,000.00
1372483905	1247P2NH3	CAFCO LLC	01/17/2025	4.550	50,000,000.00	49,317,500.00	49,285,902.78	49,286,200.00
129996668	1247P2ML5	CAFCO LLC	12/20/2024	5.330	50,000,000.00	49,407,777.78	48,682,305.56	49,453,050.00
1372486013	1247P2NU4	CAFCO LLC	01/28/2025	4.530	50,000,000.00	49,251,291.67	49,223,300.00	49,223,300.00
1370619220	13608AKJ4	CANADIAN IMPERIAL BANK OF COMMERCE	10/18/2024	4.800	50,000,000.00	49,886,666.67	49,846,666.67	49,858,650.00
1370619222	13608AKR6	CANADIAN IMPERIAL BANK OF COMMERCE	10/25/2024	4.800	50,000,000.00	49,840,000.00	49,800,000.00	49,811,100.00
1359286053	13608AKF2	CANADIAN IMPERIAL BANK OF COMMERCE	10/15/2024	5.140	50,000,000.00	49,900,055.56	49,757,277.78	49,878,950.00
1365011205	13608AKH8	CANADIAN IMPERIAL BANK OF COMMERCE	10/17/2024	5.030	50,000,000.00	49,888,222.22	49,790,416.67	49,865,400.00
1359286050	13608AKF2	CANADIAN IMPERIAL BANK OF COMMERCE	10/15/2024	5.140	50,000,000.00	49,900,055.56	49,757,277.78	49,878,950.00
1365011201	13608AKH8	CANADIAN IMPERIAL BANK OF COMMERCE	10/17/2024	5.030	50,000,000.00	49,888,222.22	49,790,416.67	49,865,400.00
1345839485	13738JMC1	CANCARA ASSET SECURITISATION LIMITED	12/12/2024	5.130	50,000,000.00	49,487,000.00	49,230,500.00	49,501,550.00
1345839487	13738JMC1	CANCARA ASSET SECURITISATION LIMITED	12/12/2024	5.130	50,000,000.00	49,487,000.00	49,230,500.00	49,501,550.00
1345838153	13738JKP4	CANCARA ASSET SECURITISATION LIMITED	10/23/2024	5.210	5,000,000.00	4,984,080.55	4,955,859.72	4,982,455.00
1339900557	13738JLF5	CANCARA ASSET SECURITISATION LIMITED	11/15/2024	5.150	50,000,000.00	49,678,125.00	49,341,944.44	49,673,400.00
1356284117	13738JM56	CANCARA ASSET SECURITISATION LIMITED	12/05/2024	5.000	50,000,000.00	49,548,611.11	49,402,777.78	49,545,450.00
1341965106	13738JM23	CANCARA ASSET SECURITISATION LIMITED	12/02/2024	5.100	20,000,000.00	19,824,333.33	19,694,000.00	19,825,760.00
1338093595	13738JL7	CANCARA ASSET SECURITISATION LIMITED	11/18/2024	5.170	50,000,000.00	49,655,333.34	49,310,666.67	49,653,950.00
1339900561	13738JLF5	CANCARA ASSET SECURITISATION LIMITED	11/15/2024	5.150	5,000,000.00	4,967,812.50	4,934,194.44	4,967,340.00
1349452978	13738JMD9	CANCARA ASSET SECURITISATION LIMITED	12/13/2024	5.080	50,000,000.00	49,484,944.45	49,259,166.67	49,495,350.00
1349452976	13738JMD9	CANCARA ASSET SECURITISATION LIMITED	12/13/2024	5.080	5,000,000.00	4,948,494.45	4,925,916.67	4,949,535.00
1338101000	13738JMJ6	CANCARA ASSET SECURITISATION LIMITED	12/18/2024	5.050	50,000,000.00	49,452,916.67	49,116,250.00	49,464,250.00
1342937992	13738JKF6	CANCARA ASSET SECURITISATION LIMITED	10/15/2024	5.210	35,000,000.00	34,929,086.11	34,711,279.17	34,914,775.00
1345838152	13738JKP4	CANCARA ASSET SECURITISATION LIMITED	10/23/2024	5.210	50,000,000.00	49,840,805.55	49,558,597.22	49,824,550.00
1339900568	13738JLF5	CANCARA ASSET SECURITISATION LIMITED	11/15/2024	5.150	50,000,000.00	49,678,125.00	49,341,944.44	49,673,400.00
1361043294	13738JLK4	CANCARA ASSET SECURITISATION LIMITED	11/19/2024	4.980	50,000,000.00	49,661,083.33	49,557,333.33	49,647,500.00
1355455707	13738JM31	CANCARA ASSET SECURITISATION LIMITED	12/03/2024	5.050	50,000,000.00	49,558,125.00	49,588,777.78	49,558,100.00
1341965109	13738JM23	CANCARA ASSET SECURITISATION LIMITED	12/02/2024	5.100	50,000,000.00	49,560,833.33	49,235,000.00	49,564,400.00
1360035868	13738JLF5	CANCARA ASSET SECURITISATION LIMITED	11/15/2024	5.050	50,000,000.00	49,684,375.00	49,558,125.00	49,673,400.00
1356284118	13738JM56	CANCARA ASSET SECURITISATION LIMITED	12/05/2024	5.000	50,000,000.00	49,548,611.11	49,402,777.78	49,545,450.00
1338093592	13738JMG2	CANCARA ASSET SECURITISATION LIMITED	12/16/2024	5.050	50,000,000.00	49,466,944.45	49,123,263.89	49,476,650.00
1338687927	13738JLL2	CANCARA ASSET SECURITISATION LLC	11/20/2024	5.170	50,000,000.00	49,640,972.22	49,303,486.11	49,641,050.00
1361041885	13738JLD0	CANCARA ASSET SECURITISATION LLC	11/13/2024	4.980	50,000,000.00	49,702,583.33	49,578,083.33	49,686,350.00
1361041876	13738JLD0	CANCARA ASSET SECURITISATION LLC	11/13/2024	4.980	50,000,000.00	49,702,583.33	49,578,083.33	49,686,350.00
1368988760	13738JNP1	CANCARA ASSET SECURITISATION LLC	01/23/2025	4.600	50,000,000.00	49,271,666.66	49,226,944.44	49,249,050.00
1368988757	13738JNP1	CANCARA ASSET SECURITISATION LLC	01/23/2025	4.600	15,000,000.00	14,781,500.00	14,768,083.33	14,774,715.00
1326328273	13738JKX7	CANCARA ASSET SECURITISATION LLC	10/31/2024	5.280	50,000,000.00	49,780,000.00	49,325,333.33	49,771,500.00
1337173397	15963TKG3	CHARIOT FUNDING LLC	10/16/2024	5.240	50,000,000.00	49,890,833.33	49,526,944.44	49,872,000.00
1321136047	15963TK40	CHARIOT FUNDING LLC	10/04/2024	5.350	50,000,000.00	49,977,708.33	49,450,138.89	49,952,850.00
1346644424	15963TK32	CHARIOT FUNDING LLC	10/03/2024	5.250	50,000,000.00	49,985,416.67	49,722,916.67	49,959,600.00
1334689509	15963TK73	CHARIOT FUNDING LLC	10/07/2024	5.250	50,000,000.00	49,956,250.00	49,555,208.33	49,932,650.00
1319829983	15963TKG3	CHARIOT FUNDING LLC	10/16/2024	5.350	50,000,000.00	49,888,541.67	49,331,250.00	49,872,000.00
1337175334	15963TKB4	CHARIOT FUNDING LLC	10/11/2024	5.250	50,000,000.00	49,927,083.33	49,562,500.00	49,905,700.00
1321136046	15963TK40	CHARIOT FUNDING LLC	10/04/2024	5.350	50,000,000.00	49,977,708.33	49,450,138.89	49,952,850.00
1370619219	15963TLF4	CHARIOT FUNDING LLC	11/15/2024	4.800	50,000,000.00	49,700,000.00	49,660,000.00	49,672,850.00
1334689508	15963TK73	CHARIOT FUNDING LLC	10/07/2024	5.250	50,000,000.00	49,956,250.00	49,555,208.33	49,932,650.00
1345838158	15963TK99	CHARIOT FUNDING LLC	10/09/2024	5.250	50,000,000.00	49,941,666.67	49,657,291.67	49,919,150.00
1294109454	17177LMD3	CIESCO, LLC	12/13/2024	5.330	50,000,000.00	49,459,597.22	48,674,902.78	49,495,350.00
1274218427	17177LLB5	CIESCO, LLC	11/08/2024	5.360	25,000,000.00	24,858,555.56	24,363,500.00	24,859,475.00
1318202534	17177LJK2	CIESCO, LLC	10/18/2024	5.290	50,000,000.00	49,875,097.22	49,309,361.11	49,858,550.00
1299966665	17177LMG6	CIESCO, LLC	12/16/2024	5.320	50,000,000.00	49,438,444.44	48,714,333.33	49,476,650.00
1302557814	17177LMH4	CIESCO, LLC	12/17/2024	5.330	50,000,000.00	49,429,986.11	48,719,319.44	49,470,450.00
1279972203	17177LLD4	CIESCO, LLC	11/13/2024	5.350	25,000,000.00	24,840,243.06	24,379,548.61	24,843,175.00
1314590397	17177LL51	CIESCO, LLC	11/05/2024	5.330	50,000,000.00	49,740,902.78	49,141,277.78	49,738,600.00
1274218428	17177LLB5	CIESCO, LLC	11/08/2024	5.360	50,000,000.00	49,717,111.11	48,727,000.00	49,718,950.00
1318202533	17177LJK2	CIESCO, LLC	10/18/2024	5.290	25,000,000.00	24,937,548.61	24,654,680.56	24,929,275.00
1267645098	17177LKJ9	CIESCO, LLC	10/09/2024	5.370	50,000,000.00	49,940,333.33	48,888,708.33	49,919,150.00
1294109455	17177LMD3	CIESCO, LLC	12/13/2024	5.330	50,000,000.00	49,459,597.22	48,674,902.78	49,495,350.00

LOS ANGELES COUNTY TREASURER
TREASURER PORTFOLIO COMPARED TO MARKET VALUE
FOR THE PERIOD: SEPTEMBER 1, 2024 TO SEPTEMBER 30, 2024
FUND: POOLED SURPLUS INVESTMENTS
ATTACHMENT X

Security ID	CUSIP	Description	Final Maturity	Face Rate	PAR	Amortized Cost	Historical Cost	Market Value
1302557817	17177LMH4	CIESCO, LLC	12/17/2024	5.330	25,000,000.00	24,714,993.05	24,359,659.72	24,735,225.00
1288563689	12619TM50	CRC FUNDING, LLC	12/05/2024	5.320	50,000,000.00	49,519,722.22	48,684,777.78	49,543,550.00
1319829982	12619TKB9	CRC FUNDING, LLC	10/11/2024	5.280	50,000,000.00	49,926,666.67	49,376,666.67	49,905,700.00
1348954662	12619TL44	CRC FUNDING, LLC	11/04/2024	5.160	50,000,000.00	49,756,333.34	49,512,666.67	49,745,150.00
1299996660	12619TM35	CRC FUNDING, LLC	12/03/2024	5.330	25,000,000.00	24,766,812.50	24,404,076.39	24,778,100.00
1287581836	12619TM43	CRC FUNDING, LLC	12/04/2024	5.310	50,000,000.00	49,528,000.00	48,672,500.00	49,549,900.00
1374462701	12619TNA8	CRC FUNDING, LLC	01/10/2025	4.560	50,000,000.00	49,360,333.33	49,354,000.00	50,000,000.00
1279972205	12619TLB5	CRC FUNDING, LLC	11/08/2024	5.350	50,000,000.00	49,717,638.89	48,796,250.00	49,718,950.00
1369859037	12619TNH3	CRC FUNDING, LLC	01/17/2025	4.580	50,000,000.00	49,313,000.00	49,268,472.22	49,282,300.00
1315899648	12619TKA1	CRC FUNDING, LLC	10/10/2024	5.280	50,000,000.00	49,934,000.00	49,362,000.00	49,912,450.00
1287581838	12619TM43	CRC FUNDING, LLC	12/04/2024	5.310	50,000,000.00	49,528,000.00	48,672,500.00	49,549,900.00
1299996666	12619TM35	CRC FUNDING, LLC	12/03/2024	5.330	50,000,000.00	49,533,625.00	48,808,152.78	49,556,200.00
1322061998	12619TK37	CRC FUNDING, LLC	10/03/2024	5.310	50,000,000.00	49,985,250.00	49,469,000.00	49,959,600.00
1288563690	12619TM50	CRC FUNDING, LLC	12/05/2024	5.320	25,000,000.00	24,759,861.11	24,342,388.89	24,771,775.00
1343681394	12619TK29	CRC FUNDING, LLC	10/02/2024	5.285	50,000,000.00	49,992,659.72	49,684,368.06	49,966,350.00
1350185199	12619TL69	CRC FUNDING, LLC	11/06/2024	5.150	50,000,000.00	49,742,500.00	49,513,611.11	49,732,050.00
1369859038	12619TNH3	CRC FUNDING, LLC	01/17/2025	4.580	50,000,000.00	49,313,000.00	49,268,472.22	49,282,300.00
1373351804	22533TL61	CREDIT AGRICOLE CORPORATE AND INVESTMENT BANK, NEW	11/06/2024	4.640	50,000,000.00	49,768,000.00	49,742,222.22	49,736,950.00
1349188570	22533TKB1	CREDIT AGRICOLE CORPORATE AND INVESTMENT BANK, NEW	10/11/2024	5.100	50,000,000.00	49,929,166.67	49,681,250.00	49,906,800.00
1365817680	22533TLM6	CREDIT AGRICOLE CORPORATE AND INVESTMENT BANK, NEW	11/21/2024	4.840	50,000,000.00	49,657,166.67	49,569,777.78	49,641,300.00
1354545708	22533TL61	CREDIT AGRICOLE CORPORATE AND INVESTMENT BANK, NEW	11/06/2024	5.000	50,000,000.00	49,750,000.00	49,569,444.44	49,736,950.00
1373351816	22533TL61	CREDIT AGRICOLE CORPORATE AND INVESTMENT BANK, NEW	11/06/2024	4.640	50,000,000.00	49,768,000.00	49,742,222.22	49,736,950.00
1349188569	22533TKB1	CREDIT AGRICOLE CORPORATE AND INVESTMENT BANK, NEW	10/11/2024	5.100	50,000,000.00	49,929,166.67	49,681,250.00	49,906,800.00
1365817677	22533TLM6	CREDIT AGRICOLE CORPORATE AND INVESTMENT BANK, NEW	11/21/2024	4.840	50,000,000.00	49,657,166.67	49,569,777.78	49,641,300.00
1342937997	22533TKX3	CREDIT AGRICOLE CORPORATE AND INVESTMENT BANK, NEW	10/31/2024	5.130	50,000,000.00	49,786,250.00	49,479,875.00	49,775,650.00
1354545709	22533TL61	CREDIT AGRICOLE CORPORATE AND INVESTMENT BANK, NEW	11/06/2024	5.000	50,000,000.00	49,750,000.00	49,569,444.44	49,736,950.00
1368988761	22533TLN4	CREDIT AGRICOLE CORPORATE AND INVESTMENT BANK, NEW	11/22/2024	4.690	50,000,000.00	49,661,277.78	49,609,166.67	49,634,950.00
1265568017	45685QK16	ING (U.S.) FUNDING LLC	10/01/2024	5.350	50,000,000.00	50,000,000.00	48,915,138.89	49,973,200.00
1301814283	45685QKM0	ING (U.S.) FUNDING LLC	10/21/2024	5.340	50,000,000.00	49,851,666.67	49,139,666.67	49,838,700.00
1291193933	45685QKF5	ING (U.S.) FUNDING LLC	10/15/2024	5.340	50,000,000.00	49,896,166.67	49,080,333.33	49,879,350.00
1302542939	45685QKM0	ING (U.S.) FUNDING LLC	10/21/2024	5.340	45,965,000.00	45,828,637.17	45,174,095.57	45,816,716.91
1299109986	45685QKM0	ING (U.S.) FUNDING LLC	10/21/2024	5.340	50,000,000.00	49,851,666.67	49,117,416.67	49,838,700.00
1301814294	45685QKM0	ING (U.S.) FUNDING LLC	10/21/2024	5.340	50,000,000.00	49,851,666.67	49,139,666.67	49,838,700.00
1331731244	47816FK75	JOHNSON & JOHNSON	10/07/2024	5.240	50,000,000.00	49,956,333.33	49,519,666.67	49,933,500.00
1367505061	47816FML2	JOHNSON & JOHNSON, INC.	12/20/2024	4.620	30,000,000.00	29,692,000.00	29,649,650.00	29,678,430.00
1331721619	47816FK42	JOHNSON & JOHNSON, INC.	10/04/2024	5.250	50,000,000.00	49,978,125.00	49,953,625.00	49,953,450.00
1331731246	4820P2K95	JUPITER SECURITIZATION COMPANY LLC	10/09/2024	5.300	20,000,000.00	19,976,444.44	19,799,777.78	19,967,660.00
1310729156	4820P2K46	JUPITER SECURITIZATION COMPANY LLC	10/04/2024	5.350	50,000,000.00	49,977,708.33	49,346,111.11	49,952,850.00
1370619231	4820P2KU8	JUPITER SECURITIZATION COMPANY LLC	10/28/2024	4.840	50,000,000.00	49,818,500.00	49,778,166.67	49,791,300.00
1346644426	4820P2KP9	JUPITER SECURITIZATION COMPANY LLC	10/23/2024	5.230	50,000,000.00	49,840,194.44	49,578,694.44	49,824,850.00
1370619218	4820P2KU8	JUPITER SECURITIZATION COMPANY LLC	10/28/2024	4.840	50,000,000.00	49,818,500.00	49,778,166.67	49,791,300.00
1307741453	4820P2K12	JUPITER SECURITIZATION COMPANY LLC	10/01/2024	5.360	25,000,000.00	25,000,000.00	24,665,000.00	24,986,550.00
1323520213	4820P2K79	JUPITER SECURITIZATION COMPANY LLC	10/07/2024	5.290	50,000,000.00	49,955,916.67	49,456,305.56	49,932,650.00
1366641726	4820P2L7	JUPITER SECURITIZATION COMPANY LLC	11/20/2024	4.800	50,000,000.00	49,666,666.67	49,641,050.00	49,641,050.00
1366641724	4820P2LF0	JUPITER SECURITIZATION COMPANY LLC	11/15/2024	4.800	50,000,000.00	49,700,000.00	49,646,666.67	49,673,400.00
1331731243	4820P2K95	JUPITER SECURITIZATION COMPANY LLC	10/09/2024	5.300	50,000,000.00	49,941,111.11	49,499,444.44	49,919,150.00
1346644425	4820P2KP9	JUPITER SECURITIZATION COMPANY LLC	10/23/2024	5.230	50,000,000.00	49,840,194.44	49,578,694.44	49,824,850.00
1334667561	4820P2KB0	JUPITER SECURITIZATION COMPANY LLC	10/11/2024	5.240	50,000,000.00	49,927,222.22	49,526,944.44	49,905,700.00
1319036785	4820P2K46	JUPITER SECURITIZATION COMPANY LLC	10/04/2024	5.340	50,000,000.00	49,977,750.00	49,414,083.33	49,952,850.00
1323520212	4820P2K79	JUPITER SECURITIZATION COMPANY LLC	10/07/2024	5.290	50,000,000.00	49,955,916.67	49,456,305.56	49,932,650.00
1330155242	4820P2K38	JUPITER SECURITIZATION COMPANY LLC	10/03/2024	5.320	50,000,000.00	49,985,222.22	49,534,500.00	49,959,600.00
1366641725	4820P2L7	JUPITER SECURITIZATION COMPANY LLC	11/20/2024	4.800	50,000,000.00	49,666,666.67	49,586,666.67	49,641,050.00
1366641723	4820P2LF0	JUPITER SECURITIZATION COMPANY LLC	11/15/2024	4.800	50,000,000.00	49,700,000.00	49,646,666.67	49,673,400.00
1370619229	50286LMJ9	LA FAYETTE ASSET SECURITIZATION LLC	12/18/2024	4.670	45,000,000.00	44,544,675.00	44,509,650.00	44,517,825.00
1354545715	50286LM34	LA FAYETTE ASSET SECURITIZATION LLC	12/03/2024	5.020	40,000,000.00	39,648,600.00	39,640,557.78	39,646,480.00
1337175339	50286LLC5	LA FAYETTE ASSET SECURITIZATION LLC	11/12/2024	5.170	30,000,000.00	29,819,050.00	29,603,633.33	29,815,710.00
1361043295	50286LMD2	LA FAYETTE ASSET SECURITIZATION LLC	12/13/2024	4.970	50,000,000.00	49,496,097.22	49,371,847.22	49,495,350.00
1354631078	50286LL43	LA FAYETTE ASSET SECURITIZATION LLC	11/04/2024	5.140	30,000,000.00	29,854,366.67	29,738,716.67	29,847,090.00
1349452982	50286LLT8	LA FAYETTE ASSET SECURITIZATION LLC	11/27/2024	5.110	30,000,000.00	29,757,275.00	29,616,750.00	29,757,690.00
1312494888	50286LKF9	LA FAYETTE ASSET SECURITIZATION LLC	10/15/2024	5.350	50,000,000.00	49,895,972.22	49,279,236.11	49,878,750.00
1311532405	50286LKA0	LA FAYETTE ASSET SECURITIZATION LLC	10/10/2024	5.350	50,000,000.00	49,933,125.00	49,308,958.33	49,912,450.00
1358403952	50286LL50	LA FAYETTE ASSET SECURITIZATION LLC	11/05/2024	5.090	50,000,000.00	49,752,569.44	49,604,111.11	49,738,600.00
1356284119	50286LM59	LA FAYETTE ASSET SECURITIZATION LLC	12/05/2024	5.000	50,000,000.00	49,548,611.11	49,395,833.33	49,545,450.00
1305761745	50286LK10	LA FAYETTE ASSET SECURITIZATION LLC	10/01/2024	5.390	50,000,000.00	50,000,000.00	49,311,277.78	49,973,100.00
1356282327	50286LL68	LA FAYETTE ASSET SECURITIZATION LLC	11/06/2024	5.090	30,000,000.00	29,847,300.00	29,741,258.33	29,839,230.00
1305761747	50286LK85	LA FAYETTE ASSET SECURITIZATION LLC	10/08/2024	5.360	18,916,000.00	18,896,285.32	18,637,178.16	18,887,966.49
1335695554	50286LL43	LA FAYETTE ASSET SECURITIZATION LLC	11/04/2024	5.160	38,400,000.00	38,212,864.00	37,915,648.00	38,204,275.20
1359286052	50286LM91	LA FAYETTE ASSET SECURITIZATION LLC	12/09/2024	5.010	25,000,000.00	24,759,937.50	24,690,354.17	24,760,175.00
1356284116	50286LM59	LA FAYETTE ASSET SECURITIZATION LLC	12/05/2024	5.000	15,000,000.00	14,864,583.33	14,818,750.00	14,863,635.00
1362911309	6117P4MG2	MONT BLANC CAPITAL CORP.	12/16/2024	4.890	50,000,000.00	49,483,833.33	49,388,750.00	49,476,650.00
1349195872	6117P4K33	MONT BLANC CAPITAL CORP.	10/03/2024	5.260	30,000,000.00	29,991,233.33	29,837,816.67	29,975,760.00
1315899651	6117P4KG4	MONT BLANC CAPITAL CORP.	10/16/2024	5.340	22,256,000.00	22,206,480.40	21,948,978.48	22,199,024.64
1291193928	6117P4KF6	MONT BLANC CAPITAL CORP.	10/15/2024	5.350	39,031,000.00	38,949,793.84	38,311,745.41	38,936,349.83
1315899657	6117P4LF5	MONT BLANC CAPITAL CORP.	11/15/2024	5.310	43,721,000.00	43,430,801.86	42,927,791.76	43,435,414.43
1362911304	6117P4MG2	MONT BLANC CAPITAL CORP.	12/16/2024	4.900	50,000,000.00	49,482,777.77	49,380,694.44	49,476,650.00
1342936889	6117P4KF6	MONT BLANC CAPITAL CORP.	10/15/2024	5.230	17,663,000.00	17,627,075.42	17,516,735.64	17,620,167.23
1335695555	6117P4LF5	MONT BLANC CAPITAL CORP.	11/15/2024	5.180	50,000,000.00	49,676,250.00	49,673,400.00	49,673,400.00
1361041882	6117P4MD9	MONT BLANC CAPITAL CORP.	12/13/2024	4.950	21,130,000.00	20,917,907.63	20,865,610.88	20,916,734.91
1314590396	6117P4KG4	MONT BLANC CAPITAL CORP.	10/16/2024	5.330	22,063,000.00	22,014,001.76	21,749,411.23	22,006,518.72
1374462696	6117P4PL8	MONT BLANC CAPITAL CORP.	02/20/2025	4.530	40,129,000.00	39,416,961.66	39,406,912.09	39,406,912.09
1339900556	6387JUL57	NATIXIS, NEW YORK BRANCH	11/05/2024	5.110	50,000,000.00	49,751,597.22	49,418,027.78	49,738,950.00
1359284207	6387JMB3	NATIXIS, NEW YORK BRANCH	12/11/2024	4.970	50,000,000.00	49,509,902.78	49,378,750.00	49,509,600.00
1333895109	6387JUL57	NATIXIS, NEW YORK BRANCH	11/05/2024	5.100	50,000,000.00	49,752,083.33	49,355,416.67	49,738,950.00

LOS ANGELES COUNTY TREASURER
 TREASURER PORTFOLIO COMPARED TO MARKET VALUE
 FOR THE PERIOD: SEPTEMBER 1, 2024 TO SEPTEMBER 30, 2024
 FUND: POOLED SURPLUS INVESTMENTS
 ATTACHMENT X

Security ID	CUSIP	Description	Final Maturity	Face Rate	PAR	Amortized Cost	Historical Cost	Market Value
1370619224	63873JN63	NATIXIS, NEW YORK BRANCH	01/06/2025	4.520	50,000,000.00	49,391,055.56	49,359,666.67	49,353,350.00
1359284205	63873JMB3	NATIXIS, NEW YORK BRANCH	12/11/2024	4.970	50,000,000.00	49,509,902.78	49,378,750.00	49,509,600.00
1342936887	63873JL16	NATIXIS, NEW YORK BRANCH	11/01/2024	5.150	47,000,000.00	46,791,568.06	46,502,452.78	46,779,335.00
1339900563	63873JL57	NATIXIS, NEW YORK BRANCH	11/05/2024	5.110	50,000,000.00	49,751,597.22	49,418,027.78	49,738,950.00
1307732218	63873JK17	NATIXIS, NEW YORK BRANCH	10/01/2024	5.310	50,000,000.00	50,000,000.00	49,328,875.00	49,973,300.00
1370619217	63873JN22	NATIXIS, NEW YORK BRANCH	01/02/2025	4.550	50,000,000.00	49,412,291.67	49,374,375.00	49,377,250.00
1370619223	63873JN63	NATIXIS, NEW YORK BRANCH	01/06/2025	4.520	50,000,000.00	49,391,055.56	49,359,666.67	49,353,350.00
1368969864	63873JN22	NATIXIS, NEW YORK BRANCH	01/02/2025	4.550	50,000,000.00	49,412,291.67	49,368,055.56	49,377,250.00
1358390161	63873JMB3	NATIXIS, NEW YORK BRANCH	12/11/2024	4.990	50,000,000.00	49,507,930.56	49,362,388.89	49,509,600.00
1368969849	63873JN22	NATIXIS, NEW YORK BRANCH	01/02/2025	4.550	50,000,000.00	49,412,291.67	49,368,055.56	49,377,250.00
1319055395	67983TKH8	OLD LINE FUNDING, LLC	10/17/2024	5.300	50,000,000.00	49,882,222.22	49,359,583.33	49,865,550.00
1343681388	67983TLK0	OLD LINE FUNDING, LLC	11/19/2024	5.150	50,000,000.00	49,649,513.89	49,363,402.78	49,646,050.00
1332846614	67983TK70	OLD LINE FUNDING, LLC	10/07/2024	5.200	50,000,000.00	49,956,666.67	49,545,000.00	49,932,800.00
1345256034	67983TLL8	OLD LINE FUNDING, LLC	11/20/2024	5.140	44,935,000.00	44,614,214.03	44,357,585.25	44,611,063.59
1322738729	67983TKM7	OLD LINE FUNDING, LLC	10/21/2024	5.290	20,000,000.00	19,941,222.22	19,753,133.33	19,935,460.00
1370627846	67983TNM4	OLD LINE FUNDING, LLC	01/21/2025	4.550	50,000,000.00	49,292,222.22	49,266,944.44	49,264,600.00
1361043293	67983TMG8	OLD LINE FUNDING, LLC	12/16/2024	4.900	50,000,000.00	49,482,777.77	49,380,694.44	49,476,650.00
1311532407	67983TK96	OLD LINE FUNDING, LLC	10/09/2024	5.330	50,000,000.00	49,940,777.78	49,341,152.78	49,919,350.00
1368989227	67983TMP8	OLD LINE FUNDING, LLC	12/23/2024	4.650	50,000,000.00	49,463,958.33	49,418,750.00	49,434,250.00
1369856212	67983TND4	OLD LINE FUNDING, LLC	01/13/2025	4.590	50,000,000.00	49,337,000.00	49,305,125.00	49,309,500.00
1365011207	67983TML7	OLD LINE FUNDING, LLC	12/20/2024	4.880	50,000,000.00	49,457,777.77	49,376,444.44	49,452,350.00
1338687924	67983TLD6	OLD LINE FUNDING, LLC	11/13/2024	5.150	25,000,000.00	24,846,215.28	24,681,701.39	24,842,525.00
1322738730	67983TKM7	OLD LINE FUNDING, LLC	10/21/2024	5.290	50,000,000.00	49,853,055.55	49,382,833.33	49,838,650.00
1328079265	67983TKW5	OLD LINE FUNDING, LLC	10/30/2024	5.270	50,000,000.00	49,787,736.11	49,333,930.56	49,778,250.00
1335715949	67983TKP0	OLD LINE FUNDING, LLC	10/23/2024	5.190	50,000,000.00	49,841,416.67	49,452,166.67	49,825,200.00
1370627847	67983TNN2	OLD LINE FUNDING, LLC	01/22/2025	4.560	50,000,000.00	49,284,333.34	49,252,666.67	49,259,050.00
1328079261	67983TKW5	OLD LINE FUNDING, LLC	10/30/2024	5.270	10,000,000.00	9,957,547.22	9,866,786.11	9,955,650.00
1338687931	67983TLD6	OLD LINE FUNDING, LLC	11/13/2024	5.150	50,000,000.00	49,692,430.56	49,363,402.78	49,685,050.00
1311532404	67983TK96	OLD LINE FUNDING, LLC	10/09/2024	5.330	50,000,000.00	49,940,777.78	49,341,152.78	49,919,350.00
1355455711	71344TML3	PEPSICO, INC.	12/20/2024	4.860	25,000,000.00	24,730,000.00	24,642,250.00	24,731,775.00
1354644810	71344TMD1	PEPSICO, INC.	12/13/2024	4.930	30,000,000.00	29,700,091.67	29,589,166.67	29,703,600.00
1355440954	71344TMH2	PEPSICO, INC.	12/17/2024	4.860	25,000,000.00	24,740,125.00	24,652,375.00	24,740,850.00
1355455706	71344TMG4	PEPSICO, INC.	12/16/2024	4.860	25,000,000.00	24,743,500.00	24,655,750.00	24,743,900.00
1348954672	71344TLJ9	PEPSICO, INC.	11/18/2024	5.070	40,000,000.00	39,729,600.00	39,538,066.67	39,728,640.00
1352871744	71344TSL9	PEPSICO, INC.	11/26/2024	5.010	40,000,000.00	39,688,266.67	39,532,400.00	39,688,680.00
1335715950	71708EL86	PFIZER INC.	11/08/2024	5.150	30,000,000.00	29,836,916.67	29,605,166.67	29,832,360.00
1326308865	71708EL11	PFIZER INC.	11/01/2024	5.300	50,000,000.00	49,771,805.55	49,300,694.44	49,766,000.00
1338093597	71708EL78	PFIZER INC.	11/07/2024	5.140	50,000,000.00	49,735,861.11	49,386,055.56	49,727,050.00
1343681398	71708ELM5	PFIZER INC.	11/21/2024	5.130	47,800,000.00	47,452,613.50	47,166,530.50	47,453,354.00
1326308866	71708EL11	PFIZER INC.	11/01/2024	5.300	50,000,000.00	49,771,805.55	49,300,694.44	49,766,000.00
1327267066	71708EL52	PFIZER INC.	11/05/2024	5.300	50,000,000.00	49,742,361.11	49,278,611.11	49,740,000.00
1307732216	71708EK87	PFIZER INC.	10/08/2024	5.320	38,500,000.00	38,460,173.89	37,942,434.44	38,443,520.50
1338093594	71708EL78	PFIZER INC.	11/07/2024	5.140	50,000,000.00	49,735,861.11	49,386,055.56	49,727,050.00
1355455713	82124LM58	SHEFFIELD RECEIVABLES COMPANY LLC	12/05/2024	5.040	50,000,000.00	49,545,000.00	49,363,000.00	49,543,850.00
1322729656	82124LKP6	SHEFFIELD RECEIVABLES COMPANY LLC	10/23/2024	5.320	50,000,000.00	49,837,444.44	49,327,611.11	49,824,500.00
1362911307	82124LJ9	SHEFFIELD RECEIVABLES COMPANY LLC	11/18/2024	4.990	50,000,000.00	49,667,333.33	49,563,375.00	49,652,900.00
1323516971	82124LK76	SHEFFIELD RECEIVABLES COMPANY LLC	10/07/2024	5.330	25,000,000.00	24,977,791.67	24,726,097.22	24,966,300.00
1373360328	82124LM25	SHEFFIELD RECEIVABLES COMPANY LLC	12/02/2024	4.740	50,000,000.00	49,591,833.33	49,565,500.00	49,562,750.00
1369856204	82124LL83	SHEFFIELD RECEIVABLES COMPANY LLC	11/08/2024	4.780	50,000,000.00	49,747,722.22	49,701,250.00	49,718,350.00
1372483898	82124LLC4	SHEFFIELD RECEIVABLES COMPANY LLC	11/12/2024	4.780	25,000,000.00	24,860,583.33	24,843,986.11	24,846,100.00
1365011208	82124LLK6	SHEFFIELD RECEIVABLES COMPANY LLC	11/19/2024	4.980	50,000,000.00	49,661,083.33	49,564,250.00	49,646,350.00
1374462691	82124LM33	SHEFFIELD RECEIVABLES COMPANY LLC	12/03/2024	4.720	50,000,000.00	49,587,000.00	49,580,444.44	50,000,000.00
1332846616	82124LK76	SHEFFIELD RECEIVABLES COMPANY LLC	10/07/2024	5.200	50,000,000.00	49,956,666.67	49,545,000.00	49,932,600.00
1373360329	82124LM25	SHEFFIELD RECEIVABLES COMPANY LLC	12/02/2024	4.740	50,000,000.00	49,591,833.33	49,565,500.00	49,562,750.00
1308913283	82124LK27	SHEFFIELD RECEIVABLES COMPANY LLC	10/02/2024	5.360	50,000,000.00	49,992,555.56	49,322,555.56	49,966,350.00
1344644970	82124LJ9	SHEFFIELD RECEIVABLES COMPANY LLC	11/18/2024	5.180	50,000,000.00	49,654,666.66	49,359,694.44	49,652,900.00
1350185200	82124LMK3	SHEFFIELD RECEIVABLES COMPANY LLC	10/21/2024	5.200	50,000,000.00	49,855,555.55	49,624,444.44	49,838,000.00
1372483890	82124LLC4	SHEFFIELD RECEIVABLES COMPANY LLC	11/12/2024	4.780	50,000,000.00	49,721,166.66	49,687,972.22	49,692,200.00
1362911310	82124LLF7	SHEFFIELD RECEIVABLES COMPANY LLC	11/15/2024	5.000	50,000,000.00	49,687,500.00	49,583,333.33	49,672,500.00
1373360327	82124LM25	SHEFFIELD RECEIVABLES COMPANY LLC	12/02/2024	4.740	50,000,000.00	49,591,833.33	49,565,500.00	49,562,750.00
1359284206	82124LLD2	SHEFFIELD RECEIVABLES COMPANY LLC	11/13/2024	5.100	50,000,000.00	49,695,416.67	49,553,750.00	49,685,600.00
1339900558	82124LLD2	SHEFFIELD RECEIVABLES COMPANY LLC	11/13/2024	5.180	50,000,000.00	49,690,638.89	49,352,500.00	49,685,600.00
1327271870	82124LK43	SHEFFIELD RECEIVABLES COMPANY LLC	10/04/2024	5.300	50,000,000.00	49,977,916.67	49,514,166.67	49,952,850.00
1335695556	82124LK92	SHEFFIELD RECEIVABLES COMPANY LLC	10/09/2024	5.260	50,000,000.00	49,941,555.56	49,547,055.56	49,919,050.00
1357296807	82124LMA7	SHEFFIELD RECEIVABLES COMPANY LLC	12/10/2024	5.000	50,000,000.00	49,513,888.89	49,361,111.11	49,512,500.00
1345259374	82124LKN1	SHEFFIELD RECEIVABLES COMPANY LLC	10/22/2024	5.210	50,000,000.00	49,848,041.67	49,565,833.33	49,831,250.00
1339900560	82124LLE0	SHEFFIELD RECEIVABLES COMPANY LLC	11/14/2024	5.180	50,000,000.00	49,683,444.45	49,345,305.56	49,679,050.00
1366639777	89119AML9	THE TORONTO-DOMINION BANK	12/20/2024	4.660	50,000,000.00	49,482,222.23	49,404,555.56	49,457,600.00
1366639779	89119AML9	THE TORONTO-DOMINION BANK	12/20/2024	4.660	50,000,000.00	49,482,222.23	49,404,555.56	49,457,600.00
1357288783	89119AMA3	THE TORONTO-DOMINION BANK	12/10/2024	4.900	50,000,000.00	49,523,611.11	49,373,888.89	49,518,200.00
1311532396	89119AK72	THE TORONTO-DOMINION BANK	10/07/2024	5.300	50,000,000.00	49,955,833.33	49,337,500.00	49,933,100.00
1320397194	88602TKJ1	THUNDER BAY FUNDING, LLC	10/18/2024	5.300	50,000,000.00	49,874,861.11	49,859,138.89	49,859,100.00
1323516969	88602TK10	THUNDER BAY FUNDING, LLC	10/01/2024	5.330	50,000,000.00	50,000,000.00	49,504,013.89	49,973,100.00
1345259375	88602TLM3	THUNDER BAY FUNDING, LLC	11/21/2024	5.130	50,000,000.00	49,636,625.00	49,387,250.00	50,000,000.00
1318202536	88602TKF9	THUNDER BAY FUNDING, LLC	10/15/2024	5.320	50,000,000.00	49,896,555.56	49,342,388.89	49,879,000.00
1361041877	88602TMH3	THUNDER BAY FUNDING, LLC	12/17/2024	4.900	50,000,000.00	49,475,972.22	49,380,694.44	49,471,150.00
1339900569	88602TLD3	THUNDER BAY FUNDING, LLC	11/13/2024	5.140	50,000,000.00	49,693,027.78	49,357,500.00	49,687,650.00
1337175337	88602TLB4	THUNDER BAY FUNDING, LLC	11/08/2024	5.170	50,000,000.00	49,727,138.89	49,375,291.67	49,720,100.00
1331731242	88602TK44	THUNDER BAY FUNDING, LLC	10/04/2024	5.300	50,000,000.00	49,977,916.67	49,536,250.00	50,000,000.00
1345259373	88602TLM3	THUNDER BAY FUNDING, LLC	11/21/2024	5.130	50,000,000.00	49,636,625.00	49,387,250.00	50,000,000.00
1346644417	88602TLS0	THUNDER BAY FUNDING, LLC	11/26/2024	5.100	40,000,000.00	39,682,666.67	39,478,666.67	40,000,000.00
1325395453	88602TK28	THUNDER BAY FUNDING, LLC	10/02/2024	5.320	50,000,000.00	49,992,611.11	49,527,111.11	49,966,350.00
1343691688	88602TLL5	THUNDER BAY FUNDING, LLC	11/20/2024	5.140	50,000,000.00	49,643,055.55	49,350,361.11	49,642,550.00

LOS ANGELES COUNTY TREASURER
 TREASURER PORTFOLIO COMPARED TO MARKET VALUE
 FOR THE PERIOD: SEPTEMBER 1, 2024 TO SEPTEMBER 30, 2024
 FUND: POOLED SURPLUS INVESTMENTS
 ATTACHMENT X

Security ID	CUSIP	Description	Final Maturity	Face Rate	PAR	Amortized Cost	Historical Cost	Market Value	
1370619228	88602TNN9	THUNDER BAY FUNDING, LLC	01/22/2025	4.560	50,000,000.00	49,284,333.34	49,252,666.67	49,256,150.00	
1331731245	88602TK44	THUNDER BAY FUNDING, LLC	10/04/2024	5.300	2,000,000.00	1,999,116.67	1,981,450.00	2,000,000.00	
1320397195	88602TKJ1	THUNDER BAY FUNDING, LLC	10/18/2024	5.300	50,000,000.00	49,874,861.11	49,330,138.89	49,859,100.00	
1337175336	88602TL84	THUNDER BAY FUNDING, LLC	11/08/2024	5.170	50,000,000.00	49,727,138.89	49,375,291.67	49,720,100.00	
1335715951	88602TKN2	THUNDER BAY FUNDING, LLC	10/22/2024	5.200	50,000,000.00	49,848,333.33	49,487,222.22	49,832,300.00	
1333895108	88602TK77	THUNDER BAY FUNDING, LLC	10/07/2024	5.250	50,000,000.00	49,956,250.00	49,547,916.67	49,948,958.35	
1338687929	88602TKP7	THUNDER BAY FUNDING, LLC	10/23/2024	5.180	50,000,000.00	49,841,722.22	49,503,583.33	49,825,600.00	
1311532397	89233GK70	TOYOTA MOTOR CREDIT CORPORATION	10/07/2024	5.330	50,000,000.00	49,955,583.33	49,341,152.78	49,933,150.00	
1325384021	89233GLN4	TOYOTA MOTOR CREDIT CORPORATION	11/22/2024	5.230	50,000,000.00	49,622,277.78	49,135,597.22	49,631,200.00	
1346644419	89233GN77	TOYOTA MOTOR CREDIT CORPORATION	01/07/2025	4.960	50,000,000.00	49,324,888.89	49,076,888.89	49,347,550.00	
1370619230	89233GPA8	TOYOTA MOTOR CREDIT CORPORATION	02/10/2025	4.500	50,000,000.00	49,175,000.00	49,150,000.00	49,148,650.00	
1352826211	89233GN36	TOYOTA MOTOR CREDIT CORPORATION	01/03/2025	4.920	50,000,000.00	49,357,666.66	49,166,333.33	49,371,550.00	
1310729157	89233GK47	TOYOTA MOTOR CREDIT CORPORATION	10/04/2024	5.330	50,000,000.00	49,977,791.67	49,348,555.56	49,953,200.00	
1311532398	89233GK70	TOYOTA MOTOR CREDIT CORPORATION	10/07/2024	5.330	50,000,000.00	49,955,583.33	49,341,152.78	49,933,150.00	
1346644422	89233GN77	TOYOTA MOTOR CREDIT CORPORATION	01/07/2025	4.960	50,000,000.00	49,324,888.89	49,076,888.89	49,347,550.00	
1311532406	89233GKA3	TOYOTA MOTOR CREDIT CORPORATION	10/10/2024	5.320	50,000,000.00	49,933,500.00	49,327,611.11	49,913,100.00	
1352826217	89233GN36	TOYOTA MOTOR CREDIT CORPORATION	01/03/2025	4.920	50,000,000.00	49,357,666.66	49,166,333.33	49,371,550.00	
1370619227	89233GPA8	TOYOTA MOTOR CREDIT CORPORATION	02/10/2025	4.500	50,000,000.00	49,175,000.00	49,150,000.00	49,148,650.00	
1325384031	89233GLN4	TOYOTA MOTOR CREDIT CORPORATION	11/22/2024	5.230	50,000,000.00	49,622,277.78	49,135,597.22	49,631,200.00	
1361041883	90477DK21	UNILEVER CAPITAL CORPORATION	10/02/2024	5.110	7,600,000.00	7,598,921.22	7,594,923.20	7,594,923.20	
1361041887	90477DK21	UNILEVER CAPITAL CORPORATION	10/02/2024	5.110	50,000,000.00	49,992,902.78	49,865,152.78	49,966,600.00	
CPD TOTAL						13,312,009,000.00	13,230,860,323.31	13,148,038,841.54	13,232,122,401.55
1052207560	LACCAL20230614	LAC-CAL BAN	06/30/2025	5.830	5,000,000.00	5,000,000.00	5,000,000.00	5,000,000.00	
1215324857	LACCAL20240229	LAC-CAL BAN	06/30/2026	5.830	10,000,000.00	10,000,000.00	10,000,000.00	10,000,000.00	
1318200749	LACCAL20240716	LAC-CAL BAN	06/30/2027	5.688	5,000,000.00	5,000,000.00	5,000,000.00	5,000,000.00	
LACCALBANS TOTAL						20,000,000.00	20,000,000.00	20,000,000.00	20,000,000.00
1307818801	SHRODE20240702	SHRODE AVE	09/02/2044	4.750	282,408.02	282,408.02	282,408.02	282,408.02	
LA COUNTY REFUNDING BDN TOTAL						282,408.02	282,408.02	282,408.02	282,408.02
CA MUNI BDN TOTAL						20,282,408.02	20,282,408.02	20,282,408.02	20,282,408.02
1325384026	912797HE0	UNITED STATES TREASURY	10/31/2024	5.125	50,000,000.00	49,786,458.33	49,309,548.61	49,802,027.50	
1374462680	912797MR5	UNITED STATES TREASURY	12/31/2024	4.485	50,000,000.00	49,433,145.84	49,426,916.67	49,440,109.00	
1323516967	912797KU0	UNITED STATES TREASURY	10/17/2024	5.160	50,000,000.00	49,885,333.33	49,398,000.00	49,891,112.50	
1349428637	912797HE0	UNITED STATES TREASURY	10/31/2024	4.995	50,000,000.00	49,791,875.00	49,562,937.50	49,802,027.50	
1341965115	912797LS4	UNITED STATES TREASURY	10/08/2024	5.140	50,000,000.00	49,950,027.78	49,621,638.89	49,948,550.00	
1373351817	912797LP0	UNITED STATES TREASURY	12/12/2024	4.450	50,000,000.00	49,555,000.00	49,530,277.78	49,546,650.00	
1302542909	912797LU8	UNITED STATES TREASURY	10/22/2024	5.205	50,000,000.00	49,848,187.50	49,161,416.67	49,858,113.00	
1349428622	912797KV8	UNITED STATES TREASURY	10/24/2024	5.110	50,000,000.00	49,836,763.89	49,602,555.56	49,845,710.50	
1301814291	912797LK1	UNITED STATES TREASURY	10/01/2024	5.197	50,000,000.00	50,000,000.00	49,299,848.61	49,993,854.00	
1338687923	912797KV8	UNITED STATES TREASURY	10/24/2024	5.060	50,000,000.00	49,838,361.11	49,501,027.78	49,845,710.50	
1308913277	912797GW1	UNITED STATES TREASURY	10/03/2024	5.205	50,000,000.00	49,985,541.67	49,334,916.67	49,981,046.00	
1372483904	912797LQ8	UNITED STATES TREASURY	12/19/2024	4.450	50,000,000.00	49,511,736.11	49,480,833.33	49,502,200.00	
1368969857	912797HP5	UNITED STATES TREASURY	11/29/2024	4.545	50,000,000.00	49,627,562.50	49,577,062.50	49,621,090.00	
1326308859	912797KV8	UNITED STATES TREASURY	10/24/2024	5.140	50,000,000.00	49,835,805.56	49,378,916.67	49,845,710.50	
1372483915	912797MR5	UNITED STATES TREASURY	12/31/2024	4.420	50,000,000.00	49,441,361.11	49,410,666.67	49,440,109.00	
1373351815	912796ZV4	UNITED STATES TREASURY	12/26/2024	4.477	48,353,000.00	47,835,861.98	47,811,809.05	47,840,545.24	
1348954671	912797KT3	UNITED STATES TREASURY	10/10/2024	5.140	50,000,000.00	49,935,750.00	49,693,027.78	49,936,979.50	
1346444963	912797LC9	UNITED STATES TREASURY	11/07/2024	5.000	50,000,000.00	49,743,055.55	49,458,333.33	49,759,062.00	
1301814289	912797LK1	UNITED STATES TREASURY	10/01/2024	5.195	50,000,000.00	50,000,000.00	49,307,333.33	49,993,854.00	
1349428624	912797HE0	UNITED STATES TREASURY	10/31/2024	5.000	50,000,000.00	49,791,666.67	49,562,500.00	49,802,027.50	
1373351802	912797LR6	UNITED STATES TREASURY	01/02/2025	4.400	50,000,000.00	49,431,666.66	49,407,222.22	49,420,650.00	
1311532399	912797GW1	UNITED STATES TREASURY	10/03/2024	5.200	50,000,000.00	49,985,555.56	49,378,888.89	49,981,046.00	
1349195859	912797LU9	UNITED STATES TREASURY	10/22/2024	5.115	50,000,000.00	49,850,812.50	49,602,166.67	49,858,113.00	
1326308861	912797LT2	UNITED STATES TREASURY	10/15/2024	5.145	50,000,000.00	49,899,958.33	49,442,625.00	49,903,711.50	
1365817678	912797LE5	UNITED STATES TREASURY	11/21/2024	4.745	50,000,000.00	49,663,895.83	49,578,222.22	49,675,216.50	
1356282328	912797LD7	UNITED STATES TREASURY	11/14/2024	4.930	50,000,000.00	49,698,722.22	49,527,541.67	49,713,770.00	
1365008889	912797MD6	UNITED STATES TREASURY	11/26/2024	4.715	50,000,000.00	49,633,277.78	49,541,597.22	49,639,779.50	
1373351800	912796ZV4	UNITED STATES TREASURY	12/26/2024	4.470	50,000,000.00	49,466,083.33	49,441,250.00	49,470,090.00	
1345838151	912797GW1	UNITED STATES TREASURY	10/03/2024	5.170	16,360,000.00	16,355,301.04	16,263,671.41	16,353,798.25	
1315899653	912797KT3	UNITED STATES TREASURY	10/10/2024	5.180	50,000,000.00	49,935,250.00	49,374,083.33	49,936,979.50	
1309806892	912797GW1	UNITED STATES TREASURY	10/03/2024	5.210	50,000,000.00	49,985,527.78	49,348,750.00	49,981,046.00	
1349428626	912797KV8	UNITED STATES TREASURY	10/24/2024	5.110	50,000,000.00	49,836,763.89	49,602,555.56	49,845,710.50	
1308913286	912797GW1	UNITED STATES TREASURY	10/03/2024	5.205	50,000,000.00	49,985,541.67	49,334,916.67	49,981,046.00	
1319827949	912797LS4	UNITED STATES TREASURY	10/08/2024	5.193	50,000,000.00	49,949,512.50	49,408,575.00	49,948,550.00	
1301814293	912797LK1	UNITED STATES TREASURY	10/01/2024	5.195	50,000,000.00	50,000,000.00	49,307,333.33	49,993,854.00	
1365008891	912797MB0	UNITED STATES TREASURY	11/12/2024	4.800	40,293,000.00	40,067,359.20	39,992,145.60	40,072,559.82	
1355440949	912797LC9	UNITED STATES TREASURY	11/07/2024	4.965	50,000,000.00	49,744,854.17	49,565,562.50	49,759,062.00	
1367505065	912797LQ8	UNITED STATES TREASURY	12/19/2024	4.550	50,000,000.00	49,500,763.89	49,431,250.00	49,502,200.00	
1341965111	912797LS4	UNITED STATES TREASURY	10/08/2024	5.140	50,000,000.00	49,950,027.78	49,621,638.89	49,948,550.00	
1335695553	912797LK1	UNITED STATES TREASURY	10/01/2024	5.190	50,000,000.00	50,000,000.00	49,610,750.00	49,993,854.00	
1359284203	912797MB0	UNITED STATES TREASURY	11/12/2024	4.885	50,000,000.00	49,715,041.67	49,579,347.22	49,726,453.50	
1360035869	912797MC8	UNITED STATES TREASURY	11/19/2024	4.860	50,000,000.00	49,669,250.00	49,541,000.00	49,685,360.50	
1301814285	912797LK1	UNITED STATES TREASURY	10/01/2024	5.195	50,000,000.00	50,000,000.00	49,307,333.33	49,993,854.00	
1373351810	912796ZV4	UNITED STATES TREASURY	12/26/2024	4.477	50,000,000.00	49,465,247.22	49,440,375.00	49,470,090.00	
1319036784	912797LS4	UNITED STATES TREASURY	10/08/2024	5.186	50,000,000.00	49,949,580.56	49,402,169.44	49,948,550.00	
1374462686	912797MX2	UNITED STATES TREASURY	01/14/2025	4.416	50,000,000.00	49,356,000.00	49,349,866.67	49,363,111.00	
1323516973	912797KV8	UNITED STATES TREASURY	10/24/2024	5.155	50,000,000.00	49,835,326.39	49,348,465.28	49,845,710.50	
1373351797	912797LR6	UNITED STATES TREASURY	01/02/2025	4.400	50,000,000.00	49,431,666.66	49,407,222.22	49,420,650.00	
1346644421	912797LT2	UNITED STATES TREASURY	10/15/2024	5.111	50,000,000.00	49,900,619.44	49,645,069.44	49,903,711.50	
1330155241	912797LK1	UNITED STATES TREASURY	10/01/2024	5.180	24,885,000.00	24,885,000.00	24,666,578.83	24,881,941.14	

LOS ANGELES COUNTY TREASURER
 TREASURER PORTFOLIO COMPARED TO MARKET VALUE
 FOR THE PERIOD: SEPTEMBER 1, 2024 TO SEPTEMBER 30, 2024
 FUND: POOLED SURPLUS INVESTMENTS
 ATTACHMENT X

Security ID	CUSIP	Description	Final Maturity	Face Rate	PAR	Amortized Cost	Historical Cost	Market Value
1355440950	912797MA2	UNITED STATES TREASURY	11/05/2024	4.990	24,971,000.00	24,849,855.97	24,759,863.26	24,857,167.70
1323516962	912797KU0	UNITED STATES TREASURY	10/17/2024	5.160	50,000,000.00	49,885,333.33	49,398,000.00	49,891,112.50
1345838155	912797GW1	UNITED STATES TREASURY	10/03/2024	5.170	50,000,000.00	49,985,638.89	49,705,597.22	49,981,046.00
1349428618	912797HE0	UNITED STATES TREASURY	10/31/2024	4.995	50,000,000.00	49,791,875.00	49,562,937.50	49,802,027.50
1355440952	912797MB0	UNITED STATES TREASURY	11/12/2024	4.950	50,000,000.00	49,711,250.00	49,532,500.00	49,726,453.50
1301814296	912797LU9	UNITED STATES TREASURY	10/22/2024	5.205	50,000,000.00	49,848,187.50	49,146,958.33	49,858,113.00
1373351795	912797LR6	UNITED STATES TREASURY	01/02/2025	4.400	50,000,000.00	49,431,666.66	49,407,222.22	49,420,650.00
1298306482	912797LS4	UNITED STATES TREASURY	10/08/2024	5.184	50,000,000.00	49,949,600.00	49,215,200.00	49,948,550.00
1365817671	912797LD7	UNITED STATES TREASURY	11/14/2024	4.740	50,000,000.00	49,710,333.33	49,624,750.00	49,713,770.00
1372483906	912797LQ8	UNITED STATES TREASURY	12/19/2024	4.476	46,231,000.00	45,776,903.71	45,748,163.44	45,770,724.16
1335695557	912797LK1	UNITED STATES TREASURY	10/01/2024	5.190	50,000,000.00	50,000,000.00	49,610,750.00	49,993,854.00
1365008896	912797HP5	UNITED STATES TREASURY	11/29/2024	4.713	50,000,000.00	49,613,795.84	49,522,154.17	49,621,090.00
1345838157	912797MA2	UNITED STATES TREASURY	11/05/2024	5.010	50,000,000.00	49,756,458.33	49,485,083.33	49,772,071.00
1348954673	912797KV8	UNITED STATES TREASURY	10/24/2024	5.070	50,000,000.00	49,838,041.67	49,598,625.00	49,845,710.50
1342936891	912797LC9	UNITED STATES TREASURY	11/07/2024	5.070	50,000,000.00	49,739,458.33	49,436,666.67	49,759,062.00
1322729661	912797LK1	UNITED STATES TREASURY	10/01/2024	5.175	50,000,000.00	50,000,000.00	49,504,062.50	49,993,854.00
1318202531	912797GW1	UNITED STATES TREASURY	10/03/2024	5.189	50,000,000.00	49,985,584.72	49,430,596.53	49,981,046.00
1372483893	912797MR5	UNITED STATES TREASURY	12/31/2024	4.420	50,000,000.00	49,441,361.11	49,410,666.67	49,440,109.00
1374462682	912797MW4	UNITED STATES TREASURY	01/07/2025	4.422	50,000,000.00	49,398,116.67	49,391,975.00	49,401,667.00
1370619226	912797MY0	UNITED STATES TREASURY	01/21/2025	4.430	50,000,000.00	49,310,888.89	49,280,125.00	49,303,750.00
1373351819	912797LP0	UNITED STATES TREASURY	12/12/2024	4.450	50,000,000.00	49,555,000.00	49,530,277.78	49,546,650.00
1348954660	912797KT3	UNITED STATES TREASURY	10/10/2024	5.140	22,616,000.00	22,586,938.44	22,477,150.32	22,587,494.57
1350181296	912797MA2	UNITED STATES TREASURY	11/05/2024	4.995	50,000,000.00	49,757,187.50	49,535,187.50	49,772,071.00
1296179567	912797LT2	UNITED STATES TREASURY	10/15/2024	5.200	50,000,000.00	49,898,888.89	49,155,000.00	49,903,711.50
1374462684	912797MR5	UNITED STATES TREASURY	12/31/2024	4.485	50,000,000.00	49,433,145.84	49,426,916.67	49,440,109.00
1349428635	912797HE0	UNITED STATES TREASURY	10/31/2024	4.995	20,000,000.00	19,916,750.00	19,825,175.00	19,920,811.00
1365817682	912797LE5	UNITED STATES TREASURY	11/21/2024	4.745	50,000,000.00	49,663,895.83	49,578,222.22	49,675,216.50
1368969841	912797HP5	UNITED STATES TREASURY	11/29/2024	4.545	50,000,000.00	49,627,562.50	49,577,062.50	49,621,090.00
1301814292	912797LK1	UNITED STATES TREASURY	10/01/2024	5.197	50,000,000.00	50,000,000.00	49,299,848.61	49,993,854.00
1372483903	912797LX3	UNITED STATES TREASURY	01/09/2025	4.420	50,000,000.00	49,386,111.11	49,355,416.67	49,391,643.50
1373351818	912797MR5	UNITED STATES TREASURY	12/31/2024	4.480	50,000,000.00	49,433,777.78	49,408,888.89	49,440,109.00
1325384025	912797HE0	UNITED STATES TREASURY	10/31/2024	5.125	50,000,000.00	49,786,458.33	49,309,548.61	49,802,027.50
1326308856	912797LT2	UNITED STATES TREASURY	10/15/2024	5.145	50,000,000.00	49,899,958.33	49,442,625.00	49,903,711.50
1361041878	912797MA2	UNITED STATES TREASURY	11/05/2024	4.915	28,400,000.00	28,264,291.39	28,194,498.39	28,270,536.33
1350181299	912797MA2	UNITED STATES TREASURY	11/05/2024	4.995	50,000,000.00	49,757,187.50	49,535,187.50	49,772,071.00
1372483901	912797MR5	UNITED STATES TREASURY	12/31/2024	4.420	50,000,000.00	49,441,361.11	49,410,666.67	49,440,109.00
1365817673	912797LE5	UNITED STATES TREASURY	11/21/2024	4.745	50,000,000.00	49,663,895.83	49,578,222.22	49,675,216.50
1356282329	912797LD7	UNITED STATES TREASURY	11/14/2024	4.930	50,000,000.00	49,698,722.22	49,527,541.67	49,713,770.00
1319827952	912797LS4	UNITED STATES TREASURY	10/08/2024	5.193	50,000,000.00	49,949,512.50	49,408,575.00	49,948,550.00
1368969871	912797MP9	UNITED STATES TREASURY	12/17/2024	4.500	50,000,000.00	49,518,750.00	49,475,000.00	49,527,471.00
1367505062	912797LQ8	UNITED STATES TREASURY	12/19/2024	4.550	50,000,000.00	49,500,763.89	49,431,250.00	49,502,200.00
1372483916	912797LX3	UNITED STATES TREASURY	01/09/2025	4.420	50,000,000.00	49,386,111.11	49,355,416.67	49,391,643.50
1302542936	912797LU9	UNITED STATES TREASURY	10/22/2024	5.205	50,000,000.00	49,848,187.50	49,161,416.67	49,858,113.00
1323516968	912797KV8	UNITED STATES TREASURY	10/24/2024	5.155	50,000,000.00	49,835,326.39	49,348,465.28	49,845,710.50
1344644962	912797LC9	UNITED STATES TREASURY	11/07/2024	5.000	50,000,000.00	49,743,055.55	49,458,333.33	49,759,062.00
1366639780	912797LQ8	UNITED STATES TREASURY	12/19/2024	4.600	50,000,000.00	49,495,277.78	49,418,611.11	49,502,200.00
1338687928	912797LT2	UNITED STATES TREASURY	10/15/2024	5.075	50,000,000.00	49,901,319.44	49,562,986.11	49,903,711.50
1373351799	912796ZV4	UNITED STATES TREASURY	12/26/2024	4.470	50,000,000.00	49,466,083.33	49,441,250.00	49,470,090.00
1348954666	912797KV8	UNITED STATES TREASURY	10/24/2024	5.070	50,000,000.00	49,838,041.67	49,598,625.00	49,845,710.50
1349428627	912797HE0	UNITED STATES TREASURY	10/31/2024	5.000	50,000,000.00	49,791,666.67	49,562,500.00	49,802,027.50
1374462690	912797MW4	UNITED STATES TREASURY	01/07/2025	4.422	50,000,000.00	49,398,116.67	49,391,975.00	49,401,667.00
1349195860	912797LU9	UNITED STATES TREASURY	10/22/2024	5.115	50,000,000.00	49,850,812.50	49,602,166.67	49,858,113.00
1354631079	912797MB0	UNITED STATES TREASURY	11/12/2024	4.970	50,000,000.00	49,710,083.33	49,523,708.33	49,726,453.50
1360035873	912797MC8	UNITED STATES TREASURY	11/19/2024	4.860	50,000,000.00	49,669,250.00	49,541,000.00	49,685,360.50
1301814281	912797LU9	UNITED STATES TREASURY	10/22/2024	5.205	50,000,000.00	49,848,187.50	49,146,958.33	49,858,113.00
1310729159	912797GW1	UNITED STATES TREASURY	10/03/2024	5.210	50,000,000.00	49,985,527.78	49,370,458.33	49,981,046.00
1362911308	912797MD6	UNITED STATES TREASURY	11/26/2024	4.750	50,000,000.00	49,630,555.55	49,531,597.22	49,639,779.50
1372483914	912797MR5	UNITED STATES TREASURY	12/31/2024	4.420	50,000,000.00	49,441,361.11	49,410,666.67	49,440,109.00
1332846615	912797LK1	UNITED STATES TREASURY	10/01/2024	5.180	27,225,000.00	27,225,000.00	27,001,709.63	27,221,653.50
1373351814	912797MR5	UNITED STATES TREASURY	12/31/2024	4.480	50,000,000.00	49,433,777.78	49,408,888.89	49,440,109.00
1302542934	912797LT2	UNITED STATES TREASURY	10/15/2024	5.195	50,000,000.00	49,898,986.11	49,206,319.44	49,903,711.50
1368969886	912797MP9	UNITED STATES TREASURY	12/17/2024	4.500	50,000,000.00	49,518,750.00	49,475,000.00	49,527,471.00
1368969832	912797LP0	UNITED STATES TREASURY	12/12/2024	4.510	36,527,000.00	36,197,526.46	36,160,918.29	36,195,809.69
1374462692	912797MX2	UNITED STATES TREASURY	01/14/2025	4.416	50,000,000.00	49,356,000.00	49,349,866.67	49,363,111.00
1338687926	912797LT2	UNITED STATES TREASURY	10/15/2024	5.075	50,000,000.00	49,901,319.44	49,562,986.11	49,903,711.50
1320364352	912797KU0	UNITED STATES TREASURY	10/17/2024	5.170	50,000,000.00	49,885,111.11	49,353,750.00	49,891,112.50
1346644423	912797LT2	UNITED STATES TREASURY	10/15/2024	5.111	2,915,000.00	2,909,206.11	2,894,307.55	2,909,386.38
1315899654	912797KT3	UNITED STATES TREASURY	10/10/2024	5.180	50,000,000.00	49,935,250.00	49,374,083.33	49,936,979.50
1365008890	912797HP5	UNITED STATES TREASURY	11/29/2024	4.713	50,000,000.00	49,613,795.84	49,522,154.17	49,621,090.00
1365817675	912797LF2	UNITED STATES TREASURY	12/05/2024	4.730	50,000,000.00	49,572,986.11	49,487,583.33	49,596,830.50
1309806852	912797GW1	UNITED STATES TREASURY	10/03/2024	5.210	49,856,000.00	49,841,569.46	49,206,625.00	49,837,100.59
1355440951	912797LC9	UNITED STATES TREASURY	11/07/2024	4.965	50,000,000.00	49,744,854.17	49,565,562.50	49,759,062.00
1314590394	912797KT3	UNITED STATES TREASURY	10/10/2024	5.195	50,000,000.00	49,935,062.50	49,350,625.00	49,936,979.50
1365817681	912797LD7	UNITED STATES TREASURY	11/14/2024	4.740	50,000,000.00	49,710,333.33	49,624,750.00	49,713,770.00
1373351796	912797LR6	UNITED STATES TREASURY	01/02/2025	4.400	50,000,000.00	49,431,666.66	49,407,222.22	49,420,650.00
1374462702	912797MR5	UNITED STATES TREASURY	12/31/2024	4.485	50,000,000.00	49,433,145.84	49,426,916.67	49,440,109.00
1365008899	912797MD6	UNITED STATES TREASURY	11/26/2024	4.715	50,000,000.00	49,633,277.78	49,541,597.22	49,639,779.50
1349428632	912797HE0	UNITED STATES TREASURY	10/31/2024	4.995	50,000,000.00	49,791,875.00	49,562,937.50	49,802,027.50
1366639768	912797LQ8	UNITED STATES TREASURY	12/19/2024	4.600	50,000,000.00	49,495,277.78	49,418,611.11	49,502,200.00
1355440953	912797MB0	UNITED STATES TREASURY	11/12/2024	4.950	50,000,000.00	49,711,250.00	49,532,500.00	49,726,453.50
1354631077	912797MB0	UNITED STATES TREASURY	11/12/2024	4.970	50,000,000.00	49,710,083.33	49,523,708.33	49,726,453.50
1296179577	912797LT2	UNITED STATES TREASURY	10/15/2024	5.200	50,000,000.00	49,898,888.89	49,155,000.00	49,903,711.50
1320364354	912797KU0	UNITED STATES TREASURY	10/17/2024	5.170	50,000,000.00	49,885,111.11	49,353,750.00	49,891,112.50

LOS ANGELES COUNTY TREASURER
 TREASURER PORTFOLIO COMPARED TO MARKET VALUE
 FOR THE PERIOD: SEPTEMBER 1, 2024 TO SEPTEMBER 30, 2024
 FUND: POOLED SURPLUS INVESTMENTS
 ATTACHMENT X

Security ID	CUSIP	Description	Final Maturity	Face Rate	PAR	Amortized Cost	Historical Cost	Market Value
1365817679	912797LE5	UNITED STATES TREASURY	11/21/2024	4.745	50,000,000.00	49,663,895.83	49,578,222.22	49,675,216.50
1362911303	912797MD6	UNITED STATES TREASURY	11/26/2024	4.750	50,000,000.00	49,630,555.55	49,531,597.22	49,639,779.50
1345838156	912797MA2	UNITED STATES TREASURY	11/05/2024	5.010	50,000,000.00	49,756,458.33	49,485,083.33	49,772,071.00
1359284204	912797MB0	UNITED STATES TREASURY	11/12/2024	4.885	41,833,000.00	41,594,586.76	41,481,056.65	41,604,134.59
1374462698	912797MR5	UNITED STATES TREASURY	12/31/2024	4.485	50,000,000.00	49,433,145.84	49,426,916.67	49,440,109.00
1330155244	912797LK1	UNITED STATES TREASURY	10/01/2024	5.180	50,000,000.00	50,000,000.00	49,561,138.89	49,993,854.00
1352826213	912797MA2	UNITED STATES TREASURY	11/05/2024	5.010	40,352,000.00	40,155,452.13	39,998,213.84	40,168,052.18
1370619225	912797MY0	UNITED STATES TREASURY	01/21/2025	4.430	50,000,000.00	49,310,888.89	49,280,125.00	49,303,750.00
1372483907	912797LQ8	UNITED STATES TREASURY	12/19/2024	4.450	50,000,000.00	49,511,736.11	49,480,833.33	49,502,200.00
1348954674	912797KU0	UNITED STATES TREASURY	10/17/2024	5.085	50,000,000.00	49,887,000.00	49,646,875.00	49,891,112.50
1368969823	912797LP0	UNITED STATES TREASURY	12/12/2024	4.510	50,000,000.00	49,549,000.00	49,498,888.89	49,546,650.00
1342936890	912797LC9	UNITED STATES TREASURY	11/07/2024	5.070	50,000,000.00	49,739,458.33	49,436,666.67	49,759,062.00
1311532402	912797GW1	UNITED STATES TREASURY	10/03/2024	5.200	30,533,000.00	30,524,179.36	30,153,712.29	30,521,425.55
1301814286	912797LK1	UNITED STATES TREASURY	10/01/2024	5.195	50,000,000.00	50,000,000.00	49,307,333.33	49,993,854.00
1365817683	912797LF2	UNITED STATES TREASURY	12/05/2024	4.730	50,000,000.00	49,572,986.11	49,487,583.33	49,596,830.50
1298306483	912797LS4	UNITED STATES TREASURY	10/08/2024	5.184	50,000,000.00	49,949,600.00	49,215,200.00	49,948,550.00
1326308855	912797KV8	UNITED STATES TREASURY	10/24/2024	5.140	50,000,000.00	49,835,805.56	49,378,916.67	49,845,710.50
1302542925	912797LT2	UNITED STATES TREASURY	10/15/2024	5.195	50,000,000.00	49,898,986.11	49,206,319.44	49,903,711.50
1348954661	912797KU0	UNITED STATES TREASURY	10/17/2024	5.085	50,000,000.00	49,887,000.00	49,646,875.00	49,891,112.50
1318202532	912797GW1	UNITED STATES TREASURY	10/03/2024	5.189	17,558,000.00	17,552,937.93	17,358,048.28	17,551,344.11
US T-BILL GOVERNMENT TOTAL					7,318,908,000.00	7,279,509,350.52	7,239,205,013.40	7,280,173,582.79
821809591	91282CDH1	UNITED STATES TREASURY	11/15/2024	0.750	50,000,000.00	49,988,284.27	49,717,000.00	49,755,859.50
821809322	91282CAY7	UNITED STATES TREASURY	11/30/2027	0.625	50,000,000.00	49,971,512.44	49,937,500.00	45,607,422.00
821809135	91282CAY7	UNITED STATES TREASURY	11/30/2027	0.625	50,000,000.00	49,978,785.04	49,953,125.00	45,607,422.00
821809634	91282CBT7	UNITED STATES TREASURY	03/31/2026	0.750	50,000,000.00	49,929,761.41	49,766,000.00	47,824,219.00
821809139	91282CAY7	UNITED STATES TREASURY	11/30/2027	0.625	50,000,000.00	49,922,211.73	49,828,125.00	45,607,422.00
821808956	91282CCF6	UNITED STATES TREASURY	05/31/2026	0.750	50,000,000.00	49,906,577.24	49,722,656.00	47,623,047.00
821809318	91282CAY7	UNITED STATES TREASURY	11/30/2027	0.625	50,000,000.00	49,971,668.95	49,937,500.00	45,607,422.00
821809866	91282CBT7	UNITED STATES TREASURY	03/31/2026	0.750	50,000,000.00	49,895,120.01	49,650,400.00	47,824,219.00
821809333	91282CBT7	UNITED STATES TREASURY	03/31/2026	0.750	50,000,000.00	49,895,120.01	49,650,400.00	47,824,219.00
821809152	91282CAY7	UNITED STATES TREASURY	11/30/2027	0.625	50,000,000.00	49,961,060.11	49,914,062.50	45,607,422.00
821809628	91282CBT7	UNITED STATES TREASURY	03/31/2026	0.750	50,000,000.00	49,929,761.41	49,766,000.00	47,824,219.00
821810710	91282CAV3	UNITED STATES TREASURY	11/15/2030	0.875	50,000,000.00	50,000,000.00	50,000,000.00	42,535,156.50
821809320	91282CAY7	UNITED STATES TREASURY	11/30/2027	0.625	50,000,000.00	49,971,668.95	49,937,500.00	45,607,422.00
821809208	91282CCF6	UNITED STATES TREASURY	05/31/2026	0.750	50,000,000.00	49,906,577.24	49,722,656.00	47,623,047.00
821809615	91282CCF6	UNITED STATES TREASURY	05/31/2026	0.750	50,000,000.00	49,906,577.24	49,722,656.00	47,623,047.00
821809137	91282CAY7	UNITED STATES TREASURY	11/30/2027	0.625	50,000,000.00	49,978,785.04	49,953,125.00	45,607,422.00
821809314	91282CAY7	UNITED STATES TREASURY	11/30/2027	0.625	50,000,000.00	49,961,060.11	49,914,062.50	45,607,422.00
821809570	91282CBT7	UNITED STATES TREASURY	03/31/2026	0.750	50,000,000.00	49,900,385.01	49,667,950.00	47,824,219.00
821809316	91282CAY7	UNITED STATES TREASURY	11/30/2027	0.625	50,000,000.00	49,961,060.11	49,914,062.50	45,607,422.00
821809609	91282CBW0	UNITED STATES TREASURY	04/30/2026	0.750	50,000,000.00	49,953,754.16	49,855,000.00	47,730,469.00
821809226	91282CCF6	UNITED STATES TREASURY	05/31/2026	0.750	50,000,000.00	49,906,577.24	49,722,656.00	47,623,047.00
821809146	91282CAY7	UNITED STATES TREASURY	11/30/2027	0.625	50,000,000.00	49,922,211.73	49,828,125.00	45,607,422.00
821809663	91282CBT7	UNITED STATES TREASURY	03/31/2026	0.750	50,000,000.00	49,900,385.01	49,667,950.00	47,824,219.00
821809622	91282CCF6	UNITED STATES TREASURY	05/31/2026	0.750	50,000,000.00	49,906,577.24	49,722,656.00	47,623,047.00
821809144	91282CAY7	UNITED STATES TREASURY	11/30/2027	0.625	50,000,000.00	49,922,211.73	49,828,125.00	45,607,422.00
821810741	91282CCV1	UNITED STATES TREASURY	08/31/2028	1.125	50,000,000.00	49,708,444.54	49,484,375.00	45,537,109.50
821809278	91282CBT7	UNITED STATES TREASURY	03/31/2026	0.750	50,000,000.00	49,895,120.01	49,650,400.00	47,824,219.00
821809590	91282CDH1	UNITED STATES TREASURY	11/15/2024	0.750	50,000,000.00	49,988,284.27	49,717,000.00	49,755,859.50
821809134	91282CAY7	UNITED STATES TREASURY	11/30/2027	0.625	50,000,000.00	49,978,785.04	49,953,125.00	45,607,422.00
821809560	91282CBT7	UNITED STATES TREASURY	03/31/2026	0.750	50,000,000.00	49,929,761.41	49,766,000.00	47,824,219.00
821810737	91282CAV3	UNITED STATES TREASURY	11/15/2030	0.875	50,000,000.00	49,348,881.49	48,953,143.50	42,535,156.50
821809153	91282CAY7	UNITED STATES TREASURY	11/30/2027	0.625	50,000,000.00	49,961,060.11	49,914,062.50	45,607,422.00
821809276	91282CBT7	UNITED STATES TREASURY	03/31/2026	0.750	50,000,000.00	49,895,120.01	49,650,400.00	47,824,219.00
821809586	91282CDH1	UNITED STATES TREASURY	11/15/2024	0.750	50,000,000.00	49,988,284.27	49,717,000.00	49,755,859.50
821809629	91282CBT7	UNITED STATES TREASURY	03/31/2026	0.750	50,000,000.00	49,929,761.41	49,766,000.00	47,824,219.00
821809328	91282CBT7	UNITED STATES TREASURY	03/31/2026	0.750	50,000,000.00	49,895,120.01	49,650,400.00	47,824,219.00
821809556	91282CBT7	UNITED STATES TREASURY	03/31/2026	0.750	50,000,000.00	49,929,761.41	49,766,000.00	47,824,219.00
821810678	91282CCV1	UNITED STATES TREASURY	08/31/2028	1.125	50,000,000.00	49,636,421.51	49,357,000.00	45,537,109.50
821809330	91282CBT7	UNITED STATES TREASURY	03/31/2026	0.750	50,000,000.00	49,895,120.01	49,650,400.00	47,824,219.00
821809528	91282CAV3	UNITED STATES TREASURY	11/15/2030	0.875	50,000,000.00	50,000,000.00	50,000,000.00	42,535,156.50
821809147	91282CAY7	UNITED STATES TREASURY	11/30/2027	0.625	50,000,000.00	49,922,211.73	49,828,125.00	45,607,422.00
821809324	91282CAY7	UNITED STATES TREASURY	11/30/2027	0.625	50,000,000.00	49,971,512.44	49,937,500.00	45,607,422.00
821809132	91282CAY7	UNITED STATES TREASURY	11/30/2027	0.625	50,000,000.00	49,978,785.04	49,953,125.00	45,607,422.00
821809666	91282CBT7	UNITED STATES TREASURY	03/31/2026	0.750	50,000,000.00	49,900,385.01	49,667,950.00	47,824,219.00
821809638	91282CBW0	UNITED STATES TREASURY	04/30/2026	0.750	50,000,000.00	49,953,754.16	49,855,000.00	47,730,469.00
821809873	91282CBT7	UNITED STATES TREASURY	03/31/2026	0.750	50,000,000.00	49,900,385.01	49,667,950.00	47,824,219.00
821809326	91282CAY7	UNITED STATES TREASURY	11/30/2027	0.625	50,000,000.00	49,942,867.03	49,875,000.00	45,607,422.00
821809524	91282CDH1	UNITED STATES TREASURY	11/15/2024	0.750	50,000,000.00	49,988,284.27	49,717,000.00	49,755,859.50
US T-NOTE GOVERNMENT TOTAL					2,400,000,000.00	2,395,985,803.60	2,388,796,248.50	2,243,968,758.50
UST GOVERNMENT TOTAL					9,718,908,000.00	9,675,495,154.12	9,628,001,261.90	9,524,142,341.29
GRAND TOTAL					53,438,926,852.46	53,269,514,786.03	53,109,509,419.94	51,657,273,761.76

LOS ANGELES COUNTY TREASURER
TREASURER PORTFOLIO COMPARED TO MARKET VALUE
FOR THE PERIOD: SEPTEMBER 1, 2024 TO SEPTEMBER 30, 2024
FUND: SPECIFIC PURPOSE INVESTMENTS
ATTACHMENT X

Security ID	CUSIP	Description	Final Maturity	Face Rate	PAR	Amortized Cost	Historical Cost	Market Value
<u>AVCCD-ANTELOPE VALLEY CCD</u>								
821801195	3130AJTQ2	FEDERAL HOME LOAN BANKS	07/27/2040	2.030	25,230,000.00	25,230,000.00	25,230,000.00	17,908,506.30
FHLB TOTAL					25,230,000.00	25,230,000.00	25,230,000.00	17,908,506.30
AVCCD TOTAL					25,230,000.00	25,230,000.00	25,230,000.00	17,908,506.30
<u>EL SEGUNDO UNIFIED SCHOOL DIST.</u>								
821801197	3133EH4Z3	FEDERAL FARM CREDIT BANKS FUNDING CORP	12/27/2039	3.250	9,000,000.00	9,000,000.00	9,000,000.00	7,902,990.00
821801199	3133EH5A7	FEDERAL FARM CREDIT BANKS FUNDING CORP	12/26/2041	3.270	7,000,000.00	7,000,000.00	7,000,000.00	5,947,480.00
FFCB TOTAL					16,000,000.00	16,000,000.00	16,000,000.00	13,850,470.00
ESUSD TOTAL					16,000,000.00	16,000,000.00	16,000,000.00	13,850,470.00
<u>FIRSTSLA</u>								
932316984	3130ATS81	FEDERAL HOME LOAN BANKS	11/03/2025	5.200	50,000,000.00	50,000,000.00	50,000,000.00	50,013,000.00
932316983	3130ATS81	FEDERAL HOME LOAN BANKS	11/03/2025	5.200	34,000,000.00	34,000,000.00	34,000,000.00	34,008,840.00
FHLB TOTAL					84,000,000.00	84,000,000.00	84,000,000.00	84,021,840.00
941898663	3134GX6S8	FEDERAL HOME LOAN MORTGAGE CORP	11/14/2025	5.210	50,000,000.00	50,000,000.00	50,000,000.00	50,037,500.00
FHLMC TOTAL					50,000,000.00	50,000,000.00	50,000,000.00	50,037,500.00
FIRSTSLA TOTAL					134,000,000.00	134,000,000.00	134,000,000.00	134,059,340.00
<u>GF - GENERAL FUND</u>								
821801187	35272RPVLAC	RPV TAX ALLOCATION BOND 1997	12/02/2027	5.000	2,060,000.00	2,060,000.00	2,060,000.00	2,060,000.00
LONG TERM BDS TOTAL					2,060,000.00	2,060,000.00	2,060,000.00	2,060,000.00
GF TOTAL					2,060,000.00	2,060,000.00	2,060,000.00	2,060,000.00
<u>PHHPA-PH HABITAT PRESERVATION AU</u>								
821801198	3133EMW65	FEDERAL FARM CREDIT BANKS FUNDING CORP	07/29/2041	2.500	22,675,000.00	22,675,000.00	22,675,000.00	16,838,001.50
FFCB TOTAL					22,675,000.00	22,675,000.00	22,675,000.00	16,838,001.50
821801196	3134GWS09	FEDERAL HOME LOAN MORTGAGE CORP	08/27/2043	2.000	9,500,000.00	9,500,000.00	9,500,000.00	6,273,515.00
FHLMC TOTAL					9,500,000.00	9,500,000.00	9,500,000.00	6,273,515.00
1265565669	912797LC9	UNITED STATES TREASURY	11/07/2024	5.140	4,100,000.00	4,078,340.61	3,993,459.22	4,080,243.08
UST BILL TOTAL					4,100,000.00	4,078,340.61	3,993,459.22	4,080,243.08
PHHPA TOTAL					36,275,000.00	36,253,340.61	36,168,459.22	27,191,759.58
<u>SCP61 - SCAQMD - GENERAL FUND</u>								
951495021	3133EN3M0	FEDERAL FARM CREDIT BANKS FUNDING CORP	12/05/2024	4.625	10,000,000.00	10,001,618.33	10,018,200.00	9,994,700.00
FFCB TOTAL					10,000,000.00	10,001,618.33	10,018,200.00	9,994,700.00
1302540523	912796ZV4	UNITED STATES TREASURY	12/26/2024	5.120	20,000,000.00	19,755,377.78	19,482,311.11	19,788,036.00
1221234606	912797HP5	UNITED STATES TREASURY	11/29/2024	4.800	10,000,000.00	9,921,333.33	9,645,333.33	9,924,218.00
1163559893	912797HP5	UNITED STATES TREASURY	11/29/2024	4.660	10,000,000.00	9,923,627.78	9,554,711.11	9,924,218.00
1368966564	912797KJ5	UNITED STATES TREASURY	03/20/2025	4.270	30,000,000.00	29,395,083.34	29,377,291.67	29,410,035.90
UST BILL TOTAL					70,000,000.00	68,995,422.23	68,059,647.22	69,046,507.90
SCP61 - SCAQMD GENERAL FUND TOTAL					80,000,000.00	78,997,040.56	78,077,847.22	79,041,207.90
<u>SCP66 - SCAQMD CMP AB SPE REV FD</u>								
1302540522	912796ZV4	UNITED STATES TREASURY	12/26/2024	5.120	10,000,000.00	9,877,688.89	9,741,155.56	9,894,018.00
1368966563	912797KJ5	UNITED STATES TREASURY	03/20/2025	4.270	20,000,000.00	19,596,722.22	19,584,861.11	19,606,690.60
1163559883	912797HP5	UNITED STATES TREASURY	11/29/2024	4.660	10,000,000.00	9,923,627.78	9,554,711.11	9,924,218.00
UST BILL TOTAL					40,000,000.00	39,398,038.89	38,880,727.78	39,424,926.60
SCP66 - SCAQMD CMP AB SPE REV FD TOTAL					40,000,000.00	39,398,038.89	38,880,727.78	39,424,926.60
<u>SCP6G - SCAQMD - INVESTMENT</u>								
1368966561	912797KJ5	UNITED STATES TREASURY	03/20/2025	4.270	10,000,000.00	9,798,361.12	9,792,430.56	9,803,345.30
1221234607	912797HP5	UNITED STATES TREASURY	11/29/2024	4.800	10,000,000.00	9,921,333.33	9,645,333.33	9,924,218.00
UST BILL TOTAL					20,000,000.00	19,719,694.45	19,437,763.89	19,727,563.30
SCP6G - SCAQMD INVESTMENT TOTAL					20,000,000.00	19,719,694.45	19,437,763.89	19,727,563.30
<u>SCP6H - SCAQMD - FD 07 DEBT SERVICE FUND</u>								
1369855852	912797KJ5	UNITED STATES TREASURY	03/20/2025	4.270	5,000,000.00	4,899,180.56	4,896,215.28	4,901,672.65
UST BILL TOTAL					5,000,000.00	4,899,180.56	4,896,215.28	4,901,672.65
SCP6H - SCAQMD - FD 07 DEBT SERVICE FUND					5,000,000.00	4,899,180.56	4,896,215.28	4,901,672.65

LOS ANGELES COUNTY TREASURER
TREASURER PORTFOLIO COMPARED TO MARKET VALUE
FOR THE PERIOD: SEPTEMBER 1, 2024 TO SEPTEMBER 30, 2024
FUND: SPECIFIC PURPOSE INVESTMENTS
ATTACHMENT X

Security ID	CUSIP	Description	Final Maturity	Face Rate	PAR	Amortized Cost	Historical Cost	Market Value
SCP9A - SCAQMD - FD66 SPE REV FD								
1369855851	912797KJ5	UNITED STATES TREASURY	03/20/2025	4.270	20,000,000.00	19,596,722.22	19,584,861.11	19,606,690.60
1221234608	912797HP5	UNITED STATES TREASURY	11/29/2024	4.800	20,000,000.00	19,842,666.67	19,290,666.67	19,848,436.00
UST BILL TOTAL					40,000,000.00	39,439,388.89	38,875,527.78	39,455,126.60
SCP9A - SCAQMD - FD66 SPE REV FD TOTAL					40,000,000.00	39,439,388.89	38,875,527.78	39,455,126.60
SCU5F - SCAQMD CLEAN FUELS PROG								
1302540524	912796ZV4	UNITED STATES TREASURY	12/26/2024	5.120	10,000,000.00	9,877,688.89	9,741,155.56	9,894,018.00
1163559887	912797HP5	UNITED STATES TREASURY	11/29/2024	4.660	20,000,000.00	19,847,255.56	19,109,422.22	19,848,436.00
UST BILL TOTAL					30,000,000.00	29,724,944.45	28,850,577.78	29,742,454.00
SCU5F - SCAQMD CLEAN FUELS PROG TOTAL					30,000,000.00	29,724,944.45	28,850,577.78	29,742,454.00
SCAQMD - SOUTH COAST AIR QUALITY MG								
841762248	SOFCLAIFMMF	S OF C LAIF	12/31/2024		29,197.19	29,197.19	29,197.19	29,197.19
1179317493	SOFCLAIFMMF	S OF C LAIF	12/31/2024		385,394.41	385,394.41	385,394.41	385,394.41
1119045543	SOFCLAIFMMF	S OF C LAIF	12/31/2024		342,844.91	342,844.91	342,844.91	342,844.91
888240922	SOFCLAIFMMF	S OF C LAIF	12/31/2024		69,421.99	69,421.99	69,421.99	69,421.99
1315865883	SOFCLAIFMMF	S OF C LAIF	12/31/2024		441,861.28	441,861.28	441,861.28	441,861.28
1019883116	SOFCLAIFMMF	S OF C LAIF	12/31/2024		252,547.20	252,547.20	252,547.20	252,547.20
821801181	SOFCLAIFMMF	S OF C LAIF	12/31/2024		37,031,925.48	37,031,925.48	37,031,925.48	37,031,925.48
928828368	SOFCLAIFMMF	S OF C LAIF	12/31/2024		126,406.68	126,406.68	126,406.68	126,406.68
1249649042	SOFCLAIFMMF	S OF C LAIF	12/31/2024		414,010.37	414,010.37	414,010.37	414,010.37
1067192516	SOFCLAIFMMF	S OF C LAIF	12/31/2024		315,309.75	315,309.75	315,309.75	315,309.75
974008792	SOFCLAIFMMF	S OF C LAIF	12/31/2024		194,729.00	194,729.00	194,729.00	194,729.00
MMFUND TOTAL					39,603,648.26	39,603,648.26	39,603,648.26	39,603,648.26
SCAQMD TOTAL					39,603,648.26	39,603,648.26	39,603,648.26	39,603,648.26
SLIM - SCHOOLS LINKED INSURANCE MG								
1249649045	SOFCLAIFMMF	S OF C LAIF	12/31/2024		38,349.08	38,349.08	38,349.08	38,349.08
1179317495	SOFCLAIFMMF	S OF C LAIF	12/31/2024		35,698.43	35,698.43	35,698.43	35,698.43
888240666	SOFCLAIFMMF	S OF C LAIF	12/31/2024		6,430.44	6,430.44	6,430.44	6,430.44
858252079	SOFCLAIFMMF	S OF C LAIF	12/31/2024		2,704.49	2,704.49	2,704.49	2,704.49
1119044120	SOFCLAIFMMF	S OF C LAIF	12/31/2024		31,757.14	31,757.14	31,757.14	31,757.14
821801178	SOFCLAIFMMF	S OF C LAIF	12/31/2024		3,430,204.55	3,430,204.55	3,430,204.55	3,430,204.55
974008832	SOFCLAIFMMF	S OF C LAIF	12/31/2024		18,037.42	18,037.42	18,037.42	18,037.42
1315866188	SOFCLAIFMMF	S OF C LAIF	12/31/2024		40,928.86	40,928.86	40,928.86	40,928.86
1067192408	SOFCLAIFMMF	S OF C LAIF	12/31/2024		29,206.61	29,206.61	29,206.61	29,206.61
928828246	SOFCLAIFMMF	S OF C LAIF	12/31/2024		11,708.84	11,708.84	11,708.84	11,708.84
1019882651	SOFCLAIFMMF	S OF C LAIF	12/31/2024		23,393.02	23,393.02	23,393.02	23,393.02
MMFUND TOTAL					3,668,418.88	3,668,418.88	3,668,418.88	3,668,418.88
SLIM TOTAL					3,668,418.88	3,668,418.88	3,668,418.88	3,668,418.88
WASIA - WHITTIER AREA SCHOOLS INS								
1315867195	SOFCLAIFMMF	S OF C LAIF	12/31/2024		494.44	494.44	494.44	494.44
1249649044	SOFCLAIFMMF	S OF C LAIF	12/31/2024		463.27	463.27	463.27	463.27
821801182	SOFCLAIFMMF	S OF C LAIF	12/31/2024		41,438.47	41,438.47	41,438.47	41,438.47
888240807	SOFCLAIFMMF	S OF C LAIF	12/31/2024		77.68	77.68	77.68	77.68
1067192501	SOFCLAIFMMF	S OF C LAIF	12/31/2024		352.83	352.83	352.83	352.83
928828020	SOFCLAIFMMF	S OF C LAIF	12/31/2024		141.45	141.45	141.45	141.45
841763124	SOFCLAIFMMF	S OF C LAIF	12/31/2024		32.67	32.67	32.67	32.67
974008805	SOFCLAIFMMF	S OF C LAIF	12/31/2024		217.90	217.90	217.90	217.90
1019883193	SOFCLAIFMMF	S OF C LAIF	12/31/2024		282.60	282.60	282.60	282.60
1119058422	SOFCLAIFMMF	S OF C LAIF	12/31/2024		383.64	383.64	383.64	383.64
1179317491	SOFCLAIFMMF	S OF C LAIF	12/31/2024		431.25	431.25	431.25	431.25
MMFUND TOTAL					44,316.20	44,316.20	44,316.20	44,316.20
WASIA TOTAL					44,316.20	44,316.20	44,316.20	44,316.20
GRAND TOTAL					471,881,383.34	469,038,011.75	465,793,502.29	450,679,410.27

LOS ANGELES COUNTY TREASURER
TRUSTEE & MANAGED FUNDS
AS OF SEPTEMBER 30, 2024
TRUSTEE: DEUTSCHE BANK
ATTACHMENT XI

ISSUE DATE	FUND TITLE	FUND BALANCE
08/31/11	HIGH DESERT COMPLEX SOLAR PROJECTS 2011 QECB	<u>2,930,306.24</u>
	DEUTSCHE BANK - TRUSTEE TOTAL	<u><u>\$2,930,306.24</u></u>

LOS ANGELES COUNTY TREASURER
TRUSTEE & MANAGED FUNDS
AS OF SEPTEMBER 30, 2024
TRUSTEE: BANK OF NEW YORK MELLON TRUST COMPANY
ATTACHMENT XI

ISSUE DATE	FUND TITLE	FUND BALANCE
03/08/06	CCTSA TOBACCO BONDS 2006	1.00
06/10/20	CCTSA TOBACCO BONDS 2020	23,118,953.13
01/30/03	FLOOD CONTROL REFUNDING SER 2003A & 2005A	41.81
12/21/11	LAC-CAL 2011 SERIES A	1,919.34
12/11/96	LACPWFA REFUNDING 1996 SERIES A & B	333,018.84
BANK OF NEW YORK MELLON TRUST COMPANY - TRUSTEE TOTAL		<u><u>\$23,453,934.12</u></u>

**LOS ANGELES COUNTY TREASURER
TRUSTEE & MANAGED FUNDS
AS OF SEPTEMBER 30, 2024
TRUSTEE: U.S. BANK
ATTACHMENT XI**

ISSUE DATE	FUND TITLE	FUND BALANCE
04/05/19	LAC-CAL 2019 COMMERCIAL PAPER	23,164,807.29
07/26/18	LEASE REVENUE BONDS (2018 SERIES A & B)	23,483,400.93
03/02/05	MASTER REFUNDING 2005A	10,092.11
11/23/10	MULTIPLE CAPITAL FAC PROJ I A & B (2010)	51,749,793.39
11/03/20	LEASE REVENUE BONDS (2020 SERIES A LACMA)	4,138.64
07/20/22	CFD NO. 2021-01 IMPROVEMENT AREA 1 SERIES 2022	7,167,044.87
	U.S. BANK - TRUSTEE TOTAL	<u><u>\$105,579,277.23</u></u>

LOS ANGELES COUNTY TREASURER
TRUSTEE & MANAGED FUNDS
AS OF SEPTEMBER 30, 2024
TRUSTEE: ZIONS BANK
ATTACHMENT XI

ISSUE DATE	FUND TITLE	FUND BALANCE
02/04/15	MULTIPLE CAPITAL PROJECTS (2015 SERIES A)	131,694,645.85
09/02/15	MULTIPLE CAPITAL PROJECTS (2015 SERIES B & C)	14,266,658.10
03/17/16	LEASE REVENUE BONDS (2016 SERIES D)	1,236,909.46
10/28/21	LACPWFA LEASE REVENUE BONDS (2021 SERIES F)	9,744,788.43
04/13/22	LACRFA LEASE REVENUE REFUNDING BONDS 2022	5,586,821.03
09/05/24	LACPWFA LEASE REVENUE BONDS 2024 SERIES H	413,800,612.82
ZIONS BANK - TRUSTEE TOTAL		<u><u>\$576,330,435.69</u></u>

LOS ANGELES COUNTY TREASURER
TRUSTEE & MANAGED FUNDS
AS OF SEPTEMBER 30, 2024
TRUSTEE: LOS ANGELES COUNTY
ATTACHMENT XI

ISSUE DATE	FUND TITLE	FUND BALANCE
	SPECIAL SAFEKEEPING (KNOX-KEENE)	<u>314,687.22</u>
	TREASURER TOTAL	<u><u>\$314,687.22</u></u>

LOS ANGELES COUNTY TREASURER
FLOATING RATE SECURITIES - PSI NON-TRADING
AS OF SEPTEMBER 30, 2024
ATTACHMENT XII

<u>INV ID</u>	<u>Instrument Description</u>	<u>Face Rate</u>	<u>Maturity Date</u>	<u>Par</u>	<u>Cost</u>	<u>Reset Provisions</u>
<u>CORPORATE AND AGENCY ISSUED</u>						
LACCAL BANS						
1052207560	LAC-CAL BAN	5.830%	06/30/25	5,000,000.00	5,000,000.00	6-month U.S. Treasury Bill + 50% at the time of draw. Interest adjusted on Jan 2 and July 1. Interest accrued to that point will be payable on that date. Reset to Bank of America prime rate on the 3rd reset date.
1215324857	LAC-CAL BAN	5.830%	06/30/26	10,000,000.00	10,000,000.00	
1318200749	LAC-CAL BAN	5.688%	06/30/27	5,000,000.00	5,000,000.00	
LACCAL BANS TOTAL				<u>20,000,000.00</u>	<u>20,000,000.00</u>	
LOS ANGELES COUNTY ISSUED TOTAL				<u>20,000,000.00</u>	<u>20,000,000.00</u>	
NTRD - PSI NON-TRADING Total				<u>20,000,000.00</u>	<u>20,000,000.00</u>	
BANS as a Percentage of Total Floating Rate Notes					100.00%	

**LOS ANGELES COUNTY TREASURER
BOND ANTICIPATION NOTES / LACCAL
AS OF SEPTEMBER 30, 2024
ATTACHMENT XIII**

INV ID	DESCRIPTION	DRAW DATE	AMOUNT	RATE
1052207560	LAC-CAL BANS	06/14/23	5,000,000.00	5.830%
1215324857	LAC-CAL BANS	02/29/24	10,000,000.00	5.830%
1318200749	LAC-CAL BANS	07/16/24	5,000,000.00	5.688%
			<u>20,000,000.00</u>	

LOS ANGELES COUNTY TREASURER
INVENTORY REPORT - TOTALS SECTION
SECURITY TYPE GROUPING - COST & WTG AVG DAYS TO MATURITY
AS OF SEPTEMBER 30, 2024
ATTACHMENT XIV

SECURITY TYPE	NON-TRADING		TRADING	
	COST	WTD AVG DTM	COST	WTD AVG DTM
AGENCIES	27,992,876,900.58	1,249.00 DAYS	0.00	0.00 DAYS
COLLATERALIZED CDS	0.00	0.00 DAYS	0.00	0.00 DAYS
NEGOTIABLE CDS	2,350,000,000.00	66.00 DAYS	0.00	0.00 DAYS
EURO CDS	0.00	0.00 DAYS	0.00	0.00 DAYS
CORP & DEPOSIT NOTES	0.00	0.00 DAYS	0.00	0.00 DAYS
BANKERS ACCEPTANCE	0.00	0.00 DAYS	0.00	0.00 DAYS
COMMERCIAL PAPER	13,230,860,323.31	46.00 DAYS	0.00	0.00 DAYS
MUNICIPALS	20,282,408.02	730.00 DAYS	0.00	0.00 DAYS
GOVERNMENTS	9,675,495,154.12	247.00 DAYS	0.00	0.00 DAYS
REPURCHASE AGREEMENT	0.00	0.00 DAYS	0.00	0.00 DAYS
ASSET BACKED	0.00	0.00 DAYS	0.00	0.00 DAYS
OTHER	0.00	0.00 DAYS	0.00	0.00 DAYS
TOTAL	\$53,269,514,786.03	715.00 DAYS	\$0.00	0.00 DAYS

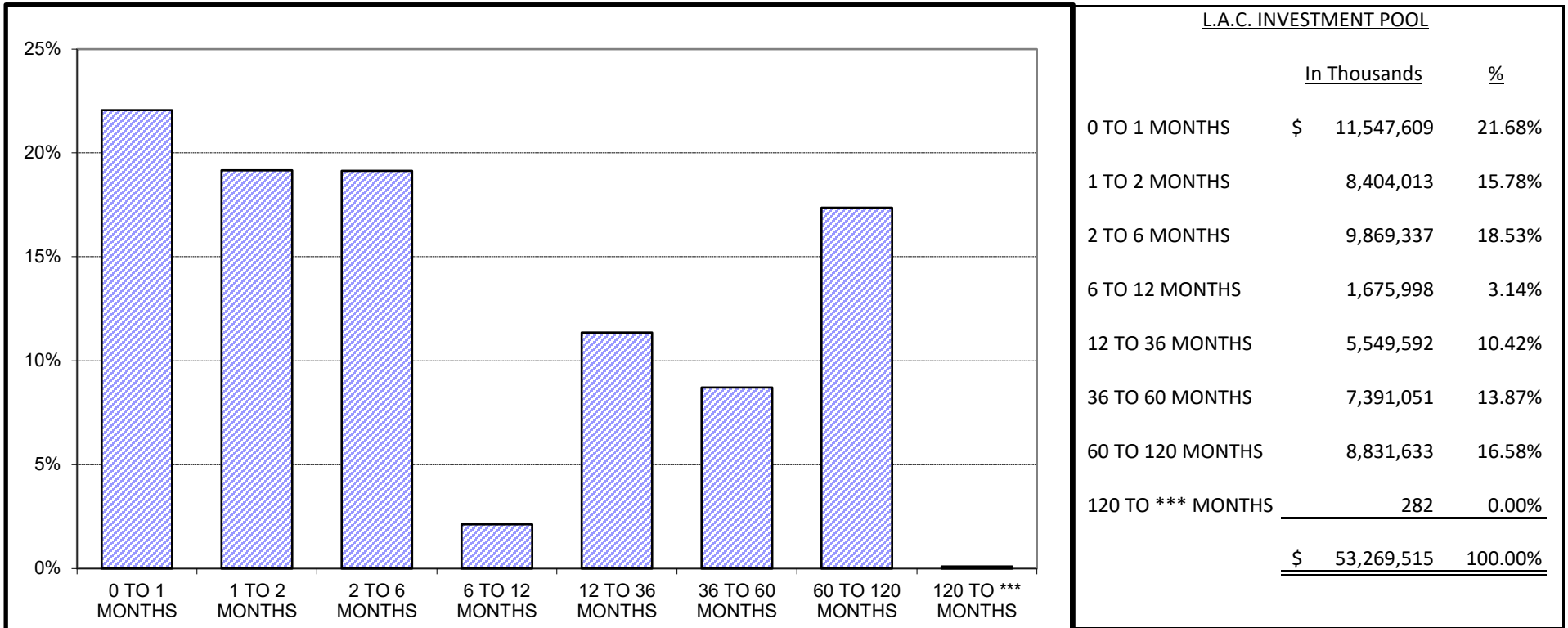
LOS ANGELES COUNTY TREASURER
INVENTORY REPORT - TOTALS SECTION
MATURITY RANGE GROUPING
AS OF SEPTEMBER 30, 2024
ATTACHMENT XV

Maturity Range	Date Range	Amortized Cost	%
PSI - NTRD/TRD			
0 to 1 Months	10/01/24 - 10/31/24	\$ 11,547,609,220.20	21.68%
1 to 2 Months	11/01/24 - 11/30/24	\$ 8,404,013,394.59	15.78%
2 to 3 Months	12/01/24 - 12/31/24	\$ 5,813,423,964.96	10.91%
3 to 4 Months	01/01/25 - 01/31/25	\$ 2,410,357,740.27	4.52%
4 to 5 Months	02/01/25 - 02/28/25	\$ 724,278,353.78	1.36%
5 to 6 Months	03/01/25 - 03/31/25	\$ 921,276,638.88	1.73%
6 to 12 Months	04/01/25 - 09/30/25	\$ 1,675,997,931.40	3.15%
12 to 24 Months	10/01/25 - 09/30/26	\$ 2,551,596,388.83	4.79%
24 to 36 Months	10/01/26 - 09/30/27	\$ 2,997,995,253.96	5.63%
36 to 48 Months	10/01/27 - 09/30/28	\$ 2,694,945,336.05	5.06%
48 to 60 Months	10/01/28 - 09/30/29	\$ 4,696,105,323.64	8.82%
60 to 120 Months	10/01/29 - 09/30/34	\$ 8,831,632,831.45	16.57%
120 to *** Months	10/01/34 -	\$ 282,408.02	0.00%
Portfolio Total:		\$ 53,269,514,786.03	100.00%
AVCCD			
120 to *** Months	10/01/34 -	\$ 25,230,000.00	100.0%
Portfolio Total:		\$ 25,230,000.00	100.0%
ESUSD			
120 to *** Months	10/01/34 -	\$ 16,000,000.00	100.0%
Portfolio Total:		\$ 16,000,000.00	100.0%
FIRST5LA			
12 to 24 Months	10/01/25 - 09/30/26	\$ 134,000,000.00	100.0%
Portfolio Total:		\$ 134,000,000.00	100.0%
GF			
36 to 48 Months	10/01/27 - 09/30/28	\$ 2,060,000.00	100.0%
Portfolio Total:		\$ 2,060,000.00	100.0%
PHHPA			
1 to 2 Months	11/01/24 - 11/30/24	\$ 4,078,340.61	11.2%
120 to *** Months	10/01/34 -	\$ 32,175,000.00	88.8%
Portfolio Total:		\$ 36,253,340.61	100.0%
SCP61			
1 to 2 Months	11/01/24 - 11/30/24	\$ 19,844,961.11	25.1%
2 to 3 Months	12/01/24 - 12/31/24	\$ 29,756,996.11	37.7%
5 to 6 Months	03/01/25 - 03/31/25	\$ 29,395,083.34	37.2%
Portfolio Total:		\$ 78,997,040.56	100.0%
SCP66			
1 to 2 Months	11/01/24 - 11/30/24	\$ 9,923,627.78	25.2%
2 to 3 Months	12/01/24 - 12/31/24	\$ 9,877,688.89	25.1%
5 to 6 Months	03/01/25 - 03/31/25	\$ 19,596,722.22	49.7%
Portfolio Total:		\$ 39,398,038.89	100.0%

LOS ANGELES COUNTY TREASURER
 INVENTORY REPORT - TOTALS SECTION
 MATURITY RANGE GROUPING
 AS OF SEPTEMBER 30, 2024
 ATTACHMENT XV

Maturity Range	Date Range	Amortized Cost	%
SCP6G			
1 to 2 Months	11/01/24 - 11/30/24	\$ 9,921,333.33	50.3%
5 to 6 Months	03/01/25 - 03/31/25	\$ 9,798,361.12	49.7%
Portfolio Total:		\$ 19,719,694.45	100.0%
SCP6H			
5 to 6 Months	03/01/25 - 03/31/25	\$ 4,899,180.56	100.0%
Portfolio Total:		\$ 4,899,180.56	100.0%
SCP9A			
1 to 2 Months	11/01/24 - 11/30/24	\$ 19,842,666.67	50.3%
5 to 6 Months	03/01/25 - 03/30/25	\$ 19,596,722.22	49.7%
Portfolio Total:		\$ 39,439,388.89	100.0%
SCU5F			
1 to 2 Months	11/01/24 - 11/30/24	\$ 19,847,255.56	66.8%
2 to 3 Months	12/01/24 - 12/31/24	\$ 9,877,688.89	33.2%
Portfolio Total:		\$ 29,724,944.45	100.0%
SCAQMD			
2 to 3 Months	12/01/24 - 12/31/24	\$ 39,603,648.26	100.0%
Portfolio Total:		\$ 39,603,648.26	100.0%
SLIM			
2 to 3 Months	12/01/24 - 12/31/24	\$ 3,668,418.88	100.0%
Portfolio Total:		\$ 3,668,418.88	100.0%
WASIA			
2 to 3 Months	12/01/24 - 12/31/24	\$ 44,316.20	100.0%
Portfolio Total:		\$ 44,316.20	100.0%

**LOS ANGELES COUNTY TREASURER
COMPOSITION OF PSI PORTFOLIO BY MATURITY
AS OF SEPTEMBER 30, 2024
ATTACHMENT XVI**



Maturity Limits Are In Compliance With The Los Angeles County Treasurer's Investment Policy.

**LOCAL AGENCY INVESTMENT FUND
 FOR SPECIFIC INVESTMENTS
 AS OF SEPTEMBER 30, 2024
 ATTACHMENT XVII**

ISSUE DATE	FUND TITLE	FUND BALANCE
	SOUTH COAST AIR QUALITY MGMT DISTRICT (SCAQMD)	\$39,603,648.26
	SCHOOLS LINKED FOR INSURANCE MANAGEMENT (SLIM)	3,668,418.88
	WHITTIER AREA SCHOOLS INSURANCE AUTHORITY (WASIA)	44,316.20
	LAIF TOTAL	<u><u>\$43,316,383.34</u></u>

Fiona Ma, CPA

Treasurer

State of California



**POOLED MONEY
INVESTMENT BOARD REPORT**

AUGUST 31, 2024

STATE OF CALIFORNIA
STATE TREASURER'S OFFICE
POOLED MONEY INVESTMENT BOARD REPORT

AUGUST 2024

TABLE OF CONTENTS

SUMMARY.....	01
SELECTED INVESTMENT DATA.....	02
PORTFOLIO COMPOSITION.....	03
INVESTMENT TRANSACTIONS.....	04
TIME DEPOSITS.....	28
BANK DEMAND DEPOSITS.....	34
POOLED MONEY INVESTMENT BOARD DESIGNATION...	35



POOLED MONEY INVESTMENT ACCOUNT

Summary of Investment Data A Comparison of August 2024 with August 2023

(Dollars In Thousands)

	August 2024	August 2023	Change
Average Daily Portfolio (\$)	166,698,390	170,690,854	-3,992,464
Accrued Earnings (\$)	648,330	496,499	+151,831
Effective Yield (%)	4.579	3.434	+1.145
Average Life-Month End (In Days)	221	237	-16
Total Security Transactions			
Amount (\$)	45,516,611	38,953,044	+6,563,567
Number	917	801	+116
Total Time Deposit Transactions			
Amount (\$)	1,001,000	1,310,000	-309,000
Number	45	45	0
Average Workday Investment Activity (\$)	2,114,437	1,750,567	+363,870
Prescribed Demand Account Balances For Services (\$)	135,000	255,000	-120,000



Selected Investment Data Analysis of the Pooled Money Investment Account Portfolio

(Dollars In Thousands)

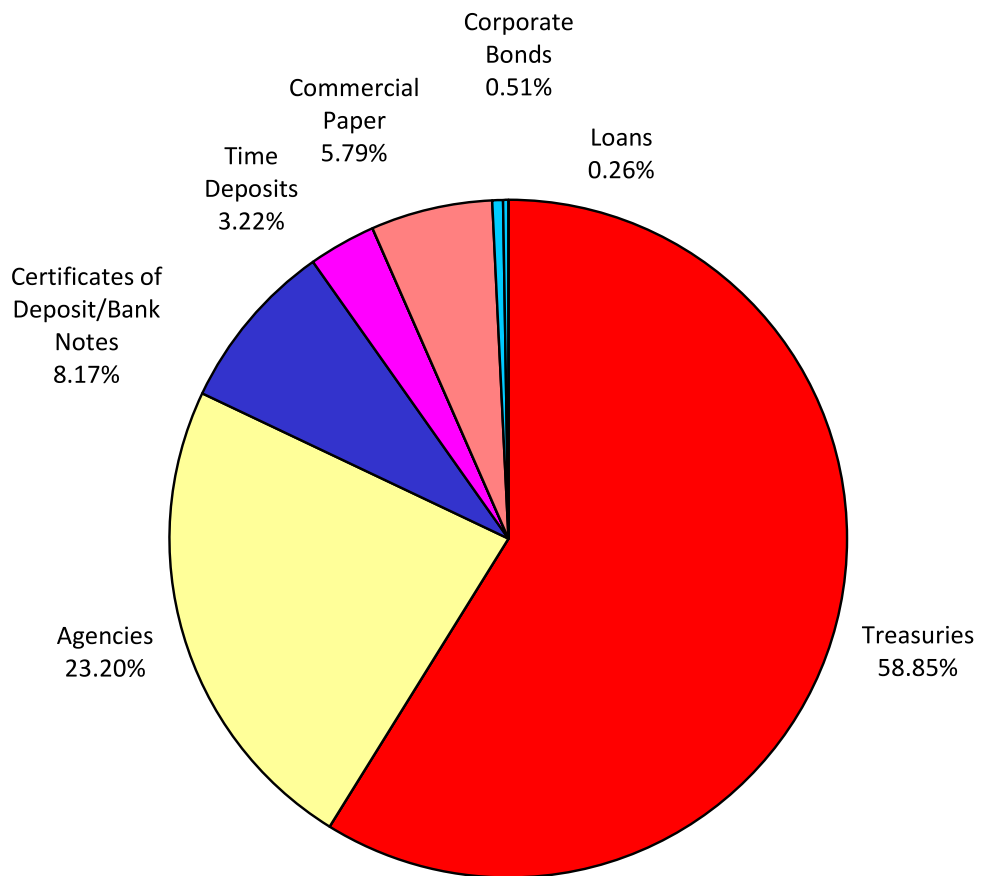
August 31, 2024

<u>TYPE OF SECURITY</u>	<u>AMOUNT (\$)</u>	<u>*PERCENT OF PORTFOLIO</u>	<u>*DIFFERENCE IN PERCENT OF PORTFOLIO FROM PRIOR MONTH</u>
Government			
Bills	38,762,112	23.72	-0.84
Bonds	0	0.00	0
Notes	57,409,899	35.13	+0.52
Strips	0	0.00	0
Total Government	<u>96,172,011</u>	<u>58.85</u>	<u>-0.32</u>
Agency Debentures	12,738,829	7.79	+0.18
Certificates of Deposit	13,350,000	8.17	-0.14
Bank Notes	0	0.00	0
Repurchases	0	0.00	0
Agency Discount Notes	25,189,109	15.41	+0.34
Time Deposits	5,259,000	3.22	+0.13
GNMAs	0	0.00	0
Commercial Paper	9,467,742	5.79	-0.28
Remics	1,368	0.00	0
Corporate Bonds	842,474	0.51	+0.07
PMIA Loans	418,402	0.26	+0.02
GF Loans	0	0.00	0
Other	0	0.00	0
Reversed Repurchases	0	0.00	0
Total (All Types)	<u>163,438,935</u>	<u>100.00</u>	

*Percentages may be off due to rounding.

<u>INVESTMENT ACTIVITY</u>	<u>August 2024</u>		<u>July 2024</u>	
	<u>NUMBER</u>	<u>AMOUNT (\$)</u>	<u>NUMBER</u>	<u>AMOUNT (\$)</u>
Pooled Money	917	45,516,611	924	45,863,716
Time Deposits	45	1,001,000	83	3,105,000
Other	4	101,539	1	1,434,115
Total	<u>966</u>	<u>46,619,150</u>	<u>1,008</u>	<u>50,402,831</u>
PMIA Monthly Average Effective Yield (%)		4.579		4.516
Year to Date Yield Last Day of Month (%)		4.547		4.516

Pooled Money Investment Account Portfolio Composition \$163.4 billion 08/31/2024



Percentages may not total 100%, due to rounding.

INVESTMENT TRANSACTIONS

<u>DATE</u>	<u>TYPE</u>	<u>a/</u> <u>DESCRIPTION</u>	<u>CPN (%)</u>	<u>MATURITY</u> <u>DATE</u>	<u>b/</u> <u>TRANS</u> <u>YIELD (%)</u>	<u>d/</u> <u>PAR (\$)</u> <u>(000)</u>	<u>DAYS</u> <u>HELD</u>	<u>AMOUNT</u> <u>EARNED (\$)</u>	<u>EFFECTIVE</u> <u>YIELD (%)</u>
08/01/24	REDEMPTIONS								
	CD	US BANK	5.250	08/01/24	5.250	50,000	41	298,958.33	5.323
	CD	US BANK	5.250	08/01/24	5.250	50,000	41	298,958.33	5.323
	CD	CITIBANK	5.900	08/01/24	5.900	50,000	279	2,286,250.00	5.998
	CD	CITIBANK	5.900	08/01/24	5.900	50,000	279	2,286,250.00	5.998
	CD	WELLS FGO	5.800	08/01/24	5.800	50,000	357	2,875,833.33	5.897
	CD	WELLS FGO	5.800	08/01/24	5.800	50,000	357	2,875,833.33	5.897
	CP	APPLE		08/01/24	5.290	50,000	31	227,763.89	5.388
	CP	APPLE		08/01/24	5.290	50,000	31	227,763.89	5.388
	CP	MUFG BK		08/01/24	5.310	50,000	41	302,375.00	5.417
	CP	MUFG BK		08/01/24	5.310	50,000	41	302,375.00	5.417
	CP	GTA		08/01/24	5.220	50,000	168	1,218,000.00	5.440
	CP	NATIXIS NY		08/01/24	5.210	50,000	212	1,534,055.56	5.464
	CP	NATIXIS NY		08/01/24	5.210	50,000	212	1,534,055.56	5.464
	DEB	FHLMC	3.560	08/01/24	3.560	50,000	778	3,787,444.44	3.564
	DEB	FHLMC	3.560	08/01/24	3.560	50,000	778	3,787,444.44	3.564
	DEB	FHLMC	3.560	08/01/24	3.560	50,000	778	3,787,444.44	3.564
	DN	FHLB		08/01/24	5.220	50,000	36	261,000.00	5.320
	DN	FHLB		08/01/24	5.220	50,000	36	261,000.00	5.320
	DN	IADB		08/01/24	5.260	50,000	51	372,583.33	5.373
	DN	IADB		08/01/24	5.260	50,000	51	372,583.33	5.373
	DN	FHLB		08/01/24	5.145	50,000	135	964,687.50	5.319
	DN	FHLB		08/01/24	5.145	50,000	135	964,687.50	5.319
	DN	FFCB		08/01/24	4.900	50,000	225	1,531,250.00	5.139
	DN	FFCB		08/01/24	4.900	50,000	225	1,531,250.00	5.139
	TR	BILL		08/01/24	5.130	50,000	127	904,875.00	5.297
	TR	BILL		08/01/24	5.130	50,000	127	904,875.00	5.297
	TR	BILL		08/01/24	5.130	50,000	127	904,875.00	5.297
	TR	BILL		08/01/24	5.144	50,000	127	907,344.44	5.312
	TR	BILL		08/01/24	5.144	50,000	127	907,344.44	5.312
	TR	BILL		08/01/24	5.144	50,000	127	907,344.44	5.312
	TR	BILL		08/01/24	5.141	50,000	133	949,656.94	5.313
	TR	BILL		08/01/24	5.141	50,000	133	949,656.94	5.313
	TR	BILL		08/01/24	5.141	50,000	133	949,656.94	5.313
	TR	BILL		08/01/24	5.143	50,000	133	950,026.39	5.315
	TR	BILL		08/01/24	5.143	50,000	133	950,026.39	5.315
	TR	BILL		08/01/24	5.143	50,000	133	950,026.39	5.315
	TR	BILL		08/01/24	5.122	50,000	155	1,102,652.78	5.325
	TR	BILL		08/01/24	5.122	50,000	155	1,102,652.78	5.325
	TR	BILL		08/01/24	5.105	50,000	160	1,134,444.44	5.311
	TR	BILL		08/01/24	5.105	50,000	160	1,134,444.44	5.311
	TR	BILL		08/01/24	5.105	50,000	160	1,134,444.44	5.311
	TR	BILL		08/01/24	5.105	50,000	160	1,134,444.44	5.311
	TR	BILL		08/01/24	5.105	50,000	160	1,134,444.44	5.311
	TR	BILL		08/01/24	5.105	50,000	160	1,134,444.44	5.311
	TR	BILL		08/01/24	5.105	50,000	160	1,134,444.44	5.311
	TR	BILL		08/01/24	5.107	50,000	160	1,134,888.89	5.313
	TR	BILL		08/01/24	5.107	50,000	160	1,134,888.89	5.313
	TR	BILL		08/01/24	5.107	50,000	160	1,134,888.89	5.313

INVESTMENT TRANSACTIONS

<u>DATE</u>	<u>TYPE</u>	<u>a/</u> <u>DESCRIPTION</u>	<u>CPN (%)</u>	<u>MATURITY</u> <u>DATE</u>	<u>b/</u> <u>TRANS</u> <u>YIELD (%)</u>	<u>d/</u> <u>PAR (\$)</u> <u>(000)</u>	<u>DAYS</u> <u>HELD</u>	<u>AMOUNT</u> <u>EARNED (\$)</u>	<u>EFFECTIVE</u> <u>YIELD (%)</u>
08/01/24	REDEMPTIONS (Continued)								
	TR	BILL		08/01/24	5.100	50,000	162	1,147,500.00	5.307
	TR	BILL		08/01/24	5.100	50,000	162	1,147,500.00	5.307
	TR	BILL		08/01/24	5.100	50,000	162	1,147,500.00	5.307
	TR	BILL		08/01/24	5.100	50,000	162	1,147,500.00	5.307
	TR	BILL		08/01/24	5.100	50,000	162	1,147,500.00	5.307
	TR	BILL		08/01/24	5.100	50,000	162	1,147,500.00	5.307
	TR	BILL		08/01/24	5.070	50,000	170	1,197,083.33	5.281
	TR	BILL		08/01/24	5.070	50,000	170	1,197,083.33	5.281
	TR	BILL		08/01/24	5.100	50,000	170	1,204,166.67	5.313
	TR	BILL		08/01/24	5.100	50,000	170	1,204,166.67	5.313
	TR	BILL		08/01/24	5.100	50,000	170	1,204,166.67	5.313
	TR	BILL		08/01/24	5.105	50,000	170	1,205,347.22	5.318
	TR	BILL		08/01/24	5.105	50,000	170	1,205,347.22	5.318
	TR	BILL		08/01/24	5.105	50,000	170	1,205,347.22	5.318
	TR	BILL		08/01/24	5.105	50,000	170	1,205,347.22	5.318
	TR	BILL		08/01/24	5.038	50,000	177	1,238,385.42	5.252
	TR	BILL		08/01/24	5.038	50,000	177	1,238,385.42	5.252
	TR	BILL		08/01/24	5.038	50,000	177	1,238,385.42	5.252
	TR	BILL		08/01/24	5.040	50,000	178	1,246,000.00	5.255
	TR	BILL		08/01/24	5.040	50,000	178	1,246,000.00	5.255
	TR	BILL		08/01/24	5.040	50,000	178	1,246,000.00	5.255
	TR	BILL		08/01/24	5.040	50,000	178	1,246,000.00	5.255
	TR	BILL		08/01/24	5.040	50,000	178	1,246,000.00	5.255
	TR	BILL		08/01/24	5.040	50,000	178	1,246,000.00	5.255
	TR	BILL		08/01/24	5.040	50,000	178	1,246,000.00	5.255
	TR	BILL		08/01/24	5.040	50,000	178	1,246,000.00	5.255
	TR	BILL		08/01/24	5.040	50,000	178	1,246,000.00	5.255
	TR	BILL		08/01/24	5.040	50,000	178	1,246,000.00	5.255
	TR	BILL		08/01/24	5.040	50,000	178	1,246,000.00	5.255
	TR	BILL		08/01/24	5.040	50,000	178	1,246,000.00	5.255
	TR	BILL		08/01/24	5.035	50,000	181	1,265,743.06	5.252
	TR	BILL		08/01/24	5.035	50,000	181	1,265,743.06	5.252
	TR	BILL		08/01/24	5.035	50,000	181	1,265,743.06	5.252
	TR	BILL		08/01/24	5.035	50,000	181	1,265,743.06	5.252
	TR	BILL		08/01/24	5.035	50,000	181	1,265,743.06	5.252
	TR	BILL		08/01/24	5.035	50,000	181	1,265,743.06	5.252
	TR	BILL		08/01/24	5.035	50,000	181	1,265,743.06	5.252
	YCD	DNB	5.330	08/01/24	5.330	50,000	41	303,513.89	5.404
	YCD	DNB	5.330	08/01/24	5.330	50,000	41	303,513.89	5.404
	YCD	NORINCHUK	5.390	08/01/24	5.390	50,000	41	306,930.56	5.465
	YCD	NORINCHUK	5.390	08/01/24	5.390	50,000	41	306,930.56	5.465
08/01/24	PURCHASES								
	DEB	FFCB	4.125	08/01/29	4.190	50,000			
	DN	FNMA		11/01/24	5.090	50,000			
	DN	FNMA		11/01/24	5.090	50,000			
	TR	BILL		10/24/24	5.130	50,000			
	TR	BILL		10/24/24	5.130	50,000			
	TR	BILL		10/24/24	5.130	50,000			
	TR	BILL		11/21/24	5.050	50,000			
	TR	BILL		11/21/24	5.050	50,000			
	TR	BILL		11/21/24	5.050	50,000			

INVESTMENT TRANSACTIONS

<u>DATE</u>	<u>TYPE</u>	<u>a/</u> <u>DESCRIPTION</u>	<u>CPN (%)</u>	<u>MATURITY</u> <u>DATE</u>	<u>b/</u> <u>TRANS</u> <u>YIELD (%)</u>	<u>d/</u> <u>PAR (\$)</u> <u>(000)</u>	<u>DAYS</u> <u>HELD</u>	<u>AMOUNT</u> <u>EARNED (\$)</u>	<u>EFFECTIVE</u> <u>YIELD (%)</u>
08/01/24	PURCHASES (Continued)								
	TR	BILL		11/21/24	5.053	50,000			
	TR	BILL		11/21/24	5.053	50,000			
	TR	BILL		11/21/24	5.053	50,000			
	YCD	KBC	5.350	11/13/24	5.350	50,000			
	YCD	KBC	5.350	11/13/24	5.350	50,000			
	YCD	TORONTO	5.200	01/24/25	5.200	50,000			
	YCD	TORONTO	5.200	01/24/25	5.200	50,000			
	YCD	SOC GEN	5.180	02/10/25	5.180	50,000			
	YCD	SOC GEN	5.180	02/10/25	5.180	50,000			
	YCD	CIC	5.210	02/10/25	5.210	50,000			
	YCD	CIC	5.210	02/10/25	5.210	50,000			
08/02/24	REDEMPTIONS								
	CP	METLIFE STF		08/02/24	5.320	50,000	46	339,888.89	5.431
	CP	VERSAILLES		08/02/24	5.380	50,000	108	807,000.00	5.544
	CP	VERSAILLES		08/02/24	5.380	50,000	108	807,000.00	5.544
	DN	IBRD		08/02/24	5.230	50,000	31	225,180.56	5.327
	DN	FHLB		08/02/24	5.195	50,000	95	685,451.39	5.340
	DN	FHLB		08/02/24	5.195	50,000	95	685,451.39	5.340
	YCD	MUFG BK	5.340	08/02/24	5.340	50,000	46	341,166.67	5.414
	YCD	MUFG BK	5.340	08/02/24	5.340	50,000	46	341,166.67	5.414
	YCD	SUMITOMO	5.300	08/02/24	5.300	50,000	119	875,972.22	5.374
	YCD	SUMITOMO	5.300	08/02/24	5.300	50,000	119	875,972.22	5.374
	YCD	MIZUHO	5.400	08/02/24	5.400	50,000	121	907,500.00	5.475
	YCD	MIZUHO	5.400	08/02/24	5.400	50,000	121	907,500.00	5.475
08/02/24	PURCHASES								
	CP	CR AG NY		09/10/24	5.290	50,000			
	CP	CR AG NY		09/10/24	5.290	50,000			
	CP	CR AG NY		09/10/24	5.290	50,000			
	CP	SHEFFIELD		11/25/24	5.180	50,000			
	CP	SHEFFIELD		11/25/24	5.180	50,000			
	DEB	FFCB	4.125	08/01/29	3.697	50,000			
	DN	FHLB		03/26/25	4.490	50,000			
	DN	FHLB		03/26/25	4.490	50,000			
	DN	FHLB		03/28/25	4.490	50,000			
	DN	FHLB		03/28/25	4.490	50,000			
	YCD	NORINCHUK	5.400	09/10/24	5.400	50,000			
	YCD	NORINCHUK	5.400	09/10/24	5.400	50,000			
	YCD	UBS	4.900	02/27/25	4.900	50,000			

INVESTMENT TRANSACTIONS

<u>DATE</u>	<u>TYPE</u>	<u>a/</u> <u>DESCRIPTION</u>	<u>CPN (%)</u>	<u>MATURITY</u> <u>DATE</u>	<u>b/</u> <u>TRANS</u> <u>YIELD (%)</u>	<u>d/</u> <u>PAR (\$)</u> <u>(000)</u>	<u>DAYS</u> <u>HELD</u>	<u>AMOUNT</u> <u>EARNED (\$)</u>	<u>EFFECTIVE</u> <u>YIELD (%)</u>
08/05/24	REDEMPTIONS								
	CP	CR AG NY		08/05/24	5.280	50,000	54	396,000.00	5.396
	CP	CR AG NY		08/05/24	5.280	50,000	54	396,000.00	5.396
	CP	MICROSOFT		08/05/24	5.290	50,000	59	433,486.11	5.410
	CP	MICROSOFT		08/05/24	5.290	50,000	59	433,486.11	5.410
	CP	GOTHAM		08/05/24	5.370	50,000	90	671,250.00	5.519
	CP	JPM LLC		08/05/24	5.370	50,000	91	678,708.33	5.520
	CP	PFIZER		08/05/24	5.250	50,000	124	904,166.67	5.421
	CP	PEPSICO		08/05/24	5.200	50,000	146	1,054,444.44	5.386
	CP	JOHNSON		08/05/24	5.190	50,000	152	1,095,666.67	5.380
	CP	JOHNSON		08/05/24	5.190	50,000	152	1,095,666.67	5.380
	DN	FHLB		08/05/24	5.240	50,000	48	349,333.33	5.350
	DN	FHLB		08/05/24	5.240	50,000	48	349,333.33	5.350
	DN	FHLB		08/05/24	5.100	50,000	158	1,119,166.67	5.304
	DN	FHLB		08/05/24	5.100	50,000	158	1,119,166.67	5.304
	YCD	NATIXIS	5.380	08/05/24	5.380	50,000	157	1,173,138.89	5.455
	YCD	NATIXIS	5.380	08/05/24	5.380	50,000	157	1,173,138.89	5.455
	YCD	CIBC	5.330	08/05/24	5.330	50,000	181	1,339,902.78	5.419
	YCD	CIBC	5.330	08/05/24	5.330	50,000	181	1,339,902.78	5.419
08/05/24	PURCHASES								
	CP	BNP NY		08/06/24	5.290	50,000			
	CP	BNP NY		08/06/24	5.290	50,000			
	CP	BNP NY		08/06/24	5.290	50,000			
	CP	CR AG NY		08/06/24	5.300	50,000			
	CP	CR AG NY		08/06/24	5.300	50,000			
	CP	CR AG NY		08/06/24	5.300	50,000			
	CP	METLIFE STF		02/14/25	5.040	50,000			
	DN	IADB		11/04/24	5.000	50,000			
	DN	IADB		11/04/24	5.000	50,000			
	DN	FFCB		02/21/25	4.450	50,000			
	DN	FFCB		02/21/25	4.450	50,000			
08/06/24	REDEMPTIONS								
	CP	BNP NY		08/06/24	5.290	50,000	1	7,347.22	5.364
	CP	BNP NY		08/06/24	5.290	50,000	1	7,347.22	5.364
	CP	BNP NY		08/06/24	5.290	50,000	1	7,347.22	5.364
	CP	CR AG NY		08/06/24	5.300	50,000	1	7,361.11	5.374
	CP	CR AG NY		08/06/24	5.300	50,000	1	7,361.11	5.374
	CP	CR AG NY		08/06/24	5.300	50,000	1	7,361.11	5.374
	DN	FHLB		08/06/24	5.230	50,000	43	312,347.22	5.336
	DN	FHLB		08/06/24	5.230	50,000	43	312,347.22	5.336
	DN	FHLB		08/06/24	5.245	50,000	50	364,236.11	5.357
	DN	FHLB		08/06/24	5.245	50,000	50	364,236.11	5.357
	TR	BILL		08/06/24	5.243	50,000	102	742,687.50	5.395
	TR	BILL		08/06/24	5.243	50,000	102	742,687.50	5.395

INVESTMENT TRANSACTIONS

<u>DATE</u>	<u>TYPE</u>	<u>a/</u> <u>DESCRIPTION</u>	<u>CPN (%)</u>	<u>MATURITY</u> <u>DATE</u>	<u>b/</u> <u>TRANS</u> <u>YIELD (%)</u>	<u>d/</u> <u>PAR (\$)</u> <u>(000)</u>	<u>DAYS</u> <u>HELD</u>	<u>AMOUNT</u> <u>EARNED (\$)</u>	<u>EFFECTIVE</u> <u>YIELD (%)</u>
08/06/24	REDEMPTIONS (Continued)								
	TR	BILL		08/06/24	5.245	50,000	102	743,041.67	5.398
	TR	BILL		08/06/24	5.245	50,000	102	743,041.67	5.398
	TR	BILL		08/06/24	5.198	50,000	119	859,113.89	5.362
	TR	BILL		08/06/24	5.198	50,000	119	859,113.89	5.362
	TR	BILL		08/06/24	5.198	50,000	119	859,113.89	5.362
	TR	BILL		08/06/24	5.200	50,000	119	859,444.44	5.364
	TR	BILL		08/06/24	5.200	50,000	119	859,444.44	5.364
	TR	BILL		08/06/24	5.200	50,000	119	859,444.44	5.364
	TR	BILL		08/06/24	5.200	50,000	119	859,444.44	5.364
	TR	BILL		08/06/24	5.205	50,000	119	860,270.83	5.370
	TR	BILL		08/06/24	5.205	50,000	119	860,270.83	5.370
08/06/24	PURCHASES								
	DN	IBRD		11/08/24	5.000	50,000			
	DN	IBRD		11/08/24	5.000	50,000			
	DN	FHLB		02/10/25	4.580	50,000			
	DN	FHLB		02/10/25	4.580	50,000			
	DN	FFCB		02/27/25	4.520	50,000			
	DN	FFCB		02/27/25	4.520	50,000			
	DN	FHLB		02/27/25	4.535	50,000			
	DN	FHLB		02/27/25	4.535	50,000			
	TR	BILL		12/03/24	4.870	50,000			
	TR	BILL		12/03/24	4.870	50,000			
	TR	BILL		12/03/24	4.870	50,000			
	TR	BILL		12/03/24	4.875	50,000			
	TR	BILL		12/03/24	4.875	50,000			
	TR	BILL		12/03/24	4.875	50,000			
	TR	BILL		12/03/24	4.947	50,000			
	TR	BILL		12/03/24	4.947	50,000			
	TR	BILL		12/03/24	4.947	50,000			
	TR	BILL		12/03/24	4.951	50,000			
	TR	BILL		12/03/24	4.951	50,000			
	TR	BILL		12/03/24	4.951	50,000			
	YCD	CIBC	4.950	02/10/25	4.950	50,000			
	YCD	CIBC	4.950	02/10/25	4.950	50,000			
	YCD	RABOBANK	4.930	02/14/25	4.930	50,000			
	YCD	RABOBANK	4.930	02/14/25	4.930	50,000			
08/07/24	NO REDEMPTIONS								

INVESTMENT TRANSACTIONS

<u>DATE</u>	<u>a/</u> <u>TYPE</u>	<u>DESCRIPTION</u>	<u>CPN (%)</u>	<u>MATURITY</u> <u>DATE</u>	<u>b/</u> <u>TRANS</u> <u>YIELD (%)</u>	<u>d/</u> <u>PAR (\$)</u> <u>(000)</u>	<u>DAYS</u> <u>HELD</u>	<u>AMOUNT</u> <u>EARNED (\$)</u>	<u>EFFECTIVE</u> <u>YIELD (%)</u>
08/07/24	PURCHASES								
	CB CL	MICROSOFT	3.300	02/06/27	4.158	25,000			
	CP	BNP NY		08/08/24	5.290	50,000			
	CP	BNP NY		08/08/24	5.290	50,000			
	CP	BNP NY		08/08/24	5.290	50,000			
	CP	BNP NY		08/08/24	5.290	50,000			
	CP	OLD LINE		02/10/25	4.820	50,000			
	CP	OLD LINE		02/10/25	4.820	50,000			
	CP	LIBERTY		02/10/25	4.910	50,000			
	CP	LIBERTY		02/10/25	4.910	50,000			
	DN	FHLB		02/27/25	4.590	50,000			
	DN	FHLB		02/27/25	4.590	50,000			
	DN	FFCB		03/28/25	4.500	50,000			
	DN	FFCB		03/28/25	4.500	50,000			
	DN	FHLB		07/01/25	4.215	50,000			
	DN	FHLB		07/01/25	4.215	50,000			
08/08/24	REDEMPTIONS								
	CP	BNP NY		08/08/24	5.290	50,000	1	7,347.22	5.364
	CP	BNP NY		08/08/24	5.290	50,000	1	7,347.22	5.364
	CP	BNP NY		08/08/24	5.290	50,000	1	7,347.22	5.364
	CP	BNP NY		08/08/24	5.290	50,000	1	7,347.22	5.364
	TR	BILL		08/08/24	5.148	50,000	296	2,116,400.00	5.465
	TR	BILL		08/08/24	5.148	50,000	296	2,116,400.00	5.465
	TR	BILL		08/08/24	5.148	50,000	296	2,116,400.00	5.465
	TR	BILL		08/08/24	5.150	50,000	296	2,117,222.22	5.467
	TR	BILL		08/08/24	5.150	50,000	296	2,117,222.22	5.467
	TR	BILL		08/08/24	5.150	50,000	296	2,117,222.22	5.467
	TR	BILL		08/08/24	5.150	50,000	296	2,117,222.22	5.467
	TR	BILL		08/08/24	5.150	50,000	296	2,117,222.22	5.467
	TR	BILL		08/08/24	5.150	50,000	296	2,117,222.22	5.467
	TR	BILL		08/08/24	5.145	50,000	324	2,315,250.00	5.485
	TR	BILL		08/08/24	5.145	50,000	324	2,315,250.00	5.485
	TR	BILL		08/08/24	5.145	50,000	324	2,315,250.00	5.485
	TR	BILL		08/08/24	5.145	50,000	324	2,315,250.00	5.485
	TR	BILL		08/08/24	5.145	50,000	324	2,315,250.00	5.485
	TR	BILL		08/08/24	5.145	50,000	324	2,315,250.00	5.485
	TR	BILL		08/08/24	5.145	50,000	324	2,315,250.00	5.485
	TR	BILL		08/08/24	5.145	50,000	324	2,315,250.00	5.485

INVESTMENT TRANSACTIONS

<u>DATE</u>	<u>TYPE</u>	<u>a/</u> <u>DESCRIPTION</u>	<u>CPN (%)</u>	<u>MATURITY</u> <u>DATE</u>	<u>b/</u> <u>TRANS</u> <u>YIELD (%)</u>	<u>d/</u> <u>PAR (\$)</u> <u>(000)</u>	<u>DAYS</u> <u>HELD</u>	<u>AMOUNT</u> <u>EARNED (\$)</u>	<u>EFFECTIVE</u> <u>YIELD (%)</u>
08/08/24	PURCHASES								
	CP	PROCTER		03/28/25	4.700	50,000			
	CP	PROCTER		03/28/25	4.700	50,000			
	TR	BILL		02/06/25	4.770	50,000			
	TR	BILL		02/06/25	4.770	50,000			
	TR	BILL		02/06/25	4.770	50,000			
	TR	BILL		02/06/25	4.770	50,000			
	TR	BILL		02/06/25	4.770	50,000			
	TR	BILL		02/06/25	4.770	50,000			
	TR	BILL		02/06/25	4.770	50,000			
	TR	BILL		02/06/25	4.770	50,000			
	TR	BILL		02/06/25	4.788	50,000			
	TR	BILL		02/06/25	4.788	50,000			
	TR	BILL		02/06/25	4.788	50,000			
	TR	BILL		02/06/25	4.788	50,000			
	TR	BILL		08/07/25	4.275	50,000			
	TR	BILL		08/07/25	4.275	50,000			
	TR	BILL		08/07/25	4.275	50,000			
	TR	BILL		08/07/25	4.275	50,000			
	TR	BILL		08/07/25	4.275	50,000			
	TR	BILL		08/07/25	4.275	50,000			
08/09/24	NO REDEMPTIONS								
08/09/24	PURCHASES								
	CP	SOC GEN NY		08/15/24	5.300	50,000			
	CP	SOC GEN NY		08/15/24	5.300	50,000			
	CP	SOC GEN NY		08/15/24	5.300	50,000			
	CP	SOC GEN NY		08/15/24	5.300	50,000			
	CP	SUMI TRUST		12/09/24	5.030	50,000			
	CP	SUMI TRUST		12/09/24	5.030	50,000			
	CP	THUNDER		02/10/25	4.830	50,000			
	DN	IADB		11/04/24	5.100	50,000			
	DN	IADB		11/04/24	5.100	50,000			
	DN	IFC		01/24/25	4.670	50,000			
	DN	IFC		01/24/25	4.670	50,000			
	DN	FHLB		02/27/25	4.620	50,000			
	DN	FHLB		02/27/25	4.620	50,000			
	TR	NOTE	4.375	07/31/26	4.038	50,000			
	TR	NOTE	4.375	07/31/26	4.038	50,000			
	TR	NOTE	4.375	07/31/26	4.038	50,000			
	TR	NOTE	4.375	07/31/26	4.038	50,000			
	YCD	CIBC	5.370	09/04/24	5.370	50,000			
	YCD	CIBC	5.370	09/04/24	5.370	50,000			
	YCD	KBC	5.220	10/07/24	5.220	50,000			
	YCD	KBC	5.220	10/07/24	5.220	50,000			

INVESTMENT TRANSACTIONS

<u>DATE</u>	<u>a/</u> <u>TYPE</u>	<u>DESCRIPTION</u>	<u>CPN (%)</u>	<u>MATURITY</u> <u>DATE</u>	<u>b/</u> <u>TRANS</u> <u>YIELD (%)</u>	<u>d/</u> <u>PAR (\$)</u> <u>(000)</u>	<u>DAYS</u> <u>HELD</u>	<u>AMOUNT</u> <u>EARNED (\$)</u>	<u>EFFECTIVE</u> <u>YIELD (%)</u>
08/09/24	PURCHASES (Continued)								
	YCD	MONTREAL	4.980	02/10/25	4.980	50,000			
	YCD	MONTREAL	4.980	02/10/25	4.980	50,000			
	YCD	TORONTO	5.000	02/14/25	5.000	50,000			
	YCD	TORONTO	5.000	02/14/25	5.000	50,000			
08/12/24	REDEMPTIONS								
	CD	US BANK	5.250	08/12/24	5.250	50,000	32	233,333.33	5.323
	CD	US BANK	5.250	08/12/24	5.250	50,000	32	233,333.33	5.323
	CP	MUFG BK		08/12/24	5.270	50,000	12	87,833.33	5.353
	CP	MUFG BK		08/12/24	5.270	50,000	12	87,833.33	5.353
	CP	APPLE		08/12/24	5.280	50,000	26	190,666.67	5.374
	CP	CR AG NY		08/12/24	5.310	50,000	27	199,125.00	5.405
	CP	CR AG NY		08/12/24	5.310	50,000	27	199,125.00	5.405
	CP	APPLE		08/12/24	5.280	50,000	31	227,333.33	5.378
	CP	MUFG BK		08/12/24	5.380	50,000	88	657,555.56	5.527
	CP	MUFG BK		08/12/24	5.380	50,000	88	657,555.56	5.527
	CP	MIZUHO NY		08/12/24	5.320	50,000	119	879,277.78	5.490
	CP	MIZUHO NY		08/12/24	5.320	50,000	119	879,277.78	5.490
	CP	PEPSICO		08/12/24	5.170	50,000	164	1,177,611.11	5.368
	CP	SHEFFIELD		08/12/24	5.250	50,000	179	1,305,208.33	5.481
	CP	SHEFFIELD		08/12/24	5.250	50,000	179	1,305,208.33	5.481
	DN	IADB		08/12/24	5.240	50,000	32	232,888.89	5.338
	DN	FHLB		08/12/24	5.230	50,000	35	254,236.11	5.330
	DN	FHLB		08/12/24	5.230	50,000	35	254,236.11	5.330
	DN	IADB		08/12/24	5.250	50,000	89	648,958.33	5.393
	DN	IADB		08/12/24	5.250	50,000	89	648,958.33	5.393
	DN	FNMA		08/12/24	5.090	50,000	130	919,027.78	5.257
	DN	FNMA		08/12/24	5.090	50,000	130	919,027.78	5.257
	DN	IFC		08/12/24	5.080	50,000	153	1,079,500.00	5.264
	DN	IFC		08/12/24	5.080	50,000	153	1,079,500.00	5.264
	DN	FFCB		08/12/24	5.110	50,000	171	1,213,625.00	5.324
	DN	FFCB		08/12/24	5.110	50,000	171	1,213,625.00	5.324
	DN	FHLMC		08/12/24	5.050	50,000	173	1,213,402.78	5.262
	DN	FHLMC		08/12/24	5.050	50,000	173	1,213,402.78	5.262
	DN	FFCB		08/12/24	5.050	50,000	173	1,213,402.78	5.262
	DN	FFCB		08/12/24	5.050	50,000	173	1,213,402.78	5.262
	DN	FFCB		08/12/24	5.090	50,000	174	1,230,083.33	5.305
	YCD	DNB	5.320	08/12/24	5.320	50,000	38	280,777.78	5.394
	YCD	DNB	5.320	08/12/24	5.320	50,000	38	280,777.78	5.394
	YCD	CR AG CIB	5.320	08/12/24	5.320	50,000	38	280,777.78	5.394
	YCD	CR AG CIB	5.320	08/12/24	5.320	50,000	38	280,777.78	5.394
	YCD	CR AG CIB	5.320	08/12/24	5.320	50,000	38	280,777.78	5.394
	YCD	KBC	5.380	08/12/24	5.380	50,000	61	455,805.56	5.455
	YCD	KBC	5.380	08/12/24	5.380	50,000	61	455,805.56	5.455
	YCD	NORINCHUK	5.390	08/12/24	5.390	50,000	61	456,652.78	5.465
	YCD	NORINCHUK	5.390	08/12/24	5.390	50,000	61	456,652.78	5.465

INVESTMENT TRANSACTIONS

<u>DATE</u>	<u>TYPE</u>	<u>a/</u> <u>DESCRIPTION</u>	<u>CPN (%)</u>	<u>MATURITY</u> <u>DATE</u>	<u>b/</u> <u>TRANS</u> <u>YIELD (%)</u>	<u>d/</u> <u>PAR (\$)</u> <u>(000)</u>	<u>DAYS</u> <u>HELD</u>	<u>AMOUNT</u> <u>EARNED (\$)</u>	<u>EFFECTIVE</u> <u>YIELD (%)</u>
08/13/24	PURCHASES (Continued)								
	TR	BILL		02/06/25	4.761	50,000			
	TR	BILL		02/06/25	4.761	50,000			
	YCD	SWEDBANK	5.090	12/13/24	5.090	50,000			
	YCD	SWEDBANK	5.090	12/13/24	5.090	50,000			
	YCD	CR AG CIB	4.980	01/29/25	4.980	50,000			
	YCD	CR AG CIB	4.980	01/29/25	4.980	50,000			
08/14/24	NO REDEMPTIONS								
08/14/24	PURCHASES								
	DN	IBRD		01/24/25	4.740	50,000			
	DN	IBRD		01/24/25	4.740	50,000			
	DN	IBRD		02/10/25	4.680	50,000			
	DN	IBRD		02/10/25	4.680	50,000			
	TR	BILL		12/10/24	4.995	50,000			
	TR	BILL		12/10/24	4.995	50,000			
	TR	BILL		12/10/24	4.995	50,000			
	TR	BILL		12/10/24	4.995	50,000			
	TR	BILL		12/10/24	4.995	50,000			
	YCD	NORINCHUK	5.400	09/13/24	5.400	50,000			
	YCD	NORINCHUK	5.400	09/13/24	5.400	50,000			
08/15/24	REDEMPTIONS								
	CP	SOC GEN NY		08/15/24	5.300	50,000	6	44,166.67	5.378
	CP	SOC GEN NY		08/15/24	5.300	50,000	6	44,166.67	5.378
	CP	SOC GEN NY		08/15/24	5.300	50,000	6	44,166.67	5.378
	CP	SOC GEN NY		08/15/24	5.300	50,000	6	44,166.67	5.378
	CP	JOHNSON		08/15/24	5.180	50,000	153	1,100,750.00	5.370
	CP	JOHNSON		08/15/24	5.180	50,000	153	1,100,750.00	5.370
	DEB	FHLB	1.500	08/15/24	0.414	50,000	1219	704,983.33	0.409
	DEB	FHLB	1.500	08/15/24	0.414	50,000	1219	704,983.33	0.409
	DEB	FHLB	1.500	08/15/24	0.414	50,000	1219	704,983.33	0.409
	DN	FHLMC		08/15/24	5.250	50,000	23	167,708.33	5.341
	DN	FHLMC		08/15/24	5.250	50,000	23	167,708.33	5.341
	DN	IBRD		08/15/24	5.100	50,000	141	998,750.00	5.276
	DN	IBRD		08/15/24	5.100	50,000	141	998,750.00	5.276
	DN	IBRD		08/15/24	5.100	50,000	141	998,750.00	5.276
	DN	IBRD		08/15/24	5.100	50,000	141	998,750.00	5.276
	DN	FHLB		08/15/24	5.095	50,000	164	1,160,527.78	5.289
	DN	FHLB		08/15/24	5.095	50,000	164	1,160,527.78	5.289
	TR	BILL		08/15/24	5.218	50,000	62	449,327.78	5.338
	TR	BILL		08/15/24	5.218	50,000	62	449,327.78	5.338
	TR	BILL		08/15/24	5.218	50,000	62	449,327.78	5.338

INVESTMENT TRANSACTIONS

<u>DATE</u>	<u>TYPE</u>	<u>a/</u> <u>DESCRIPTION</u>	<u>CPN (%)</u>	<u>MATURITY</u> <u>DATE</u>	<u>b/</u> <u>TRANS</u> <u>YIELD (%)</u>	<u>d/</u> <u>PAR (\$)</u> <u>(000)</u>	<u>DAYS</u> <u>HELD</u>	<u>AMOUNT</u> <u>EARNED (\$)</u>	<u>EFFECTIVE</u> <u>YIELD (%)</u>
08/15/24	REDEMPTIONS (Continued)								
	TR	BILL		08/15/24	5.220	50,000	62	449,500.00	5.341
	TR	BILL		08/15/24	5.220	50,000	62	449,500.00	5.341
	TR	BILL		08/15/24	5.220	50,000	62	449,500.00	5.341
	TR	BILL		08/15/24	5.225	50,000	62	449,930.56	5.346
	TR	BILL		08/15/24	5.225	50,000	62	449,930.56	5.346
	TR	BILL		08/15/24	5.225	50,000	62	449,930.56	5.346
	TR	BILL		08/15/24	5.125	50,000	133	946,701.39	5.296
	TR	BILL		08/15/24	5.125	50,000	133	946,701.39	5.296
	TR	BILL		08/15/24	5.125	50,000	133	946,701.39	5.296
	TR	BILL		08/15/24	5.130	50,000	133	947,625.00	5.302
	TR	BILL		08/15/24	5.130	50,000	133	947,625.00	5.302
	TR	BILL		08/15/24	5.130	50,000	133	947,625.00	5.302
	TR	BILL		08/15/24	5.130	50,000	133	947,625.00	5.302
	TR	BILL		08/15/24	5.130	50,000	133	947,625.00	5.302
	TR	BILL		08/15/24	5.130	50,000	133	947,625.00	5.302
	TR	BILL		08/15/24	5.093	50,000	147	1,039,718.75	5.273
	TR	BILL		08/15/24	5.093	50,000	147	1,039,718.75	5.273
	TR	BILL		08/15/24	5.095	50,000	147	1,040,229.17	5.276
	TR	BILL		08/15/24	5.095	50,000	147	1,040,229.17	5.276
	TR	BILL		08/15/24	5.105	50,000	156	1,106,083.33	5.293
	TR	BILL		08/15/24	5.105	50,000	156	1,106,083.33	5.293
	TR	BILL		08/15/24	5.105	50,000	156	1,106,083.33	5.293
	TR	BILL		08/15/24	5.108	50,000	156	1,106,625.00	5.296
	TR	BILL		08/15/24	5.108	50,000	156	1,106,625.00	5.296
	TR	BILL		08/15/24	5.108	50,000	156	1,106,625.00	5.296
	TR	BILL		08/15/24	5.110	50,000	156	1,107,166.67	5.298
	TR	BILL		08/15/24	5.110	50,000	156	1,107,166.67	5.298
	TR	BILL		08/15/24	5.110	50,000	156	1,107,166.67	5.298
	TR	BILL		08/15/24	5.095	50,000	163	1,153,451.39	5.288
	TR	BILL		08/15/24	5.095	50,000	163	1,153,451.39	5.288
	TR	BILL		08/15/24	5.095	50,000	163	1,153,451.39	5.288
	TR	BILL		08/15/24	5.090	50,000	168	1,187,666.67	5.301
	TR	BILL		08/15/24	5.090	50,000	168	1,187,666.67	5.301
	TR	BILL		08/15/24	5.090	50,000	168	1,187,666.67	5.301
	TR	BILL		08/15/24	5.120	50,000	171	1,216,000.00	5.335
	TR	BILL		08/15/24	5.120	50,000	171	1,216,000.00	5.335
	TR	BILL		08/15/24	5.120	50,000	171	1,216,000.00	5.335
	TR	BILL		08/15/24	5.100	50,000	176	1,246,666.67	5.318
	TR	BILL		08/15/24	5.100	50,000	176	1,246,666.67	5.318
	TR	BILL		08/15/24	5.100	50,000	176	1,246,666.67	5.318
	TR	BILL		08/15/24	5.095	50,000	177	1,252,520.83	5.313
	TR	BILL		08/15/24	5.095	50,000	177	1,252,520.83	5.313
	TR	BILL		08/15/24	5.095	50,000	177	1,252,520.83	5.313
	TR	BILL		08/15/24	5.098	50,000	177	1,253,135.42	5.316
	TR	BILL		08/15/24	5.098	50,000	177	1,253,135.42	5.316
	TR	BILL		08/15/24	5.098	50,000	177	1,253,135.42	5.316

INVESTMENT TRANSACTIONS

<u>DATE</u>	<u>TYPE</u>	<u>a/</u> <u>DESCRIPTION</u>	<u>CPN (%)</u>	<u>MATURITY</u> <u>DATE</u>	<u>b/</u> <u>TRANS</u> <u>YIELD (%)</u>	<u>d/</u> <u>PAR (\$)</u> <u>(000)</u>	<u>DAYS</u> <u>HELD</u>	<u>AMOUNT</u> <u>EARNED (\$)</u>	<u>EFFECTIVE</u> <u>YIELD (%)</u>
08/15/24	REDEMPTIONS (Continued)								
	TR	NOTE	2.375	08/15/24	5.165	50,000	192	1,342,815.89	5.194
	TR	NOTE	2.375	08/15/24	5.165	50,000	192	1,342,815.89	5.194
	TR	NOTE	2.375	08/15/24	3.272	50,000	793	3,511,977.73	3.304
	TR	NOTE	2.375	08/15/24	3.272	50,000	793	3,511,977.73	3.304
	TR	NOTE	2.375	08/15/24	3.272	50,000	793	3,511,977.73	3.304
	TR	NOTE	2.375	08/15/24	3.272	50,000	793	3,511,977.73	3.304
	TR	NOTE	2.375	08/15/24	3.272	50,000	793	3,511,977.73	3.304
	TR	NOTE	2.375	08/15/24	3.272	50,000	793	3,511,977.73	3.304
	TR	NOTE	2.375	08/15/24	3.272	50,000	793	3,511,977.73	3.304
	TR	NOTE	2.375	08/15/24	2.748	50,000	800	2,995,877.94	2.763
	TR	NOTE	2.375	08/15/24	2.748	50,000	800	2,995,877.94	2.763
	TR	NOTE	2.375	08/15/24	2.748	50,000	800	2,995,877.94	2.763
	TR	NOTE	2.375	08/15/24	1.938	50,000	882	2,356,666.52	1.936
	TR	NOTE	2.375	08/15/24	1.938	50,000	882	2,356,666.52	1.936
	TR	NOTE	2.375	08/15/24	1.938	50,000	882	2,356,666.52	1.936
	TR	NOTE	2.375	08/15/24	1.938	50,000	882	2,356,666.52	1.936
	TR	NOTE	2.375	08/15/24	1.938	50,000	882	2,356,666.52	1.936
	TR	NOTE	2.375	08/15/24	1.938	50,000	882	2,356,666.52	1.936
	TR	NOTE	2.375	08/15/24	1.938	50,000	882	2,356,666.52	1.936
	TR	NOTE	2.375	08/15/24	1.939	50,000	882	2,358,619.65	1.938
	TR	NOTE	2.375	08/15/24	1.939	50,000	882	2,358,619.65	1.938
	TR	NOTE	2.375	08/15/24	1.939	50,000	882	2,358,619.65	1.938
	TR	NOTE	0.375	08/15/24	0.589	50,000	1036	832,710.60	0.592
	TR	NOTE	0.375	08/15/24	0.589	50,000	1036	832,710.60	0.592
	TR	NOTE	0.375	08/15/24	0.589	50,000	1036	832,710.60	0.592
	TR	NOTE	0.375	08/15/24	0.589	50,000	1036	832,710.60	0.592
	TR	NOTE	0.375	08/15/24	0.589	50,000	1036	832,710.60	0.592
	TR	NOTE	0.375	08/15/24	0.589	50,000	1036	832,710.60	0.592
	TR	NOTE	0.375	08/15/24	0.589	50,000	1036	832,710.60	0.592
	TR	NOTE	0.375	08/15/24	0.438	50,000	1057	632,472.83	0.439
	TR	NOTE	0.375	08/15/24	0.438	50,000	1057	632,472.83	0.439
	TR	NOTE	0.375	08/15/24	0.438	50,000	1057	632,472.83	0.439
	TR	NOTE	0.375	08/15/24	0.438	50,000	1057	632,472.83	0.439
	TR	NOTE	0.375	08/15/24	0.438	50,000	1057	632,472.83	0.439
	TR	NOTE	0.375	08/15/24	0.438	50,000	1057	632,472.83	0.439
	TR	NOTE	0.375	08/15/24	0.438	50,000	1057	632,472.83	0.439
	TR	NOTE	0.375	08/15/24	0.438	50,000	1057	632,472.83	0.439
	TR	NOTE	0.375	08/15/24	0.438	50,000	1057	632,472.83	0.439
	TR	NOTE	0.375	08/15/24	0.436	50,000	1091	649,796.20	0.437
	TR	NOTE	0.375	08/15/24	0.436	50,000	1091	649,796.20	0.437
	TR	NOTE	0.375	08/15/24	0.436	50,000	1091	649,796.20	0.437
	TR	NOTE	0.375	08/15/24	0.421	50,000	1094	629,840.35	0.422
	TR	NOTE	0.375	08/15/24	0.421	50,000	1094	629,840.35	0.422
	TR	NOTE	0.375	08/15/24	0.421	50,000	1094	629,840.35	0.422
	TR	NOTE	0.375	08/15/24	0.421	50,000	1094	629,840.35	0.422
	TR	NOTE	0.375	08/15/24	0.421	50,000	1094	629,840.35	0.422
	TR	NOTE	0.375	08/15/24	0.421	50,000	1094	629,840.35	0.422
	TR	NOTE	0.375	08/15/24	0.421	50,000	1094	629,840.35	0.422

INVESTMENT TRANSACTIONS

<u>DATE</u>	<u>TYPE</u>	<u>a/</u> <u>DESCRIPTION</u>	<u>CPN (%)</u>	<u>MATURITY</u> <u>DATE</u>	<u>b/</u> <u>TRANS</u> <u>YIELD (%)</u>	<u>d/</u> <u>PAR (\$)</u> <u>(000)</u>	<u>DAYS</u> <u>HELD</u>	<u>AMOUNT</u> <u>EARNED (\$)</u>	<u>EFFECTIVE</u> <u>YIELD (%)</u>
08/15/24	PURCHASES								
	CP	SHEFFIELD		02/14/25	4.920	50,000			
	TR	BILL		12/10/24	5.008	50,000			
	TR	BILL		12/10/24	5.008	50,000			
	TR	BILL		12/10/24	5.008	50,000			
	TR	BILL		12/10/24	5.008	50,000			
	TR	BILL		12/10/24	5.008	50,000			
	TR	BILL		12/10/24	5.008	50,000			
	TR	BILL		02/13/25	4.809	50,000			
	TR	BILL		02/13/25	4.809	50,000			
	TR	BILL		02/13/25	4.809	50,000			
	TR	BILL		02/13/25	4.810	50,000			
	TR	BILL		02/13/25	4.810	50,000			
	TR	BILL		02/13/25	4.810	50,000			
	TR	BILL		02/13/25	4.810	50,000			
	TR	BILL		02/13/25	4.810	50,000			
	TR	BILL		02/13/25	4.810	50,000			
	TR	BILL		02/13/25	4.810	50,000			
08/16/24	NO REDEMPTIONS								
08/16/24	PURCHASES								
	CP	APPLE		09/23/24	5.290	50,000			
	CP	APPLE		09/23/24	5.290	50,000			
	CP	MUFG BK		12/30/24	5.100	50,000			
	CP	MUFG BK		12/30/24	5.100	50,000			
	DN	FHLB		01/24/25	4.830	50,000			
	DN	FHLB		03/26/25	4.565	50,000			
	DN	FHLB		03/26/25	4.565	50,000			
	TR	NOTE	3.750	08/15/27	3.903	50,000			
	TR	NOTE	3.750	08/15/27	3.903	50,000			
	TR	NOTE	3.750	08/15/27	3.903	50,000			
08/19/24	NO REDEMPTIONS								
08/19/24	PURCHASES								
	TR	BILL		02/13/25	4.790	50,000			
	TR	BILL		02/13/25	4.790	50,000			
	TR	BILL		02/13/25	4.790	50,000			
	TR	BILL		02/13/25	4.790	50,000			
	TR	BILL		02/13/25	4.790	50,000			
08/20/24	NO REDEMPTIONS								

INVESTMENT TRANSACTIONS

<u>DATE</u>	<u>TYPE</u>	<u>a/</u> <u>DESCRIPTION</u>	<u>CPN (%)</u>	<u>MATURITY</u> <u>DATE</u>	<u>b/</u> <u>TRANS</u> <u>YIELD (%)</u>	<u>d/</u> <u>PAR (\$)</u> <u>(000)</u>	<u>DAYS</u> <u>HELD</u>	<u>AMOUNT</u> <u>EARNED (\$)</u>	<u>EFFECTIVE</u> <u>YIELD (%)</u>
08/20/24	PURCHASES								
	CD	US BANK	5.250	08/30/24	5.250	50,000			
	CD	US BANK	5.250	08/30/24	5.250	50,000			
	CP	RABO NY		08/28/24	5.300	50,000			
	CP	RABO NY		08/28/24	5.300	50,000			
	CP	MUFG BK		09/26/24	5.280	50,000			
	CP	MUFG BK		09/26/24	5.280	50,000			
	CP	CR AG NY		11/15/24	5.130	50,000			
	CP	CR AG NY		11/15/24	5.130	50,000			
	DN	FHLB		02/10/25	4.680	50,000			
	DN	FHLB		02/10/25	4.680	50,000			
	DN	FHLB		02/14/25	4.680	50,000			
	DN	FHLB		02/14/25	4.680	50,000			
	DN	FHLB		03/26/25	4.565	50,000			
	DN	FHLB		03/26/25	4.565	50,000			
	DN	FHLB		03/28/25	4.565	50,000			
	DN	FHLB		03/28/25	4.565	50,000			
	TR	NOTE	4.375	07/31/26	4.062	50,000			
	TR	NOTE	4.375	07/31/26	4.062	50,000			
	TR	NOTE	4.375	07/31/26	4.062	50,000			
	YCD	DNB	5.300	08/28/24	5.300	50,000			
	YCD	DNB	5.300	08/28/24	5.300	50,000			
	YCD	SVENSKA	5.190	11/22/24	5.190	50,000			
	YCD	SVENSKA	5.190	11/22/24	5.190	50,000			
08/21/24	NO REDEMPTIONS								
08/21/24	PURCHASES								
	CP	MUFG BK		08/29/24	5.260	50,000			
	CP	MUFG BK		08/29/24	5.260	50,000			
	CP	APPLE		10/15/24	5.200	50,000			
	CP	APPLE		10/15/24	5.200	50,000			
	CP	BOFA		04/28/25	4.680	50,000			
	CP	BOFA		04/28/25	4.680	50,000			
	DN	FHLMC		12/30/24	4.780	50,000			
	DN	FHLMC		12/30/24	4.780	50,000			
	TR	BILL		12/17/24	4.940	50,000			
	TR	BILL		12/17/24	4.940	50,000			
	TR	BILL		12/17/24	4.940	50,000			
	TR	BILL		12/17/24	4.940	50,000			
	TR	BILL		12/17/24	4.940	50,000			
	TR	BILL		12/17/24	4.940	50,000			
	YCD	NORINCHUK	5.380	09/26/24	5.380	50,000			
	YCD	NORINCHUK	5.380	09/26/24	5.380	50,000			
	YCD	BNP	4.850	03/28/25	4.850	50,000			
	YCD	BNP	4.850	03/28/25	4.850	50,000			

INVESTMENT TRANSACTIONS

<u>DATE</u>	<u>TYPE</u>	<u>a/</u> <u>DESCRIPTION</u>	<u>CPN (%)</u>	<u>MATURITY</u> <u>DATE</u>	<u>b/</u> <u>TRANS</u> <u>YIELD (%)</u>	<u>d/</u> <u>PAR (\$)</u> <u>(000)</u>	<u>DAYS</u> <u>HELD</u>	<u>AMOUNT</u> <u>EARNED (\$)</u>	<u>EFFECTIVE</u> <u>YIELD (%)</u>
08/21/24	PURCHASES (Continued)								
	YCD	RB CANADA	4.680	06/02/25	4.680	50,000			
	YCD	RB CANADA	4.680	06/02/25	4.680	50,000			
08/22/24	REDEMPTIONS								
	CP	APPLE		08/22/24	5.290	50,000	24	176,333.33	5.382
	CP	APPLE		08/22/24	5.290	50,000	24	176,333.33	5.382
	CP	CR AG NY		08/22/24	5.310	50,000	30	221,250.00	5.408
	CP	CR AG NY		08/22/24	5.310	50,000	30	221,250.00	5.408
	TR	BILL		08/22/24	5.226	50,000	69	500,825.00	5.352
	TR	BILL		08/22/24	5.226	50,000	69	500,825.00	5.352
	TR	BILL		08/22/24	5.226	50,000	69	500,825.00	5.352
	TR	BILL		08/22/24	5.120	50,000	182	1,294,222.22	5.344
	TR	BILL		08/22/24	5.120	50,000	182	1,294,222.22	5.344
	TR	BILL		08/22/24	5.120	50,000	182	1,294,222.22	5.344
	TR	BILL		08/22/24	5.120	50,000	182	1,294,222.22	5.344
	TR	BILL		08/22/24	5.120	50,000	182	1,294,222.22	5.344
	TR	BILL		08/22/24	5.120	50,000	182	1,294,222.22	5.344
	TR	BILL		08/22/24	5.120	50,000	182	1,294,222.22	5.344
	TR	BILL		08/22/24	5.120	50,000	182	1,294,222.22	5.344
	TR	BILL		08/22/24	5.120	50,000	182	1,294,222.22	5.344
	YCD	SWEDBANK	5.360	08/22/24	5.360	50,000	98	729,555.56	5.434
	YCD	SWEDBANK	5.360	08/22/24	5.360	50,000	98	729,555.56	5.434
08/22/24	PURCHASES								
	CP	SOC GEN NY		03/26/25	4.750	50,000			
	CP	SOC GEN NY		03/26/25	4.750	50,000			
	CP	ING FDL		03/26/25	4.770	50,000			
	CP	ING FDL		03/26/25	4.770	50,000			
	DEB	FHLB	4.820	02/27/25	4.822	50,000			
	DEB	FHLB	4.820	02/27/25	4.822	50,000			
	DN	FHLB		01/24/25	4.740	50,000			
	DN	FHLB		01/24/25	4.740	50,000			
	DN	FHLB		01/29/25	4.715	50,000			
	DN	FHLB		01/29/25	4.715	50,000			
	TR	BILL		02/06/25	4.740	50,000			
	TR	BILL		02/06/25	4.740	50,000			
	TR	BILL		02/06/25	4.740	50,000			
	TR	BILL		02/06/25	4.740	50,000			
	TR	BILL		02/13/25	4.728	50,000			
	TR	BILL		02/13/25	4.728	50,000			
	TR	BILL		02/13/25	4.728	50,000			
	TR	BILL		02/13/25	4.735	50,000			
	TR	BILL		02/13/25	4.735	50,000			
	TR	BILL		02/13/25	4.735	50,000			

INVESTMENT TRANSACTIONS

<u>DATE</u>	<u>TYPE</u>	<u>a/</u> <u>DESCRIPTION</u>	<u>CPN (%)</u>	<u>MATURITY</u> <u>DATE</u>	<u>b/</u> <u>TRANS</u> <u>YIELD (%)</u>	<u>d/</u> <u>PAR (\$)</u> <u>(000)</u>	<u>DAYS</u> <u>HELD</u>	<u>AMOUNT</u> <u>EARNED (\$)</u>	<u>EFFECTIVE</u> <u>YIELD (%)</u>
08/22/24	PURCHASES (Continued)								
	YCD	NATIXIS	4.980	02/10/25	4.980	50,000			
	YCD	NATIXIS	4.980	02/10/25	4.980	50,000			
08/23/24	NO REDEMPTIONS								
08/23/24	PURCHASES								
	CB	WELLS FGO	3.550	09/29/25	4.669	50,000			
	CB	WELLS FGO	3.550	09/29/25	4.669	25,000			
	CP	BNP NY		08/27/24	5.300	50,000			
	CP	BNP NY		08/27/24	5.300	50,000			
	CP	BNP NY		08/27/24	5.300	50,000			
	CP	BNP NY		08/27/24	5.300	50,000			
	CP	RABO NY		08/29/24	5.300	50,000			
	CP	RABO NY		08/29/24	5.300	50,000			
	CP	RABO NY		08/29/24	5.300	50,000			
	CP	RABO NY		08/29/24	5.300	50,000			
	CP	GTA		11/22/24	5.160	50,000			
	CP	CR AG NY		12/09/24	5.040	50,000			
	CP	CR AG NY		12/09/24	5.040	50,000			
	DN	FFCB		02/10/25	4.650	50,000			
	DN	FFCB		02/10/25	4.650	50,000			
	DN	FFCB		02/10/25	4.650	50,000			
	TR	BILL		12/10/24	4.920	50,000			
	TR	BILL		12/10/24	4.920	50,000			
	YCD	DNB	5.220	10/04/24	5.220	50,000			
	YCD	DNB	5.220	10/04/24	5.220	50,000			
08/26/24	REDEMPTIONS								
	CP	NYLIFE STF		08/26/24	5.370	50,000	61	454,958.33	5.495
	CP	CHARIOT		08/26/24	5.360	50,000	77	573,222.22	5.497
	CP	ATLANTIC		08/26/24	5.360	50,000	84	625,333.33	5.503
	CP	THUNDER		08/26/24	5.360	50,000	103	766,777.78	5.519
	CP	THUNDER		08/26/24	5.360	50,000	104	774,222.22	5.520
	CP	LIBERTY		08/26/24	5.350	50,000	124	921,388.89	5.526
	DN	FHLB		08/26/24	5.085	50,000	151	1,066,437.50	5.268
	DN	FHLB		08/26/24	5.085	50,000	151	1,066,437.50	5.268
	YCD	CR AG CIB	5.320	08/26/24	5.320	50,000	28	206,888.89	5.394
	YCD	CR AG CIB	5.320	08/26/24	5.320	50,000	28	206,888.89	5.394
	YCD	KBC	5.380	08/26/24	5.380	50,000	66	493,166.67	5.455
	YCD	KBC	5.380	08/26/24	5.380	50,000	66	493,166.67	5.455

INVESTMENT TRANSACTIONS

<u>DATE</u>	<u>TYPE</u>	<u>a/</u> <u>DESCRIPTION</u>	<u>CPN (%)</u>	<u>MATURITY</u> <u>DATE</u>	<u>b/</u> <u>TRANS</u> <u>YIELD (%)</u>	<u>d/</u> <u>PAR (\$)</u> <u>(000)</u>	<u>DAYS</u> <u>HELD</u>	<u>AMOUNT</u> <u>EARNED (\$)</u>	<u>EFFECTIVE</u> <u>YIELD (%)</u>
08/27/24	REDEMPTIONS (Continued)								
	TR	BILL		08/27/24	5.243	50,000	119	866,551.39	5.410
	TR	BILL		08/27/24	5.243	50,000	119	866,551.39	5.410
	TR	BILL		08/27/24	5.243	50,000	119	866,551.39	5.410
08/27/24	PURCHASES								
	CP	PACLIFE STF		12/09/24	5.080	50,000			
	CP	SCOTIA NY		04/28/25	4.590	50,000			
	CP	SCOTIA NY		04/28/25	4.590	50,000			
	DN	FFCB		03/26/25	4.510	50,000			
	DN	FFCB		03/26/25	4.510	50,000			
	DN	FHLB		03/26/25	4.515	50,000			
	DN	FHLB		03/26/25	4.515	50,000			
	DN	FHLB		03/28/25	4.515	50,000			
	DN	FHLB		03/28/25	4.515	50,000			
	TR	BILL		12/24/24	4.915	50,000			
	TR	BILL		12/24/24	4.915	50,000			
	TR	BILL		12/24/24	4.915	50,000			
	TR	BILL		12/24/24	4.920	50,000			
	TR	BILL		12/24/24	4.920	50,000			
	TR	BILL		12/24/24	4.920	50,000			
	TR	BILL		12/24/24	4.920	50,000			
	TR	BILL		12/24/24	4.920	50,000			
	TR	BILL		12/24/24	4.920	50,000			
	TR	BILL		12/24/24	4.920	50,000			
	TR	BILL		12/24/24	4.920	50,000			
	TR	BILL		12/24/24	4.920	50,000			
	TR	BILL		12/24/24	4.920	50,000			
	TR	BILL		12/24/24	4.925	50,000			
	TR	BILL		12/24/24	4.925	50,000			
	TR	BILL		12/24/24	4.925	50,000			
	TR	BILL		12/24/24	4.925	50,000			
08/28/24	REDEMPTIONS								
	CP	RABO NY		08/28/24	5.300	50,000	8	58,888.89	5.380
	CP	RABO NY		08/28/24	5.300	50,000	8	58,888.89	5.380
	CP	APPLE		08/28/24	5.300	50,000	56	412,222.22	5.418
	DEB	IBRD	1.500	08/28/24	0.380	50,000	1171	621,716.67	0.374
	DEB	IBRD	1.500	08/28/24	0.380	50,000	1171	621,716.67	0.374
	DEB	IBRD	1.500	08/28/24	0.446	50,000	1196	744,216.67	0.439
	YCD	DNB	5.300	08/28/24	5.300	50,000	8	58,888.89	5.374
	YCD	DNB	5.300	08/28/24	5.300	50,000	8	58,888.89	5.374
	YCD	NB CANADA	5.590	08/28/24	5.590	50,000	289	2,243,763.89	5.683
	YCD	NB CANADA	5.590	08/28/24	5.590	50,000	289	2,243,763.89	5.683
	YCD	CB AUS	5.790	08/28/24	5.790	50,000	376	3,023,666.67	5.887
	YCD	CB AUS	5.790	08/28/24	5.790	50,000	376	3,023,666.67	5.887

INVESTMENT TRANSACTIONS

<u>DATE</u>	<u>TYPE</u>	<u>a/</u> <u>DESCRIPTION</u>	<u>CPN (%)</u>	<u>MATURITY</u> <u>DATE</u>	<u>b/</u> <u>TRANS</u> <u>YIELD (%)</u>	<u>d/</u> <u>PAR (\$)</u> <u>(000)</u>	<u>DAYS</u> <u>HELD</u>	<u>AMOUNT</u> <u>EARNED (\$)</u>	<u>EFFECTIVE</u> <u>YIELD (%)</u>
08/28/24	PURCHASES								
	CP	BOFA		03/28/25	4.710	50,000			
	CP	BOFA		03/28/25	4.710	50,000			
	DN	FHLB		03/26/25	4.480	50,000			
	DN	FHLB		03/26/25	4.480	50,000			
	TR	BILL		12/24/24	4.900	50,000			
	TR	BILL		12/24/24	4.900	50,000			
	TR	BILL		12/24/24	4.900	50,000			
	TR	BILL		12/24/24	4.901	50,000			
	TR	BILL		12/24/24	4.901	50,000			
	TR	BILL		12/24/24	4.901	50,000			
	YCD	MUFG BK	5.250	09/26/24	5.250	50,000			
	YCD	MUFG BK	5.250	09/26/24	5.250	50,000			
	YCD	NB CANADA	4.620	04/28/25	4.620	50,000			
	YCD	NB CANADA	4.620	04/28/25	4.620	50,000			
08/29/24	REDEMPTIONS								
	CP	RABO NY		08/29/24	5.300	50,000	6	44,166.67	5.378
	CP	RABO NY		08/29/24	5.300	50,000	6	44,166.67	5.378
	CP	RABO NY		08/29/24	5.300	50,000	6	44,166.67	5.378
	CP	RABO NY		08/29/24	5.300	50,000	6	44,166.67	5.378
	CP	MUFG BK		08/29/24	5.260	50,000	8	58,444.44	5.339
	CP	MUFG BK		08/29/24	5.260	50,000	8	58,444.44	5.339
	TR	BILL		08/29/24	5.220	50,000	73	529,250.00	5.349
	TR	BILL		08/29/24	5.220	50,000	73	529,250.00	5.349
	TR	BILL		08/29/24	5.220	50,000	73	529,250.00	5.349
	TR	BILL		08/29/24	5.223	50,000	73	529,554.17	5.352
	TR	BILL		08/29/24	5.223	50,000	73	529,554.17	5.352
	TR	BILL		08/29/24	5.223	50,000	73	529,554.17	5.352
	TR	BILL		08/29/24	5.096	50,000	146	1,033,355.56	5.276
	TR	BILL		08/29/24	5.096	50,000	146	1,033,355.56	5.276
	TR	BILL		08/29/24	5.096	50,000	146	1,033,355.56	5.276
	TR	BILL		08/29/24	5.100	50,000	146	1,034,166.67	5.280
	TR	BILL		08/29/24	5.100	50,000	146	1,034,166.67	5.280
	TR	BILL		08/29/24	5.100	50,000	146	1,034,166.67	5.280
	TR	BILL		08/29/24	5.090	50,000	178	1,258,361.11	5.294
	TR	BILL		08/29/24	5.090	50,000	178	1,258,361.11	5.294
	TR	BILL		08/29/24	5.090	50,000	178	1,258,361.11	5.294
08/29/24	PURCHASES								
	CP	GTA		02/21/25	4.790	50,000			
	DN	FHLB		01/27/25	4.705	50,000			
	DN	FHLB		01/27/25	4.705	50,000			
	DN	FHLB		03/21/25	4.520	50,000			
	DN	FHLB		03/21/25	4.520	50,000			

INVESTMENT TRANSACTIONS

<u>DATE</u>	<u>a/</u> <u>TYPE</u>	<u>DESCRIPTION</u>	<u>CPN (%)</u>	<u>MATURITY</u> <u>DATE</u>	<u>b/</u> <u>TRANS</u> <u>YIELD (%)</u>	<u>d/</u> <u>PAR (\$)</u> <u>(000)</u>	<u>DAYS</u> <u>HELD</u>	<u>AMOUNT</u> <u>EARNED (\$)</u>	<u>EFFECTIVE</u> <u>YIELD (%)</u>
08/29/24	PURCHASES (Continued)								
	DN	FHLB		03/24/25	4.495	50,000			
	DN	FHLB		03/24/25	4.495	50,000			
	DN	FHLB		03/24/25	4.495	50,000			
	DN	FHLB		03/24/25	4.495	50,000			
	DN	FHLB		06/02/25	4.250	50,000			
	DN	FHLB		06/02/25	4.250	50,000			
	TR	BILL		02/13/25	4.675	50,000			
	TR	BILL		02/13/25	4.675	50,000			
	TR	BILL		02/13/25	4.675	50,000			
	TR	BILL		02/13/25	4.678	50,000			
	TR	BILL		02/13/25	4.678	50,000			
	TR	BILL		02/13/25	4.678	50,000			
	TR	BILL		02/13/25	4.683	50,000			
	TR	BILL		02/13/25	4.683	50,000			
	TR	BILL		02/13/25	4.683	50,000			
	TR	BILL		02/13/25	4.683	50,000			
	TR	BILL		02/27/25	4.655	50,000			
	TR	BILL		02/27/25	4.655	50,000			
	TR	BILL		02/27/25	4.655	50,000			
	TR	BILL		02/27/25	4.655	50,000			
	TR	BILL		02/27/25	4.655	50,000			
	TR	BILL		02/27/25	4.655	50,000			
	TR	BILL		02/27/25	4.665	50,000			
	TR	BILL		02/27/25	4.665	50,000			
	TR	BILL		02/27/25	4.670	50,000			
	TR	BILL		02/27/25	4.670	50,000			
08/30/24	REDEMPTIONS								
	CD	US BANK	5.250	08/30/24	5.250	50,000	10	72,916.67	5.323
	CD	US BANK	5.250	08/30/24	5.250	50,000	10	72,916.67	5.323
	CP	JUPITER		08/30/24	5.380	50,000	126	941,500.00	5.559
	CP	JUPITER		08/30/24	5.380	50,000	126	941,500.00	5.559
	CP	NATIXIS NY		08/30/24	5.270	50,000	168	1,229,666.67	5.478
	CP	NATIXIS NY		08/30/24	5.270	50,000	168	1,229,666.67	5.478
	CP	OLD LINE		08/30/24	5.240	50,000	171	1,244,500.00	5.448
	CP	OLD LINE		08/30/24	5.240	50,000	171	1,244,500.00	5.448
	CP	COCA COLA		08/30/24	5.160	50,000	176	1,261,333.33	5.367
	CP	COCA COLA		08/30/24	5.160	50,000	176	1,261,333.33	5.367
	CP	RBC NY		08/30/24	5.200	50,000	190	1,372,222.22	5.436
	CP	RBC NY		08/30/24	5.200	50,000	190	1,372,222.22	5.436
	CP	ING FDL		08/30/24	5.190	50,000	196	1,412,833.33	5.430
	CP	ING FDL		08/30/24	5.190	50,000	196	1,412,833.33	5.430
	CP	TOYOTA		08/30/24	5.160	50,000	200	1,433,333.33	5.401
	CP	TOYOTA		08/30/24	5.160	50,000	200	1,433,333.33	5.401
	CP	SOC GEN NY		08/30/24	5.140	50,000	205	1,463,472.22	5.383
	CP	SOC GEN NY		08/30/24	5.140	50,000	205	1,463,472.22	5.383

INVESTMENT TRANSACTIONS

<u>DATE</u>	<u>a/</u> <u>TYPE</u>	<u>DESCRIPTION</u>	<u>CPN (%)</u>	<u>MATURITY</u> <u>DATE</u>	<u>b/</u> <u>TRANS</u> <u>YIELD (%)</u>	<u>d/</u> <u>PAR (\$)</u> <u>(000)</u>	<u>DAYS</u> <u>HELD</u>	<u>AMOUNT</u> <u>EARNED (\$)</u>	<u>EFFECTIVE</u> <u>YIELD (%)</u>
08/30/24	REDEMPTIONS (Continued)								
	DN	FNMA		08/30/24	5.200	50,000	74	534,444.44	5.329
	DN	FNMA		08/30/24	5.200	50,000	74	534,444.44	5.329
	DN	FNMA		08/30/24	5.125	50,000	134	953,819.44	5.297
	DN	FNMA		08/30/24	5.125	50,000	134	953,819.44	5.297
	DN	FHLB		08/30/24	5.150	50,000	140	1,001,388.89	5.328
	DN	FHLB		08/30/24	5.150	50,000	140	1,001,388.89	5.328
	DN	FNMA		08/30/24	5.070	50,000	148	1,042,166.67	5.250
	DN	FNMA		08/30/24	5.070	50,000	148	1,042,166.67	5.250
	DN	FHLB		08/30/24	5.080	50,000	156	1,100,666.67	5.266
	DN	FHLB		08/30/24	5.080	50,000	156	1,100,666.67	5.266
	DN	FHLB		08/30/24	5.085	50,000	157	1,108,812.50	5.273
	DN	FHLB		08/30/24	5.085	50,000	157	1,108,812.50	5.273
	DN	FHLB		08/30/24	5.065	50,000	162	1,139,625.00	5.255
	DN	FHLB		08/30/24	5.065	50,000	162	1,139,625.00	5.255
	DN	FHLB		08/30/24	5.080	50,000	170	1,199,444.44	5.277
	DN	FHLB		08/30/24	5.080	50,000	170	1,199,444.44	5.277
	DN	IBRD		08/30/24	5.000	50,000	171	1,187,500.00	5.193
	DN	IBRD		08/30/24	5.000	50,000	171	1,187,500.00	5.193
	DN	IBRD		08/30/24	5.000	50,000	171	1,187,500.00	5.193
	DN	IFC		08/30/24	5.090	50,000	176	1,244,222.22	5.292
	DN	IFC		08/30/24	5.090	50,000	176	1,244,222.22	5.292
	DN	FHLB		08/30/24	5.090	50,000	186	1,314,916.67	5.315
	DN	FHLB		08/30/24	5.090	50,000	186	1,314,916.67	5.315
	DN	FFCB		08/30/24	5.050	50,000	189	1,325,625.00	5.274
	DN	FFCB		08/30/24	5.050	50,000	189	1,325,625.00	5.274
	DN	FNMA		08/30/24	5.000	50,000	190	1,319,444.44	5.221
	DN	FNMA		08/30/24	5.000	50,000	190	1,319,444.44	5.221
	DN	IBRD		08/30/24	5.050	50,000	190	1,332,638.89	5.275
	DN	IBRD		08/30/24	5.050	50,000	190	1,332,638.89	5.275
	DN	IBRD		08/30/24	5.050	50,000	190	1,332,638.89	5.275
	DN	IBRD		08/30/24	5.050	50,000	190	1,332,638.89	5.275
	DN	FHLB		08/30/24	5.040	50,000	191	1,337,000.00	5.265
	DN	FHLB		08/30/24	5.040	50,000	191	1,337,000.00	5.265
	DN	FHLB		08/30/24	5.050	50,000	192	1,346,666.67	5.276
	DN	FHLB		08/30/24	5.050	50,000	192	1,346,666.67	5.276
	DN	FHLB		08/30/24	5.055	50,000	198	1,390,125.00	5.286
	DN	FHLB		08/30/24	5.055	50,000	198	1,390,125.00	5.286
	DN	FHLB		08/30/24	5.060	50,000	199	1,398,527.78	5.292
	DN	FHLB		08/30/24	5.060	50,000	199	1,398,527.78	5.292
	DN	FFCB		08/30/24	4.910	50,000	205	1,397,986.11	5.135
	DN	FFCB		08/30/24	4.910	50,000	205	1,397,986.11	5.135
	DN	FHLB		08/30/24	4.975	50,000	207	1,430,312.50	5.207
	DN	FHLB		08/30/24	4.975	50,000	207	1,430,312.50	5.207
	YCD	DNB	5.320	08/30/24	5.320	50,000	32	236,444.44	5.394
	YCD	DNB	5.320	08/30/24	5.320	50,000	32	236,444.44	5.394
	YCD	NORINCHUK	5.400	08/30/24	5.400	50,000	32	240,000.00	5.475
	YCD	NORINCHUK	5.400	08/30/24	5.400	50,000	32	240,000.00	5.475

INVESTMENT TRANSACTIONS

<u>DATE</u>	<u>a/</u> <u>TYPE</u>	<u>DESCRIPTION</u>	<u>CPN (%)</u>	<u>MATURITY</u> <u>DATE</u>	<u>b/</u> <u>TRANS</u> <u>YIELD (%)</u>	<u>d/</u> <u>PAR (\$)</u> <u>(000)</u>	<u>DAYS</u> <u>HELD</u>	<u>AMOUNT</u> <u>EARNED (\$)</u>	<u>EFFECTIVE</u> <u>YIELD (%)</u>
08/30/24	REDEMPTIONS (Continued)								
	YCD	MIZUHO	5.440	08/30/24	5.440	50,000	126	952,000.00	5.516
	YCD	MIZUHO	5.440	08/30/24	5.440	50,000	126	952,000.00	5.516
	YCD	MUFG BK	5.470	08/30/24	5.470	50,000	126	957,250.00	5.546
	YCD	MUFG BK	5.470	08/30/24	5.470	50,000	126	957,250.00	5.546
	YCD	MUFG BK	5.470	08/30/24	5.470	50,000	126	957,250.00	5.546
	YCD	NORDEA ABP	5.330	08/30/24	5.330	50,000	189	1,399,125.00	5.419
	YCD	NORDEA ABP	5.330	08/30/24	5.330	50,000	189	1,399,125.00	5.419
	YCD	MONTREAL	5.420	08/30/24	5.420	50,000	189	1,422,750.00	5.510
	YCD	MONTREAL	5.420	08/30/24	5.420	50,000	189	1,422,750.00	5.510
	YCD	TORONTO	5.380	08/30/24	5.380	50,000	190	1,419,722.22	5.470
	YCD	TORONTO	5.380	08/30/24	5.380	50,000	190	1,419,722.22	5.470
	YCD	BNP	5.340	08/30/24	5.340	50,000	192	1,424,000.00	5.429
	YCD	BNP	5.340	08/30/24	5.340	50,000	192	1,424,000.00	5.429
	YCD	SE BANKEN	5.300	08/30/24	5.300	50,000	199	1,464,861.11	5.388
	YCD	SE BANKEN	5.300	08/30/24	5.300	50,000	199	1,464,861.11	5.388
	YCD	CIC	5.290	08/30/24	5.290	50,000	200	1,469,444.44	5.378
	YCD	CIC	5.290	08/30/24	5.290	50,000	200	1,469,444.44	5.378
	YCD	NATIXIS	5.370	08/30/24	5.370	50,000	207	1,543,875.00	5.460
	YCD	NATIXIS	5.370	08/30/24	5.370	50,000	207	1,543,875.00	5.460
08/30/24	PURCHASE								
	DN	FFCB		03/10/25	4.500	50,000			
08/31/24	REDEMPTIONS								
	TR	NOTE	3.250	08/31/24	4.119	50,000	709	3,953,977.46	4.149
	TR	NOTE	3.250	08/31/24	4.119	50,000	709	3,953,977.46	4.149
	TR	NOTE	3.250	08/31/24	4.119	50,000	709	3,953,977.46	4.149
	TR	NOTE	3.250	08/31/24	4.130	50,000	709	3,963,743.09	4.266
	TR	NOTE	3.250	08/31/24	4.130	50,000	709	3,963,743.09	4.266
	TR	NOTE	3.250	08/31/24	4.130	50,000	709	3,963,743.09	4.266
	TR	NOTE	3.250	08/31/24	3.948	50,000	712	3,813,147.44	3.972
	TR	NOTE	3.250	08/31/24	3.948	50,000	712	3,813,147.44	3.972
	TR	NOTE	3.250	08/31/24	3.948	50,000	712	3,813,147.44	3.972
	TR	NOTE	3.250	08/31/24	3.834	50,000	716	3,729,540.75	3.855
	TR	NOTE	3.250	08/31/24	3.834	50,000	716	3,729,540.75	3.855
	TR	NOTE	3.250	08/31/24	3.549	50,000	717	3,468,404.70	3.566
	TR	NOTE	3.250	08/31/24	3.549	50,000	717	3,468,404.70	3.566
	TR	NOTE	3.250	08/31/24	3.549	50,000	717	3,468,404.70	3.566
	TR	NOTE	3.250	08/31/24	3.549	50,000	717	3,468,404.70	3.566
	TR	NOTE	3.250	08/31/24	3.549	50,000	717	3,468,404.70	3.566
	TR	NOTE	3.250	08/31/24	3.549	50,000	717	3,468,404.70	3.566
	TR	NOTE	3.250	08/31/24	3.405	50,000	731	3,398,437.50	3.413
	TR	NOTE	3.250	08/31/24	3.405	50,000	731	3,398,437.50	3.413
	TR	NOTE	3.250	08/31/24	3.405	50,000	731	3,398,437.50	3.413

INVESTMENT TRANSACTIONS

<u>DATE</u>	<u>TYPE</u>	<u>a/</u> <u>DESCRIPTION</u>	<u>CPN (%)</u>	<u>MATURITY</u> <u>DATE</u>	<u>b/</u> <u>TRANS</u> <u>YIELD (%)</u>	<u>d/</u> <u>PAR (\$)</u> <u>(000)</u>	<u>DAYS</u> <u>HELD</u>	<u>AMOUNT</u> <u>EARNED (\$)</u>	<u>EFFECTIVE</u> <u>YIELD (%)</u>
08/31/24	REDEMPTIONS (Continued)								
	TR	NOTE	3.250	08/31/24	3.405	50,000	731	3,398,437.50	3.413
	TR	NOTE	3.250	08/31/24	3.405	50,000	731	3,398,437.50	3.413
	TR	NOTE	3.250	08/31/24	3.405	50,000	731	3,398,437.50	3.413
	TR	NOTE	3.250	08/31/24	3.425	50,000	731	3,417,968.75	3.434
	TR	NOTE	3.250	08/31/24	3.425	50,000	731	3,417,968.75	3.434
	TR	NOTE	3.250	08/31/24	3.425	50,000	731	3,417,968.75	3.434
	TR	NOTE	3.250	08/31/24	3.425	50,000	731	3,417,968.75	3.434
	TR	NOTE	3.250	08/31/24	3.425	50,000	731	3,417,968.75	3.434
	TR	NOTE	3.250	08/31/24	3.425	50,000	731	3,417,968.75	3.434
	TR	NOTE	3.250	08/31/24	3.429	50,000	731	3,421,875.00	3.438
	TR	NOTE	3.250	08/31/24	3.429	50,000	731	3,421,875.00	3.438
	TR	NOTE	3.250	08/31/24	3.429	50,000	731	3,421,875.00	3.438
	TR	NOTE	3.250	08/31/24	3.429	50,000	731	3,421,875.00	3.438
	TR	NOTE	3.250	08/31/24	3.429	50,000	731	3,421,875.00	3.438
	TR	NOTE	3.250	08/31/24	3.429	50,000	731	3,421,875.00	3.438
	TR	NOTE	1.250	08/31/24	0.427	50,000	1234	732,421.87	0.423
	TR	NOTE	1.250	08/31/24	0.427	50,000	1234	732,421.87	0.423
	TR	NOTE	1.250	08/31/24	0.427	50,000	1234	732,421.87	0.423
	TR	NOTE	1.250	08/31/24	0.428	50,000	1234	734,375.00	0.424
	TR	NOTE	1.250	08/31/24	0.428	50,000	1234	734,375.00	0.424
	TR	NOTE	1.250	08/31/24	0.428	50,000	1234	734,375.00	0.424
	TR	NOTE	1.250	08/31/24	0.428	50,000	1234	734,375.00	0.424
	TR	NOTE	1.250	08/31/24	0.428	50,000	1234	734,375.00	0.424
	TR	NOTE	1.250	08/31/24	0.428	50,000	1234	734,375.00	0.424

FOOTNOTES

- a/** The abbreviations indicate the type of security purchased, sold, or redeemed:
- | | |
|--------|--|
| BA | Bankers Acceptances |
| BN | Bank Notes |
| CB | Corporate Bonds |
| CB CL | Callable Corporate Bonds |
| CB FR | Floating Rate Corporate Bonds |
| CD | Negotiable Certificates of Deposit |
| CD FR | Floating Rate Negotiable Certificates of Deposit |
| CP | Commercial Paper |
| DEB | Federal/Supranational Agency Debentures – Federal Home Loan Bank (FHLB), Federal Home Loan Mortgage Corporation (FHLMC), Federal National Mortgage Association (FNMA), Federal Farm Credit Bank (FFCB), Federal Land Banks (FLB), Federal Intermediate Credit Banks (FICB), Federal Agricultural Mortgage Corporation (FAMC), Central Bank for Cooperatives (CBC), Tennessee Valley Authority (TVA), Commodity Credit Corporation (CCC), International Bank for Reconstruction and Development (IBRD), Inter-American Development Bank (IADB), International Finance Corporation (IFC), Government Development Bank for Puerto Rico (DBPR), European Bank for Reconstruction and Development (EBRD), European Investment Bank (EIB). |
| DEB CL | Federal/Supranational Agency Callable Debentures – FHLB, FHLMC, FNMA, FFCB, FLB, FICB, FAMC, CBC, TVA, CCC, IBRD, IADB, IFC, DBPR, EBRD, EIB, DBPR, EBRD, EIB. |
| DEB FR | Federal/Supranational Agency Floating Rate Debentures – FHLB, FHLMC, FNMA, FFCB, FLB, FICB, FAMC, CBC, TVA, CCC, IBRD, IADB, IFC, DBPR, EBRD, EIB. |
| DN | Federal/Supranational Agency Discount Notes- FHLB, FHLMC, FNMA, FFCB, FLB, FICB, FAMC, CBC, TVA, CCC, IBRD, IADB, IFC, DBPR, EBRD, EIB. |
| PC | Federal Agency Mortgage-backed Pass-through Certificates – FHLMC, FNMA, Government National Mortgage Investment Conduit (GNMA) |
| SBA FR | Floating Rate Small Business Administration (SBA) Loan Pools |
| REMIC | Federal Agency Real Estate Mortgage Investment Conduits – FHLMC, FNMA |
| TR | U.S. Treasury Bills, Notes |
| YCD | Negotiable Yankee Certificates of Deposit |
| YCD FR | Floating Rate Negotiable Yankee Certificates of Deposit |
- b/** Industry standard purchase yield calculation
- c/** Repurchase Agreement
- d/** Par amount of securities purchased, sold or redeemed
- e/** Securities were purchased and sold as of the same date
- f/** Repurchase Agreement against Reverse Repurchase Agreement
- g/** Outright purchase against Reverse Repurchase Agreement
- h/** Security "SWAP" transactions
- i/** Buy back agreement
- | | |
|-----|---|
| RRP | Termination of Reverse Repurchase Agreement |
| RRS | Reverse Repurchase Agreement |

TIME DEPOSITS

<u>FINANCIAL INSTITUTION</u>	<u>DEPOSIT DATE</u>	<u>YIELD (%)</u>	<u>PAR AMOUNT (\$)</u>	<u>MATURITY DATE</u>
ALHAMBRA				
New Omni Bank, N.A.	03/15/24	5.110	30,000,000.00	09/13/24
New Omni Bank, N.A.	04/11/24	5.110	9,000,000.00	10/10/24
New Omni Bank, N.A.	05/16/24	5.170	15,000,000.00	11/14/24
New Omni Bank, N.A.	08/28/24	5.010	8,000,000.00	11/20/24
BREA				
American First Credit Union	03/06/24	5.160	27,000,000.00	09/04/24
American First Credit Union	06/14/24	5.190	23,000,000.00	12/13/24
CHICO				
Tri Counties Bank	03/06/24	5.160	50,000,000.00	09/04/24
Tri Counties Bank	07/26/24	5.020	50,000,000.00	01/24/25
DIAMOND BAR				
Prospectors Federal Credit Union	08/29/24	5.050	2,000,000.00	11/21/24
DOWNEY				
Financial Partners Credit Union	07/03/24	5.180	10,000,000.00	01/02/25
Financial Partners Credit Union	07/25/24	5.050	20,000,000.00	01/23/25
EL CENTRO				
Community Valley Bank	07/05/24	5.130	8,000,000.00	01/03/25
EL MONTE				
Cathay Bank	03/14/24	5.150	25,000,000.00	09/12/24
Cathay Bank	05/09/24	5.200	125,000,000.00	11/07/24
Cathay Bank	05/22/24	5.210	100,000,000.00	11/20/24
Cathay Bank	08/15/24	4.800	50,000,000.00	02/13/25
FRESNO				
FFB (FKA Fresno First Bank)	04/04/24	5.120	2,000,000.00	10/03/24
FOLSOM				
Safe Credit Union	05/29/24	5.220	1,000,000.00	12/04/24
GARDEN GROVE				
US Metro Bank	05/17/24	5.200	5,000,000.00	11/15/24
US Metro Bank	06/05/24	5.210	10,000,000.00	12/04/24
US Metro Bank	06/06/24	5.200	20,000,000.00	12/05/24
US Metro Bank	07/17/24	5.040	20,000,000.00	01/15/25

TIME DEPOSITS

<u>FINANCIAL INSTITUTION</u>	<u>DEPOSIT DATE</u>	<u>YIELD (%)</u>	<u>PAR AMOUNT (\$)</u>	<u>MATURITY DATE</u>
HUNTINGTON BEACH				
Nuvision Federal Credit Union	04/04/24	5.180	25,000,000.00	10/03/24
IRVINE				
CommerceWest Bank	03/06/24	5.130	13,000,000.00	09/04/24
CommerceWest Bank	06/05/24	5.290	12,000,000.00	09/04/24
CommerceWest Bank	04/04/24	5.140	30,000,000.00	10/03/24
CommerceWest Bank	04/19/24	5.180	5,000,000.00	10/18/24
CommerceWest Bank	05/09/24	5.180	15,000,000.00	11/07/24
Commercial Bank of California	07/05/24	5.160	1,000,000.00	01/03/25
Pacific Premier Bank	03/22/24	5.170	50,000,000.00	09/13/24
Pacific Premier Bank	05/08/24	5.200	50,000,000.00	11/06/24
Pacific Premier Bank	05/30/24	5.220	25,000,000.00	12/05/24
Pacific Premier Bank	06/06/24	5.190	50,000,000.00	12/05/24
Pacific Premier Bank	06/07/24	5.190	50,000,000.00	12/06/24
Pacific Premier Bank	07/05/24	5.150	50,000,000.00	01/03/25
LODI				
Farmers & Merchants Bank of Central CA	07/03/24	5.250	3,000,000.00	10/02/24
LOS ANGELES				
Bank of Hope	05/15/24	5.230	90,000,000.00	11/13/24
Bank of Hope	05/31/24	5.240	75,000,000.00	12/06/24
Bank of Hope	07/03/24	5.180	135,000,000.00	12/13/24
Commonwealth Business Bank	06/06/24	5.270	12,000,000.00	09/05/24
Commonwealth Business Bank	06/07/24	5.270	13,000,000.00	09/06/24
Commonwealth Business Bank	05/02/24	5.200	5,000,000.00	10/31/24
CTBC Bank Corp. (USA)	03/15/24	5.160	40,000,000.00	09/13/24
CTBC Bank Corp. (USA)	04/11/24	5.160	50,000,000.00	10/10/24
CTBC Bank Corp. (USA)	08/15/24	5.120	50,000,000.00	11/14/24
CTBC Bank Corp. (USA)	08/16/24	5.120	60,000,000.00	11/15/24
Hanmi Bank	03/14/24	5.150	25,000,000.00	09/12/24
Hanmi Bank	05/09/24	5.200	30,000,000.00	11/07/24
Hanmi Bank	06/13/24	5.220	30,000,000.00	12/12/24
Hanmi Bank	07/10/24	5.140	20,000,000.00	01/08/25
Hanmi Bank	08/09/24	4.830	15,000,000.00	02/07/25
Open Bank	04/05/24	5.170	30,000,000.00	10/04/24
Open Bank	06/05/24	5.210	20,000,000.00	12/04/24
Open Bank	07/05/24	5.160	14,000,000.00	01/03/25
Open Bank	07/31/24	4.990	26,000,000.00	01/29/25
PCB Bank (FKA Pacific City Bank)	07/03/24	5.280	30,000,000.00	10/02/24
PCB Bank (FKA Pacific City Bank)	04/12/24	5.200	10,000,000.00	10/11/24
PCB Bank (FKA Pacific City Bank)	06/12/24	5.220	20,000,000.00	12/11/24
Preferred Bank	03/13/24	5.110	125,000,000.00	09/11/24
Preferred Bank	05/09/24	5.160	20,000,000.00	11/07/24
Royal Business Bank	06/14/24	5.290	15,000,000.00	09/13/24
Royal Business Bank	08/09/24	5.140	5,000,000.00	11/08/24

TIME DEPOSITS

FINANCIAL INSTITUTION	DEPOSIT DATE	YIELD (%)	PAR AMOUNT (\$)	MATURITY DATE
LOS ANGELES (Continued)				
State Bank of India (California)	03/13/24	5.150	30,000,000.00	09/11/24
State Bank of India (California)	04/25/24	5.210	6,000,000.00	10/24/24
OAKLAND				
Beneficial State Bank	06/07/24	5.320	1,000,000.00	09/06/24
California Bank of Commerce	03/14/24	5.150	5,000,000.00	09/12/24
California Bank of Commerce	04/03/24	5.160	13,500,000.00	10/02/24
California Bank of Commerce	05/01/24	5.220	5,000,000.00	10/30/24
California Bank of Commerce	05/31/24	5.220	10,000,000.00	12/06/24
Metropolitan Bank	08/15/24	4.810	1,000,000.00	02/13/25
Metropolitan Bank	08/29/24	4.730	2,000,000.00	02/27/25
ONTARIO				
Citizens Business Bank	06/12/24	5.300	100,000,000.00	09/11/24
PALOS VERDES ESTATES				
Malaga Bank F.S.B.	07/05/24	5.130	5,000,000.00	01/03/25
Malaga Bank F.S.B.	07/12/24	5.110	46,000,000.00	01/10/25
PASADENA				
American Plus Bank, N.A.	03/15/24	5.110	5,000,000.00	09/13/24
American Plus Bank, N.A.	08/08/24	5.090	4,000,000.00	11/07/24
American Plus Bank, N.A.	07/05/24	5.110	10,000,000.00	01/03/25
American Plus Bank, N.A.	07/19/24	5.000	14,000,000.00	01/17/25
American Plus Bank, N.A.	07/26/24	4.970	6,000,000.00	01/24/25
American Plus Bank, N.A.	07/31/24	4.940	3,000,000.00	01/29/25
American Plus Bank, N.A.	08/14/24	4.810	8,000,000.00	02/12/25
East West Bank	07/05/24	5.150	50,000,000.00	01/03/25
East West Bank	07/10/24	5.130	175,000,000.00	01/08/25
East West Bank	07/26/24	5.010	75,000,000.00	01/24/25
Wescom Central Credit Union	06/07/24	5.320	20,000,000.00	09/06/24
Wescom Central Credit Union	06/12/24	5.330	50,000,000.00	09/11/24
Wescom Central Credit Union	07/11/24	5.310	50,000,000.00	10/10/24
Wescom Central Credit Union	07/12/24	5.310	25,000,000.00	10/11/24
PORTERVILLE				
Bank of The Sierra	03/07/24	5.140	5,000,000.00	09/05/24
Bank of The Sierra	04/25/24	5.210	10,000,000.00	10/24/24
REDDING				
Cornerstone Community Bank	04/17/24	5.200	9,000,000.00	10/16/24
Cornerstone Community Bank	08/09/24	4.820	8,500,000.00	02/07/25

TIME DEPOSITS

<u>FINANCIAL INSTITUTION</u>	<u>DEPOSIT DATE</u>	<u>YIELD (%)</u>	<u>PAR AMOUNT (\$)</u>	<u>MATURITY DATE</u>
REDWOOD CITY				
Provident Credit Union	03/14/24	5.160	40,000,000.00	09/12/24
Provident Credit Union	03/15/24	5.160	20,000,000.00	09/13/24
Provident Credit Union	04/04/24	5.170	20,000,000.00	10/03/24
Provident Credit Union	05/02/24	5.230	50,000,000.00	10/31/24
Provident Credit Union	08/08/24	5.140	20,000,000.00	11/07/24
Provident Credit Union	05/16/24	5.220	20,000,000.00	11/14/24
Provident Credit Union	06/05/24	5.210	20,000,000.00	12/04/24
Provident Credit Union	05/31/24	5.230	20,000,000.00	12/06/24
Provident Credit Union	07/11/24	5.140	20,000,000.00	01/09/25
Provident Credit Union	07/11/24	5.140	20,000,000.00	01/09/25
ROWLAND HEIGHTS				
First General Bank	04/03/24	5.120	1,000,000.00	10/02/24
ROSEMEAD				
Pacific Alliance Bank	04/03/24	5.140	4,000,000.00	10/02/24
ROSEVILLE				
Five Star Bank	07/11/24	5.280	75,000,000.00	10/10/24
Five Star Bank	08/28/24	5.050	50,000,000.00	11/20/24
Five Star Bank	06/12/24	5.21	10,000,000.00	12/11/24
SACRAMENTO				
Golden 1 Credit Union	03/06/24	5.170	75,000,000.00	09/04/24
Golden 1 Credit Union	05/02/24	5.240	150,000,000.00	10/31/24
Golden 1 Credit Union	06/13/24	5.220	75,000,000.00	12/12/24
SAN DIEGO				
Axos Bank	03/13/24	5.130	100,000,000.00	09/11/24
Axos Bank	04/10/24	5.150	50,000,000.00	10/09/24
Axos Bank	04/17/24	5.180	25,000,000.00	10/16/24
Axos Bank	06/06/24	5.170	100,000,000.00	12/05/24
Axos Bank	08/28/24	4.730	25,000,000.00	02/26/25
Bank of Southern California N.A.	07/18/24	5.250	10,000,000.00	10/17/24
Bank of Southern California N.A.	08/15/24	5.120	20,000,000.00	11/14/24
Bank of Southern California N.A.	08/29/24	5.030	25,000,000.00	11/21/24
California Coast Credit Union	07/17/24	5.030	50,000,000.00	01/15/25
California Coast Credit Union	08/14/24	4.850	1,000,000.00	02/12/25
Mission Federal Credit Union	07/05/24	5.150	50,000,000.00	01/03/25
Mission Federal Credit Union	07/17/24	5.030	50,000,000.00	01/15/25
Mission Federal Credit Union	07/31/24	4.980	50,000,000.00	01/29/25

TIME DEPOSITS

FINANCIAL INSTITUTION	DEPOSIT		PAR	MATURITY DATE
	DATE	YIELD (%)	AMOUNT (\$)	
SAN FRANCISCO				
Bank of San Francisco	03/08/24	5.120	10,000,000.00	09/06/24
Mission National Bank	07/03/24	5.280	15,000,000.00	10/02/24
Mission National Bank	07/18/24	5.040	5,000,000.00	01/16/25
Beacon Business Bank	07/25/24	5.240	1,000,000.00	10/24/24
SAN JOSE				
Meriwest Credit Union	07/11/24	5.150	10,000,000.00	01/09/25
Meriwest Credit Union	08/07/24	4.760	10,000,000.00	02/05/25
Technology Credit Union	04/05/24	5.180	100,000,000.00	10/04/24
Technology Credit Union	05/02/24	5.240	50,000,000.00	10/31/24
Technology Credit Union	05/16/24	5.230	50,000,000.00	11/14/24
Technology Credit Union	08/29/24	4.740	100,000,000.00	02/27/25
SANTA ANA				
Banc of California, N.A.	05/31/24	5.240	25,000,000.00	12/06/24
Banc of California, N.A.	07/11/24	5.150	75,000,000.00	01/09/25
Banc of California, N.A.	07/17/24	5.050	75,000,000.00	01/15/25
Banc of California, N.A.	07/18/24	5.050	125,000,000.00	01/16/25
SANTA BARBARA				
American Riviera Bank	06/13/24	5.220	5,000,000.00	12/12/24
SANTA ROSA				
Poppy Bank	06/05/24	5.300	72,000,000.00	09/04/24
Poppy Bank	03/08/24	5.150	23,000,000.00	09/06/24
Poppy Bank	07/10/24	5.280	50,000,000.00	10/09/24
Poppy Bank	05/29/24	5.230	50,000,000.00	12/04/24
Poppy Bank	07/18/24	5.040	70,000,000.00	01/16/25
Poppy Bank	08/15/24	4.810	30,000,000.00	02/13/25
SUN VALLEY				
Mission Valley Bank	05/01/24	5.200	10,000,000.00	10/30/24
TUSTIN				
SchoolsFirst Federal Credit Union	05/01/24	5.230	50,000,000.00	10/30/24
SchoolsFirst Federal Credit Union	07/11/24	5.140	50,000,000.00	01/09/25
VACAVILLE				
Travis Credit Union	03/08/24	5.150	100,000,000.00	09/06/24
Travis Credit Union	04/11/24	5.160	50,000,000.00	10/10/24
Travis Credit Union	05/09/24	5.210	50,000,000.00	11/07/24
Travis Credit Union	05/15/24	5.230	25,000,000.00	11/13/24

TIME DEPOSITS

<u>FINANCIAL INSTITUTION</u>	<u>DEPOSIT DATE</u>	<u>YIELD (%)</u>	<u>PAR AMOUNT (\$)</u>	<u>MATURITY DATE</u>
WALNUT CREEK				
Mechanics Bank	08/29/24	5.030	1,000,000.00	11/21/24
WATSONVILLE				
Santa Cruz County Bank	05/09/24	5.180	10,000,000.00	11/07/24
Santa Cruz County Bank	07/05/24	5.130	10,000,000.00	01/03/25
TOTAL TIME DEPOSITS AUGUST 2024			5,259,000,000.00	

BANK DEMAND DEPOSITS
AUGUST 2024
(\$ in thousands)

DAILY BALANCES

<u>DAY OF MONTH</u>		<u>BANK BALANCES</u>		<u>INTEREST BEARING BANK BALANCES</u>		<u>WARRANTS OUTSTANDING</u>
1	\$	214,411	\$	1,500,000	\$	4,417,143
2		184,698		1,380,000		4,204,516
3		184,698		1,380,000		4,204,516
4		184,698		1,380,000		4,204,516
5		222,914		1,450,000		4,132,000
6		212,952		1,425,000		4,100,782
7		176,792		1,395,000		3,879,081
8		201,306		1,420,000		4,691,160
9		196,616		1,325,000		4,836,552
10		196,616		1,325,000		4,836,552
11		196,616		1,325,000		4,836,552
12		218,927		1,355,000		4,778,723
13		246,143		1,310,000		4,278,447
14		147,220		1,350,000		4,262,688
15		207,284		1,380,000		4,292,042
16		193,447		1,435,000		4,506,537
17		193,447		1,435,000		4,506,537
18		193,447		1,435,000		4,506,537
19		202,541		1,350,000		4,361,565
20		199,959		1,375,000		4,140,107
21		192,190		1,520,000		4,671,780
22		195,719		1,495,000		4,921,056
23		196,933		1,640,000		5,448,213
24		196,933		1,640,000		5,448,213
25		196,933		1,640,000		5,448,213
26		246,837		1,525,000		5,216,599
27		187,742		1,590,000		4,477,156
28		191,185		1,640,000		4,643,852
29		257,855		1,685,000		4,499,743
30		174,116		1,685,000		5,598,329
31		174,116		1,685,000		5,598,842
AVERAGE DOLLAR DAYS		\$199,525 <u>a/</u>		\$1,466,935 <u>b/</u>		

a/ The prescribed bank balance for August was \$212,189. This consisted of \$135,276 in compensating balances for services, balances for uncollected funds of \$78,012 and a deduction of \$1,099 for August delayed deposit credit.

b/ Represents the average bank balance in the Interest Bearing Demand Accounts.

**DESIGNATION BY POOLED MONEY INVESTMENT BOARD
OF TREASURY POOLED MONEY INVESTMENTS AND DEPOSITS**

1902

In accordance with sections 16480 through 16480.8 of the Government Code (GC), the Pooled Money Investment Board, at its meeting on August 21, 2024, has determined and designated the amount of money available for deposit and investment as of August 14, 2024, under said sections. In accordance with sections 16480.1 and 16480.2 of the GC, it is the intent that the money available for deposit or investment be deposited in bank accounts and savings and loan associations or invested in securities in such a manner so as to realize the maximum return consistent with safe and prudent treasury management, and the Board does hereby designate the amount of money available for deposit in bank accounts, savings and loan associations, and for investment in securities and the type of such deposits and investments as follows:

1. In accordance with Treasurer's Office policy, for deposit in demand bank accounts as:

a. Compensating Balance for Services 135,000,000

The active noninterest-bearing bank accounts designation constitutes a calendar month average balance. For purposes of computing the compensating balances, the Treasurer shall exclude from the daily balances any amounts contained therein as a result of nondelivery of securities purchased for "cash" for the Pooled Money Investment Account and shall adjust for any deposits not credited by the bank as of the date of deposit. The balances in such accounts may fall below the above amount provided that the balances computed by dividing the sum of daily balances of that calendar month by the number of days in the calendar month reasonably approximates that amount. The balances may exceed this amount during heavy collection periods or in anticipation of large impending warrant presentations to the Treasury, but the balances are to be maintained in such a manner as to realize the maximum return consistent with safe and prudent treasury management.

b. Interest Bearing Accounts for Cash Flow Variability: \$ 1,500,000,000

JP Morgan Chase Bank	\$ 500,000,000
BMO Bank, N.A.	\$ 500,000,000
US Bank	\$ 500,000,000

The interest bearing bank account designation represents targeted balances to be averaged over one month's period to smooth cash flow variability. The balances may fluctuate above and below these amounts as needed to manage cash flow variances and to meet daily liquidity needs. Interest earnings for these accounts will be calculated according to the terms of the agreement between the Treasurer's Office and the account's depository bank, paid monthly and recorded as a deposit into the state's main demand deposit account, and allocated quarterly by the State Controller's Office as directed by GC 16475 and GC 16480.6.

2. In accordance with law, for investment in securities authorized by section 16430, GC, or in term interest-bearing deposits in banks and savings and loan associations as follows:

	From	To	Transactions	In Securities (GC section 16430)	Time Deposits in Various Financial Institutions (GC sections 16503a and 16602)	Estimated Total
(1)	8/19/2024	8/23/2024	\$ 10,664,981,000	\$ 5,400,981,000	\$ 5,264,000,000	\$ 10,664,981,000
(2)	8/26/2024	8/30/2024	\$ (3,720,500,000)	\$ 1,680,481,000	\$ 5,264,000,000	\$ 6,944,481,000
(3)	9/2/2024	9/6/2024	\$ (40,000,000)	\$ 1,640,481,000	\$ 5,264,000,000	\$ 6,904,481,000
(4)	9/9/2024	9/13/2024	\$ (1,639,200,000)	\$ 1,281,000	\$ 5,264,000,000	\$ 5,265,281,000
(5)	9/16/2024	9/20/2024	\$ 3,372,300,000	\$ 3,373,581,000	\$ 5,264,000,000	\$ 8,637,581,000
(6)	9/23/2024	9/27/2024	\$ (6,027,100,000)	\$ (2,653,519,000)	\$ 5,264,000,000	\$ 2,610,481,000
(7)	9/30/2024	10/4/2024	\$ (9,333,154,000)	\$ (11,986,673,000)	\$ 5,264,000,000	\$ (6,722,673,000)
(8)	10/7/2024	10/11/2024	\$ (1,166,700,000)	\$ (13,153,373,000)	\$ 5,264,000,000	\$ (7,889,373,000)
(9)	10/14/2024	10/18/2024	\$ (2,819,600,000)	\$ (15,972,973,000)	\$ 5,264,000,000	\$ (10,708,973,000)

From any of the amounts specifically designated above, not more than 30 percent in the aggregate may be invested in prime commercial paper under section 16430(e), GC.

Additional amounts available in treasury trust account and in the Treasury from time to time, in excess of the amounts and for the same types of investments as specifically designated above.

Provided, that the availability of the amounts shown under paragraph 2 is subject to reduction in the amount by which the bank accounts under paragraph 1 would otherwise be reduced below the calendar month average balance 135,000,000.

Dated: August 21, 2024

POOLED MONEY INVESTMENT BOARD:

Signatures on file at STO

Chair

Member

Member

LOS ANGELES COUNTY TREASURER
 PENDING TRANSACTIONS DETAIL REPORT
 AS OF SEPTEMBER 30, 2024
 ATTACHMENT XVIII

Settle Date	Counter Party	Original Transaction ID	Description	Rate	Maturity Date	Price	Par	Principal	Purchased Interest
<u>NTRD - PSI NON-TRADING</u>									
10/01/24	FEDERAL FARM CREDIT BANKS FUNDING CORP	1373351812	FED FARM CR BNKS 4.900 04/01/31 '25	4.900	4/1/2031	100.000	\$50,000,000.00	\$50,000,000.00	\$0.00
PSI Non-Trading Total							\$50,000,000.00	\$50,000,000.00	\$0.00
Grand Total							\$50,000,000.00	\$50,000,000.00	\$0.00