



**COUNTY OF LOS ANGELES
TREASURER AND TAX COLLECTOR**

Kenneth Hahn Hall of Administration
500 West Temple Street, Room 437
Los Angeles, California 90012
Telephone: (213) 974-2101 Fax: (213) 626-1812
ttc.lacounty.gov and propertytax.lacounty.gov

ELIZABETH BUENROSTRO GINSBERG
TREASURER AND TAX COLLECTOR

Board of Supervisors

HILDA L. SOLIS
First District

HOLLY J. MITCHELL
Second District

LINDSEY P. HORVATH
Third District

JANICE HAHN
Fourth District

KATHRYN BARGER
Fifth District

August 30, 2024

TO: Supervisor Lindsey P. Horvath, Chair
Supervisor Hilda L. Solis
Supervisor Holly J. Mitchell
Supervisor Janice Hahn
Supervisor Kathryn Barger

FROM: Elizabeth Buenrostro Ginsberg
Treasurer and Tax Collector

SUBJECT: REPORT OF INVESTMENTS FOR THE MONTH OF JULY 2024

The Report of Investments for the month of July 2024 has been compiled pursuant to the California Government Code and the Treasurer and Tax Collector's (TTC) Investment Policy.

All investments made during the month of July 2024 were in accordance with the California Government Code and conform to the TTC's Investment Policy.

The attached Schedules A and B summarize important Treasury Pool information. You will find the complete monthly Report of Investments at the following link:

<https://ttc.lacounty.gov/monthly-reports/>

Should you have any questions, please contact me directly or your staff may contact Ms. Damia J. Johnson, Assistant Treasurer and Tax Collector, of my staff at (213) 974-2139 or djohnson@ttc.lacounty.gov.

EBG:DJJ:JK:mn

Attachments

c: Chief Executive Officer
Executive Officer, Board of Supervisors
Auditor-Controller
County Counsel

TREASURER AND TAX COLLECTOR
REPORT OF INVESTMENTS FOR JULY 2024

Detailed information regarding the pooled and specific portfolios, related earnings, and data required to be disclosed pursuant to statute is shown in the following report attachments.

GENERAL PORTFOLIO SCHEDULES

- A - Portfolio Profiles
- A1 - Credit Quality Distribution and Concentration of Credit Risk
- B - Pooled Surplus Earnings Report
- C - Summary Report of Treasurer's Depository Accounts
- D - Treasurer's Activity and Cash Availability for the Next Six-Month Period
- E - Treasurer's Investment Strategy

ATTACHMENTS

- I. Definitions of Securities
 - Detailed descriptions of the major security types invested in by the Treasury
- II. Compliance Report
 - Detailed report of transactions, if any, which deviate from the Treasurer's investment policy
- III. Performance Report
 - Daily portfolio investment balances, and monthly averages
- IV. Earnings on Investments (Accrual Basis) Chart
 - Graphic presentation of net earning rates on pool investments
- V. Net Income for Month
 - Accrual basis net income for month, gross revenue less expenditures

TREASURER AND TAX COLLECTOR
REPORT OF INVESTMENTS FOR JULY 2024

ATTACHMENTS

- VI. PSI Portfolio Participant Composition
 - Percentage breakdown by participant in the PSI Portfolio
- VII. Composition of PSI Portfolio by Type Chart
 - Graphic presentation of the percentage composition of the pooled portfolio by major security type
- VIII. Investment Transaction Journal
 - Listing of securities purchased, sold and transferred between portfolios during the month
- IX. Comparison of Investment Cost to Market Value
 - Summary comparison of investment amortized cost to market value by security type
- X. Treasurer Position Compared to Market Value Report
 - Inventory listing of portfolio securities showing amortized cost and market value for each investment
- XI. Trustee and Managed Funds
 - Listing of funds and accounts managed by outside trustees
- XII. Schedule of Floating Rate Securities
 - Inventory listing of portfolio securities where the stated interest rate changes between the purchase date and the maturity date
- XIII. Schedule of Bond Anticipation Notes
 - Inventory listing of Bond Anticipation Notes held by the Pooled Surplus Investment portfolio and their current interest rates
- XIV. Inventory Report – Totals Section Security Type Grouping
 - Summary of weighted-average time to maturity by security type

TREASURER AND TAX COLLECTOR
REPORT OF INVESTMENTS FOR JULY 2024

ATTACHMENTS

XV. Inventory Report – Totals Section Maturity Range Grouping

Summary of the amortized cost value of securities maturing within selected time frames

XVI. Composition of PSI Portfolio by Maturity Chart

Graphic presentation of the percentage composition of the pooled portfolio by selected maturity ranges

XVII. Pooled Money Investment Board Letter – Treasurer State of California

Summary of State Treasurer's Local Agency Investment Fund (LAIF)

XVIII. Pending Transactions Report

Detailed report of transactions with future settlement dates

**POOLED SURPLUS AND SPECIFIC PURPOSE INVESTMENTS
AS OF JULY 31, 2024**

SCHEDULE A

<u>PORTFOLIO PROFILE</u>	<u>Pooled Surplus Investments</u>	<u>Specific Purpose Investments</u>
Inventory Balance at 06/30/24		
At Cost	\$ 54,463,771,543	\$ 384,729,552
At Market	\$ 52,421,869,656	\$ 363,471,918
Repurchase Agreements	\$ -	\$ -
Reverse Repurchase Agreements	\$ -	\$ -
Composition by Security Type:		
Certificates of Deposit	4.04%	0.00%
United States Government and Agency Obligations	70.88%	88.21%
Bankers Acceptances	0.00%	0.00%
Commercial Paper	25.00%	0.00%
Municipal Obligations	0.08%	0.53%
Corporate and Deposit Notes	0.00%	0.00%
Repurchase Agreements	0.00%	0.00%
Asset-Backed	0.00%	0.00%
Other	0.00%	11.26%
1-60 days	37.47%	0.00%
61 days-1 year	20.91%	45.56%
Over 1 year	41.62%	54.44%
Weighted Average Days to Maturity	713	

**POOLED SURPLUS AND SPECIFIC PURPOSE INVESTMENTS
AS OF JULY 31, 2024**

SCHEDULE A1

The following is a summary of the credit quality distribution and concentration of credit risk by investment type as a percentage of each portfolio's cost at July 31, 2024:

<u>PSI</u>	<u>S&P</u>	<u>Moody's</u>	<u>Fitch</u>	<u>% of Portfolio</u>
Commercial Paper	A-1	P-1	F1	25.00%
Municipals:				
Los Angeles County Securities	AAA	Aa1	AA+	0.04%
State of California Municipal Bond	AA-	Aa2	AA	0.04%
Negotiable Certificates of Deposit	A-1	P-1	F1	4.04%
U.S. Agency Securities	AA+	Aaa	AAA	52.38%
U.S. Treasury Securities:				
U.S. Treasury Notes	AA+	Aaa	AA+	4.40%
U.S. Treasury Bills	AA+	Aaa	AA+	14.10%
				<u>100.00%</u>
				<u>100.00%</u>
<u>SPI</u>				
Local Agency Investment Fund	Not Rated	Not Rated	Not Rated	11.26%
Los Angeles County Securities	AAA	Aa1	AA+	0.53%
U.S. Agency Securities	AA+	Aaa	AAA	56.51%
U.S. Treasury Securities:				
U.S. Treasury Bills	AA+	Aaa	AA+	31.70%
				<u>100.00%</u>
				<u>100.00%</u>

POOLED SURPLUS EARNINGS REPORT
JULY 31, 2024

SCHEDULE B

TREASURER POOLED SURPLUS
INVESTMENT PORTFOLIO

Investment Balance 07/31/24	\$ 54,463,771,543
Market Value at 07/31/24	\$ 52,421,869,656
Average Daily Balance	\$ 56,232,263,782
Gains and Losses:	
For the Month	\$ -
For the Past 12 Months	\$ -
Unrealized Gains and Losses on Transfers between Portfolio for the Month	\$ -
Earnings for the Month	\$ 196,983,568
Earnings for the Past 12 Months	\$ 2,262,060,831
Earnings Rate for the Month	4.11%

**SUMMARY REPORT OF TREASURER'S DEPOSITORY ACCOUNTS
AS OF JULY 31, 2024**

SCHEDULE C

<u>Bank Name</u>	<u>Balance</u>
Bank of America - Concentration	\$ 30,850,675.21
Bank of Montreal - Concentration	\$ 109,900,064.90 (A)
Citibank - Concentration	\$ 321,565.59
JP Morgan Chase - Concentration	\$ 100,562,882.60 (B)
Wells Fargo - Concentration	<u>\$ -</u>
Total Ledger Balance for all Banks	<u><u>\$ 241,635,188.30</u></u>

- (A) \$100 million of this amount is related to the deposit of funds in an interest-bearing money market savings account, in accordance with the Treasurer's authority under California Government Code
- (B) \$100 million of this amount is related to the deposit of funds in an interest-bearing money market savings account, in accordance with the Treasurer's authority under California Government Code Section 53633.

TREASURER'S ACTIVITY FOR JULY 2024
AND CASH AVAILABILITY
FOR THE NEXT SIX-MONTH PERIOD

SCHEDULE D

Government Code Section 53646 (b) (3) requires the Treasurer and Tax Collector to include a statement in the investment report, denoting the ability of the Pooled Surplus Investment Fund to meet its disbursement requirements for the next six months.

The Los Angeles County Pooled Surplus Investment Fund consists of funds in its treasury deposited by various entities required to do so by statute, as well as those entities voluntarily depositing monies in accordance with Government Code Section 53684.

The Treasurer and Tax Collector is required to disburse monies placed in the treasury as directed by the Auditor-Controller, except for the making of legal investments, to the extent funds are transferred to one or more clearing funds in accordance with Government Code Section 29808.

The Treasurer and Tax Collector, in his projection of cash availability to disburse funds as directed by the Auditor-Controller, is relying exclusively on historical Pooled Surplus Investment Fund deposits and disbursements and future cash flow projections provided by the depositing entities. No representation is made as to an individual depositor's ability to meet their anticipated expenditures with anticipated revenues.

Summary of Activity for July 2024

Total Deposits	\$	5,714,403,802.33
Total Disbursements	\$	10,184,642,323.25
Discretionary Funds Liquidity Withdrawal Ratio:		
As of July 31, 2024		1.77

Six-Month Cash Availability Projection:

Month	Investment	Deposits	Disbursements	Cumulative
	Maturities			Available Cash
August	\$ 11,086,804,000.00	\$ 3,823,400,000.00	\$ 6,773,800,000.00	\$ 8,136,404,000.00
September	\$ 9,597,336,000.00	\$ 6,497,600,000.00	\$ 6,850,200,000.00	\$ 17,381,140,000.00
October	\$ 6,457,942,000.00	\$ 6,134,000,000.00	\$ 7,153,400,000.00	\$ 22,819,682,000.00
November	\$ 978,138,000.00	\$ 6,801,500,000.00	\$ 6,438,200,000.00	\$ 24,161,120,000.00
December	\$ 1,650,000,000.00	\$ 13,557,600,000.00	\$ 8,715,200,000.00	\$ 30,653,520,000.00
January	\$ 50,000,000.00	\$ 5,057,000,000.00	\$ 8,843,400,000.00	\$ 26,917,120,000.00

TREASURER'S INVESTMENT STRATEGY

SCHEDULE E

Two portfolios are maintained by the Los Angeles County Treasurer.

The Pooled Surplus Investment (PSI) Portfolio is used to account for all pooled investments. The PSI strategy is to maintain principal and to provide sufficient cash to meet expenditure needs. The cash flow needs of our pool members are monitored daily to ensure that sufficient liquidity is maintained to meet the needs of participants. A review of the PSI Portfolio's cash flow projections at the preparation date of this report indicates that longer average days to maturity may be prudent. On August 30, 2021, the Treasurer increased the average days to maturity target range from between 1 and 3 years to between 1 and 4 years.

In July 2024, the Treasurer placed \$132.22 million in the Bank of Montreal Market Plus Account and \$100 million in JP Morgan Chase Money Market Account in accordance with the Treasurer's authority under California Government Code Section 53633. At month-end, \$100 million remained in the Bank of Montreal Money Market Plus Account and \$100 million in the JP Morgan Chase Money Market Account. These accounts are collateralized in accordance with California Government Code Section 53652. The balances and income are included in the Pool's earnings rate calculations.

The Specific Purpose Investment Portfolio (SPI) is used to account for specific investments requested by various entities to provide for specific needs not available if monies are placed in a pool. The individual investment strategies are targeted for the needs of the requesting entity.

Expected cash flow projections for the next twelve months continue to indicate that sufficient cash is available for participants' estimated needs. We will continue our basic investment philosophy to buy and hold to a designated maturity, high quality fixed income investments.

TREASURER AND TAX COLLECTOR
REPORT OF INVESTMENTS
DEFINITIONS OF SECURITIES

AGENCIES – Securities (debentures and notes) issued by Federal agencies, such as Federal Home Loan Banks (FHLB), and Federal Farm Credit Banks (FFCB). Agency Securities are issued on both a discount and coupon basis and have a variety of maturity periods. A few are backed by the full faith and credit of the United States Government, some are guaranteed by the Treasury or supported by the issuing agency's right to borrow from the Treasury, and some lack any formal governmental backing. Government National Mortgage Association (GNMA) and Federal Home Loan Mortgage Corp. (FHLMC) securities are mortgage-backed.

ASSET BACKED SECURITIES – Corporate notes secured by an identifiable pool of assets such as loans, leases, and installment contracts or trade receivables. The interest rate is fixed and paid either on a monthly or semi-annual basis. In some cases, a portion of the principal is also paid monthly.

BANKERS ACCEPTANCES – Negotiable time drafts drawn on foreign or domestic banks to finance the export, import, shipment, and storage of goods. The drafts are sold at a discount and redeemed by the accepting bank at maturity for full face value. Maturities range from one to 270 days.

COLLATERALIZED CERTIFICATES OF DEPOSIT – Non-negotiable instruments evidencing a time deposit made with a bank at a fixed rate of interest for a fixed period, secured by collateral such as United States Government securities or mortgages.

COMMERCIAL PAPER – Promissory notes with a maturity of one to 270 days issued in the open market by various economic entities to finance certain short-term credit needs. Notes are issued on a discount or interest-bearing basis.

CORPORATE NOTES – Unsecured, registered debt securities issued by corporations operating within the United States at fixed or variable rates of interest for a fixed period. Interest for floating rate corporate notes is payable periodically at a rate which is adjusted monthly according to a predetermined formula. Fixed rate corporate notes pay interest semi-annually.

GOVERNMENTS – Negotiable United States Treasury securities such as Treasury bills, notes and bonds. Treasury bills are issued on a discount basis in 1-month, 3-month, 6-month, and 52-week maturities. Treasury notes and bonds are coupon issues, with one to ten year and ten to thirty year maturities, respectively. Treasury securities are guaranteed as to principal and interest by the United States Government.

FORWARD CONTRACTS – Customized contracts traded in the Over The Counter Market where the holder of the contract is obligated to buy or sell a specific amount of an underlying asset at a specific price on a specific future date.

FUTURE CONTRACTS – Standardized contracts traded on recognized exchanges where the holder of the contract is obligated to buy or sell a specific amount of an underlying asset at a specific price on a specific future date.

INTEREST RATE SWAP AGREEMENT – Contractual agreement in which two parties agree to exchange interest payment streams for a specific term. There is no exchange of principal, but a “notional amount” is established to serve as the basis for calculating the interest payment.

LOCAL AGENCY INVESTMENT FUND – Shares of beneficial interest issued by the State of California pursuant to Government Code Section 16429.1.

MONEY MARKET FUND – Shares of beneficial interest issued by diversified management companies registered with the Securities and Exchange Commission in accordance with Section 270, 2a-7 of Title 17 of the Code of Federal Regulation.

MUNICIPALS – Debt securities issued by state and local governments and their agencies, usually in the form of bonds, notes and certificates of participation. These securities may be short or long-term, and normally coupon issues are secured in some manner by the borrower.

NEGOTIABLE CERTIFICATES OF DEPOSIT – Negotiable instruments evidencing a time deposit made with a commercial bank or thrift institution at a fixed rate of interest for a fixed period. Term certificates of deposits (CDs) are issued with maturities in excess of one year, and normally pay interest semi-annually. Eurodollar CDs are dollar-denominated CDs issued by foreign (mainly London) branches of major American and foreign commercial banks. Yankee CDs are dollar-denominated CDs issued by foreign commercial banks domiciled in the United States.

OPTION CONTRACTS – Contracts traded in either the Over the Counter Market or recognized exchanges where the purchaser has the right but not the obligation to buy or sell a specific amount of an underlying asset at a specific price within a specific time period.

PROMISSORY NOTE – An unsecured promise to pay between two entities. Notes are on a discount or interest-bearing basis.

REVERSE REPURCHASE AGREEMENTS – A reverse repurchase agreement consists of two simultaneous transactions. One is the sale of securities by the County to a bank or dealer. The other is the commitment by the County to repurchase the securities at the same price at a mutually agreed upon date. The County invests the cash proceeds

of the “sale” in other securities. The term of the reverse repurchase agreements may not exceed one year. The securities “sold” are typically treasury issues.

REPURCHASE AGREEMENTS – A repurchase agreement consists of two simultaneous transactions. One is the purchase of securities by the County from a bank or dealer. The other is the commitment by the County to sell the securities back at an agreed upon date and price. The term of the repurchase agreements may not exceed thirty days. The securities “purchased” are typically treasury issues.

SECURITIES LENDING AGREEMENTS – Agreements under which the County agrees to transfer securities to a borrower who, in turn agrees to provide collateral to the County. During the term of the agreement, both the securities and the collateral are held by a third party. At the conclusion of the agreement, the securities are transferred back to the County in return for the collateral.

SUPRANATIONALS – United States dollar denominated senior unsecured unsubordinated obligations issued or unconditionally guaranteed by any of the supranational institutions identified in Government Code Section 53601(Q) which are eligible for purchase and sale within the United States.

TRUST INVESTMENTS – Shares of beneficial interest issued by a joint powers authority organized pursuant to Government Code Section 6509.7 that invests in securities and obligations authorized in Section 53601 (a) to (o) of the Government Code.

TREASURER AND TAX COLLECTOR
REPORT OF INVESTMENT TRANSACTIONS FOR JULY 2024
COMPLIANCE REPORT

Portfolio Securities Not in Accordance with Treasurer Policy
For the Month of July 2024

No exceptions noted.

LOS ANGELES COUNTY TREASURER
 PERFORMANCE REPORT
 PORTFOLIO COST
 THROUGH JULY 31, 2024
 ATTACHMENT III

DAY	POOLED SURPLUS INVESTMENTS		SPECIFIC PURPOSE INVESTMENTS	
		TOTAL COST		TOTAL COST
07/01/2024	\$	58,353,491,151.12	\$	383,743,452.98
07/02/2024		58,430,369,850.49		383,760,213.47
07/03/2024		58,162,462,700.78		383,776,973.97
07/04/2024		58,166,890,206.17		383,793,734.45
07/05/2024		57,516,572,142.70		383,810,494.95
07/06/2024		57,520,906,046.70		383,827,255.44
07/07/2024		57,525,239,950.69		383,844,015.92
07/08/2024		56,962,467,650.58		383,860,776.41
07/09/2024		56,839,627,793.63		383,877,536.92
07/10/2024		56,422,096,293.89		383,894,297.40
07/11/2024		56,208,629,100.05		383,911,057.90
07/12/2024		56,064,890,067.06		383,927,818.39
07/13/2024		56,069,021,075.49		383,944,578.88
07/14/2024		56,073,152,083.93		383,961,339.37
07/15/2024		55,920,676,317.98		384,461,384.45
07/16/2024		55,674,358,130.75		384,478,144.92
07/17/2024		55,550,738,075.97		384,494,905.42
07/18/2024		55,429,533,787.57		384,511,665.92
07/19/2024		55,294,082,265.45		384,528,426.40
07/20/2024		55,298,078,384.14		384,545,186.90
07/21/2024		55,302,074,502.84		384,561,947.39
07/22/2024		55,120,418,754.17		384,578,707.88
07/23/2024		54,947,812,713.99		384,595,468.37
07/24/2024		54,931,864,866.45		384,612,228.87
07/25/2024		55,030,512,021.33		384,628,989.34
07/26/2024		55,665,134,948.49		384,645,749.84
07/27/2024		55,669,167,096.78		384,662,510.34
07/28/2024		55,673,199,245.07		384,679,270.83
07/29/2024		56,616,575,160.03		384,696,031.32
07/30/2024		56,296,363,313.59		384,712,791.82
07/31/2024		54,463,771,542.52		384,729,552.32
	\$	56,232,263,781.95	\$	384,259,887.38

**LOS ANGELES COUNTY TREASURER
EARNINGS RATE ON INVESTMENTS
FISCAL YEAR 2024-25
ATTACHMENT IV**



**LOS ANGELES COUNTY TREASURER
NET INCOME FOR THE MONTH-ENDED JULY 31, 2024 (ACCRUAL BASIS)
ATTACHMENT V**

	POOLED SURPLUS INVESTMENT TRADING/NON-TRADING	SPECIFIC PURPOSE INVESTMENT
Revenues:		
Interest Earnings	\$ 68,899,194	\$ 777,412
Gains (Losses) on Sales/Calls of Non-Trading Securities	-	-
Gains (Losses) on Sales of Trading Securities	-	
Amortization/Accretion	128,084,374	519,575
Total Revenues	<u>\$ 196,983,568</u>	<u>\$ 1,296,987</u>
Expenses:		
Interest Expense	-	-
*Investment Management Fee	-	15,234
	<u>\$ -</u>	<u>\$ 15,234</u>
NET INCOME	<u>\$ 196,983,568</u>	<u>\$ 1,281,753</u>

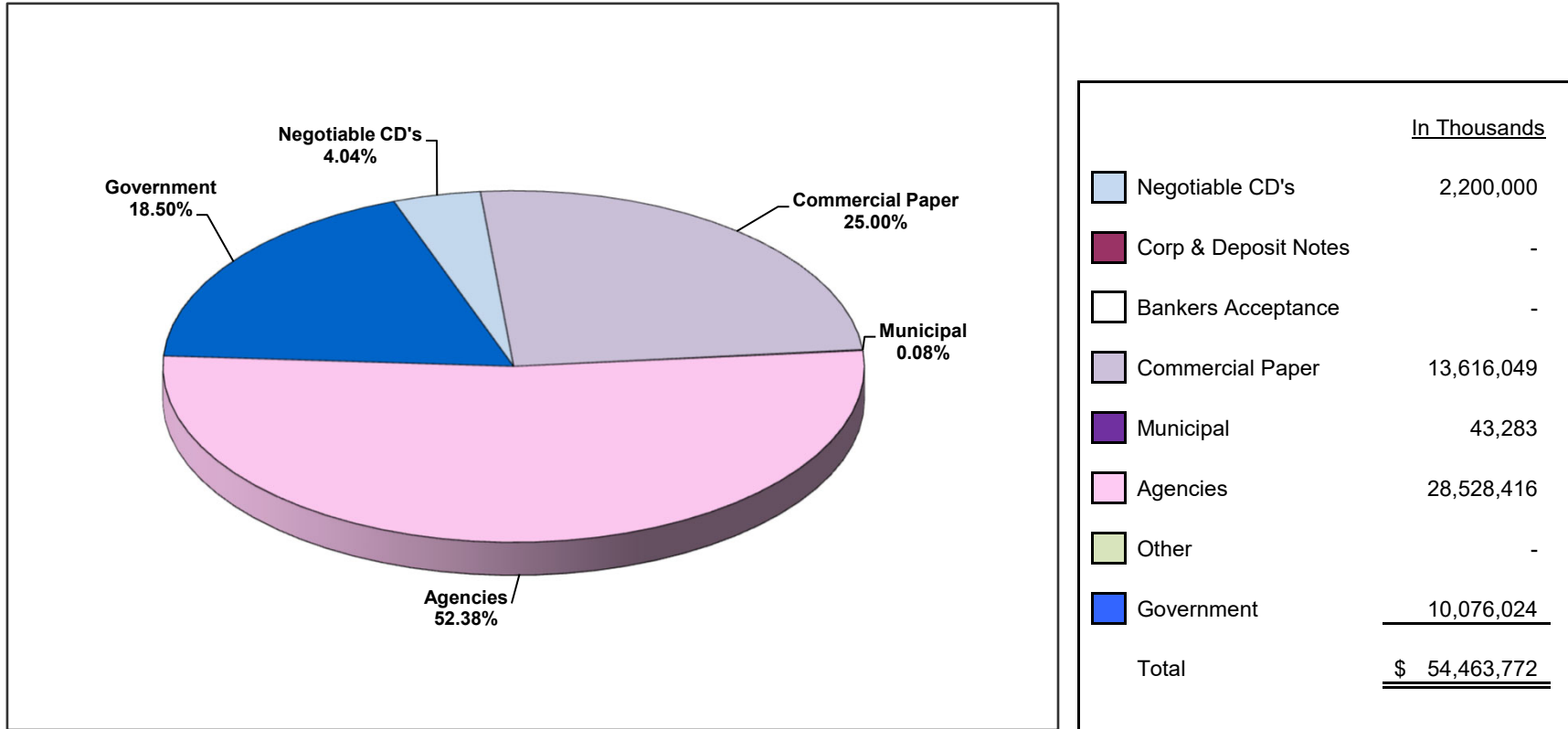
*Estimated and later adjusted.

LOS ANGELES COUNTY TREASURER
PSI COMPOSITION
July 31, 2024
ATTACHMENT VI

PSI PORTFOLIO PARTICIPATION COMPOSITION

<u>Entity</u>	<u>Non- Discretionary</u>	<u>Discretionary</u>
Consolidated School Districts	54.77%	
Los Angeles County and Related Entities	38.27%	
Consolidated Sanitation Districts		1.82%
Metropolitan Transportation Authority		1.53%
Miscellaneous Agencies Pooled Investments		0.89%
South Coast Air Quality Management District		2.58%
Miscellaneous		0.01%
Subtotal	93.04%	6.83%
County Bond Proceeds and Repayment Funds		0.13%
Grand Total	93.04%	6.96%

**LOS ANGELES COUNTY TREASURER
COMPOSITION OF PSI PORTFOLIO BY SECURITY TYPE
AS OF JULY 2024
ATTACHMENT VII**



Investment Composition Is In Compliance With The Los Angeles County Treasurer's Investment Policy.

LOS ANGELES COUNTY TREASURER
INVESTMENT TRANSACTIONS JOURNAL
PURCHASE DETAIL REPORT
GROUP: POOLED SURPLUS INVESTMENTS
FOR THE PERIOD: JULY 1, 2024 TO JULY 31, 2024
ATTACHMENT VIII

Account	Original Trs ID	Description	Settle Date	Maturity Date	Rate	PAR	Principal	Accr Interest	Broker/Dealer	
NTRD	1305758687	FHLBANKS D NOTE 07/08/24 MATD	07/01/2024	07/08/2024	5.25000	50,000,000.00	49,948,958.33	0.00	MORGAN KEEGAN & COMPANY, INC.	
NTRD	1305758688	FHLBANKS D NOTE 09/09/24	07/01/2024	09/09/2024	5.21000	50,000,000.00	49,493,472.22	0.00	MORGAN KEEGAN & COMPANY, INC.	
NTRD	1307732213	FHLBANKS D NOTE 09/16/24	07/02/2024	09/16/2024	5.21500	50,000,000.00	49,449,527.78	0.00	MISCHLER FINANCIAL GROUP INC.	
NTRD	1307732217	FHLBANKS D NOTE 09/16/24	07/02/2024	09/16/2024	5.21500	28,043,000.00	27,734,262.15	0.00	MISCHLER FINANCIAL GROUP INC.	
NTRD	1307741458	FHLBANKS D NOTE 10/02/24	07/03/2024	10/02/2024	5.24400	50,000,000.00	49,337,216.67	0.00	PIPER SANDLER COMPANIES	
NTRD	1308913278	FHLBANKS D NOTE 09/18/24	07/03/2024	09/18/2024	5.21500	6,967,000.00	6,889,287.95	0.00	MORGAN KEEGAN & COMPANY, INC.	
NTRD	1308913279	FHLBANKS D NOTE 10/04/24	07/05/2024	10/04/2024	5.23900	50,000,000.00	49,337,848.61	0.00	MIZUHO SECURITIES USA LLC	
NTRD	1308913282	FHLBANKS D NOTE 10/04/24	07/05/2024	10/04/2024	5.23900	50,000,000.00	49,337,848.61	0.00	BANCROFT CAPITAL, LLC	
NTRD	1308913288	FHLBANKS D NOTE 09/18/24	07/03/2024	09/18/2024	5.21500	50,000,000.00	49,442,284.72	0.00	MORGAN KEEGAN & COMPANY, INC.	
NTRD	1308913290	FHLBANKS D NOTE 10/04/24	07/05/2024	10/04/2024	5.23900	50,000,000.00	49,337,848.61	0.00	SIEBERT WILLIAMS SHANK CO. & LLC	
NTRD	1310729160	FHLBANKS D NOTE 09/20/24	07/08/2024	09/20/2024	5.21500	31,555,000.00	31,216,739.17	0.00	GREAT PACIFIC SECURITIES	
NTRD	1311532408	FHLBANKS D NOTE 08/12/24	07/09/2024	08/12/2024	5.25500	50,000,000.00	49,751,847.22	0.00	BANCROFT CAPITAL, LLC	
NTRD	1311538955	FREDDIE MAC 5.650 07/13/29 '25 MTN	07/15/2024	07/13/2029	5.65000	50,000,000.00	50,000,000.00	0.00	KEYBANC CAPITAL MARKETS	
NTRD	1312493299	FHLBANKS D NOTE 09/16/24	07/10/2024	09/16/2024	5.22500	21,567,000.00	21,354,145.69	0.00	MISCHLER FINANCIAL GROUP INC.	
NTRD	1313231498	FHLBANKS D NOTE 10/11/24	07/12/2024	10/11/2024	5.21300	50,000,000.00	49,341,134.72	0.00	BANCROFT CAPITAL, LLC	
NTRD	1313237110	FHLBANKS 5.600 07/16/31 '25	07/16/2024	07/16/2031	5.60000	25,835,000.00	25,835,000.00	0.00	INSPEREX LLC	
NTRD	1314590395	FHLBANKS D NOTE 09/23/24	07/12/2024	09/23/2024	5.21000	41,655,000.00	41,214,926.50	0.00	MISCHLER FINANCIAL GROUP INC.	
NTRD	1315899655	FED FARM CR BNKS D NOTE 11/20/24	07/15/2024	11/20/2024	5.14000	50,000,000.00	49,086,222.22	0.00	MIZUHO SECURITIES USA LLC	
NTRD	1315899658	FHLBANKS D NOTE 09/30/24	07/15/2024	09/30/2024	5.18000	29,123,000.00	28,800,333.34	0.00	MISCHLER FINANCIAL GROUP INC.	
NTRD	1318202537	FED FARM CR BNKS 5.520 07/18/31 '25	07/22/2024	07/18/2031	5.52000	25,000,000.00	25,000,000.00	15,333.33	LOOP CAPITAL MARKETS, LLC	
NTRD	1318202538	FHLBANKS D NOTE 09/05/24	07/16/2024	09/05/2024	5.24500	50,000,000.00	49,628,479.17	0.00	BLAYLOCK VAN, LLC	
NTRD	1319036786	FHLBANKS D NOTE 09/20/24	07/17/2024	09/20/2024	5.23000	50,000,000.00	49,527,847.22	0.00	MORGAN KEEGAN & COMPANY	
NTRD	1319827947	FHLBANKS D NOTE 10/18/24	07/19/2024	10/18/2024	5.19400	50,000,000.00	49,343,536.11	0.00	BANCROFT CAPITAL, LLC	
NTRD	1319827948	FHLBANKS D NOTE 09/30/24	07/18/2024	09/30/2024	5.19000	39,627,000.00	39,204,245.96	0.00	MORGAN KEEGAN & COMPANY, INC.	
NTRD	1319827951	FHLBANKS D NOTE 10/18/24	07/19/2024	10/18/2024	5.19400	50,000,000.00	49,343,536.11	0.00	MIZUHO SECURITIES USA LLC	
NTRD	1320364346	FANNIE MAE D NOTE 09/30/24	07/19/2024	09/30/2024	5.19000	50,000,000.00	49,473,791.67	0.00	KEYBANC CAPITAL MARKETS INC.	
NTRD	1320364349	FHLBANKS D NOTE 10/15/24	07/19/2024	10/15/2024	5.18000	19,618,000.00	19,369,592.52	0.00	MISCHLER FINANCIAL GROUP INC.	
NTRD	1320364351	FANNIE MAE D NOTE 09/30/24	07/19/2024	09/30/2024	5.19000	50,000,000.00	49,473,791.67	0.00	KEYBANC CAPITAL MARKETS INC.	
NTRD	1321136050	FED FARM CR BNKS 5.520 07/18/31 '25	07/26/2024	07/18/2031	5.52000	36,769,000.00	36,750,615.50	45,103.31	LOOP CAPITAL MARKETS LLC	
NTRD	1321136052	FHLBANKS D NOTE 09/30/24	07/22/2024	09/30/2024	5.19500	50,000,000.00	49,494,930.56	0.00	US BANCORP ADVISORS	
NTRD	1321136055	FHLBANKS D NOTE 09/30/24	07/22/2024	09/30/2024	5.19500	14,344,000.00	14,199,105.68	0.00	US BANCORP ADVISORS	
NTRD	1322061996	FED FARM CR BNKS 5.750 01/29/32 '25	07/29/2024	01/29/2032	5.75000	50,000,000.00	50,000,000.00	0.00	FHN FINANCIAL CAPITAL MARKETS	
NTRD	1322061999	FHLBANKS D NOTE 09/30/24	07/23/2024	09/30/2024	5.19500	35,388,000.00	35,035,638.74	0.00	US BANCORP ADVISORS	
NTRD	1322062000	FHLBANKS D NOTE 09/18/24	07/24/2024	09/18/2024	5.25800	50,000,000.00	49,591,044.44	0.00	MIZUHO SECURITIES USA LLC	
NTRD	1322729657	FHLBANKS D NOTE 09/23/24	07/24/2024	09/23/2024	5.23000	24,571,000.00	24,353,253.16	0.00	MISCHLER FINANCIAL GROUP INC.	
NTRD	1322729658	FREDDIE MAC D NOTE 09/30/24	07/24/2024	09/30/2024	5.19500	50,000,000.00	49,509,361.11	0.00	DAIWA CAPITAL MARKETS AMERICA INC.	
NTRD	1323516963	FHLBANKS D NOTE 09/20/24	07/26/2024	09/20/2024	5.26000	50,000,000.00	49,590,888.89	0.00	MIZUHO SECURITIES USA LLC	
NTRD	1323516965	FHLBANKS D NOTE 10/25/24	07/26/2024	10/25/2024	5.16500	50,000,000.00	49,347,201.39	0.00	PIPER SANDLER COMPANIES	
NTRD	1323516970	FHLBANKS D NOTE 10/25/24	07/26/2024	10/25/2024	5.16500	50,000,000.00	49,347,201.39	0.00	BANCROFT CAPITAL LLC	
NTRD	1323516974	FHLBANKS D NOTE 10/25/24	07/26/2024	10/25/2024	5.16500	50,000,000.00	49,347,201.39	0.00	BANCROFT CAPITAL LLC	
NTRD	1323520214	FREDDIE MAC 5.310 07/25/29 '25 MTN	07/29/2024	07/25/2029	5.31000	25,000,000.00	25,000,000.00	0.00	BANCROFT CAPITAL, LLC	
NTRD	1325384019	FHLBANKS D NOTE 08/21/24	07/26/2024	08/21/2024	5.25000	50,000,000.00	49,810,416.67	0.00	SIEBERT WILLIAMS SHANK CO. & LLC	
NTRD	1325384020	FANNIE MAE D NOTE 10/02/24	07/26/2024	10/02/2024	5.17000	50,000,000.00	49,511,722.22	0.00	KEYBANC CAPITAL MARKETS INC.	
NTRD	1325384028	FHLBANKS D NOTE 10/04/24	07/26/2024	10/04/2024	5.18500	41,847,000.00	41,425,100.87	0.00	MISCHLER FINANCIAL GROUP INC.	
NTRD	1325384029	FANNIE MAE D NOTE 10/02/24	07/26/2024	10/02/2024	5.17000	50,000,000.00	49,511,722.22	0.00	KEYBANC CAPITAL MARKETS INC.	
NTRD	1325384030	FHLBANKS D NOTE 08/21/24	07/26/2024	08/21/2024	5.25000	50,000,000.00	49,810,416.67	0.00	SIEBERT WILLIAMS SHANK CO. & LLC	
NTRD	1325384032	FED FARM CR BNKS D NOTE 12/05/24	07/26/2024	12/05/2024	5.08000	25,000,000.00	24,534,333.33	0.00	MIZUHO SECURITIES USA LLC	
NTRD	1326308857	FANNIE MAE D NOTE 08/19/24	07/29/2024	08/19/2024	5.24000	50,000,000.00	49,847,166.67	0.00	MISCHLER FINANCIAL GROUP INC.	
NTRD	1327267070	FHLBANKS D NOTE 08/23/24	07/30/2024	08/23/2024	5.25000	50,000,000.00	49,825,000.00	0.00	BANCROFT CAPITAL, LLC	
NTRD	1328079269	FREDDIE MAC D NOTE 10/02/24	07/31/2024	10/02/2024	5.19000	22,899,000.00	22,691,019.83	0.00	MISCHLER FINANCIAL GROUP INC.	
NTRD	1328079270	FREDDIE MAC D NOTE 10/02/24	07/31/2024	10/02/2024	5.19000	50,000,000.00	49,545,875.00	0.00	MISCHLER FINANCIAL GROUP INC.	
AGENCIES TOTAL							2,144,808,000.00	2,125,352,940.67	60,436.64	
NTRD	1307741454	DNB NEW YORK 5.360 10/04/24	07/02/2024	10/04/2024	5.36000	50,000,000.00	50,000,000.00	0.00	TULLETT PREBON FINANCIAL SVCS LLC	
NTRD	1313237111	TORONTO DOM NY 5.400 10/07/24	07/11/2024	10/07/2024	5.40000	50,000,000.00	50,000,000.00	0.00	TULLETT PREBON FINANCIAL SVCS LLC	
NTRD	1313237112	ROYAL BK CA NYBR 5.250 04/17/25	07/11/2024	04/17/2025	5.25000	50,000,000.00	50,000,000.00	0.00	RBC CAPITAL MARKETS, LLC	
NTRD	1315899649	DNB NEW YORK 5.340 10/11/24	07/15/2024	10/11/2024	5.34000	50,000,000.00	50,000,000.00	0.00	TULLETT PREBON FIN SVCS LLC	
NTRD	1315899652	NORDEA BK NY 5.340 11/05/24	07/15/2024	11/05/2024	5.34000	50,000,000.00	50,000,000.00	0.00	WELLS FARGO SECURITIES, LLC	
NTRD	1315899656	NORDEA BK NY 5.340 11/05/24	07/15/2024	11/05/2024	5.34000	50,000,000.00	50,000,000.00	0.00	WELLS FARGO SECURITIES, LLC	
NTRD	1322062001	SVNSKA HNDLSB NY 5.380 10/23/24	07/23/2024	10/23/2024	5.38000	50,000,000.00	50,000,000.00	0.00	TULLETT PREBON FINANCIAL SVCS LLC	
NTRD	1322729659	DNB NEW YORK 5.340 09/30/24	07/24/2024	09/30/2024	5.34000	50,000,000.00	50,000,000.00	0.00	TULLETT PREBON FINANCIAL SVCS LLC	

LOS ANGELES COUNTY TREASURER
INVESTMENT TRANSACTIONS JOURNAL
PURCHASE DETAIL REPORT
GROUP: POOLED SURPLUS INVESTMENTS
FOR THE PERIOD: JULY 1, 2024 TO JULY 31, 2024
ATTACHMENT VIII

Account	Original Trs ID	Description	Settle Date	Maturity Date	Rate	PAR	Principal	Accr Interest	Broker/Dealer
NTRD	1323516964	CREDIT AGRI NY 5.330 09/30/24	07/25/2024	09/30/2024	5.33000	50,000,000.00	50,000,000.00	0.00	MISCHLER FINANCIAL GROUP INC.
NTRD	1325395452	ANZ BANK 5.250 10/28/24	07/29/2024	10/28/2024	5.25000	50,000,000.00	50,000,000.00	0.00	TULLETT PREBON FINANCIAL SVCS LLC
NTRD	1325395454	ANZ BANK 5.250 10/28/24	07/29/2024	10/28/2024	5.25000	50,000,000.00	50,000,000.00	0.00	TULLETT PREBON FINANCIAL SVCS LLC
NTRD	1327267064	ROYAL BK CA NYBR 5.120 04/30/25	07/30/2024	04/30/2025	5.12000	50,000,000.00	50,000,000.00	0.00	RBC CAPITAL MARKETS LLC
NTRD	1327267065	SVNSKA HNDLSB NY 5.270 10/30/24	07/30/2024	10/30/2024	5.27000	50,000,000.00	50,000,000.00	0.00	TULLETT PREBON FINANCIAL SVCS LLC
	CDS TOTAL					650,000,000.00	650,000,000.00	0.00	
NTRD	1305761745	FAYETE AST SECUR 10/01/24	07/01/2024	10/01/2024	5.39000	50,000,000.00	49,311,277.78	0.00	CITIGROUP GLOBAL MRKT INC
NTRD	1305761746	JUPITER SECUR 09/13/24	07/01/2024	09/13/2024	5.35000	25,000,000.00	24,725,069.44	0.00	LOOP CAPITAL MARKETS, LLC
NTRD	1305761747	FAYETE AST SECUR 10/08/24	07/01/2024	10/08/2024	5.36000	18,916,000.00	18,637,178.16	0.00	MISCHLER FINANCIAL GROUP INC.
NTRD	1305761748	JUPITER SECUR 09/13/24	07/01/2024	09/13/2024	5.35000	30,000,000.00	29,670,083.33	0.00	LOOP CAPITAL MARKETS, LLC
NTRD	1305761749	THUNDER BAY FDG 09/18/24	07/01/2024	09/18/2024	5.34000	50,000,000.00	49,414,083.33	0.00	RBC CAPITAL MARKETS, LLC
NTRD	1307732214	TOYOTA MOTOR CRD 09/27/24	07/02/2024	09/27/2024	5.34000	50,000,000.00	49,354,750.00	0.00	TOYOTA MOTOR CREDIT CORPORATION
NTRD	1307732215	TOYOTA MOTOR CRD 09/27/24	07/02/2024	09/27/2024	5.34000	50,000,000.00	49,354,750.00	0.00	TOYOTA MOTOR CREDIT CORPORATION
NTRD	1307732216	PFIZER 10/08/24	07/02/2024	10/08/2024	5.32000	38,500,000.00	37,942,434.44	0.00	MIZUHO SECURITIES USA LLC
NTRD	1307732218	NATIXIS NY 10/01/24	07/02/2024	10/01/2024	5.31000	50,000,000.00	49,328,875.00	0.00	BLAYLOCK VAN, LLC
NTRD	1307741451	THUNDER BAY FDG 09/30/24	07/02/2024	09/30/2024	5.34000	50,000,000.00	49,332,500.00	0.00	CITIGROUP GLOBAL MRKT INC
NTRD	1307741452	CANCARA ASSETSEC 09/23/24	07/03/2024	09/23/2024	5.35000	50,000,000.00	49,390,694.44	0.00	J.P. MORGAN SECURITIES LLC
NTRD	1307741453	JUPITER SECUR 10/01/24	07/03/2024	10/01/2024	5.36000	25,000,000.00	24,665,000.00	0.00	RBC CAPITAL MARKETS, LLC
NTRD	1307741455	PEPSICO 07/31/24 MATD	07/02/2024	07/31/2024	5.32000	50,000,000.00	49,785,722.22	0.00	SIEBERT WILLIAMS SHANK CO. & LLC
NTRD	1307741456	FAYETE AST SECUR 09/30/24	07/05/2024	09/30/2024	5.36000	50,000,000.00	49,352,333.33	0.00	GREAT PACIFIC SECURITIES
NTRD	1307741457	SHEFFIELD RECEIV 09/30/24	07/02/2024	09/30/2024	5.36000	50,000,000.00	49,330,000.00	0.00	LOOP CAPITAL MARKETS, LLC
NTRD	1308913281	CREDIT AGRI NY 07/10/24 MATD	07/03/2024	07/10/24	5.30000	50,000,000.00	49,948,472.22	0.00	MISCHLER FINANCIAL GROUP INC.
NTRD	1308913283	SHEFFIELD RECEIV 10/02/24	07/03/2024	10/02/2024	5.36000	50,000,000.00	49,322,555.56	0.00	GREAT PACIFIC SECURITIES
NTRD	1309807697	CHARIOT FUNDING 09/20/24	07/05/2024	09/20/2024	5.36000	50,000,000.00	49,426,777.78	0.00	RBC CAPITAL MARKETS, LLC
NTRD	1310729156	JUPITER SECUR 10/04/24	07/08/2024	10/04/2024	5.35000	50,000,000.00	49,346,111.11	0.00	MISCHLER FINANCIAL GROUP INC.
NTRD	1310729157	TOYOTA MOTOR CRD 10/04/24	07/08/2024	10/04/2024	5.33000	50,000,000.00	49,348,555.56	0.00	TOYOTA MOTOR CREDIT CORPORATION
NTRD	1310729158	SHEFFIELD RECEIV 09/23/24	07/08/2024	09/23/2024	5.35500	50,000,000.00	49,427,312.50	0.00	BLAYLOCK VAN, LLC
NTRD	1311532396	TD 10/07/24	07/09/2024	10/07/2024	5.30000	50,000,000.00	49,337,500.00	0.00	GREAT PACIFIC SECURITIES
NTRD	1311532397	TOYOTA MOTOR CRD 10/07/24	07/10/2024	10/07/2024	5.33000	50,000,000.00	49,341,152.78	0.00	TOYOTA FINANCE SERVICES
NTRD	1311532398	TOYOTA MOTOR CRD 10/07/24	07/10/2024	10/07/2024	5.33000	50,000,000.00	49,341,152.78	0.00	TOYOTA FINANCE SERVICES
NTRD	1311532400	FAYETE AST SECUR 07/10/24 MATD	07/09/2024	07/10/2024	5.31000	50,000,000.00	49,992,625.00	0.00	CITIGROUP GLOBAL MRKT INC
NTRD	1311532401	NATIXIS NY 07/10/24 MATD	07/09/2024	07/10/2024	5.29000	50,000,000.00	49,992,652.78	0.00	GREAT PACIFIC SECURITIES
NTRD	1311532403	NATIXIS NY 07/10/24 MATD	07/09/2024	07/10/2024	5.29000	50,000,000.00	49,992,652.78	0.00	GREAT PACIFIC SECURITIES
NTRD	1311532404	OLD LINE FDG 10/09/24	07/12/2024	10/09/2024	5.33000	50,000,000.00	49,341,152.78	0.00	CITIGROUP GLOBAL MRKT INC
NTRD	1311532405	FAYETE AST SECUR 10/10/24	07/09/2024	10/10/2024	5.35000	50,000,000.00	49,308,958.33	0.00	LOOP CAPITAL MARKETS, LLC
NTRD	1311532406	TOYOTA MOTOR CRD 10/10/24	07/11/2024	10/10/2024	5.32000	50,000,000.00	49,327,611.11	0.00	TOYOTA MOTOR CREDIT CORPORATION
NTRD	1311532407	OLD LINE FDG 10/09/24	07/12/2024	10/09/2024	5.33000	50,000,000.00	49,341,152.78	0.00	CITIGROUP GLOBAL MRKT INC
NTRD	1312494887	JOHNSON&JOHNSON 09/13/24	07/10/2024	09/13/2024	5.28000	25,000,000.00	24,761,666.67	0.00	CITIGROUP GLOBAL MRKT INC
NTRD	1312494888	FAYETE AST SECUR 10/15/24	07/10/2024	10/15/2024	5.35000	50,000,000.00	49,279,236.11	0.00	BLAYLOCK VAN, LLC
NTRD	1312494889	JOHNSON&JOHNSON 09/13/24	07/10/2024	09/13/2024	5.28000	50,000,000.00	49,523,333.33	0.00	CITIGROUP GLOBAL MRKT INC
NTRD	1313237113	JUPITER SECUR 09/30/24	07/11/2024	09/30/2024	5.36000	50,000,000.00	49,397,000.00	0.00	J.P. MORGAN SECURITIES LLC
NTRD	1314590396	MONT BLANC CAPTL 10/16/24	07/12/2024	10/16/2024	5.33000	22,063,000.00	21,749,411.23	0.00	ING FINANCIAL MARKETS LLC
NTRD	1314590397	CIESCO 11/05/24	07/12/2024	11/05/2024	5.33000	50,000,000.00	49,141,277.78	0.00	CITIGROUP GLOBAL MRKT
NTRD	1314590398	CAFCO 11/04/24	07/12/2024	11/04/2024	5.32000	50,000,000.00	49,150,277.78	0.00	LOOP CAPITAL MARKETS LLC
NTRD	1315899648	CRC FUNDING 10/10/24	07/15/2024	10/10/2024	5.28000	50,000,000.00	49,362,000.00	0.00	GREAT PACIFIC SECURITIES
NTRD	1315899650	CAFCO 10/11/24	07/15/2024	10/11/2024	5.29000	50,000,000.00	49,353,444.44	0.00	CITIGROUP GLOBAL MRKT INC
NTRD	1315899651	MONT BLANC CAPTL 10/16/24	07/15/2024	10/16/2024	5.34000	22,256,000.00	21,948,978.48	0.00	ING FINANCIAL MARKETS LLC
NTRD	1315899657	MONT BLANC CAPTL 11/15/24	07/15/2024	11/15/2024	5.31000	43,721,000.00	42,927,791.76	0.00	LOOP CAPITAL MARKETS, LLC
NTRD	1315987773	ATLANTIC AST SEC 09/13/24	07/15/2024	09/13/2024	5.33000	40,000,000.00	39,644,666.67	0.00	BLAYLOCK VAN, LLC
NTRD	1315987774	ATLANTIC AST SEC 09/13/24	07/15/2024	09/13/2024	5.33000	50,000,000.00	49,555,833.33	0.00	BLAYLOCK VAN, LLC
NTRD	1318202533	CIESCO 10/18/24	07/16/2024	10/18/2024	5.29000	25,000,000.00	24,654,680.56	0.00	CITIGROUP GLOBAL MRKT INC
NTRD	1318202534	CIESCO 10/18/24	07/16/2024	10/18/2024	5.29000	50,000,000.00	49,309,361.11	0.00	CITIGROUP GLOBAL MRKT INC
NTRD	1318202535	ATLANTIC AST SEC 10/10/24	07/16/2024	10/10/2024	5.33000	23,900,000.00	23,595,686.61	0.00	RBC CAPITAL MARKETS, LLC
NTRD	1318202536	THUNDER BAY FDG 10/15/24	07/18/2024	10/15/2024	5.32000	50,000,000.00	49,342,388.89	0.00	RBC CAPITAL MARKETS, LLC
NTRD	1319036785	JUPITER SECUR 10/04/24	07/17/2024	10/04/2024	5.34000	50,000,000.00	49,414,083.33	0.00	LOOP CAPITAL MARKETS, LLC
NTRD	1319055394	ATLANTIC AST SEC 09/24/24	07/18/2024	09/24/2024	5.30000	30,000,000.00	29,699,666.67	0.00	BLAYLOCK VAN, LLC
NTRD	1319055395	OLD LINE FDG 10/17/24	07/22/2024	10/17/2024	5.30000	50,000,000.00	49,359,583.33	0.00	RBC CAPITAL MARKETS, LLC
NTRD	1319055396	CAFCO 10/15/24	07/17/2024	10/15/2024	5.29000	50,000,000.00	49,338,750.00	0.00	J.P. MORGAN SECURITIES LLC
NTRD	1319055397	CAFCO 10/15/24	07/17/2024	10/15/2024	5.29000	25,000,000.00	24,669,375.00	0.00	J.P. MORGAN SECURITIES LLC
NTRD	1319827950	SHEFFIELD RECEIV 09/23/24	07/19/2024	09/23/2024	5.34000	50,000,000.00	49,510,500.00	0.00	MISCHLER FINANCIAL GROUP INC.

LOS ANGELES COUNTY TREASURER
INVESTMENT TRANSACTIONS JOURNAL
PURCHASE DETAIL REPORT
GROUP: POOLED SURPLUS INVESTMENTS
FOR THE PERIOD: JULY 1, 2024 TO JULY 31, 2024
ATTACHMENT VIII

Account	Original Trs ID	Description	Settle Date	Maturity Date	Rate	PAR	Principal	Accr Interest	Broker/Dealer
NTRD	1319829982	CRC FUNDING 10/11/24	07/18/2024	10/11/2024	5.28000	50,000,000.00	49,376,666.67	0.00	GREAT PACIFIC SECURITIES
NTRD	1319829983	CHARIOT FUNDING 10/16/24	07/18/2024	10/16/2024	5.35000	50,000,000.00	49,331,250.00	0.00	BLAYLOCK VAN, LLC
NTRD	1320397194	THUNDER BAY FDG 10/18/24	07/19/2024	10/18/2024	5.30000	50,000,000.00	49,330,138.89	0.00	J.P. MORGAN SECURITIES LLC
NTRD	1320397195	THUNDER BAY FDG 10/18/24	07/19/2024	10/18/2024	5.30000	50,000,000.00	49,330,138.89	0.00	J.P. MORGAN SECURITIES LLC
NTRD	1320397196	AUTOBAHN FUND 08/22/24	07/19/2024	08/22/2024	5.34000	50,000,000.00	49,747,833.33	0.00	BLAYLOCK VAN, LLC
NTRD	1321136046	CHARIOT FUNDING 10/04/24	07/22/2024	10/04/2024	5.35000	50,000,000.00	49,450,138.89	0.00	J.P. MORGAN SECURITIES LLC
NTRD	1321136047	CHARIOT FUNDING 10/04/24	07/22/2024	10/04/2024	5.35000	50,000,000.00	49,450,138.89	0.00	J.P. MORGAN SECURITIES LLC
NTRD	1321136048	UNILEVER CAPITAL 09/16/24	07/22/2024	09/16/2024	5.34000	50,000,000.00	49,584,666.67	0.00	MIZUHO SECURITIES USA LLC
NTRD	1321136049	AUTOBAHN FUND 09/30/24	07/22/2024	09/30/2024	5.37000	50,000,000.00	49,477,916.67	0.00	CITIGROUP GLOBAL MRKT INC
NTRD	1321136054	UNILEVER CAPITAL 09/16/24	07/22/2024	09/16/2024	5.34000	25,000,000.00	24,792,333.33	0.00	MIZUHO SECURITIES USA LLC
NTRD	1322061995	ATLANTIC AST SEC 10/21/24	07/23/2024	10/21/2024	5.33000	40,000,000.00	39,467,000.00	0.00	MISCHLER FINANCIAL GROUP INC.
NTRD	1322061997	SHEFFIELD RECEIV 09/30/24	07/23/2024	09/30/2024	5.34000	50,000,000.00	49,488,250.00	0.00	GREAT PACIFIC SECURITIES
NTRD	1322061998	CRC FUNDING 10/03/24	07/23/2024	10/03/2024	5.31000	50,000,000.00	49,469,000.00	0.00	LOOP CAPITAL MARKETS, LLC
NTRD	1322729656	SHEFFIELD RECEIV 10/23/24	07/24/2024	10/23/2024	5.32000	50,000,000.00	49,327,611.11	0.00	GREAT PACIFIC SECURITIES
NTRD	1322729660	ATLANTIC AST SEC 10/21/24	07/25/2024	10/21/2024	5.31000	45,000,000.00	44,415,900.00	0.00	MISCHLER FINANCIAL GROUP INC.
NTRD	1322738729	OLD LINE FDG 10/21/24	07/29/2024	10/21/2024	5.29000	20,000,000.00	19,753,133.33	0.00	RBC CAPITAL MARKETS, LLC
NTRD	1322738730	OLD LINE FDG 10/21/24	07/29/2024	10/21/2024	5.29000	50,000,000.00	49,382,833.33	0.00	RBC CAPITAL MARKETS, LLC
NTRD	1323516966	ATLANTIC AST SEC 09/20/24	07/25/2024	09/20/2024	5.34000	50,000,000.00	49,577,250.00	0.00	BLAYLOCK VAN, LLC
NTRD	1323516969	THUNDER BAY FDG 10/01/24	07/26/2024	10/01/2024	5.33000	50,000,000.00	49,504,013.89	0.00	RBC CAPITAL MARKETS, LLC
NTRD	1323516971	SHEFFIELD RECEIV 10/07/24	07/25/2024	10/07/2024	5.33000	25,000,000.00	24,726,097.22	0.00	LOOP CAPITAL MARKETS, LLC
NTRD	1323516972	SHEFFIELD RECEIV 09/27/24	07/25/2024	09/27/2024	5.34000	25,000,000.00	24,762,666.67	0.00	LOOP CAPITAL MARKETS, LLC
NTRD	1323520212	JUPITER SECU 10/07/24	07/25/2024	10/07/2024	5.29000	50,000,000.00	49,456,305.56	0.00	J.P. MORGAN SECURITIES LLC
NTRD	1323520213	JUPITER SECU 10/07/24	07/25/2024	10/07/2024	5.29000	50,000,000.00	49,456,305.56	0.00	J.P. MORGAN SECURITIES LLC
NTRD	1323520215	MONT BLANC CAPTL 09/03/24	07/25/2024	09/03/2024	5.34000	30,000,000.00	29,822,000.00	0.00	CITIGROUP GLOBAL MRKT INC
NTRD	1325384021	TOYOTA MOTOR CRD 11/22/24	07/26/2024	11/22/2024	5.23000	50,000,000.00	49,135,597.22	0.00	TOYOTA MOTOR CREDIT CORPORATION
NTRD	1325384022	ATLANTIC AST SEC 10/02/24	07/26/2024	10/02/2024	5.32000	25,000,000.00	24,748,777.78	0.00	GREAT PACIFIC SECURITIES
NTRD	1325384023	CREDIT AGR NY 09/30/24	07/26/2024	09/30/2024	5.28000	50,000,000.00	49,516,000.00	0.00	BLAYLOCK VAN, LLC
NTRD	1325384024	CREDIT AGR NY 09/30/24	07/26/2024	09/30/2024	5.28000	50,000,000.00	49,516,000.00	0.00	BLAYLOCK VAN, LLC
NTRD	1325384027	SHEFFIELD RECEIV 09/09/24	07/26/2024	09/09/2024	5.33000	50,000,000.00	49,666,875.00	0.00	LOOP CAPITAL MARKETS, LLC
NTRD	1325384031	TOYOTA MOTOR CRD 11/22/24	07/26/2024	11/22/2024	5.23000	50,000,000.00	49,135,597.22	0.00	TOYOTA MOTOR CREDIT CORPORATION
NTRD	1325395453	THUNDER BAY FDG 10/02/24	07/30/2024	10/02/2024	5.32000	50,000,000.00	49,527,111.11	0.00	RBC CAPITAL MARKETS, LLC
NTRD	1326308858	SHEFFIELD RECEIV 09/06/24	07/29/2024	09/06/2024	5.33000	50,000,000.00	49,711,291.67	0.00	BARCLAYS CAPITAL INC
NTRD	1326308860	CREDIT AGR NY 07/31/24 MATD	07/29/2024	07/31/2024	5.28000	50,000,000.00	49,985,333.33	0.00	GREAT PACIFIC SECURITIES
NTRD	1326308862	CREDIT AGR NY 07/31/24 MATD	07/29/2024	07/31/2024	5.28000	50,000,000.00	49,985,333.33	0.00	GREAT PACIFIC SECURITIES
NTRD	1326308865	PFIZER 11/01/24	07/29/2024	11/01/2024	5.30000	50,000,000.00	49,300,694.44	0.00	J.P. MORGAN SECURITIES LLC
NTRD	1326308866	PFIZER 11/01/24	07/29/2024	11/01/2024	5.30000	50,000,000.00	49,300,694.44	0.00	J.P. MORGAN SECURITIES LLC
NTRD	1326328273	CANCARA ASSETSEC 10/31/24	07/31/2024	10/31/2024	5.28000	50,000,000.00	49,325,333.33	0.00	J.P. MORGAN SECURITIES LLC
NTRD	1326328275	ATLANTIC AST SEC 08/29/24	07/29/2024	08/29/2024	5.33000	50,000,000.00	49,770,513.89	0.00	LOOP CAPITAL MARKETS, LLC
NTRD	1326328277	ATLANTIC AST SEC 08/29/24	07/29/2024	08/29/2024	5.33000	50,000,000.00	49,770,513.89	0.00	LOOP CAPITAL MARKETS, LLC
NTRD	1327267066	PFIZER 11/05/24	07/30/2024	11/05/2024	5.30000	50,000,000.00	49,278,611.11	0.00	MIZUHO SECURITIES LLC
NTRD	1327267069	AUTOBAHN FUND 08/30/24	07/30/2024	08/30/2024	5.34000	40,000,000.00	39,816,066.67	0.00	BLAYLOCK VAN, LLC
NTRD	1327271870	SHEFFIELD RECEIV 10/04/24	07/30/2024	10/04/2024	5.30000	50,000,000.00	49,514,166.67	0.00	CITIGROUP GLOBAL MRKT INC
NTRD	1328079261	OLD LINE FDG 10/30/24	07/31/2024	10/30/2024	5.27000	10,000,000.00	9,866,786.11	0.00	LOOP CAPITAL MARKETS LLC
NTRD	1328079262	CAFCO 10/10/24	07/31/2024	10/10/2024	5.27000	50,000,000.00	49,480,319.44	0.00	GREAT PACIFIC SECURITIES
NTRD	1328079263	AUTOBAHN FUND 09/06/24	07/31/2024	09/06/2024	5.35000	50,000,000.00	49,725,069.44	0.00	BLAYLOCK VAN, LLC
NTRD	1328079265	OLD LINE FDG 10/30/24	07/31/2024	10/30/2024	5.27000	50,000,000.00	49,333,930.56	0.00	LOOP CAPITAL MARKETS LLC
	CPD TOTAL					4,479,356,000.00	4,430,310,345.95	0.00	
NTRD	1318200749	LAC-CAL BAN	07/16/2024	06/30/2027	5.68800	5,000,000.00	5,000,000.00		N/A
	LAC CAL BAN TOTAL					5,000,000.00	5,000,000.00	0.00	
NTRD	1307818801	SHRODE AVE	07/02/2024	09/02/2044	4.75000	282,408.02	282,408.02		N/A
	LA COUNTY REFUNDING BDN TOTAL					282,408.02	282,408.02	0.00	
NTRD	1308913277	US TREASURY BILL 10/03/24	07/03/2024	10/03/2024	5.20500	50,000,000.00	49,334,916.67	0.00	WELLS FARGO
NTRD	1308913286	US TREASURY BILL 10/03/24	07/03/2024	10/03/2024	5.20500	50,000,000.00	49,334,916.67	0.00	WELLS FARGO
NTRD	1309806852	US TREASURY BILL 10/03/24	07/05/2024	10/03/2024	5.21000	49,856,000.00	49,206,625.60	0.00	PIPER SANDLER COMPANIES
NTRD	1309806892	US TREASURY BILL 10/03/24	07/05/2024	10/03/2024	5.21000	50,000,000.00	49,348,750.00	0.00	PIPER SANDLER COMPANIES
NTRD	1310729159	US TREASURY BILL 10/03/24	07/08/2024	10/03/2024	5.21000	50,000,000.00	49,370,458.33	0.00	PIPER SANDLER COMPANIES
NTRD	1311532399	US TREASURY BILL 10/03/24	07/09/2024	10/03/2024	5.20000	50,000,000.00	49,378,888.89	0.00	DAIWA CAP MKTS AMERICA
NTRD	1311532402	US TREASURY BILL 10/03/24	07/09/2024	10/03/2024	5.20000	30,533,000.00	30,153,712.29	0.00	DAIWA CAP MKTS AMERICA
NTRD	1313231496	US TREASURY BILL 09/19/24	07/11/2024	09/19/2024	5.20200	50,000,000.00	49,494,250.00	0.00	US BANKCORP ADVISORS
NTRD	1313231497	US TREASURY BILL 09/19/24	07/11/2024	09/19/2024	5.20200	9,263,000.00	9,169,304.76	0.00	US BANKCORP ADVISORS
NTRD	1314590394	US TREASURY BILL 10/10/24	07/12/2024	10/10/2024	5.19500	50,000,000.00	49,350,625.00	0.00	DAIWA CAPITAL MARKETS AMERICA INC.

LOS ANGELES COUNTY TREASURER
 INVESTMENT TRANSACTIONS JOURNAL
 PURCHASE DETAIL REPORT
 GROUP: POOLED SURPLUS INVESTMENTS
 FOR THE PERIOD: JULY 1, 2024 TO JULY 31, 2024
 ATTACHMENT VIII

Account	Original Trs ID	Description	Settle Date	Maturity Date	Rate	PAR	Principal	Accr Interest	Broker/Dealer
NTRD	1315899653	US TREASURY BILL 10/10/24	07/15/2024	10/10/2024	5.18000	50,000,000.00	49,374,083.33	0.00	PIPER SANDLER COMPANIES
NTRD	1315899654	US TREASURY BILL 10/10/24	07/15/2024	10/10/2024	5.18000	50,000,000.00	49,374,083.33	0.00	PIPER SANDLER COMPANIES
NTRD	1318202531	US TREASURY BILL 10/03/24	07/16/2024	10/03/2024	5.18950	50,000,000.00	49,430,596.53	0.00	J.P. MORGAN SECURITIES LLC
NTRD	1318202532	US TREASURY BILL 10/03/24	07/16/2024	10/03/2024	5.18950	17,558,000.00	17,358,048.28	0.00	J.P. MORGAN SECURITIES LLC
NTRD	1319036784	US TREASURY BILL 10/08/24	07/17/2024	10/08/2024	5.18600	50,000,000.00	49,402,169.44	0.00	US BANCORP ADVISORS
NTRD	1319827949	US TREASURY BILL 10/08/24	07/18/2024	10/08/2024	5.19300	50,000,000.00	49,408,575.00	0.00	J.P. MORGAN SECURITIES LLC
NTRD	1319827952	US TREASURY BILL 10/08/24	07/18/2024	10/08/2024	5.19300	50,000,000.00	49,408,575.00	0.00	J.P. MORGAN SECURITIES LLC
NTRD	1320364352	US TREASURY BILL 10/17/24	07/19/2024	10/17/2024	5.17000	50,000,000.00	49,353,750.00	0.00	FHN FINANCIAL CAPITAL MARKETS
NTRD	1320364354	US TREASURY BILL 10/17/24	07/19/2024	10/17/2024	5.17000	50,000,000.00	49,353,750.00	0.00	FHN FINANCIAL CAPITAL MARKETS
NTRD	1321136051	US TREASURY BILL 09/24/24	07/22/2024	09/24/2024	5.20000	50,000,000.00	49,537,777.78	0.00	PIPER SANDLER COMPANIES
NTRD	1321136053	US TREASURY BILL 09/24/24	07/22/2024	09/24/2024	5.20000	50,000,000.00	49,537,777.78	0.00	PIPER SANDLER COMPANIES
NTRD	1322729661	US TREASURY BILL 10/01/24	07/24/2024	10/01/2024	5.17500	50,000,000.00	49,504,062.50	0.00	UBS SECURITIES LLC
NTRD	1323516962	US TREASURY BILL 10/17/24	07/25/2024	10/17/2024	5.16000	50,000,000.00	49,398,000.00	0.00	J.P. MORGAN SECURITIES LLC
NTRD	1323516967	US TREASURY BILL 10/17/24	07/25/2024	10/17/2024	5.16000	50,000,000.00	49,398,000.00	0.00	J.P. MORGAN SECURITIES LLC
NTRD	1323516968	US TREASURY BILL 10/24/24	07/25/2024	10/24/2024	5.15500	50,000,000.00	49,348,465.28	0.00	WELLS FARGO
NTRD	1323516973	US TREASURY BILL 10/24/24	07/25/2024	10/24/2024	5.15500	50,000,000.00	49,348,465.28	0.00	WELLS FARGO
NTRD	1325384025	US TREASURY BILL 10/31/24	07/26/2024	10/31/2024	5.12500	50,000,000.00	49,309,548.61	0.00	DAIWA CAPITAL MARKETS AMERICA INC.
NTRD	1325384026	US TREASURY BILL 10/31/24	07/26/2024	10/31/2024	5.12500	50,000,000.00	49,309,548.61	0.00	DAIWA CAPITAL MARKETS AMERICA INC.
NTRD	1326308855	US TREASURY BILL 10/24/24	07/29/2024	10/24/2024	5.14000	50,000,000.00	49,378,916.67	0.00	PIPER SANDLER COMPANIES
NTRD	1326308856	US TREASURY BILL 10/15/24	07/29/2024	10/15/2024	5.14500	50,000,000.00	49,442,625.00	0.00	DAIWA CAPITAL MARKETS AMERICA INC.
NTRD	1326308859	US TREASURY BILL 10/24/24	07/29/2024	10/24/2024	5.14000	50,000,000.00	49,378,916.67	0.00	PIPER SANDLER COMPANIES
NTRD	1326308861	US TREASURY BILL 10/15/24	07/29/2024	10/15/2024	5.14500	50,000,000.00	49,442,625.00	0.00	DAIWA CAPITAL MARKETS AMERICA INC.
NTRD	1326308863	US TREASURY BILL 08/13/24	07/29/2024	08/13/2024	5.26000	50,000,000.00	49,890,416.67	0.00	MORGAN KEEGAN & COMPANY, INC.
NTRD	1326308864	US TREASURY BILL 08/13/24	07/29/2024	08/13/2024	5.26000	50,000,000.00	49,890,416.67	0.00	MORGAN KEEGAN & COMPANY, INC.
NTRD	1327267067	US TREASURY BILL 09/10/24	07/30/2024	09/10/2024	5.26300	50,000,000.00	49,692,991.67	0.00	US BANCORP ADVISORS
NTRD	1328079271	US TREASURY BILL 09/24/24	07/31/2024	09/24/2024	5.24000	50,000,000.00	49,599,722.22	0.00	PIPER SANDLER COMPANIES
NTRD	1328079273	US TREASURY BILL 09/24/24	07/31/2024	09/24/2024	5.24000	50,000,000.00	49,599,722.22	0.00	PIPER SANDLER COMPANIES
US TBILLS TOTAL							1,757,210,000.00	1,737,614,077.75	0.00
NTRD- PSI TOTAL							9,036,656,408.02	8,948,559,772.39	60,436.64
PSI TOTAL							9,036,656,408.02	8,948,559,772.39	60,436.64

LOS ANGELES COUNTY TREASURER
 INVESTMENT TRANSACTIONS JOURNAL
 CALLS-SALES REPORT
 GROUP: POOLED SURPLUS INVESTMENTS
 FOR THE PERIOD: JULY 1, 2024 TO JULY 31, 2024
 ATTACHMENT VIII

Account	Original Trs ID	Description	CUSIP	Transaction Type	Settle Date	Maturity Date	Rate	PAR	Principal	Interest	Settlement Amount
NTRD	1322053970	FEDERAL HOME LOAN MORTGAGE CORP	3134GYX23	Call Redemption	07/26/2024	07/26/2027	5.73000	50,000,000.00	50,000,000.00	0.00	50,000,000.00
	1322054110	FEDERAL HOME LOAN MORTGAGE CORP	3134GYX23	Coupon	07/26/2024	07/26/2027	5.73000	0.00	0.00	1,432,500.00	1,432,500.00
NTRD-PSI TOTAL								50,000,000.00	50,000,000.00	1,432,500.00	51,432,500.00
PSI TOTAL								50,000,000.00	50,000,000.00	1,432,500.00	51,432,500.00

LOS ANGELES COUNTY TREASURER
 COMPARISON OF INVESTMENT COST TO MARKET VALUE
 AS OF JULY 31, 2024
 ATTACHMENT IX

SECURITY TYPE	POOLED			SPECIFIC PURPOSE		
	Amortized Cost	Market Value	Mkt Value Difference	Amortized Cost	Market Value	Mkt Value Difference
Collateralized CD's	\$0.00	\$0.00	\$0.00	\$0.00	\$0.00	\$0.00
Negotiable CD's	2,200,000,000.00	2,200,058,703.50	58,703.50	0.00	0.00	0.00
Euro CD's	0.00	0.00	0.00	0.00	0.00	0.00
Bankers Acceptances	0.00	0.00	0.00	0.00	0.00	0.00
Commercial Paper	13,616,049,094.68	13,614,073,267.17	(1,975,827.51)	0.00	0.00	0.00
Governments	10,076,024,301.39	9,883,365,778.19	(192,658,523.20)	121,945,031.91	121,942,786.58	(2,245.33)
Agencies	28,528,415,738.43	26,681,089,498.84	(1,847,326,239.59)	217,408,137.07	196,152,747.65	(21,255,389.42)
Municipals	43,282,408.02	43,282,408.02	0.00	2,060,000.00	2,060,000.00	0.00
Corp. & Deposit Notes	0.00	0.00	0.00	0.00	0.00	0.00
Repurchase Agreements	0.00	0.00	0.00	0.00	0.00	0.00
Asset Backed	0.00	0.00	0.00	0.00	0.00	0.00
Other	0.00	0.00	0.00	43,316,383.34	43,316,383.34	0.00
TOTAL	<u>\$54,463,771,542.52</u>	<u>\$52,421,869,655.72</u>	<u>(\$2,041,901,886.80)</u>	<u>\$384,729,552.32</u>	<u>\$363,471,917.57</u>	<u>(\$21,257,634.75)</u>

Market Pricing Policies and Source:

The Pooled Surplus Investment Portfolio (PSI) is market priced monthly using Citibank Valuation Total Report month-end prices. Securities not actively traded, and therefore may not have a month-end price quoted in the Citibank Valuation Total Report, are priced in accordance with industry pricing standards and are shown on Attachment IXa. Bond Anticipation Notes are private placements not actively traded, are not included in the Citibank Valuation Total Report. Accordingly, market value is priced at Cost. Such non-traded securities make up 0.04% of the PSI Portfolio.

LOS ANGELES COUNTY TREASURER
MARKET PRICING EXCEPTIONS
AS OF JULY 31, 2024
ATTACHMENT IXa

Security ID	Description	Calculated Market Price
22536HFW4	CREDIT AGRICOLE CORPORATE AND INVESTMENT BANK, NEW	99.996
22536HLQ0	CREDIT AGRICOLE CORPORATE AND INVESTMENT BANK, NEW	99.999

LOS ANGELES COUNTY TREASURER
 TREASURER PORTFOLIO COMPARED TO MARKET VALUE
 FOR THE PERIOD: JULY 1, 2024 TO JULY 31, 2024
 FUND: POOLED SURPLUS INVESTMENTS
 ATTACHMENT X

Security ID	CUSIP	Description	Final Maturity	Face Rate	PAR	Amortized Cost	Historical Cost	Market Value
1022381769	3133EPGV1	FEDERAL FARM CREDIT BANKS FUNDING CORP	04/28/2026	4.480	50,000,000.00	50,000,000.00	50,000,000.00	49,673,000.00
821809165	3133EMLN0	FEDERAL FARM CREDIT BANKS FUNDING CORP	12/23/2030	1.240	50,000,000.00	50,000,000.00	50,000,000.00	41,094,500.00
821810641	3133ENCC2	FEDERAL FARM CREDIT BANKS FUNDING CORP	10/27/2031	1.980	20,000,000.00	20,000,000.00	20,000,000.00	16,886,600.00
821809066	3133EL5L4	FEDERAL FARM CREDIT BANKS FUNDING CORP	06/03/2030	1.250	50,000,000.00	50,000,000.00	50,000,000.00	41,982,500.00
1104833997	3133EPWS0	FEDERAL FARM CREDIT BANKS FUNDING CORP	09/25/2026	5.200	25,000,000.00	25,000,000.00	25,000,000.00	25,034,250.00
821809918	3133ENMB4	FEDERAL FARM CREDIT BANKS FUNDING CORP	01/14/2031	1.380	25,000,000.00	25,000,000.00	25,000,000.00	20,759,250.00
821809490	3133EMFG2	FEDERAL FARM CREDIT BANKS FUNDING CORP	11/04/2030	1.370	50,000,000.00	50,000,000.00	50,000,000.00	41,707,500.00
821810656	3133ELXZ2	FEDERAL FARM CREDIT BANKS FUNDING CORP	04/27/2027	1.020	20,925,000.00	20,952,604.51	20,995,517.25	19,179,855.00
821809462	3133EMVB5	FEDERAL FARM CREDIT BANKS FUNDING CORP	04/05/2029	1.730	25,000,000.00	25,000,000.00	25,000,000.00	22,339,500.00
821810615	3133EL2K9	FEDERAL FARM CREDIT BANKS FUNDING CORP	07/30/2029	1.120	20,000,000.00	20,000,000.00	20,000,000.00	17,175,400.00
821809731	3133ELC77	FEDERAL FARM CREDIT BANKS FUNDING CORP	05/27/2027	1.040	35,500,000.00	35,500,000.00	35,500,000.00	32,376,000.00
821809064	3133EMLN0	FEDERAL FARM CREDIT BANKS FUNDING CORP	12/23/2030	1.240	50,000,000.00	50,000,000.00	50,000,000.00	41,094,500.00
821809877	3133ENKZ2	FEDERAL FARM CREDIT BANKS FUNDING CORP	01/14/2032	2.000	25,000,000.00	24,906,550.40	24,875,000.00	21,356,000.00
821809507	3133ENJC5	FEDERAL FARM CREDIT BANKS FUNDING CORP	12/22/2026	1.290	25,000,000.00	25,000,000.00	25,000,000.00	23,193,750.00
821810701	3133ENFN5	FEDERAL FARM CREDIT BANKS FUNDING CORP	11/30/2026	1.540	25,000,000.00	25,000,000.00	25,000,000.00	23,391,250.00
821810441	3133ENLS7	FEDERAL FARM CREDIT BANKS FUNDING CORP	01/26/2032	2.320	25,000,000.00	25,000,000.00	25,000,000.00	21,535,250.00
821810497	3133EMVA7	FEDERAL FARM CREDIT BANKS FUNDING CORP	04/01/2031	2.020	25,000,000.00	25,000,000.00	25,000,000.00	21,496,750.00
821810398	3133ENMP2	FEDERAL FARM CREDIT BANKS FUNDING CORP	01/27/2032	2.230	25,000,000.00	25,000,000.00	25,000,000.00	21,335,000.00
821809049	3133EMFH0	FEDERAL FARM CREDIT BANKS FUNDING CORP	11/04/2030	1.300	50,000,000.00	50,000,000.00	50,000,000.00	41,618,200.00
821809892	3133EMGT3	FEDERAL FARM CREDIT BANKS FUNDING CORP	11/19/2030	1.340	25,000,000.00	25,000,000.00	25,000,000.00	20,740,000.00
821809576	3133EL5F7	FEDERAL FARM CREDIT BANKS FUNDING CORP	12/01/2028	1.030	40,000,000.00	39,939,855.45	39,885,600.00	34,844,400.00
821809520	3133ENHP8	FEDERAL FARM CREDIT BANKS FUNDING CORP	12/20/2028	1.450	25,000,000.00	24,983,084.09	24,973,000.00	22,336,250.00
821810695	3133EMWA6	FEDERAL FARM CREDIT BANKS FUNDING CORP	04/14/2028	1.430	25,000,000.00	25,000,000.00	25,000,000.00	22,544,500.00
821809055	3133EMGT3	FEDERAL FARM CREDIT BANKS FUNDING CORP	11/19/2030	1.340	50,000,000.00	50,000,000.00	50,000,000.00	41,480,000.00
821810624	3133ENDC1	FEDERAL FARM CREDIT BANKS FUNDING CORP	11/03/2026	1.330	20,000,000.00	19,995,487.40	19,990,000.00	18,669,400.00
821810553	3133EMWB4	FEDERAL FARM CREDIT BANKS FUNDING CORP	04/14/2031	2.040	25,000,000.00	25,000,000.00	25,000,000.00	21,509,500.00
821809516	3133ENEM8	FEDERAL FARM CREDIT BANKS FUNDING CORP	11/23/2026	1.430	25,000,000.00	25,000,000.00	25,000,000.00	23,347,750.00
821809744	3133ENEF3	FEDERAL FARM CREDIT BANKS FUNDING CORP	11/16/2026	1.270	20,000,000.00	20,000,000.00	20,000,000.00	18,599,600.00
821809879	3133ENLL2	FEDERAL FARM CREDIT BANKS FUNDING CORP	01/20/2032	2.050	25,000,000.00	25,000,000.00	25,000,000.00	21,061,500.00
821810568	3133EL3J1	FEDERAL FARM CREDIT BANKS FUNDING CORP	08/12/2030	1.150	10,551,000.00	10,541,977.33	10,536,228.60	8,765,454.27
821809501	3133EL6D1	FEDERAL FARM CREDIT BANKS FUNDING CORP	09/10/2029	1.230	25,000,000.00	25,000,000.00	25,000,000.00	21,520,250.00
1118108042	3133EPYC3	FEDERAL FARM CREDIT BANKS FUNDING CORP	10/20/2027	5.360	25,000,000.00	25,000,000.00	25,000,000.00	25,067,000.00
821809757	3133ENLE8	FEDERAL FARM CREDIT BANKS FUNDING CORP	01/18/2028	1.830	25,000,000.00	25,000,000.00	25,000,000.00	23,027,000.00
821810751	3133ENHB9	FEDERAL FARM CREDIT BANKS FUNDING CORP	12/14/2028	1.840	25,000,000.00	25,000,000.00	25,000,000.00	22,547,000.00
821809053	3133EMFH0	FEDERAL FARM CREDIT BANKS FUNDING CORP	11/04/2030	1.300	50,000,000.00	50,000,000.00	50,000,000.00	41,618,200.00
845641500	3133ENV74	FEDERAL FARM CREDIT BANKS FUNDING CORP	05/03/2027	3.490	25,000,000.00	25,000,000.00	25,000,000.00	24,378,500.00
821810697	3133EMWA6	FEDERAL FARM CREDIT BANKS FUNDING CORP	04/14/2028	1.430	25,000,000.00	25,000,000.00	25,000,000.00	22,544,500.00
821809475	3133EL3J1	FEDERAL FARM CREDIT BANKS FUNDING CORP	08/12/2030	1.150	50,000,000.00	49,957,242.69	49,930,000.00	41,538,500.00
821810051	3133EMJZ6	FEDERAL FARM CREDIT BANKS FUNDING CORP	12/10/2031	1.170	37,000,000.00	36,862,392.41	36,794,280.00	29,708,780.00
903285066	3133ENJ35	FEDERAL FARM CREDIT BANKS FUNDING CORP	02/25/2026	3.320	25,000,000.00	24,997,916.77	24,995,350.00	24,545,000.00
821810781	3133ENKH2	FEDERAL FARM CREDIT BANKS FUNDING CORP	01/10/2028	1.600	25,000,000.00	25,000,000.00	25,000,000.00	22,861,750.00
821809572	3133EMNW8	FEDERAL FARM CREDIT BANKS FUNDING CORP	01/27/2027	0.700	40,000,000.00	40,000,000.00	40,000,000.00	36,586,400.00
821810092	3133EL4P6	FEDERAL FARM CREDIT BANKS FUNDING CORP	08/20/2029	1.140	25,000,000.00	25,000,000.00	25,000,000.00	21,464,750.00
821809783	3133ENCC2	FEDERAL FARM CREDIT BANKS FUNDING CORP	10/27/2031	1.980	25,000,000.00	25,000,000.00	25,000,000.00	21,108,250.00
821810303	3133ENGR5	FEDERAL FARM CREDIT BANKS FUNDING CORP	12/09/2031	2.200	25,000,000.00	25,000,000.00	25,000,000.00	21,355,500.00
821810753	3133ENHB9	FEDERAL FARM CREDIT BANKS FUNDING CORP	12/14/2028	1.840	25,000,000.00	25,000,000.00	25,000,000.00	22,547,000.00
821810677	3133EMLM2	FEDERAL FARM CREDIT BANKS FUNDING CORP	02/21/2031	1.125	21,750,000.00	21,750,000.00	21,750,000.00	17,840,437.50
888663308	3133ENC40	FEDERAL FARM CREDIT BANKS FUNDING CORP	07/25/2029	4.330	25,000,000.00	25,000,000.00	25,000,000.00	24,596,250.00
821809512	3133ENDC1	FEDERAL FARM CREDIT BANKS FUNDING CORP	11/03/2026	1.330	25,000,000.00	25,000,000.00	25,000,000.00	23,336,750.00
821809015	3133EL4P6	FEDERAL FARM CREDIT BANKS FUNDING CORP	08/20/2029	1.140	43,338,000.00	43,301,355.36	43,272,993.00	37,209,573.42
821809911	3133EMGT3	FEDERAL FARM CREDIT BANKS FUNDING CORP	11/19/2030	1.340	25,000,000.00	25,000,000.00	25,000,000.00	20,740,000.00
821810776	3133ENKH2	FEDERAL FARM CREDIT BANKS FUNDING CORP	01/10/2028	1.600	25,000,000.00	25,000,000.00	25,000,000.00	22,861,750.00
821809286	3133EMSX1	FEDERAL FARM CREDIT BANKS FUNDING CORP	03/15/2029	1.550	50,000,000.00	49,810,874.45	49,675,000.00	44,374,500.00
906065817	3133ENJ76	FEDERAL FARM CREDIT BANKS FUNDING CORP	09/06/2029	4.400	25,000,000.00	25,000,000.00	25,000,000.00	24,652,000.00
1245941140	3133ERBB6	FEDERAL FARM CREDIT BANKS FUNDING CORP	04/16/2029	5.420	50,000,000.00	50,000,000.00	50,000,000.00	50,053,500.00
821809486	3133EL6L3	FEDERAL FARM CREDIT BANKS FUNDING CORP	09/09/2030	1.320	50,000,000.00	50,000,000.00	50,000,000.00	41,906,500.00
821809738	3133ENLZ1	FEDERAL FARM CREDIT BANKS FUNDING CORP	01/26/2027	1.780	25,000,000.00	25,000,000.00	25,000,000.00	23,449,750.00
821809273	3133EMLN0	FEDERAL FARM CREDIT BANKS FUNDING CORP	12/23/2030	1.240	50,000,000.00	50,000,000.00	50,000,000.00	41,094,500.00
861158866	3133ENXS4	FEDERAL FARM CREDIT BANKS FUNDING CORP	05/26/2026	3.375	25,000,000.00	25,000,000.00	25,000,000.00	24,464,000.00
821809142	3133EMLM2	FEDERAL FARM CREDIT BANKS FUNDING CORP	02/21/2031	1.125	22,956,000.00	22,954,519.66	22,953,704.40	18,829,659.00
821809667	3133ELC85	FEDERAL FARM CREDIT BANKS FUNDING CORP	05/27/2026	0.820	25,000,000.00	25,000,000.00	25,000,000.00	23,398,000.00
821809099	3133EMNW8	FEDERAL FARM CREDIT BANKS FUNDING CORP	01/27/2027	0.700	50,000,000.00	50,000,000.00	50,000,000.00	45,733,000.00
821809170	3133EMFU1	FEDERAL FARM CREDIT BANKS FUNDING CORP	11/03/2032	1.240	18,330,000.00	18,330,000.00	18,330,000.00	14,371,819.80
821810524	3133EMVA7	FEDERAL FARM CREDIT BANKS FUNDING CORP	04/01/2031	2.020	25,000,000.00	25,000,000.00	25,000,000.00	21,496,750.00
888663310	3133ENC40	FEDERAL FARM CREDIT BANKS FUNDING CORP	07/25/2029	4.330	50,000,000.00	50,000,000.00	50,000,000.00	49,192,500.00

LOS ANGELES COUNTY TREASURER
 TREASURER PORTFOLIO COMPARED TO MARKET VALUE
 FOR THE PERIOD: JULY 1, 2024 TO JULY 31, 2024
 FUND: POOLED SURPLUS INVESTMENTS
 ATTACHMENT X

Security ID	CUSIP	Description	Final Maturity	Face Rate	PAR	Amortized Cost	Historical Cost	Market Value
821809056	3133EMVH2	FEDERAL FARM CREDIT BANKS FUNDING CORP	04/05/2028	1.570	50,000,000.00	50,000,000.00	50,000,000.00	45,503,000.00
821809499	3133EL5U4	FEDERAL FARM CREDIT BANKS FUNDING CORP	09/01/2028	1.120	25,000,000.00	25,000,000.00	25,000,000.00	22,098,250.00
821809133	3133EMVH2	FEDERAL FARM CREDIT BANKS FUNDING CORP	04/05/2028	1.570	50,000,000.00	50,000,000.00	50,000,000.00	45,503,000.00
1125181600	3133EPZZ1	FEDERAL FARM CREDIT BANKS FUNDING CORP	11/03/2028	5.570	30,000,000.00	30,000,000.00	30,000,000.00	30,150,900.00
821810673	3133EMSX1	FEDERAL FARM CREDIT BANKS FUNDING CORP	03/15/2029	1.550	20,945,000.00	20,865,775.32	20,808,857.50	18,588,478.05
946107249	3133EN3B4	FEDERAL FARM CREDIT BANKS FUNDING CORP	05/28/2026	5.340	25,000,000.00	25,000,000.00	25,000,000.00	24,981,500.00
821809297	3133EMUG5	FEDERAL FARM CREDIT BANKS FUNDING CORP	03/24/2031	1.980	50,000,000.00	49,916,689.56	49,875,000.00	43,079,500.00
821809508	3133EMJW3	FEDERAL FARM CREDIT BANKS FUNDING CORP	12/09/2027	0.860	26,200,000.00	26,200,000.00	26,200,000.00	23,429,821.60
821809480	3133EMKX9	FEDERAL FARM CREDIT BANKS FUNDING CORP	12/23/2030	1.170	50,000,000.00	49,952,046.84	49,925,000.00	40,903,000.00
829937661	3133ENTQ3	FEDERAL FARM CREDIT BANKS FUNDING CORP	04/04/2029	3.500	21,000,000.00	21,000,000.00	21,000,000.00	20,137,530.00
821810744	3133ENGD6	FEDERAL FARM CREDIT BANKS FUNDING CORP	12/06/2028	1.780	25,000,000.00	25,000,000.00	25,000,000.00	22,500,000.00
1115547787	3133EPYC3	FEDERAL FARM CREDIT BANKS FUNDING CORP	10/20/2027	5.360	40,000,000.00	40,000,000.00	40,000,000.00	40,107,200.00
821810354	3133ENMP2	FEDERAL FARM CREDIT BANKS FUNDING CORP	01/27/2032	2.230	25,000,000.00	25,000,000.00	25,000,000.00	21,335,000.00
821810647	3133ENJL5	FEDERAL FARM CREDIT BANKS FUNDING CORP	12/27/2028	1.450	20,000,000.00	20,000,000.00	20,000,000.00	17,709,000.00
821810576	3133EMB50	FEDERAL FARM CREDIT BANKS FUNDING CORP	05/27/2031	1.940	11,923,000.00	11,923,000.00	11,923,000.00	10,176,757.42
865756667	3133ENVN7	FEDERAL FARM CREDIT BANKS FUNDING CORP	04/27/2029	3.140	16,250,000.00	16,222,902.27	16,210,512.50	15,587,487.50
821810675	3133EMG48	FEDERAL FARM CREDIT BANKS FUNDING CORP	06/14/2029	1.590	21,072,000.00	21,003,456.24	20,966,640.00	18,654,409.44
899279683	3133ENF96	FEDERAL FARM CREDIT BANKS FUNDING CORP	08/17/2026	3.960	25,000,000.00	25,000,000.00	25,000,000.00	24,618,750.00
1264134974	3133ERCW9	FEDERAL FARM CREDIT BANKS FUNDING CORP	04/30/2029	5.625	41,060,000.00	41,060,000.01	41,060,000.01	41,101,060.00
821810761	3133ELXZ2	FEDERAL FARM CREDIT BANKS FUNDING CORP	04/27/2027	1.020	5,000,000.00	5,000,000.00	5,000,000.00	4,583,000.00
821810690	3133EMNB4	FEDERAL FARM CREDIT BANKS FUNDING CORP	01/14/2031	1.380	25,000,000.00	25,000,000.00	25,000,000.00	20,759,250.00
821808961	3133EMFU1	FEDERAL FARM CREDIT BANKS FUNDING CORP	11/03/2032	1.240	18,330,000.00	18,330,000.00	18,330,000.00	14,371,819.80
821810044	3133EKNH5	FEDERAL FARM CREDIT BANKS FUNDING CORP	08/28/2024	2.320	50,000,000.00	50,004,033.11	50,286,500.00	49,876,000.00
1229752163	3133EP6N0	FEDERAL FARM CREDIT BANKS FUNDING CORP	03/25/2025	5.050	50,000,000.00	50,000,000.00	50,000,000.00	49,911,000.00
1236077155	3133EP6X8	FEDERAL FARM CREDIT BANKS FUNDING CORP	04/02/2029	5.370	50,000,000.00	50,000,000.00	50,000,000.00	50,025,500.00
821809762	3133ENGL8	FEDERAL FARM CREDIT BANKS FUNDING CORP	12/07/2029	2.000	20,000,000.00	20,000,000.00	20,000,000.00	17,765,600.00
899594363	3133ENG20	FEDERAL FARM CREDIT BANKS FUNDING CORP	08/15/2024	3.300	25,000,000.00	25,000,000.00	25,000,000.00	24,974,500.00
821809678	3133EL5F7	FEDERAL FARM CREDIT BANKS FUNDING CORP	12/01/2028	1.030	25,000,000.00	25,000,000.00	25,000,000.00	21,777,750.00
821809747	3133ENJZ4	FEDERAL FARM CREDIT BANKS FUNDING CORP	01/05/2032	1.800	25,000,000.00	24,993,499.80	24,991,250.00	20,740,250.00
821809676	3133EMLM2	FEDERAL FARM CREDIT BANKS FUNDING CORP	02/21/2031	1.125	25,000,000.00	24,995,969.64	24,993,750.00	20,506,250.00
821810272	3133ELWV0	FEDERAL FARM CREDIT BANKS FUNDING CORP	04/21/2027	1.330	25,000,000.00	25,000,000.00	25,000,000.00	23,056,250.00
821810769	3133ENFR6	FEDERAL FARM CREDIT BANKS FUNDING CORP	12/01/2025	1.340	9,880,000.00	9,880,000.00	9,880,000.00	9,441,031.60
859635093	3133ENVH0	FEDERAL FARM CREDIT BANKS FUNDING CORP	04/26/2030	3.125	21,450,000.00	21,393,311.03	21,371,707.50	20,291,914.50
1321136050	3133ERLJ8	FEDERAL FARM CREDIT BANKS FUNDING CORP	07/18/2031	5.520	36,769,000.00	36,750,658.79	36,750,615.50	36,734,804.83
821809519	3133ENKA7	FEDERAL FARM CREDIT BANKS FUNDING CORP	01/05/2032	2.125	30,000,000.00	30,000,000.00	30,000,000.00	25,437,900.00
821809491	3133EL7A6	FEDERAL FARM CREDIT BANKS FUNDING CORP	09/10/2030	0.950	25,000,000.00	24,927,455.84	24,881,250.00	20,641,500.00
821809052	3133EMGT3	FEDERAL FARM CREDIT BANKS FUNDING CORP	11/19/2030	1.340	50,000,000.00	50,000,000.00	50,000,000.00	41,480,000.00
821810797	3133EMWN8	FEDERAL FARM CREDIT BANKS FUNDING CORP	04/19/2029	1.700	25,000,000.00	25,000,000.00	25,000,000.00	22,285,250.00
821809164	3133EL5K6	FEDERAL FARM CREDIT BANKS FUNDING CORP	09/03/2030	1.240	50,000,000.00	49,939,101.86	49,900,000.00	41,676,500.00
821809308	3133ENJM3	FEDERAL FARM CREDIT BANKS FUNDING CORP	12/27/2027	1.480	50,000,000.00	50,000,000.00	50,000,000.00	45,322,000.00
821809732	3133ELED2	FEDERAL FARM CREDIT BANKS FUNDING CORP	12/18/2025	1.820	36,274,000.00	36,269,812.64	36,255,863.00	34,877,451.00
821810586	3133ENMT4	FEDERAL FARM CREDIT BANKS FUNDING CORP	02/01/2030	2.050	25,000,000.00	25,000,000.00	25,000,000.00	22,201,750.00
821809448	3133ELC28	FEDERAL FARM CREDIT BANKS FUNDING CORP	05/27/2025	0.730	50,000,000.00	50,000,000.00	50,000,000.00	48,257,500.00
956307628	3133EN4K3	FEDERAL FARM CREDIT BANKS FUNDING CORP	12/20/2027	5.330	25,000,000.00	25,000,000.00	25,000,000.00	24,942,000.00
933638115	3133ENX88	FEDERAL FARM CREDIT BANKS FUNDING CORP	11/03/2025	5.200	25,000,000.00	25,000,000.00	25,000,000.00	24,964,875.00
821809493	3133EMYE6	FEDERAL FARM CREDIT BANKS FUNDING CORP	05/04/2026	1.000	25,000,000.00	24,986,835.99	24,962,500.00	23,522,000.00
821809465	3133EL6L3	FEDERAL FARM CREDIT BANKS FUNDING CORP	09/09/2030	1.320	32,190,000.00	32,190,000.00	32,190,000.00	26,979,404.70
821810530	3133EMWB4	FEDERAL FARM CREDIT BANKS FUNDING CORP	04/14/2031	2.040	25,000,000.00	25,000,000.00	25,000,000.00	21,509,500.00
863901902	3133ENX33	FEDERAL FARM CREDIT BANKS FUNDING CORP	06/01/2029	3.930	25,000,000.00	24,987,057.59	24,981,250.00	24,360,000.00
866508567	3133ENXV7	FEDERAL FARM CREDIT BANKS FUNDING CORP	06/02/2031	4.330	25,000,000.00	25,000,000.00	25,000,000.00	24,442,750.00
1126839223	3133EPZZ1	FEDERAL FARM CREDIT BANKS FUNDING CORP	11/03/2028	5.570	24,295,000.00	24,295,000.00	24,295,000.00	24,417,203.85
821809521	3133ENKV1	FEDERAL FARM CREDIT BANKS FUNDING CORP	01/13/2027	1.500	25,000,000.00	24,991,422.51	24,982,500.00	23,393,500.00
821809050	3133EMJK9	FEDERAL FARM CREDIT BANKS FUNDING CORP	12/09/2030	1.280	50,000,000.00	49,920,557.20	49,875,000.00	41,248,500.00
1122064631	3133EPZH1	FEDERAL FARM CREDIT BANKS FUNDING CORP	10/27/2026	5.420	50,000,000.00	50,000,000.00	50,000,000.00	50,326,500.00
821809224	3133EL5K6	FEDERAL FARM CREDIT BANKS FUNDING CORP	09/03/2030	1.240	50,000,000.00	50,000,000.00	50,000,000.00	41,676,500.00
821810455	3133EMGK2	FEDERAL FARM CREDIT BANKS FUNDING CORP	11/12/2030	1.030	25,000,000.00	24,992,148.15	24,987,500.00	20,585,000.00
821810743	3133ENGD6	FEDERAL FARM CREDIT BANKS FUNDING CORP	12/06/2028	1.780	25,000,000.00	25,000,000.00	25,000,000.00	22,500,000.00
1055914263	3133EPNF8	FEDERAL FARM CREDIT BANKS FUNDING CORP	06/23/2026	4.820	25,000,000.00	24,976,357.21	24,962,500.00	24,907,500.00
1243484826	3133ERAB7	FEDERAL FARM CREDIT BANKS FUNDING CORP	04/10/2028	5.300	50,000,000.00	50,000,000.00	50,000,000.00	50,027,500.00
821809702	3133EMUK6	FEDERAL FARM CREDIT BANKS FUNDING CORP	03/25/2026	1.050	25,000,000.00	25,000,000.00	25,000,000.00	23,620,250.00
1121394790	3133EPYT6	FEDERAL FARM CREDIT BANKS FUNDING CORP	10/20/2028	5.520	39,370,000.00	39,370,000.00	39,370,000.00	39,585,353.90
821809506	3133EMMD1	FEDERAL FARM CREDIT BANKS FUNDING CORP	01/06/2031	1.240	25,000,000.00	25,000,000.00	25,000,000.00	20,543,500.00
821810700	3133ENFN5	FEDERAL FARM CREDIT BANKS FUNDING CORP	11/30/2026	1.540	25,000,000.00	25,000,000.00	25,000,000.00	23,391,250.00
900293453	3133ENG61	FEDERAL FARM CREDIT BANKS FUNDING CORP	08/16/2032	4.700	25,000,000.00	24,979,900.08	24,975,000.00	24,447,250.00
1046329690	3133EPMA0	FEDERAL FARM CREDIT BANKS FUNDING CORP	06/09/2028	4.690	25,000,000.00	25,000,000.00	25,000,000.00	24,893,500.00

LOS ANGELES COUNTY TREASURER
TREASURER PORTFOLIO COMPARED TO MARKET VALUE
FOR THE PERIOD: JULY 1, 2024 TO JULY 31, 2024
FUND: POOLED SURPLUS INVESTMENTS
ATTACHMENT X

Security ID	CUSIP	Description	Final Maturity	Face Rate	PAR	Amortized Cost	Historical Cost	Market Value
821810134	3133EMUQ3	FEDERAL FARM CREDIT BANKS FUNDING CORP	03/30/2027	1.300	25,000,000.00	25,000,000.00	25,000,000.00	23,079,250.00
821810638	3133ENDL1	FEDERAL FARM CREDIT BANKS FUNDING CORP	11/08/2027	1.400	20,000,000.00	20,000,000.00	20,000,000.00	18,162,000.00
821810709	3133ENFN5	FEDERAL FARM CREDIT BANKS FUNDING CORP	11/30/2026	1.540	25,000,000.00	25,000,000.00	25,000,000.00	23,391,250.00
1318202537	3133ERLJ8	FEDERAL FARM CREDIT BANKS FUNDING CORP	07/18/2031	5.520	25,000,000.00	25,000,000.00	25,000,000.00	24,976,750.00
821810248	3133ELWW0	FEDERAL FARM CREDIT BANKS FUNDING CORP	04/21/2027	1.330	25,000,000.00	25,000,000.00	25,000,000.00	23,056,250.00
821809375	3133ELXZ2	FEDERAL FARM CREDIT BANKS FUNDING CORP	04/27/2027	1.020	35,000,000.00	35,000,000.00	35,000,000.00	32,081,000.00
878042078	3133ENZQ6	FEDERAL FARM CREDIT BANKS FUNDING CORP	06/29/2032	4.700	20,000,000.00	19,936,731.45	19,920,000.00	19,494,000.00
821809771	3133ENGL8	FEDERAL FARM CREDIT BANKS FUNDING CORP	12/07/2029	2.000	20,000,000.00	20,000,000.00	20,000,000.00	17,765,600.00
821809233	3133ENEF3	FEDERAL FARM CREDIT BANKS FUNDING CORP	11/16/2026	1.270	20,000,000.00	20,000,000.00	20,000,000.00	18,599,600.00
821810653	3133ENLL2	FEDERAL FARM CREDIT BANKS FUNDING CORP	01/20/2032	2.050	20,000,000.00	20,000,000.00	20,000,000.00	16,849,200.00
821809054	3133ENNB4	FEDERAL FARM CREDIT BANKS FUNDING CORP	01/14/2031	1.380	50,000,000.00	49,961,276.01	49,940,000.00	41,518,500.00
821810431	3133EMKY7	FEDERAL FARM CREDIT BANKS FUNDING CORP	12/21/2027	0.740	20,000,000.00	20,000,000.00	20,000,000.00	17,759,800.00
821810793	3133EMWN8	FEDERAL FARM CREDIT BANKS FUNDING CORP	04/19/2029	1.700	25,000,000.00	25,000,000.00	25,000,000.00	22,285,250.00
821810319	3133EMDT6	FEDERAL FARM CREDIT BANKS FUNDING CORP	01/21/2028	0.900	17,300,000.00	17,296,262.25	17,292,215.00	15,419,317.00
821809515	3133ENXX5	FEDERAL FARM CREDIT BANKS FUNDING CORP	04/30/2029	1.430	30,000,000.00	30,000,000.00	30,000,000.00	26,395,200.00
821809880	3133ELC85	FEDERAL FARM CREDIT BANKS FUNDING CORP	05/27/2026	0.820	25,000,000.00	25,000,000.00	25,000,000.00	23,398,000.00
821809756	3133ENGL8	FEDERAL FARM CREDIT BANKS FUNDING CORP	12/07/2029	2.000	20,000,000.00	20,000,000.00	20,000,000.00	17,765,600.00
821810487	3133EMVA7	FEDERAL FARM CREDIT BANKS FUNDING CORP	04/01/2031	2.020	25,000,000.00	25,000,000.00	25,000,000.00	21,496,750.00
821809220	3133EL5K6	FEDERAL FARM CREDIT BANKS FUNDING CORP	09/03/2030	1.240	50,000,000.00	50,000,000.00	50,000,000.00	41,676,500.00
821810459	3133EMGK2	FEDERAL FARM CREDIT BANKS FUNDING CORP	11/12/2030	1.030	25,000,000.00	24,975,659.24	24,961,250.00	20,585,000.00
821809670	3133EL5F7	FEDERAL FARM CREDIT BANKS FUNDING CORP	12/01/2028	1.030	25,000,000.00	25,000,000.00	25,000,000.00	21,777,750.00
1109093626	3133EPWS0	FEDERAL FARM CREDIT BANKS FUNDING CORP	09/25/2026	5.200	40,708,000.00	40,678,655.85	40,667,292.00	40,763,769.96
863901898	3133ENXX3	FEDERAL FARM CREDIT BANKS FUNDING CORP	06/01/2029	3.930	20,000,000.00	20,000,000.00	20,000,000.00	19,488,000.00
821809840	3133ENLR9	FEDERAL FARM CREDIT BANKS FUNDING CORP	01/24/2029	2.000	25,000,000.00	25,000,000.00	25,000,000.00	22,647,250.00
821809474	3133EMSG8	FEDERAL FARM CREDIT BANKS FUNDING CORP	03/03/2027	1.100	50,000,000.00	49,983,842.99	49,962,500.00	46,049,000.00
1322061996	3133ERMJ7	FEDERAL FARM CREDIT BANKS FUNDING CORP	01/29/2032	5.750	50,000,000.00	50,000,000.00	50,000,000.00	49,986,300.00
821809067	3133EL5L4	FEDERAL FARM CREDIT BANKS FUNDING CORP	06/03/2030	1.250	50,000,000.00	50,000,000.00	50,000,000.00	41,982,500.00
821809418	3133EMDT6	FEDERAL FARM CREDIT BANKS FUNDING CORP	01/21/2028	0.900	50,000,000.00	49,989,197.26	49,977,500.00	44,564,500.00
1131865559	3133EPB38	FEDERAL FARM CREDIT BANKS FUNDING CORP	11/17/2027	5.230	25,000,000.00	25,000,000.00	25,000,000.00	25,144,250.00
821809044	3133EMJK9	FEDERAL FARM CREDIT BANKS FUNDING CORP	12/09/2030	1.280	50,000,000.00	50,000,000.00	50,000,000.00	41,248,500.00
821809470	3133ELTS3	FEDERAL FARM CREDIT BANKS FUNDING CORP	03/17/2027	1.000	50,000,000.00	50,000,000.00	50,000,000.00	45,871,000.00
868381884	3133ENYM6	FEDERAL FARM CREDIT BANKS FUNDING CORP	06/08/2028	3.780	25,000,000.00	25,000,000.00	25,000,000.00	24,368,750.00
821810450	3133ENLS7	FEDERAL FARM CREDIT BANKS FUNDING CORP	01/26/2032	2.320	25,000,000.00	25,000,000.00	25,000,000.00	21,535,250.00
821810762	3133EMFG2	FEDERAL FARM CREDIT BANKS FUNDING CORP	11/04/2030	1.370	6,000,000.00	6,000,000.00	6,000,000.00	5,004,900.00
1132575157	3133EPB38	FEDERAL FARM CREDIT BANKS FUNDING CORP	11/17/2027	5.230	25,000,000.00	25,000,000.00	25,000,000.00	25,144,250.00
821809873	3133ENFL9	FEDERAL FARM CREDIT BANKS FUNDING CORP	11/29/2028	1.650	22,000,000.00	22,000,000.00	22,000,000.00	19,756,660.00
821809498	3133EL2K9	FEDERAL FARM CREDIT BANKS FUNDING CORP	07/30/2029	1.120	25,000,000.00	25,000,000.00	25,000,000.00	21,469,250.00
888663309	3133ENC40	FEDERAL FARM CREDIT BANKS FUNDING CORP	07/25/2029	4.330	25,000,000.00	25,000,000.00	25,000,000.00	24,596,250.00
1158562675	3133EPN92	FEDERAL FARM CREDIT BANKS FUNDING CORP	12/22/2027	4.860	25,000,000.00	25,000,000.00	25,000,000.00	24,957,500.00
821809072	3133EL4P6	FEDERAL FARM CREDIT BANKS FUNDING CORP	08/20/2029	1.140	45,200,000.00	45,200,000.00	45,200,000.00	38,808,268.00
821809940	3133EMDV1	FEDERAL FARM CREDIT BANKS FUNDING CORP	10/21/2030	0.990	50,000,000.00	49,944,008.76	49,910,000.00	41,289,000.00
821809128	3133EMVH2	FEDERAL FARM CREDIT BANKS FUNDING CORP	04/05/2028	1.570	50,000,000.00	50,000,000.00	50,000,000.00	45,503,000.00
821810280	3133ENKM1	FEDERAL FARM CREDIT BANKS FUNDING CORP	01/12/2032	2.120	25,000,000.00	25,000,000.00	25,000,000.00	21,181,500.00
821810407	3133ENMP2	FEDERAL FARM CREDIT BANKS FUNDING CORP	01/27/2032	2.230	25,000,000.00	25,000,000.00	25,000,000.00	21,335,000.00
1137387134	3133EPD51	FEDERAL FARM CREDIT BANKS FUNDING CORP	11/14/2028	5.250	17,349,000.00	17,341,560.64	17,340,325.50	17,405,557.74
821809216	3133ELXZ2	FEDERAL FARM CREDIT BANKS FUNDING CORP	04/27/2027	1.020	50,000,000.00	50,000,000.00	50,000,000.00	45,830,000.00
821809287	3133ELCP7	FEDERAL FARM CREDIT BANKS FUNDING CORP	12/03/2024	1.625	50,000,000.00	49,995,927.74	49,940,000.00	49,369,500.00
821809057	3133ENNB4	FEDERAL FARM CREDIT BANKS FUNDING CORP	01/14/2031	1.380	50,000,000.00	49,991,930.30	49,987,500.00	41,518,500.00
821810764	3133EMGT3	FEDERAL FARM CREDIT BANKS FUNDING CORP	11/19/2030	1.340	6,525,000.00	6,525,000.00	6,525,000.00	5,413,140.00
821809231	3133ENJK7	FEDERAL FARM CREDIT BANKS FUNDING CORP	12/23/2031	2.050	45,000,000.00	45,000,000.00	45,000,000.00	37,994,400.00
821810650	3133EMGK2	FEDERAL FARM CREDIT BANKS FUNDING CORP	11/12/2030	1.030	20,000,000.00	19,916,914.19	19,868,200.00	16,468,000.00
1064302239	3133EPPV1	FEDERAL FARM CREDIT BANKS FUNDING CORP	07/14/2028	5.430	25,000,000.00	25,000,000.00	25,000,000.00	24,969,000.00
821810222	3133EMUQ3	FEDERAL FARM CREDIT BANKS FUNDING CORP	03/30/2027	1.300	25,000,000.00	25,000,000.00	25,000,000.00	23,079,250.00
1236937619	3133EP6X8	FEDERAL FARM CREDIT BANKS FUNDING CORP	04/02/2029	5.370	25,000,000.00	25,000,000.00	25,000,000.00	25,012,750.00
1081954931	3133EPTD7	FEDERAL FARM CREDIT BANKS FUNDING CORP	08/14/2025	5.370	25,000,000.00	25,000,000.00	25,000,000.00	24,982,500.00
821809197	3133ENWV0	FEDERAL FARM CREDIT BANKS FUNDING CORP	04/21/2031	1.970	45,000,000.00	45,000,000.00	45,000,000.00	38,682,000.00
821810377	3133EMFU1	FEDERAL FARM CREDIT BANKS FUNDING CORP	11/03/2032	1.240	18,340,000.00	18,340,000.00	18,340,000.00	14,379,660.40
821809513	3133EMXW7	FEDERAL FARM CREDIT BANKS FUNDING CORP	04/28/2028	1.400	25,000,000.00	24,973,268.08	24,950,000.00	22,494,750.00
821809858	3133ELXZ2	FEDERAL FARM CREDIT BANKS FUNDING CORP	04/27/2027	1.020	50,000,000.00	50,000,000.00	50,000,000.00	45,830,000.00
946107250	3133EN3B4	FEDERAL FARM CREDIT BANKS FUNDING CORP	05/28/2026	5.340	25,000,000.00	25,000,000.00	25,000,000.00	24,981,500.00
821810560	3133ENMT4	FEDERAL FARM CREDIT BANKS FUNDING CORP	02/01/2030	2.050	25,000,000.00	25,000,000.00	25,000,000.00	22,201,750.00
821809076	3133EMLN0	FEDERAL FARM CREDIT BANKS FUNDING CORP	12/23/2030	1.240	48,935,000.00	48,901,466.88	48,882,639.55	40,219,187.15
821810773	3133ENEM8	FEDERAL FARM CREDIT BANKS FUNDING CORP	11/23/2026	1.430	10,000,000.00	10,000,000.00	10,000,000.00	9,339,100.00
829937660	3133ENTQ3	FEDERAL FARM CREDIT BANKS FUNDING CORP	04/04/2029	3.500	8,200,000.00	8,200,000.00	8,200,000.00	7,863,226.00
1007769761	3133EPED3	FEDERAL FARM CREDIT BANKS FUNDING CORP	04/05/2027	5.270	25,000,000.00	25,000,000.00	25,000,000.00	24,886,250.00

LOS ANGELES COUNTY TREASURER
 TREASURER PORTFOLIO COMPARED TO MARKET VALUE
 FOR THE PERIOD: JULY 1, 2024 TO JULY 31, 2024
 FUND: POOLED SURPLUS INVESTMENTS
 ATTACHMENT X

Security ID	CUSIP	Description	Final Maturity	Face Rate	PAR	Amortized Cost	Historical Cost	Market Value
821810084	3133ENKB5	FEDERAL FARM CREDIT BANKS FUNDING CORP	01/05/2034	2.340	38,700,000.00	38,669,590.97	38,661,300.00	32,051,340.00
821810127	3133EL4P6	FEDERAL FARM CREDIT BANKS FUNDING CORP	08/20/2029	1.140	25,000,000.00	24,985,937.50	24,975,000.00	21,464,750.00
821809481	3133EMMD1	FEDERAL FARM CREDIT BANKS FUNDING CORP	01/06/2031	1.240	50,000,000.00	50,000,000.00	50,000,000.00	41,087,000.00
821809048	3133ENJK9	FEDERAL FARM CREDIT BANKS FUNDING CORP	12/09/2030	1.280	50,000,000.00	49,920,557.20	49,875,000.00	41,248,500.00
821809509	3133ENLE8	FEDERAL FARM CREDIT BANKS FUNDING CORP	01/18/2028	1.830	27,000,000.00	27,000,000.00	27,000,000.00	24,869,160.00
821810603	3133ENJC5	FEDERAL FARM CREDIT BANKS FUNDING CORP	12/22/2026	1.290	12,000,000.00	11,994,259.73	11,988,000.00	11,133,000.00
821809679	3133EMUK6	FEDERAL FARM CREDIT BANKS FUNDING CORP	03/25/2026	1.050	25,000,000.00	25,000,000.00	25,000,000.00	23,620,250.00
821809765	3133ENHE3	FEDERAL FARM CREDIT BANKS FUNDING CORP	12/14/2029	1.930	25,000,000.00	25,000,000.00	25,000,000.00	22,116,500.00
821809423	3133ELN34	FEDERAL FARM CREDIT BANKS FUNDING CORP	06/22/2027	0.875	25,000,000.00	25,000,000.00	25,000,000.00	22,678,150.00
821810284	3133ENFG0	FEDERAL FARM CREDIT BANKS FUNDING CORP	11/29/2033	2.350	15,150,000.00	15,150,000.00	15,150,000.00	12,582,378.00
821810467	3133ENHB9	FEDERAL FARM CREDIT BANKS FUNDING CORP	12/14/2028	1.840	25,000,000.00	25,000,000.00	25,000,000.00	22,547,000.00
821809466	3133EMC26	FEDERAL FARM CREDIT BANKS FUNDING CORP	06/03/2030	1.740	25,000,000.00	25,000,000.00	25,000,000.00	21,602,250.00
840008631	3133ENUV0	FEDERAL FARM CREDIT BANKS FUNDING CORP	04/19/2032	4.000	25,000,000.00	25,000,000.00	25,000,000.00	23,851,250.00
821810674	3133ENMS6	FEDERAL FARM CREDIT BANKS FUNDING CORP	02/01/2028	1.875	21,250,000.00	21,234,494.10	21,223,437.50	19,588,037.50
821810547	3133ENWB4	FEDERAL FARM CREDIT BANKS FUNDING CORP	04/14/2031	2.040	25,000,000.00	25,000,000.00	25,000,000.00	21,509,500.00
821810340	3133EKNH5	FEDERAL FARM CREDIT BANKS FUNDING CORP	08/28/2024	2.320	18,000,000.00	18,001,451.92	18,103,140.00	17,955,360.00
821810758	3133ENHB9	FEDERAL FARM CREDIT BANKS FUNDING CORP	12/14/2028	1.840	25,000,000.00	25,000,000.00	25,000,000.00	22,547,000.00
825556677	3133ENSF8	FEDERAL FARM CREDIT BANKS FUNDING CORP	03/21/2029	2.870	50,000,000.00	49,974,147.61	49,961,000.00	46,885,500.00
821809298	3133EMVA7	FEDERAL FARM CREDIT BANKS FUNDING CORP	04/01/2031	2.020	50,000,000.00	49,866,557.02	49,800,000.00	42,993,500.00
821809511	3133ENMT4	FEDERAL FARM CREDIT BANKS FUNDING CORP	02/01/2030	2.050	27,200,000.00	27,200,000.00	27,200,000.00	24,155,504.00
821810633	3133ENEM8	FEDERAL FARM CREDIT BANKS FUNDING CORP	11/23/2026	1.430	20,000,000.00	20,000,000.00	20,000,000.00	18,678,200.00
821810704	3133ENFN5	FEDERAL FARM CREDIT BANKS FUNDING CORP	11/30/2026	1.540	25,000,000.00	25,000,000.00	25,000,000.00	23,391,250.00
821810661	3133ENMP2	FEDERAL FARM CREDIT BANKS FUNDING CORP	01/27/2032	2.230	20,900,000.00	20,900,000.00	20,900,000.00	17,836,060.00
821810452	3133EL6W9	FEDERAL FARM CREDIT BANKS FUNDING CORP	09/14/2028	1.000	20,000,000.00	20,000,000.00	20,000,000.00	17,570,200.00
867624350	3133ENYM6	FEDERAL FARM CREDIT BANKS FUNDING CORP	06/08/2028	3.780	25,000,000.00	25,000,000.00	25,000,000.00	24,368,750.00
821809496	3133ELXZ2	FEDERAL FARM CREDIT BANKS FUNDING CORP	04/27/2027	1.020	25,000,000.00	25,000,000.00	25,000,000.00	22,915,000.00
821810689	3133EMNB4	FEDERAL FARM CREDIT BANKS FUNDING CORP	01/14/2031	1.380	25,000,000.00	25,000,000.00	25,000,000.00	20,759,250.00
1104833999	3133EPWS0	FEDERAL FARM CREDIT BANKS FUNDING CORP	09/25/2026	5.200	25,000,000.00	25,000,000.00	25,000,000.00	25,034,250.00
821810310	3133ENGR5	FEDERAL FARM CREDIT BANKS FUNDING CORP	12/09/2031	2.200	25,000,000.00	25,000,000.00	25,000,000.00	21,355,500.00
821810605	3133ENKM1	FEDERAL FARM CREDIT BANKS FUNDING CORP	01/12/2032	2.120	25,000,000.00	25,000,000.00	25,000,000.00	21,181,500.00
821810282	3133ENKM1	FEDERAL FARM CREDIT BANKS FUNDING CORP	01/12/2032	2.120	25,000,000.00	25,000,000.00	25,000,000.00	21,181,500.00
821809425	3133EMXQ0	FEDERAL FARM CREDIT BANKS FUNDING CORP	04/28/2026	0.940	25,000,000.00	25,000,000.00	25,000,000.00	23,511,000.00
821809130	3133EMVH2	FEDERAL FARM CREDIT BANKS FUNDING CORP	04/05/2028	1.570	50,000,000.00	49,940,889.09	49,887,500.00	45,503,000.00
876366161	3133ENZN3	FEDERAL FARM CREDIT BANKS FUNDING CORP	06/29/2029	4.270	25,000,000.00	25,000,000.00	25,000,000.00	24,543,000.00
821810727	3130AKA71	FEDERAL HOME LOAN BANKS	10/08/2030	1.250	50,000,000.00	50,000,000.00	50,000,000.00	41,568,500.00
821809307	3130AJJWG0	FEDERAL HOME LOAN BANKS	08/10/2028	1.020	32,995,000.00	32,995,000.00	32,995,000.00	28,939,584.55
821810783	3130AKPK6	FEDERAL HOME LOAN BANKS	01/27/2032	1.370	50,000,000.00	50,000,000.00	50,000,000.00	40,063,500.00
821810712	3130AKAQ9	FEDERAL HOME LOAN BANKS	10/07/2030	1.210	50,000,000.00	50,000,000.00	50,000,000.00	41,464,500.00
1161886609	3130AY7D2	FEDERAL HOME LOAN BANKS	12/27/2024	5.210	50,000,000.00	50,000,000.00	50,000,000.00	49,939,000.00
821809606	3130AMAB8	FEDERAL HOME LOAN BANKS	04/27/2029	1.550	25,000,000.00	25,000,000.00	25,000,000.00	22,001,500.00
870007040	3130ASFG9	FEDERAL HOME LOAN BANKS	06/29/2027	3.800	25,000,000.00	25,000,000.00	25,000,000.00	24,550,500.00
841371341	3130ARNL1	FEDERAL HOME LOAN BANKS	04/21/2027	3.260	25,000,000.00	25,000,000.00	25,000,000.00	24,252,500.00
820231279	3130ARCH2	FEDERAL HOME LOAN BANKS	03/24/2025	2.040	25,000,000.00	25,000,000.00	25,000,000.00	24,538,500.00
850346601	3130ARV40	FEDERAL HOME LOAN BANKS	05/05/2025	3.100	25,000,000.00	25,000,000.00	25,000,000.00	24,654,000.00
821809632	3130APMY8	FEDERAL HOME LOAN BANKS	10/27/2027	1.400	25,000,000.00	25,000,000.00	25,000,000.00	22,804,000.00
826608930	3130AR6F3	FEDERAL HOME LOAN BANKS	03/24/2025	2.000	50,000,000.00	50,000,000.00	50,000,000.00	49,033,500.00
826608941	3130ARCC3	FEDERAL HOME LOAN BANKS	03/24/2025	2.030	50,000,000.00	50,000,000.00	50,000,000.00	49,074,000.00
821809587	3130AHL76	FEDERAL HOME LOAN BANKS	11/25/2026	2.080	40,950,000.00	40,950,000.00	40,950,000.00	38,751,804.00
821810738	3130AKPE0	FEDERAL HOME LOAN BANKS	01/27/2031	1.260	50,000,000.00	50,000,000.00	50,000,000.00	41,061,000.00
821809219	3130AQWY5	FEDERAL HOME LOAN BANKS	02/24/2025	1.700	25,000,000.00	25,000,000.00	25,000,000.00	24,533,750.00
821809546	3130APNL5	FEDERAL HOME LOAN BANKS	10/27/2026	1.280	25,000,000.00	25,000,000.00	25,000,000.00	23,305,000.00
821809529	3130AKKQ8	FEDERAL HOME LOAN BANKS	12/23/2030	1.250	25,000,000.00	25,000,000.00	25,000,000.00	20,662,000.00
850346592	3130ARZT1	FEDERAL HOME LOAN BANKS	05/23/2025	3.450	25,000,000.00	25,000,000.00	25,000,000.00	24,698,500.00
821809167	3130AQLB7	FEDERAL HOME LOAN BANKS	01/26/2029	1.875	25,000,000.00	25,000,000.00	25,000,000.00	22,473,250.00
821809234	3130AQM42	FEDERAL HOME LOAN BANKS	01/27/2032	2.250	22,700,000.00	22,700,000.00	22,700,000.00	19,409,408.00
821809600	3130AQT37	FEDERAL HOME LOAN BANKS	02/28/2025	1.500	25,000,000.00	25,000,000.00	25,000,000.00	24,519,000.00
819378330	3130ARAZ4	FEDERAL HOME LOAN BANKS	03/28/2025	2.000	50,000,000.00	50,000,000.00	50,000,000.00	49,017,000.00
1091802991	3130AWVU1	FEDERAL HOME LOAN BANKS	08/28/2026	5.550	25,000,000.00	25,000,000.00	25,000,000.00	24,959,250.00
837511310	3130ARRT0	FEDERAL HOME LOAN BANKS	04/25/2025	3.020	25,000,000.00	25,000,000.00	25,000,000.00	24,650,000.00
821809221	3130AQNR0	FEDERAL HOME LOAN BANKS	01/27/2027	1.750	25,000,000.00	25,000,000.00	25,000,000.00	23,502,500.00
821809460	3130AMAD4	FEDERAL HOME LOAN BANKS	11/12/2026	1.100	30,000,000.00	30,000,000.00	30,000,000.00	27,844,800.00
842850552	3130ARVF5	FEDERAL HOME LOAN BANKS	05/19/2025	3.210	25,000,000.00	25,000,000.00	25,000,000.00	24,656,500.00
841371336	3130ARUC3	FEDERAL HOME LOAN BANKS	05/12/2025	3.120	25,000,000.00	25,000,000.00	25,000,000.00	24,647,500.00
821810791	3130AKQC3	FEDERAL HOME LOAN BANKS	01/27/2033	1.500	50,000,000.00	50,000,000.00	50,000,000.00	39,183,000.00
821809243	3130AJC31	FEDERAL HOME LOAN BANKS	03/14/2031	1.500	25,000,000.00	24,817,349.32	24,723,000.00	21,053,000.00

LOS ANGELES COUNTY TREASURER
 TREASURER PORTFOLIO COMPARED TO MARKET VALUE
 FOR THE PERIOD: JULY 1, 2024 TO JULY 31, 2024
 FUND: POOLED SURPLUS INVESTMENTS
 ATTACHMENT X

Security ID	CUSIP	Description	Final Maturity	Face Rate	PAR	Amortized Cost	Historical Cost	Market Value
821809215	3130AQM26	FEDERAL HOME LOAN BANKS	01/27/2027	1.700	25,000,000.00	25,000,000.00	25,000,000.00	23,421,500.00
1161897946	3130AYA30	FEDERAL HOME LOAN BANKS	12/27/2024	5.220	50,000,000.00	50,000,000.00	50,000,000.00	49,941,000.00
821809230	3130AQL76	FEDERAL HOME LOAN BANKS	01/20/2032	2.160	25,000,000.00	25,000,000.00	25,000,000.00	21,247,250.00
849799807	3130ARZC8	FEDERAL HOME LOAN BANKS	05/23/2025	3.400	25,000,000.00	25,000,000.00	25,000,000.00	24,688,750.00
1179317769	3130AYG59	FEDERAL HOME LOAN BANKS	01/29/2029	5.150	24,545,000.00	24,545,000.00	24,545,000.00	24,633,852.90
821809596	3130AQJR5	FEDERAL HOME LOAN BANKS	01/27/2027	1.500	25,000,000.00	25,000,000.00	25,000,000.00	23,305,000.00
835023450	3130ARPH8	FEDERAL HOME LOAN BANKS	04/28/2025	3.010	25,000,000.00	25,000,000.00	25,000,000.00	24,644,250.00
821810778	3130AKXM3	FEDERAL HOME LOAN BANKS	02/17/2032	1.350	50,000,000.00	50,000,000.00	50,000,000.00	40,000,000.00
1313237110	3130B1WZ6	FEDERAL HOME LOAN BANKS	07/16/2031	5.600	25,835,000.00	25,835,000.00	25,835,000.00	25,892,612.05
843475069	3130ARKR1	FEDERAL HOME LOAN BANKS	04/25/2025	2.910	25,000,000.00	25,000,000.00	25,000,000.00	24,630,500.00
850346595	3130ARZW4	FEDERAL HOME LOAN BANKS	05/23/2025	3.500	25,000,000.00	25,000,000.00	25,000,000.00	24,708,250.00
833040168	3130ARDB4	FEDERAL HOME LOAN BANKS	04/04/2025	2.090	25,000,000.00	25,000,000.00	25,000,000.00	24,526,250.00
833040183	3130ARNE7	FEDERAL HOME LOAN BANKS	04/27/2027	3.250	50,000,000.00	50,000,000.00	50,000,000.00	48,491,000.00
821809611	3130AQ7B3	FEDERAL HOME LOAN BANKS	12/21/2027	1.610	25,000,000.00	25,000,000.00	25,000,000.00	22,839,750.00
821809583	3130AKK96	FEDERAL HOME LOAN BANKS	12/30/2030	1.250	40,440,000.00	40,440,000.00	40,440,000.00	33,404,653.20
844868360	3130ARP70	FEDERAL HOME LOAN BANKS	04/25/2025	3.000	50,000,000.00	50,000,000.00	50,000,000.00	49,293,000.00
821810688	3130AQVL4	FEDERAL HOME LOAN BANKS	02/24/2025	1.650	25,000,000.00	25,000,000.00	25,000,000.00	24,527,000.00
841085426	3130ARKG5	FEDERAL HOME LOAN BANKS	04/21/2026	3.000	25,000,000.00	25,000,000.00	25,000,000.00	24,338,000.00
813949229	3130AR6C0	FEDERAL HOME LOAN BANKS	03/24/2025	2.000	50,000,000.00	50,000,000.00	50,000,000.00	49,033,500.00
838488791	3130ARGR6	FEDERAL HOME LOAN BANKS	04/14/2025	2.600	25,000,000.00	25,000,000.00	25,000,000.00	24,594,000.00
821809161	3130AQKU6	FEDERAL HOME LOAN BANKS	01/19/2029	1.770	25,000,000.00	25,000,000.00	25,000,000.00	22,379,750.00
821810283	3130AQWY5	FEDERAL HOME LOAN BANKS	02/24/2025	1.700	15,000,000.00	15,000,000.00	15,000,000.00	14,720,250.00
821809368	3130AKJA5	FEDERAL HOME LOAN BANKS	12/16/2030	1.280	33,200,000.00	33,193,650.94	33,190,040.00	27,508,856.00
821810055	3130AKAQ9	FEDERAL HOME LOAN BANKS	10/07/2030	1.210	38,200,000.00	38,200,000.00	38,200,000.00	31,678,878.00
821808963	3130AQ4R1	FEDERAL HOME LOAN BANKS	12/13/2028	1.700	25,000,000.00	25,000,000.00	25,000,000.00	22,367,000.00
821809680	3130ALV68	FEDERAL HOME LOAN BANKS	03/30/2026	1.030	25,000,000.00	25,000,000.00	25,000,000.00	23,584,750.00
824373426	3130AJK40	FEDERAL HOME LOAN BANKS	05/04/2027	1.200	19,444,444.44	19,444,444.45	19,444,444.45	17,865,750.00
821809174	3130AHL76	FEDERAL HOME LOAN BANKS	11/25/2026	2.080	50,000,000.00	50,000,000.00	50,000,000.00	47,316,000.00
821809202	3130AHNR0	FEDERAL HOME LOAN BANKS	12/16/2026	2.020	50,000,000.00	50,000,000.00	50,000,000.00	47,185,500.00
821809241	3130AQRW5	FEDERAL HOME LOAN BANKS	02/17/2032	2.400	25,000,000.00	25,000,000.00	25,000,000.00	21,581,000.00
858143703	3130AS6Q7	FEDERAL HOME LOAN BANKS	06/07/2027	3.250	25,000,000.00	25,000,000.00	25,000,000.00	24,337,500.00
1141009813	3130AXVE5	FEDERAL HOME LOAN BANKS	11/28/2028	5.350	50,000,000.00	50,000,000.00	50,000,000.00	49,992,000.00
877589745	3130ASHH5	FEDERAL HOME LOAN BANKS	06/28/2027	4.260	25,000,000.00	25,000,000.00	25,000,000.00	24,816,750.00
821809650	3130ALD43	FEDERAL HOME LOAN BANKS	02/24/2031	1.460	25,000,000.00	25,000,000.00	25,000,000.00	20,759,500.00
853951950	3130ARVC2	FEDERAL HOME LOAN BANKS	05/12/2025	3.200	25,000,000.00	25,000,000.00	25,000,000.00	24,661,500.00
870006897	3130ASF06	FEDERAL HOME LOAN BANKS	06/27/2025	3.500	25,000,000.00	25,000,000.00	25,000,000.00	24,676,250.00
821852235	3130AQYZ0	FEDERAL HOME LOAN BANKS	03/03/2025	2.000	25,000,000.00	25,000,000.00	25,000,000.00	24,559,000.00
1237998929	3130B0PR4	FEDERAL HOME LOAN BANKS	10/02/2028	5.000	25,000,000.00	25,000,000.00	25,000,000.00	25,159,250.00
828331469	3130AR6A4	FEDERAL HOME LOAN BANKS	03/28/2025	2.000	50,000,000.00	50,000,000.00	50,000,000.00	49,017,000.00
1161886606	3130AY7D2	FEDERAL HOME LOAN BANKS	12/27/2024	5.210	50,000,000.00	50,000,000.00	50,000,000.00	49,939,000.00
869387879	3130ASEK1	FEDERAL HOME LOAN BANKS	06/27/2025	3.335	25,000,000.00	25,000,000.00	25,000,000.00	24,640,000.00
821809149	3130AJSQ3	FEDERAL HOME LOAN BANKS	07/06/2027	1.020	24,185,000.00	24,182,467.33	24,178,953.75	22,012,703.30
821810799	3130AQJW4	FEDERAL HOME LOAN BANKS	01/27/2027	1.520	50,000,000.00	50,000,000.00	50,000,000.00	46,633,500.00
821809562	3130APWC5	FEDERAL HOME LOAN BANKS	11/23/2026	1.375	25,000,000.00	25,000,000.00	25,000,000.00	23,329,250.00
821810784	3130AQF24	FEDERAL HOME LOAN BANKS	12/29/2026	1.400	50,000,000.00	50,000,000.00	50,000,000.00	46,524,000.00
821809534	3130APMZ5	FEDERAL HOME LOAN BANKS	10/27/2026	1.250	25,000,000.00	25,000,000.00	25,000,000.00	23,289,250.00
984352416	3130AUT38	FEDERAL HOME LOAN BANKS	02/27/2026	5.100	25,000,000.00	25,000,000.00	25,000,000.00	24,968,250.00
821809644	3130AME73	FEDERAL HOME LOAN BANKS	05/18/2028	1.450	25,000,000.00	25,000,000.00	25,000,000.00	22,459,000.00
821810681	3130AKTV8	FEDERAL HOME LOAN BANKS	01/28/2031	1.320	50,000,000.00	50,000,000.00	50,000,000.00	41,225,000.00
821810610	3130APP33	FEDERAL HOME LOAN BANKS	11/17/2028	1.600	12,000,000.00	12,000,000.00	12,000,000.00	10,710,720.00
826608927	3130AR5R8	FEDERAL HOME LOAN BANKS	03/24/2025	1.890	50,000,000.00	50,000,000.00	50,000,000.00	48,999,500.00
1161897944	3130AYA55	FEDERAL HOME LOAN BANKS	12/27/2024	5.225	50,000,000.00	50,000,000.00	50,000,000.00	49,942,000.00
826608942	3130AR5P2	FEDERAL HOME LOAN BANKS	03/24/2025	1.875	50,000,000.00	50,000,000.00	50,000,000.00	48,994,500.00
821809659	3130AQF32	FEDERAL HOME LOAN BANKS	12/29/2027	1.500	25,000,000.00	25,000,000.00	25,000,000.00	22,738,500.00
859220857	3130ARVY4	FEDERAL HOME LOAN BANKS	05/19/2025	3.350	25,000,000.00	25,000,000.00	25,000,000.00	24,683,500.00
821852239	3130AR2J9	FEDERAL HOME LOAN BANKS	03/10/2025	2.000	25,000,000.00	25,000,000.00	25,000,000.00	24,544,750.00
855441198	3130ARVW8	FEDERAL HOME LOAN BANKS	05/16/2025	3.320	25,000,000.00	25,000,000.00	25,000,000.00	24,678,500.00
835023451	3130ARPM7	FEDERAL HOME LOAN BANKS	04/28/2025	3.020	25,000,000.00	24,999,077.03	24,996,250.00	24,646,000.00
851779930	3130ARVU2	FEDERAL HOME LOAN BANKS	05/09/2025	3.300	25,000,000.00	25,000,000.00	25,000,000.00	24,685,000.00
1151409909	3130AXZ27	FEDERAL HOME LOAN BANKS	06/06/2025	5.350	50,000,000.00	50,000,000.00	50,000,000.00	49,947,500.00
836624936	3130ARF63	FEDERAL HOME LOAN BANKS	04/11/2025	2.300	25,000,000.00	25,000,000.00	25,000,000.00	24,548,750.00
821809166	3130AQB44	FEDERAL HOME LOAN BANKS	12/14/2029	1.800	25,000,000.00	25,000,000.00	25,000,000.00	21,920,500.00
821810683	3130AQKV4	FEDERAL HOME LOAN BANKS	01/27/2027	1.625	25,000,000.00	25,000,000.00	25,000,000.00	23,377,750.00
821809558	3130AKPK6	FEDERAL HOME LOAN BANKS	01/27/2032	1.370	25,000,000.00	25,000,000.00	25,000,000.00	20,031,750.00
843475066	3130ARPK1	FEDERAL HOME LOAN BANKS	04/25/2025	3.000	25,000,000.00	25,000,000.00	25,000,000.00	24,646,500.00

LOS ANGELES COUNTY TREASURER
TREASURER PORTFOLIO COMPARED TO MARKET VALUE
FOR THE PERIOD: JULY 1, 2024 TO JULY 31, 2024
FUND: POOLED SURPLUS INVESTMENTS
ATTACHMENT X

Security ID	CUSIP	Description	Final Maturity	Face Rate	PAR	Amortized Cost	Historical Cost	Market Value
821852237	3130AQXK4	FEDERAL HOME LOAN BANKS	03/07/2025	1.740	25,000,000.00	25,000,000.00	25,000,000.00	24,513,500.00
826608940	3130ARCG4	FEDERAL HOME LOAN BANKS	03/24/2025	2.040	25,000,000.00	25,000,000.00	25,000,000.00	24,538,500.00
821810696	3130AKTZ9	FEDERAL HOME LOAN BANKS	02/03/2031	1.320	50,000,000.00	50,000,000.00	50,000,000.00	41,144,000.00
821809601	3130AQHZ9	FEDERAL HOME LOAN BANKS	01/25/2027	1.540	25,000,000.00	25,000,000.00	25,000,000.00	23,382,750.00
811657280	3130AR2Q3	FEDERAL HOME LOAN BANKS	03/07/2025	2.010	25,000,000.00	25,000,000.00	25,000,000.00	24,567,000.00
1161897947	3130AYA48	FEDERAL HOME LOAN BANKS	12/27/2024	5.230	50,000,000.00	50,000,000.00	50,000,000.00	49,943,000.00
821809953	3130AJV48	FEDERAL HOME LOAN BANKS	07/28/2027	0.770	50,000,000.00	50,000,000.00	50,000,000.00	45,051,500.00
821810734	3130AKYE0	FEDERAL HOME LOAN BANKS	02/24/2031	1.250	50,000,000.00	50,000,000.00	50,000,000.00	40,929,000.00
870006889	3130ASFH7	FEDERAL HOME LOAN BANKS	06/27/2025	3.500	25,000,000.00	25,000,000.00	25,000,000.00	24,676,250.00
821810706	3130AKNQ5	FEDERAL HOME LOAN BANKS	01/27/2032	1.340	50,000,000.00	50,000,000.00	50,000,000.00	39,969,500.00
821809640	3130APXY6	FEDERAL HOME LOAN BANKS	12/01/2026	1.420	25,000,000.00	25,000,000.00	25,000,000.00	23,339,250.00
821809199	3130AKJU1	FEDERAL HOME LOAN BANKS	12/30/2027	0.875	22,000,000.00	22,000,000.00	22,000,000.00	19,577,800.00
821809996	3130AM2J0	FEDERAL HOME LOAN BANKS	04/28/2026	1.050	50,000,000.00	50,000,000.00	50,000,000.00	47,059,500.00
821809655	3130AQAY9	FEDERAL HOME LOAN BANKS	12/30/2026	1.500	25,000,000.00	25,000,000.00	25,000,000.00	23,316,750.00
817178483	3130AQXH1	FEDERAL HOME LOAN BANKS	03/03/2025	1.720	25,000,000.00	25,000,000.00	25,000,000.00	24,519,500.00
821809627	3130APVD4	FEDERAL HOME LOAN BANKS	11/23/2027	1.390	25,000,000.00	25,000,000.00	25,000,000.00	22,718,000.00
836624939	3130ARF48	FEDERAL HOME LOAN BANKS	04/11/2025	2.300	25,000,000.00	25,000,000.00	25,000,000.00	24,548,750.00
821809582	3130AHSJ3	FEDERAL HOME LOAN BANKS	12/23/2026	2.090	40,000,000.00	40,000,000.00	40,000,000.00	37,792,800.00
870418077	3130ASGA1	FEDERAL HOME LOAN BANKS	06/27/2025	3.820	25,000,000.00	25,000,000.00	25,000,000.00	24,744,250.00
1161897945	3130AYA30	FEDERAL HOME LOAN BANKS	12/27/2024	5.220	50,000,000.00	50,000,000.00	50,000,000.00	49,941,000.00
821809610	3130AQT00	FEDERAL HOME LOAN BANKS	02/28/2025	1.550	25,000,000.00	25,000,000.00	25,000,000.00	24,508,000.00
821108957	3130ARD99	FEDERAL HOME LOAN BANKS	04/04/2025	2.080	25,000,000.00	25,000,000.00	25,000,000.00	24,524,500.00
821809554	3130APVK8	FEDERAL HOME LOAN BANKS	11/23/2026	1.300	25,000,000.00	25,000,000.00	25,000,000.00	23,288,500.00
821810420	3130AKJT4	FEDERAL HOME LOAN BANKS	12/30/2030	1.290	19,875,000.00	19,875,000.00	19,875,000.00	16,461,071.25
844868359	3130ARPE5	FEDERAL HOME LOAN BANKS	04/28/2025	3.000	25,000,000.00	25,000,000.00	25,000,000.00	24,642,500.00
821810777	3130AKNV4	FEDERAL HOME LOAN BANKS	01/27/2032	1.350	50,000,000.00	50,000,000.00	50,000,000.00	40,001,000.00
837511314	3130ARRR4	FEDERAL HOME LOAN BANKS	04/28/2025	3.020	25,000,000.00	25,000,000.00	25,000,000.00	24,646,000.00
821810693	3130AQLU5	FEDERAL HOME LOAN BANKS	01/27/2027	1.660	25,000,000.00	25,000,000.00	25,000,000.00	23,398,000.00
821810702	3130AL4N1	FEDERAL HOME LOAN BANKS	02/24/2031	1.320	50,000,000.00	50,000,000.00	50,000,000.00	41,125,500.00
821810028	3130AJJQ3	FEDERAL HOME LOAN BANKS	04/27/2027	1.200	50,000,000.00	50,000,000.00	50,000,000.00	45,967,000.00
877589744	3130ASDV8	FEDERAL HOME LOAN BANKS	06/28/2027	3.300	25,000,000.00	25,000,000.00	25,000,000.00	24,341,500.00
819993801	3130ARBH3	FEDERAL HOME LOAN BANKS	03/28/2025	2.000	50,000,000.00	50,000,000.00	50,000,000.00	49,017,000.00
821810687	3130AQLQ4	FEDERAL HOME LOAN BANKS	01/27/2027	1.650	25,000,000.00	25,000,000.00	25,000,000.00	23,392,250.00
821810000	3130AKB96	FEDERAL HOME LOAN BANKS	10/02/2030	1.080	50,000,000.00	50,000,000.00	50,000,000.00	41,134,500.00
821809567	3130AK3V6	FEDERAL HOME LOAN BANKS	09/30/2030	1.300	39,950,000.00	39,950,000.00	39,950,000.00	33,340,672.00
821810730	3130AKKQ8	FEDERAL HOME LOAN BANKS	12/23/2030	1.250	50,000,000.00	50,000,000.00	50,000,000.00	41,324,000.00
821809694	3130AL4L5	FEDERAL HOME LOAN BANKS	08/24/2029	1.150	25,000,000.00	25,000,000.00	25,000,000.00	21,370,000.00
821810786	3130AKS23	FEDERAL HOME LOAN BANKS	01/27/2033	1.495	50,000,000.00	50,000,000.00	50,000,000.00	39,166,000.00
821809550	3130APYJ8	FEDERAL HOME LOAN BANKS	06/08/2026	1.290	25,000,000.00	25,000,000.00	25,000,000.00	23,562,500.00
839545177	3130ARHC8	FEDERAL HOME LOAN BANKS	04/17/2025	2.600	25,000,000.00	25,000,000.00	25,000,000.00	24,589,250.00
821809972	3130AJRQ4	FEDERAL HOME LOAN BANKS	06/25/2027	1.000	50,000,000.00	50,000,000.00	50,000,000.00	45,513,400.00
1132575155	3130AXQQ4	FEDERAL HOME LOAN BANKS	11/28/2028	5.250	50,000,000.00	50,000,000.00	50,000,000.00	50,295,500.00
821809145	3130AQ3P6	FEDERAL HOME LOAN BANKS	12/08/2031	2.080	24,000,000.00	24,000,000.00	24,000,000.00	20,372,400.00
821809636	3130APX26	FEDERAL HOME LOAN BANKS	12/01/2026	1.400	25,000,000.00	25,000,000.00	25,000,000.00	23,328,500.00
840297222	3130ARE56	FEDERAL HOME LOAN BANKS	04/04/2025	2.210	25,000,000.00	25,000,000.00	25,000,000.00	24,545,750.00
838488793	3130ARKC4	FEDERAL HOME LOAN BANKS	04/14/2025	2.840	25,000,000.00	25,000,000.00	25,000,000.00	24,634,750.00
874729125	3134GXZ5	FEDERAL HOME LOAN MORTGAGE CORP	06/27/2025	4.000	25,000,000.00	25,000,000.00	25,000,000.00	24,756,250.00
955084907	3134GYAF9	FEDERAL HOME LOAN MORTGAGE CORP	12/29/2025	5.130	25,000,000.00	25,000,000.00	25,000,000.00	24,955,750.00
904121726	3134GXW42	FEDERAL HOME LOAN MORTGAGE CORP	09/15/2025	4.000	25,000,000.00	25,000,000.00	25,000,000.00	24,749,625.00
1105717474	3134H1DX8	FEDERAL HOME LOAN MORTGAGE CORP	03/25/2027	5.500	50,000,000.00	50,000,000.00	50,000,000.00	49,909,000.00
821809094	3134GW2S4	FEDERAL HOME LOAN MORTGAGE CORP	08/27/2030	1.200	25,000,000.00	25,000,000.00	25,000,000.00	20,817,000.00
1087607704	3134H1AU7	FEDERAL HOME LOAN MORTGAGE CORP	08/29/2028	5.300	50,000,000.00	50,000,000.00	50,000,000.00	50,076,000.00
821810557	3134GW4D5	FEDERAL HOME LOAN MORTGAGE CORP	10/28/2030	1.310	50,000,000.00	50,000,000.00	50,000,000.00	41,567,500.00
821809107	3134GWYY6	FEDERAL HOME LOAN MORTGAGE CORP	10/22/2030	1.260	25,000,000.00	24,995,331.98	24,992,500.00	20,727,500.00
886107584	3134GXG99	FEDERAL HOME LOAN MORTGAGE CORP	07/25/2025	3.650	25,000,000.00	25,000,000.00	25,000,000.00	24,700,000.00
821809206	3134GW6R2	FEDERAL HOME LOAN MORTGAGE CORP	11/05/2032	1.500	50,000,000.00	50,000,000.00	50,000,000.00	39,588,500.00
960234242	3134GYBX9	FEDERAL HOME LOAN MORTGAGE CORP	12/29/2025	5.150	25,000,000.00	25,000,000.00	25,000,000.00	24,952,500.00
1183717788	3134H1PV9	FEDERAL HOME LOAN MORTGAGE CORP	01/22/2029	5.160	25,000,000.00	25,000,000.00	25,000,000.00	24,907,000.00
958282461	3134GYB50	FEDERAL HOME LOAN MORTGAGE CORP	12/29/2025	5.150	25,000,000.00	25,000,000.00	25,000,000.00	24,952,500.00
821809092	3134GWQS8	FEDERAL HOME LOAN MORTGAGE CORP	08/24/2029	1.150	25,000,000.00	25,000,000.00	25,000,000.00	21,458,750.00
821809021	3134GW3A2	FEDERAL HOME LOAN MORTGAGE CORP	09/09/2030	1.200	25,000,000.00	25,000,000.00	25,000,000.00	20,794,000.00
821810299	3134GWQ74	FEDERAL HOME LOAN MORTGAGE CORP	09/26/2030	1.330	50,000,000.00	50,000,000.00	50,000,000.00	41,734,500.00
987399622	3134GYJW3	FEDERAL HOME LOAN MORTGAGE CORP	03/06/2026	5.450	25,000,000.00	25,000,000.00	25,000,000.00	24,982,500.00
1105717476	3134H1DV2	FEDERAL HOME LOAN MORTGAGE CORP	09/27/2027	5.860	50,000,000.00	50,000,000.00	50,000,000.00	49,888,000.00
1023753102	3134GYQM7	FEDERAL HOME LOAN MORTGAGE CORP	04/27/2027	5.470	25,000,000.00	25,000,000.00	25,000,000.00	24,909,250.00

LOS ANGELES COUNTY TREASURER
 TREASURER PORTFOLIO COMPARED TO MARKET VALUE
 FOR THE PERIOD: JULY 1, 2024 TO JULY 31, 2024
 FUND: POOLED SURPLUS INVESTMENTS
 ATTACHMENT X

Security ID	CUSIP	Description	Final Maturity	Face Rate	PAR	Amortized Cost	Historical Cost	Market Value
821810327	3134GXFT6	FEDERAL HOME LOAN MORTGAGE CORP	12/16/2031	1.330	50,000,000.00	50,000,000.00	50,000,000.00	40,091,500.00
1109046085	3134H1EN9	FEDERAL HOME LOAN MORTGAGE CORP	10/04/2027	5.835	25,000,000.00	25,000,000.00	25,000,000.00	25,006,000.00
821810742	3134GWW51	FEDERAL HOME LOAN MORTGAGE CORP	10/08/2030	1.240	50,000,000.00	50,000,000.00	50,000,000.00	41,452,500.00
821809464	3134GXBM5	FEDERAL HOME LOAN MORTGAGE CORP	11/12/2025	0.600	31,739,000.00	31,739,000.00	31,739,000.00	30,111,106.69
984353915	3134GYH70	FEDERAL HOME LOAN MORTGAGE CORP	02/17/2026	5.100	25,000,000.00	25,000,000.00	25,000,000.00	24,971,250.00
1239587453	3134H1ZJ5	FEDERAL HOME LOAN MORTGAGE CORP	04/04/2029	5.360	50,000,000.00	50,000,000.00	50,000,000.00	50,147,500.00
969524874	3134GYDR0	FEDERAL HOME LOAN MORTGAGE CORP	01/26/2026	5.350	25,000,000.00	25,000,000.00	25,000,000.00	24,990,500.00
821809548	3134GVRW0	FEDERAL HOME LOAN MORTGAGE CORP	05/27/2025	0.750	50,000,000.00	50,000,000.00	50,000,000.00	48,173,500.00
962651383	3134GYCC4	FEDERAL HOME LOAN MORTGAGE CORP	01/12/2026	5.210	25,000,000.00	25,000,000.00	25,000,000.00	24,959,250.00
821810766	3134GWYY6	FEDERAL HOME LOAN MORTGAGE CORP	10/22/2030	1.260	50,000,000.00	49,990,664.04	49,985,000.00	41,455,000.00
985993291	3134GJJB9	FEDERAL HOME LOAN MORTGAGE CORP	02/27/2026	5.300	25,000,000.00	25,000,000.00	25,000,000.00	24,964,000.00
1175785391	3134H1NS8	FEDERAL HOME LOAN MORTGAGE CORP	01/29/2029	5.150	50,000,000.00	50,000,000.00	50,000,000.00	49,817,000.00
821809559	3134GXCS1	FEDERAL HOME LOAN MORTGAGE CORP	11/25/2025	0.625	50,000,000.00	50,000,000.00	50,121,500.00	47,358,500.00
940745506	3134GY3Y6	FEDERAL HOME LOAN MORTGAGE CORP	11/21/2025	5.300	25,000,000.00	25,000,000.00	25,000,000.00	24,962,000.00
939528634	3134GY3N0	FEDERAL HOME LOAN MORTGAGE CORP	12/01/2025	5.350	25,000,000.00	25,000,000.00	25,000,000.00	24,968,000.00
1290537030	3134H12C6	FEDERAL HOME LOAN MORTGAGE CORP	06/27/2029	5.540	50,000,000.00	50,000,000.00	50,000,000.00	50,158,850.00
1056325460	3134GYV41	FEDERAL HOME LOAN MORTGAGE CORP	06/26/2026	5.420	50,000,000.00	50,000,000.00	50,000,000.00	49,903,000.00
821809027	3134GWB96	FEDERAL HOME LOAN MORTGAGE CORP	09/09/2030	1.250	25,000,000.00	25,000,000.00	25,000,000.00	20,860,250.00
1242651760	3134H1ZZ9	FEDERAL HOME LOAN MORTGAGE CORP	04/16/2029	5.500	50,000,000.00	50,000,000.00	50,000,000.00	49,930,500.00
821810596	3134GW6Q4	FEDERAL HOME LOAN MORTGAGE CORP	11/12/2030	1.310	50,000,000.00	50,000,000.00	50,000,000.00	41,518,000.00
1124010221	3134H1HY2	FEDERAL HOME LOAN MORTGAGE CORP	10/30/2028	6.000	25,000,000.00	25,000,000.00	25,000,000.00	24,983,250.00
1211002764	3134H1VJ9	FEDERAL HOME LOAN MORTGAGE CORP	03/06/2029	5.510	25,000,000.00	25,000,000.00	25,000,000.00	24,972,750.00
1074294551	3134GYPP1	FEDERAL HOME LOAN MORTGAGE CORP	08/16/2027	5.670	25,000,000.00	25,000,000.00	25,000,000.00	24,970,500.00
984857802	3134GYHN5	FEDERAL HOME LOAN MORTGAGE CORP	02/27/2026	5.250	25,000,000.00	25,000,000.00	25,000,000.00	24,980,750.00
821810333	3134GXFS8	FEDERAL HOME LOAN MORTGAGE CORP	12/09/2031	1.330	50,000,000.00	50,000,000.00	50,000,000.00	40,115,500.00
956330463	3134GYAR3	FEDERAL HOME LOAN MORTGAGE CORP	09/26/2025	5.050	25,000,000.00	25,000,000.00	25,000,000.00	24,949,750.00
945445260	3134GY5F5	FEDERAL HOME LOAN MORTGAGE CORP	11/25/2025	5.210	25,000,000.00	25,000,000.00	25,000,000.00	24,972,000.00
1246450839	3134H1D42	FEDERAL HOME LOAN MORTGAGE CORP	04/23/2029	5.600	50,000,000.00	50,000,000.00	50,000,000.00	50,073,000.00
1252508128	3134H1J87	FEDERAL HOME LOAN MORTGAGE CORP	05/03/2029	5.450	25,000,000.00	25,000,000.00	25,000,000.00	25,070,750.00
1056325458	3134GYV66	FEDERAL HOME LOAN MORTGAGE CORP	06/29/2027	5.700	50,000,000.00	50,000,000.00	50,000,000.00	49,910,000.00
821810415	3134GXEB6	FEDERAL HOME LOAN MORTGAGE CORP	11/23/2032	1.420	50,000,000.00	50,000,000.00	50,000,000.00	39,255,500.00
1247082996	3134H1G23	FEDERAL HOME LOAN MORTGAGE CORP	04/16/2029	5.700	25,000,000.00	25,000,000.00	25,000,000.00	25,035,000.00
821809643	3134GVSG4	FEDERAL HOME LOAN MORTGAGE CORP	05/27/2025	0.770	50,000,000.00	50,000,000.00	50,000,000.00	48,181,500.00
1185074076	3134H1PT4	FEDERAL HOME LOAN MORTGAGE CORP	01/22/2029	5.150	25,000,000.00	25,000,000.00	25,000,000.00	24,928,500.00
1022381776	3134GYQ96	FEDERAL HOME LOAN MORTGAGE CORP	04/26/2027	5.450	50,000,000.00	50,000,000.00	50,000,000.00	49,811,500.00
965758755	3134GYCW0	FEDERAL HOME LOAN MORTGAGE CORP	01/27/2026	5.340	25,000,000.00	25,000,000.00	25,000,000.00	24,980,500.00
985493403	3134GYHR6	FEDERAL HOME LOAN MORTGAGE CORP	02/20/2026	5.250	25,000,000.00	25,000,000.00	25,000,000.00	24,996,500.00
821809598	3134GWDA1	FEDERAL HOME LOAN MORTGAGE CORP	07/29/2027	1.000	50,000,000.00	50,000,000.00	50,000,000.00	45,293,500.00
1231484714	3134H1YL1	FEDERAL HOME LOAN MORTGAGE CORP	03/27/2028	5.280	50,000,000.00	50,000,000.00	50,000,000.00	49,834,000.00
1056999174	3134GYV82	FEDERAL HOME LOAN MORTGAGE CORP	06/28/2027	5.700	50,000,000.00	50,000,000.00	50,000,000.00	49,890,500.00
1023480284	3134GYPT3	FEDERAL HOME LOAN MORTGAGE CORP	04/26/2027	5.300	50,000,000.00	50,000,000.00	50,000,000.00	49,765,000.00
821809114	3137EAEP0	FEDERAL HOME LOAN MORTGAGE CORP	02/12/2025	1.500	25,000,000.00	24,997,943.16	24,980,750.00	24,522,775.00
821810804	3134GWUN4	FEDERAL HOME LOAN MORTGAGE CORP	09/30/2030	1.240	50,000,000.00	50,000,000.00	50,000,000.00	41,481,500.00
1259362962	3134H1P31	FEDERAL HOME LOAN MORTGAGE CORP	05/21/2029	5.770	50,000,000.00	50,000,000.00	50,000,000.00	50,219,000.00
821809030	3134GWRG3	FEDERAL HOME LOAN MORTGAGE CORP	09/03/2030	1.260	25,000,000.00	25,000,000.00	25,000,000.00	20,884,250.00
1311538955	3134H15V1	FEDERAL HOME LOAN MORTGAGE CORP	07/13/2029	5.650	50,000,000.00	50,000,000.00	50,000,000.00	50,011,500.00
821810292	3134GXEK6	FEDERAL HOME LOAN MORTGAGE CORP	11/25/2031	1.320	50,000,000.00	50,000,000.00	50,000,000.00	40,131,500.00
1208388477	3134H1UR2	FEDERAL HOME LOAN MORTGAGE CORP	02/28/2029	5.500	25,000,000.00	25,000,000.00	25,000,000.00	25,024,750.00
1140382654	3134H1KP7	FEDERAL HOME LOAN MORTGAGE CORP	11/27/2028	5.625	50,000,000.00	50,000,000.00	50,000,000.00	50,067,000.00
965758753	3134GYCX8	FEDERAL HOME LOAN MORTGAGE CORP	01/27/2026	5.340	25,000,000.00	25,000,000.00	25,000,000.00	24,980,500.00
821809639	3134GWSZ0	FEDERAL HOME LOAN MORTGAGE CORP	09/28/2028	1.000	50,000,000.00	50,000,000.00	50,000,000.00	43,868,000.00
987775881	3134GYK35	FEDERAL HOME LOAN MORTGAGE CORP	03/06/2026	5.450	25,000,000.00	25,000,000.00	25,000,000.00	24,982,500.00
821810580	3134GW4K9	FEDERAL HOME LOAN MORTGAGE CORP	10/28/2030	1.310	50,000,000.00	50,000,000.00	50,000,000.00	41,567,500.00
1182264645	3134H1PQ0	FEDERAL HOME LOAN MORTGAGE CORP	01/29/2029	5.125	25,000,000.00	25,000,000.00	25,000,000.00	24,926,500.00
985493401	3134GYHQ8	FEDERAL HOME LOAN MORTGAGE CORP	02/27/2026	5.285	25,000,000.00	25,000,000.00	25,000,000.00	24,964,750.00
1040377558	3134GYT44	FEDERAL HOME LOAN MORTGAGE CORP	05/21/2027	5.550	50,000,000.00	50,000,000.00	50,000,000.00	49,919,000.00
821810750	3134GWUJ2	FEDERAL HOME LOAN MORTGAGE CORP	09/30/2030	1.250	50,000,000.00	50,000,000.00	50,000,000.00	41,508,000.00
1297294403	3134H13D3	FEDERAL HOME LOAN MORTGAGE CORP	06/27/2029	5.625	50,000,000.00	50,000,000.00	50,000,000.00	50,020,700.00
962108960	3134GYC91	FEDERAL HOME LOAN MORTGAGE CORP	12/29/2025	5.170	25,000,000.00	25,000,000.00	25,000,000.00	24,959,750.00
949025784	3134GY6C1	FEDERAL HOME LOAN MORTGAGE CORP	12/13/2024	5.140	25,000,000.00	25,000,000.00	25,000,000.00	24,955,000.00
1048335066	3134GYTZ5	FEDERAL HOME LOAN MORTGAGE CORP	06/21/2027	5.700	25,000,000.00	25,000,000.00	25,000,000.00	24,945,750.00
1103469055	3134H1DC4	FEDERAL HOME LOAN MORTGAGE CORP	09/27/2027	5.750	50,000,000.00	50,000,000.00	50,000,000.00	49,936,000.00
868541001	3134GXSS8	FEDERAL HOME LOAN MORTGAGE CORP	06/27/2025	3.250	25,000,000.00	25,000,000.00	25,000,000.00	24,597,750.00
821809211	3134GVG44	FEDERAL HOME LOAN MORTGAGE CORP	12/09/2025	0.500	50,000,000.00	50,000,000.00	50,000,000.00	47,181,000.00
821809090	3134GWJA5	FEDERAL HOME LOAN MORTGAGE CORP	02/12/2029	1.100	25,000,000.00	25,000,000.00	25,000,000.00	21,750,750.00

LOS ANGELES COUNTY TREASURER
 TREASURER PORTFOLIO COMPARED TO MARKET VALUE
 FOR THE PERIOD: JULY 1, 2024 TO JULY 31, 2024
 FUND: POOLED SURPLUS INVESTMENTS
 ATTACHMENT X

Security ID	CUSIP	Description	Final Maturity	Face Rate	PAR	Amortized Cost	Historical Cost	Market Value
985496353	3134GYHV7	FEDERAL HOME LOAN MORTGAGE CORP	02/27/2026	5.280	25,000,000.00	25,000,000.00	25,000,000.00	24,964,000.00
1022381772	3134GYQ88	FEDERAL HOME LOAN MORTGAGE CORP	01/26/2027	5.400	50,000,000.00	50,000,000.00	50,000,000.00	49,994,500.00
1211002691	3134H1VH3	FEDERAL HOME LOAN MORTGAGE CORP	03/06/2029	5.500	25,000,000.00	25,000,000.00	25,000,000.00	24,907,000.00
821810509	3134GWZZ2	FEDERAL HOME LOAN MORTGAGE CORP	10/28/2030	1.300	50,000,000.00	50,000,000.00	50,000,000.00	41,540,500.00
821809553	3134GXCS1	FEDERAL HOME LOAN MORTGAGE CORP	11/25/2025	0.625	50,000,000.00	50,000,000.00	50,121,500.00	47,358,500.00
907051191	3134GXY32	FEDERAL HOME LOAN MORTGAGE CORP	09/19/2025	4.050	25,000,000.00	25,000,000.00	25,000,000.00	24,740,500.00
821810772	3134GWZ74	FEDERAL HOME LOAN MORTGAGE CORP	10/21/2030	1.270	50,000,000.00	50,000,000.00	50,000,000.00	41,485,500.00
1040907953	3134GYTD4	FEDERAL HOME LOAN MORTGAGE CORP	05/21/2027	5.700	50,000,000.00	50,000,000.00	50,000,000.00	49,918,000.00
878006740	3134GXZV9	FEDERAL HOME LOAN MORTGAGE CORP	06/27/2025	4.000	25,000,000.00	25,000,000.00	25,000,000.00	24,756,250.00
1105717477	3134H1DT7	FEDERAL HOME LOAN MORTGAGE CORP	09/27/2027	5.850	50,000,000.00	50,000,000.00	50,000,000.00	49,887,500.00
821810281	3134GXEC4	FEDERAL HOME LOAN MORTGAGE CORP	11/25/2031	1.320	50,000,000.00	50,000,000.00	50,000,000.00	40,131,500.00
1020655037	3134GYPV8	FEDERAL HOME LOAN MORTGAGE CORP	04/26/2027	5.350	50,000,000.00	50,000,000.00	50,000,000.00	49,800,500.00
991666212	3134GYKQ4	FEDERAL HOME LOAN MORTGAGE CORP	03/13/2026	5.550	25,000,000.00	25,000,000.00	25,000,000.00	24,961,250.00
821809635	3134GWSZ0	FEDERAL HOME LOAN MORTGAGE CORP	09/28/2028	1.000	50,000,000.00	50,000,000.00	50,000,000.00	43,868,000.00
1298312440	3134H13M3	FEDERAL HOME LOAN MORTGAGE CORP	06/27/2029	5.630	50,000,000.00	50,000,000.00	50,000,000.00	50,021,700.00
1121403903	3134H1HJ5	FEDERAL HOME LOAN MORTGAGE CORP	10/28/2027	5.920	50,000,000.00	50,000,000.00	50,000,000.00	49,930,500.00
821810703	3134GXKC7	FEDERAL HOME LOAN MORTGAGE CORP	01/06/2031	1.150	50,000,000.00	50,000,000.00	50,000,000.00	40,983,000.00
821809088	3134GVX78	FEDERAL HOME LOAN MORTGAGE CORP	06/28/2027	1.000	25,000,000.00	24,999,896.31	24,999,750.00	22,707,250.00
821810746	3134GWTM8	FEDERAL HOME LOAN MORTGAGE CORP	09/30/2030	1.250	50,000,000.00	50,000,000.00	50,000,000.00	41,508,000.00
821809605	3134GVQR2	FEDERAL HOME LOAN MORTGAGE CORP	05/04/2027	1.050	50,000,000.00	50,000,000.00	50,000,000.00	45,706,000.00
984735907	3134GYHC9	FEDERAL HOME LOAN MORTGAGE CORP	02/09/2026	5.125	25,000,000.00	25,000,000.00	25,000,000.00	24,988,500.00
821809108	3134GWC79	FEDERAL HOME LOAN MORTGAGE CORP	09/17/2030	1.280	25,000,000.00	25,000,000.00	25,000,000.00	20,886,250.00
821810457	3134GXEQ3	FEDERAL HOME LOAN MORTGAGE CORP	11/26/2032	1.490	50,000,000.00	50,000,000.00	50,000,000.00	39,484,500.00
969524875	3134GYDS8	FEDERAL HOME LOAN MORTGAGE CORP	01/27/2026	5.350	25,000,000.00	25,000,000.00	25,000,000.00	24,983,500.00
1020652756	3134GYPU0	FEDERAL HOME LOAN MORTGAGE CORP	04/26/2027	5.350	50,000,000.00	50,000,000.00	50,000,000.00	49,800,500.00
1031594255	3134GYRV6	FEDERAL HOME LOAN MORTGAGE CORP	05/07/2027	5.310	25,000,000.00	25,000,000.00	25,000,000.00	24,877,500.00
988588943	3134GYKB7	FEDERAL HOME LOAN MORTGAGE CORP	03/06/2026	5.530	25,000,000.00	25,000,000.00	25,000,000.00	24,937,500.00
956934712	3134GYAU6	FEDERAL HOME LOAN MORTGAGE CORP	03/27/2026	5.100	25,000,000.00	25,000,000.00	25,000,000.00	24,962,250.00
821809093	3134GWQA7	FEDERAL HOME LOAN MORTGAGE CORP	08/20/2029	1.100	25,000,000.00	25,000,000.00	25,000,000.00	21,410,000.00
944243624	3134GY4T6	FEDERAL HOME LOAN MORTGAGE CORP	12/08/2025	5.160	25,000,000.00	25,000,000.00	25,000,000.00	24,963,250.00
1109046086	3134H1EM1	FEDERAL HOME LOAN MORTGAGE CORP	10/04/2027	5.830	25,000,000.00	25,000,000.00	25,000,000.00	25,006,000.00
1241572235	3134H1ZP1	FEDERAL HOME LOAN MORTGAGE CORP	04/04/2029	5.430	50,000,000.00	50,000,000.00	50,000,000.00	49,987,000.00
821810698	3134GVUQ9	FEDERAL HOME LOAN MORTGAGE CORP	05/27/2027	1.070	50,000,000.00	50,000,000.00	50,000,000.00	45,639,500.00
821810059	3134GXBM5	FEDERAL HOME LOAN MORTGAGE CORP	11/12/2025	0.600	50,000,000.00	50,000,000.00	50,000,000.00	47,435,500.00
821809648	3134GWSX5	FEDERAL HOME LOAN MORTGAGE CORP	09/23/2030	1.250	50,000,000.00	50,000,000.00	50,000,000.00	41,533,000.00
1155543945	3134H1LQ4	FEDERAL HOME LOAN MORTGAGE CORP	12/18/2026	5.280	50,000,000.00	50,000,000.00	50,000,000.00	49,862,500.00
821810414	3134GW6Y7	FEDERAL HOME LOAN MORTGAGE CORP	11/17/2031	1.410	50,000,000.00	50,000,000.00	50,000,000.00	40,433,500.00
1071596096	3134GYE63	FEDERAL HOME LOAN MORTGAGE CORP	07/26/2028	5.050	50,000,000.00	49,681,270.54	49,600,000.00	49,760,000.00
1026607963	3134GYRA2	FEDERAL HOME LOAN MORTGAGE CORP	05/17/2027	5.470	25,000,000.00	25,000,000.00	25,000,000.00	24,958,000.00
1086289198	3134H1AL7	FEDERAL HOME LOAN MORTGAGE CORP	08/27/2027	5.750	25,000,000.00	25,000,000.00	25,000,000.00	24,948,000.00
904121725	3134GXW26	FEDERAL HOME LOAN MORTGAGE CORP	09/12/2025	4.000	25,000,000.00	25,000,000.00	25,000,000.00	24,757,000.00
821810076	3134GVVJ4	FEDERAL HOME LOAN MORTGAGE CORP	05/27/2025	0.730	50,000,000.00	50,000,000.00	50,000,000.00	48,165,500.00
821810771	3134GWZ66	FEDERAL HOME LOAN MORTGAGE CORP	10/22/2030	1.270	50,000,000.00	50,000,000.00	50,000,000.00	41,481,500.00
1011404539	3134GYNS7	FEDERAL HOME LOAN MORTGAGE CORP	04/10/2026	5.260	50,000,000.00	50,000,000.00	50,000,000.00	49,874,000.00
1290537029	3134H1Z97	FEDERAL HOME LOAN MORTGAGE CORP	06/27/2029	5.530	50,000,000.00	50,000,000.00	50,000,000.00	50,153,850.00
962042876	3134GYC42	FEDERAL HOME LOAN MORTGAGE CORP	12/29/2025	5.120	25,000,000.00	25,000,000.00	25,000,000.00	24,953,000.00
821809661	3134GVMU9	FEDERAL HOME LOAN MORTGAGE CORP	04/28/2026	1.000	50,000,000.00	50,000,000.00	50,000,000.00	47,071,500.00
821810756	3134GWXP6	FEDERAL HOME LOAN MORTGAGE CORP	10/15/2030	1.250	50,000,000.00	50,000,000.00	50,000,000.00	41,453,500.00
955084906	3134GYAH5	FEDERAL HOME LOAN MORTGAGE CORP	12/26/2025	5.150	25,000,000.00	25,000,000.00	25,000,000.00	24,954,250.00
821809063	3134GWAJ5	FEDERAL HOME LOAN MORTGAGE CORP	07/22/2026	0.830	25,000,000.00	25,000,000.00	25,000,000.00	23,289,250.00
821809091	3134GWQY5	FEDERAL HOME LOAN MORTGAGE CORP	08/25/2028	1.070	25,000,000.00	25,000,000.00	25,000,000.00	22,065,000.00
821810517	3134GW3N4	FEDERAL HOME LOAN MORTGAGE CORP	10/28/2030	1.300	50,000,000.00	50,000,000.00	50,000,000.00	41,540,500.00
1105717475	3134H1DU4	FEDERAL HOME LOAN MORTGAGE CORP	09/27/2027	5.860	50,000,000.00	50,000,000.00	50,000,000.00	49,888,000.00
1196593160	3134H1RX3	FEDERAL HOME LOAN MORTGAGE CORP	02/21/2029	5.250	25,000,000.00	25,000,000.00	25,000,000.00	24,958,750.00
1101839811	3134H1CY7	FEDERAL HOME LOAN MORTGAGE CORP	09/27/2027	5.700	50,000,000.00	50,000,000.00	50,000,000.00	49,889,500.00
1053584413	3134GYUM2	FEDERAL HOME LOAN MORTGAGE CORP	06/28/2027	5.700	25,000,000.00	25,000,000.00	25,000,000.00	24,945,250.00
821810347	3134GXAT1	FEDERAL HOME LOAN MORTGAGE CORP	11/26/2030	1.360	50,000,000.00	50,000,000.00	50,000,000.00	41,510,000.00
1232433697	3134H1YP2	FEDERAL HOME LOAN MORTGAGE CORP	03/27/2028	5.250	50,000,000.00	50,000,000.00	50,000,000.00	49,927,000.00
821809026	3134GWD45	FEDERAL HOME LOAN MORTGAGE CORP	09/16/2030	1.250	25,000,000.00	25,000,000.00	25,000,000.00	20,848,250.00
821810063	3134GV2C1	FEDERAL HOME LOAN MORTGAGE CORP	06/23/2025	0.710	50,000,000.00	50,000,000.00	50,000,000.00	48,014,000.00
903285065	3134GYU44	FEDERAL HOME LOAN MORTGAGE CORP	09/07/2027	4.050	25,000,000.00	25,000,000.00	25,000,000.00	24,541,000.00
821809112	3134GWF68	FEDERAL HOME LOAN MORTGAGE CORP	09/17/2030	1.320	25,000,000.00	25,000,000.00	25,000,000.00	20,939,250.00
1124010220	3134H1JB0	FEDERAL HOME LOAN MORTGAGE CORP	10/25/2028	6.010	50,000,000.00	50,000,000.00	50,000,000.00	50,061,500.00
1043310081	3134GYT85	FEDERAL HOME LOAN MORTGAGE CORP	05/21/2027	5.625	50,000,000.00	50,000,000.00	50,000,000.00	49,918,500.00
1048335065	3134GYTY8	FEDERAL HOME LOAN MORTGAGE CORP	06/21/2027	5.700	25,000,000.00	25,000,000.00	25,000,000.00	24,945,750.00

LOS ANGELES COUNTY TREASURER
 TREASURER PORTFOLIO COMPARED TO MARKET VALUE
 FOR THE PERIOD: JULY 1, 2024 TO JULY 31, 2024
 FUND: POOLED SURPLUS INVESTMENTS
 ATTACHMENT X

Security ID	CUSIP	Description	Final Maturity	Face Rate	PAR	Amortized Cost	Historical Cost	Market Value
1177445444	3134H1NY5	FEDERAL HOME LOAN MORTGAGE CORP	01/29/2029	5.300	50,000,000.00	50,000,000.00	50,000,000.00	49,846,500.00
892077158	3134GXL77	FEDERAL HOME LOAN MORTGAGE CORP	07/28/2025	3.500	25,000,000.00	25,000,000.00	25,000,000.00	24,661,250.00
871902296	3134GXZV9	FEDERAL HOME LOAN MORTGAGE CORP	06/27/2025	4.000	25,000,000.00	25,000,000.00	25,000,000.00	24,756,250.00
821809631	3134GXCS1	FEDERAL HOME LOAN MORTGAGE CORP	11/25/2025	0.625	50,000,000.00	50,000,000.00	50,121,500.00	47,358,500.00
1175785390	3134H1NM1	FEDERAL HOME LOAN MORTGAGE CORP	01/29/2029	5.180	50,000,000.00	50,000,000.00	50,000,000.00	49,841,000.00
821810765	3134GWYT7	FEDERAL HOME LOAN MORTGAGE CORP	10/15/2030	1.260	50,000,000.00	50,000,000.00	50,000,000.00	41,480,000.00
1056325459	3134GYV58	FEDERAL HOME LOAN MORTGAGE CORP	06/29/2026	5.600	50,000,000.00	50,000,000.00	50,000,000.00	49,905,000.00
821809209	3134GXAK0	FEDERAL HOME LOAN MORTGAGE CORP	08/09/2032	1.500	50,000,000.00	50,000,000.00	50,000,000.00	39,864,500.00
821809543	3134GVRV2	FEDERAL HOME LOAN MORTGAGE CORP	05/27/2025	0.750	50,000,000.00	50,000,000.00	50,000,000.00	48,173,500.00
1201525602	3134H1SU8	FEDERAL HOME LOAN MORTGAGE CORP	02/28/2029	5.400	25,000,000.00	25,000,000.00	25,000,000.00	24,951,500.00
821809532	3134GV5B0	FEDERAL HOME LOAN MORTGAGE CORP	07/09/2025	0.730	50,000,000.00	50,000,000.00	50,000,000.00	47,915,500.00
963310452	3134GYCG5	FEDERAL HOME LOAN MORTGAGE CORP	01/27/2026	5.250	25,000,000.00	25,000,000.00	25,000,000.00	24,884,000.00
899279676	3134GXS21	FEDERAL HOME LOAN MORTGAGE CORP	08/25/2025	3.800	25,000,000.00	25,000,000.00	25,000,000.00	24,712,250.00
821810541	3134GW4S2	FEDERAL HOME LOAN MORTGAGE CORP	10/28/2030	1.300	50,000,000.00	50,000,000.00	50,000,000.00	41,540,500.00
821809024	3134GWRH1	FEDERAL HOME LOAN MORTGAGE CORP	08/26/2030	1.250	25,000,000.00	25,000,000.00	25,000,000.00	20,884,500.00
821810360	3134GXKB9	FEDERAL HOME LOAN MORTGAGE CORP	01/06/2033	1.360	50,000,000.00	50,000,000.00	50,000,000.00	38,910,500.00
821809110	3134GW6Q4	FEDERAL HOME LOAN MORTGAGE CORP	11/12/2030	1.310	25,000,000.00	25,000,000.00	25,000,000.00	20,759,000.00
1074294552	3134GYVM8	FEDERAL HOME LOAN MORTGAGE CORP	08/09/2027	5.600	25,000,000.00	25,000,000.00	25,000,000.00	24,971,750.00
821809642	3134GWSX5	FEDERAL HOME LOAN MORTGAGE CORP	09/23/2030	1.250	50,000,000.00	50,000,000.00	50,000,000.00	41,533,000.00
984857801	3134GYHL9	FEDERAL HOME LOAN MORTGAGE CORP	02/27/2026	5.250	25,000,000.00	25,000,000.00	25,000,000.00	24,980,750.00
1205059830	3134H1TM5	FEDERAL HOME LOAN MORTGAGE CORP	02/21/2029	5.500	25,000,000.00	25,000,000.00	25,000,000.00	25,027,500.00
1274219209	3134H1U92	FEDERAL HOME LOAN MORTGAGE CORP	05/25/2029	5.660	50,000,000.00	50,000,000.00	50,000,000.00	50,064,300.00
944765043	3134GY5A6	FEDERAL HOME LOAN MORTGAGE CORP	12/12/2025	5.200	25,000,000.00	25,000,000.00	25,000,000.00	24,973,250.00
821809657	3134GVMG4	FEDERAL HOME LOAN MORTGAGE CORP	03/17/2026	1.000	50,000,000.00	50,000,000.00	50,000,000.00	47,235,500.00
906927716	3134GXQ80	FEDERAL HOME LOAN MORTGAGE CORP	08/29/2025	3.750	25,000,000.00	25,000,000.00	25,000,000.00	24,699,500.00
985496356	3134GYHY1	FEDERAL HOME LOAN MORTGAGE CORP	02/27/2026	5.300	25,000,000.00	25,000,000.00	25,000,000.00	24,959,000.00
1049558303	3134GYU91	FEDERAL HOME LOAN MORTGAGE CORP	06/28/2027	5.700	25,000,000.00	25,000,000.00	25,000,000.00	24,945,250.00
821810506	3134GWZN9	FEDERAL HOME LOAN MORTGAGE CORP	10/28/2030	1.300	50,000,000.00	50,000,000.00	50,000,000.00	41,540,500.00
821810691	3134GVTY4	FEDERAL HOME LOAN MORTGAGE CORP	05/27/2027	1.050	50,000,000.00	50,000,000.00	50,000,000.00	45,613,000.00
821809599	3134GWQ33	FEDERAL HOME LOAN MORTGAGE CORP	09/28/2028	1.000	50,000,000.00	50,000,000.00	50,000,000.00	43,867,000.00
821810463	3134GWZF6	FEDERAL HOME LOAN MORTGAGE CORP	10/21/2030	1.290	50,000,000.00	50,000,000.00	50,000,000.00	41,539,000.00
1140382653	3134H1KQ5	FEDERAL HOME LOAN MORTGAGE CORP	11/27/2028	5.620	50,000,000.00	50,000,000.00	50,000,000.00	50,066,500.00
1039942681	3134GYSZ6	FEDERAL HOME LOAN MORTGAGE CORP	05/22/2026	5.480	50,000,000.00	50,000,000.00	50,000,000.00	49,938,500.00
1256331562	3134H1M75	FEDERAL HOME LOAN MORTGAGE CORP	04/25/2029	5.750	50,000,000.00	50,000,000.00	50,000,000.00	50,182,000.00
1297294402	3134H13E1	FEDERAL HOME LOAN MORTGAGE CORP	06/27/2029	5.625	50,000,000.00	50,000,000.00	50,000,000.00	50,020,700.00
907051190	3134GXY40	FEDERAL HOME LOAN MORTGAGE CORP	09/19/2025	4.100	25,000,000.00	25,000,000.00	25,000,000.00	24,753,750.00
821809653	3134GWDM5	FEDERAL HOME LOAN MORTGAGE CORP	07/29/2027	0.830	50,000,000.00	50,000,000.00	50,000,000.00	45,057,500.00
1323520214	3134HABX0	FEDERAL HOME LOAN MORTGAGE CORP	07/25/2029	5.310	25,000,000.00	25,000,000.00	25,000,000.00	25,004,800.00
821810448	3134GXEN0	FEDERAL HOME LOAN MORTGAGE CORP	11/23/2032	1.420	50,000,000.00	50,000,000.00	50,000,000.00	39,255,500.00
1156429720	3134H1LU5	FEDERAL HOME LOAN MORTGAGE CORP	12/18/2026	5.340	25,000,000.00	25,000,000.00	25,000,000.00	24,939,500.00
965758754	3134GYCR1	FEDERAL HOME LOAN MORTGAGE CORP	01/27/2026	5.310	25,000,000.00	25,000,000.00	25,000,000.00	24,961,000.00
994248766	3134GYLB6	FEDERAL HOME LOAN MORTGAGE CORP	06/15/2026	5.700	25,000,000.00	25,000,000.00	25,000,000.00	24,969,500.00
1040377557	3134GYT69	FEDERAL HOME LOAN MORTGAGE CORP	05/21/2027	5.550	50,000,000.00	50,000,000.00	50,000,000.00	49,919,000.00
1185927296	3134H1QC0	FEDERAL HOME LOAN MORTGAGE CORP	01/29/2029	5.200	50,000,000.00	50,000,000.00	50,000,000.00	49,853,000.00
821809552	3134GVZ50	FEDERAL HOME LOAN MORTGAGE CORP	12/26/2025	0.750	50,000,000.00	50,000,000.00	50,000,000.00	47,265,000.00
1019882746	3134GYPS5	FEDERAL HOME LOAN MORTGAGE CORP	04/26/2027	5.300	50,000,000.00	50,000,000.00	50,000,000.00	49,765,000.00
821809212	3134GXAQ7	FEDERAL HOME LOAN MORTGAGE CORP	11/23/2032	1.500	50,000,000.00	50,000,000.00	50,000,000.00	39,527,500.00
1298312467	3134H13L5	FEDERAL HOME LOAN MORTGAGE CORP	06/27/2029	5.625	50,000,000.00	50,000,000.00	50,000,000.00	49,888,000.00
821810368	3134GXFD1	FEDERAL HOME LOAN MORTGAGE CORP	12/02/2031	1.400	50,000,000.00	50,000,000.00	50,000,000.00	40,353,500.00
1279253261	3134H1W58	FEDERAL HOME LOAN MORTGAGE CORP	06/14/2029	5.740	25,000,000.00	25,000,000.00	25,000,000.00	25,052,975.00
986881919	3134GYJT0	FEDERAL HOME LOAN MORTGAGE CORP	03/04/2026	5.350	25,000,000.00	25,000,000.00	25,000,000.00	24,969,750.00
821810803	3134GXEZ3	FEDERAL HOME LOAN MORTGAGE CORP	12/09/2030	1.220	50,000,000.00	50,000,000.00	50,000,000.00	41,085,500.00
821808975	3134GW6M3	FEDERAL HOME LOAN MORTGAGE CORP	11/04/2032	1.500	50,000,000.00	50,000,000.00	50,000,000.00	39,591,500.00
1176681099	3134H1NU3	FEDERAL HOME LOAN MORTGAGE CORP	01/29/2029	5.280	50,000,000.00	50,000,000.00	50,000,000.00	49,868,500.00
1114129013	3134H1FL2	FEDERAL HOME LOAN MORTGAGE CORP	10/25/2027	5.900	25,000,000.00	25,000,000.00	25,000,000.00	24,990,000.00
821809089	3134GVS58	FEDERAL HOME LOAN MORTGAGE CORP	06/23/2027	1.000	25,000,000.00	25,000,000.00	25,000,000.00	22,717,750.00
1027066719	3134GYRF1	FEDERAL HOME LOAN MORTGAGE CORP	05/17/2027	5.500	25,000,000.00	25,000,000.00	25,000,000.00	24,965,500.00
821809649	3134GVSP4	FEDERAL HOME LOAN MORTGAGE CORP	05/27/2025	0.770	50,000,000.00	50,000,000.00	50,000,000.00	48,181,500.00
1103463496	3134H1DB6	FEDERAL HOME LOAN MORTGAGE CORP	09/27/2027	5.755	50,000,000.00	50,000,000.00	50,000,000.00	49,888,500.00
821810465	3134GWZH2	FEDERAL HOME LOAN MORTGAGE CORP	10/28/2030	1.300	50,000,000.00	50,000,000.00	50,000,000.00	41,540,500.00
1213323977	3134H1VS9	FEDERAL HOME LOAN MORTGAGE CORP	03/12/2029	5.520	25,000,000.00	25,000,000.00	25,000,000.00	24,992,750.00
1020655036	3134GYPW6	FEDERAL HOME LOAN MORTGAGE CORP	04/26/2027	5.360	50,000,000.00	50,000,000.00	50,000,000.00	49,805,500.00
821810760	3134GWXQ4	FEDERAL HOME LOAN MORTGAGE CORP	10/22/2030	1.250	50,000,000.00	50,000,000.00	50,000,000.00	41,428,000.00
956934711	3134GYAV4	FEDERAL HOME LOAN MORTGAGE CORP	12/26/2025	5.120	25,000,000.00	25,000,000.00	25,000,000.00	24,952,000.00
1289662538	3135GATT8	FEDERAL NATIONAL MORTGAGE ASSOCIATION	06/27/2029	5.630	50,000,000.00	50,000,000.00	50,000,000.00	50,093,900.00

**LOS ANGELES COUNTY TREASURER
 TREASURER PORTFOLIO COMPARED TO MARKET VALUE
 FOR THE PERIOD: JULY 1, 2024 TO JULY 31, 2024
 FUND: POOLED SURPLUS INVESTMENTS
 ATTACHMENT X**

Security ID	CUSIP	Description	Final Maturity	Face Rate	PAR	Amortized Cost	Historical Cost	Market Value
821809122	3136G42S1	FEDERAL NATIONAL MORTGAGE ASSOCIATION	09/11/2030	1.120	25,000,000.00	25,000,000.00	25,000,000.00	20,684,250.00
1279253259	3135GATG6	FEDERAL NATIONAL MORTGAGE ASSOCIATION	06/06/2029	5.730	25,000,000.00	25,000,000.00	25,000,000.00	25,053,975.00
1114139739	3135GAJW2	FEDERAL NATIONAL MORTGAGE ASSOCIATION	10/23/2028	6.000	50,000,000.00	50,000,000.00	50,000,000.00	50,096,500.00
1151420427	3135GAKJ9	FEDERAL NATIONAL MORTGAGE ASSOCIATION	06/06/2025	5.360	50,000,000.00	50,000,000.00	50,000,000.00	49,934,500.00
821809178	3135GA2D2	FEDERAL NATIONAL MORTGAGE ASSOCIATION	10/28/2030	1.260	50,000,000.00	50,000,000.00	50,000,000.00	41,433,000.00
821809223	3136G4R88	FEDERAL NATIONAL MORTGAGE ASSOCIATION	08/26/2030	1.180	50,000,000.00	50,000,000.00	50,000,000.00	41,584,500.00
1011404540	3135GAG21	FEDERAL NATIONAL MORTGAGE ASSOCIATION	03/27/2026	5.300	25,000,000.00	25,000,000.00	25,000,000.00	24,965,250.00
821809163	3136G45T6	FEDERAL NATIONAL MORTGAGE ASSOCIATION	10/28/2030	1.200	50,000,000.00	50,000,000.00	50,000,000.00	41,272,000.00
821809120	3136G4E33	FEDERAL NATIONAL MORTGAGE ASSOCIATION	07/30/2027	0.875	25,000,000.00	25,000,000.00	25,000,000.00	22,558,000.00
821809660	3135G05Q2	FEDERAL NATIONAL MORTGAGE ASSOCIATION	08/05/2030	0.875	50,000,000.00	49,608,079.56	49,361,500.00	41,355,100.00
821809604	3135G05Q2	FEDERAL NATIONAL MORTGAGE ASSOCIATION	08/05/2030	0.875	50,000,000.00	49,330,638.65	48,940,000.00	41,355,100.00
1011404538	3135GAFZ9	FEDERAL NATIONAL MORTGAGE ASSOCIATION	04/10/2026	5.250	50,000,000.00	50,000,000.00	50,000,000.00	49,987,500.00
1235387986	3135GAQQ7	FEDERAL NATIONAL MORTGAGE ASSOCIATION	04/09/2029	5.480	50,000,000.00	50,000,000.00	50,000,000.00	49,944,000.00
821809077	3135GACP4	FEDERAL NATIONAL MORTGAGE ASSOCIATION	01/27/2033	1.610	50,000,000.00	50,000,000.00	50,000,000.00	39,708,000.00
821809176	3135GA6X4	FEDERAL NATIONAL MORTGAGE ASSOCIATION	12/09/2030	1.240	50,000,000.00	50,000,000.00	50,000,000.00	41,140,000.00
821809182	3135GAC41	FEDERAL NATIONAL MORTGAGE ASSOCIATION	12/10/2030	1.330	50,000,000.00	50,000,000.00	50,000,000.00	41,381,500.00
1275657029	3135GAT92	FEDERAL NATIONAL MORTGAGE ASSOCIATION	05/25/2029	5.700	50,000,000.00	50,000,000.00	50,000,000.00	50,075,100.00
821809602	3135G05Q2	FEDERAL NATIONAL MORTGAGE ASSOCIATION	08/05/2030	0.875	50,000,000.00	49,432,648.31	49,085,000.00	41,355,100.00
1202172677	3135GAP54	FEDERAL NATIONAL MORTGAGE ASSOCIATION	02/14/2029	5.460	25,000,000.00	25,000,000.00	25,000,000.00	24,935,000.00
1138375748	3135GAK91	FEDERAL NATIONAL MORTGAGE ASSOCIATION	11/27/2028	5.730	50,000,000.00	50,000,000.00	50,000,000.00	49,969,500.00
821809656	3135GACK5	FEDERAL NATIONAL MORTGAGE ASSOCIATION	01/27/2032	1.310	50,000,000.00	50,000,000.00	50,000,000.00	39,893,000.00
1114139737	3135GAJV4	FEDERAL NATIONAL MORTGAGE ASSOCIATION	10/28/2027	5.900	50,000,000.00	50,000,000.00	50,000,000.00	50,072,500.00
821809503	3135GAAK7	FEDERAL NATIONAL MORTGAGE ASSOCIATION	12/17/2030	1.300	25,000,000.00	24,992,028.35	24,987,500.00	20,637,750.00
821809180	3135GA4C2	FEDERAL NATIONAL MORTGAGE ASSOCIATION	11/18/2030	1.320	50,000,000.00	50,000,000.00	50,000,000.00	41,524,000.00
1242656309	3135GAR37	FEDERAL NATIONAL MORTGAGE ASSOCIATION	04/16/2029	5.520	50,000,000.00	50,000,000.00	50,000,000.00	49,971,500.00
1152656292	3135GAKK6	FEDERAL NATIONAL MORTGAGE ASSOCIATION	12/06/2024	5.320	50,000,000.00	50,000,000.00	50,000,000.00	49,949,000.00
821809172	3135GA3T6	FEDERAL NATIONAL MORTGAGE ASSOCIATION	11/25/2030	1.240	50,000,000.00	50,000,000.00	50,000,000.00	41,189,000.00
1182264647	3135GAM73	FEDERAL NATIONAL MORTGAGE ASSOCIATION	01/17/2029	5.125	25,000,000.00	25,000,000.00	25,000,000.00	24,812,000.00
1159941295	3135GAKR1	FEDERAL NATIONAL MORTGAGE ASSOCIATION	12/27/2024	5.190	50,000,000.00	50,000,000.00	50,000,000.00	49,939,000.00
1251220781	3135GARM5	FEDERAL NATIONAL MORTGAGE ASSOCIATION	04/24/2029	5.750	25,000,000.00	25,000,000.00	25,000,000.00	25,074,000.00
1189533957	3135GAMR9	FEDERAL NATIONAL MORTGAGE ASSOCIATION	01/30/2029	5.200	25,000,000.00	25,000,000.00	25,000,000.00	24,938,750.00
1215301249	3135GAPZ8	FEDERAL NATIONAL MORTGAGE ASSOCIATION	03/06/2028	5.400	25,000,000.00	25,000,000.00	25,000,000.00	24,960,750.00
1214367400	3135GAPU9	FEDERAL NATIONAL MORTGAGE ASSOCIATION	03/04/2027	5.300	25,000,000.00	25,000,000.00	25,000,000.00	24,921,750.00
821809185	3136G47J6	FEDERAL NATIONAL MORTGAGE ASSOCIATION	10/28/2032	1.450	50,000,000.00	50,000,000.00	50,000,000.00	39,445,000.00
821809217	3135GAAF8	FEDERAL NATIONAL MORTGAGE ASSOCIATION	12/08/2028	0.950	50,000,000.00	50,000,000.00	50,000,000.00	43,368,500.00
821809183	3135GACG4	FEDERAL NATIONAL MORTGAGE ASSOCIATION	01/20/2033	1.360	50,000,000.00	50,000,000.00	50,000,000.00	38,865,000.00
1141009817	3135GAKE0	FEDERAL NATIONAL MORTGAGE ASSOCIATION	11/27/2028	5.650	50,000,000.00	50,000,000.00	50,000,000.00	49,991,500.00
1200783200	3135GANW7	FEDERAL NATIONAL MORTGAGE ASSOCIATION	02/20/2029	5.280	25,000,000.00	25,000,000.00	25,000,000.00	24,975,750.00
821809189	3135GA4B4	FEDERAL NATIONAL MORTGAGE ASSOCIATION	11/23/2032	1.500	50,000,000.00	50,000,000.00	50,000,000.00	39,533,050.00
1153537814	3135GAKL4	FEDERAL NATIONAL MORTGAGE ASSOCIATION	12/10/2024	5.320	50,000,000.00	50,000,000.00	50,000,000.00	49,930,500.00
1235387988	3135GAQQ7	FEDERAL NATIONAL MORTGAGE ASSOCIATION	04/09/2029	5.480	50,000,000.00	50,000,000.00	50,000,000.00	49,944,000.00
821809652	3135GACK5	FEDERAL NATIONAL MORTGAGE ASSOCIATION	01/27/2032	1.310	50,000,000.00	50,000,000.00	50,000,000.00	39,893,000.00
821809075	3136G42K8	FEDERAL NATIONAL MORTGAGE ASSOCIATION	08/27/2032	1.220	49,250,000.00	48,829,503.58	48,634,375.00	38,292,367.50
1019326620	3135GAGR6	FEDERAL NATIONAL MORTGAGE ASSOCIATION	04/26/2027	5.150	50,000,000.00	50,000,000.00	50,000,000.00	49,939,500.00
1222217942	3135GAQQ95	FEDERAL NATIONAL MORTGAGE ASSOCIATION	03/20/2025	5.200	25,000,000.00	25,000,000.00	25,000,000.00	24,979,250.00
821809118	3135G05Q2	FEDERAL NATIONAL MORTGAGE ASSOCIATION	08/05/2030	0.875	25,000,000.00	24,595,145.84	24,355,000.00	20,677,550.00
1028476430	3135GAHG9	FEDERAL NATIONAL MORTGAGE ASSOCIATION	05/03/2027	5.500	25,000,000.00	25,000,000.00	25,000,000.00	25,009,750.00
821809213	3136G4YZ0	FEDERAL NATIONAL MORTGAGE ASSOCIATION	07/09/2026	0.820	50,000,000.00	50,000,000.00	50,000,000.00	46,621,500.00
1153537816	3135GAKM2	FEDERAL NATIONAL MORTGAGE ASSOCIATION	12/06/2024	5.320	50,000,000.00	50,000,000.00	50,000,000.00	49,949,000.00
1289662537	3135GATS0	FEDERAL NATIONAL MORTGAGE ASSOCIATION	06/27/2029	5.625	50,000,000.00	50,000,000.00	50,000,000.00	50,091,900.00
1159941297	3135GAKR1	FEDERAL NATIONAL MORTGAGE ASSOCIATION	12/27/2024	5.190	50,000,000.00	50,000,000.00	50,000,000.00	49,939,000.00
1152656305	3135GAKK6	FEDERAL NATIONAL MORTGAGE ASSOCIATION	12/06/2024	5.320	50,000,000.00	50,000,000.00	50,000,000.00	49,949,000.00
821809116	3135G04Z3	FEDERAL NATIONAL MORTGAGE ASSOCIATION	06/17/2025	0.500	25,000,000.00	24,998,326.91	24,990,500.00	24,077,500.00
821809187	3135GA2E0	FEDERAL NATIONAL MORTGAGE ASSOCIATION	11/17/2032	1.460	50,000,000.00	50,000,000.00	50,000,000.00	39,411,000.00
1162780219	3135GAKT7	FEDERAL NATIONAL MORTGAGE ASSOCIATION	12/27/2024	5.230	50,000,000.00	50,000,000.00	50,000,000.00	49,945,000.00
1249639093	3135GARL7	FEDERAL NATIONAL MORTGAGE ASSOCIATION	04/23/2029	5.750	25,000,000.00	25,000,000.00	25,000,000.00	25,035,500.00
821809179	3135GA6Z9	FEDERAL NATIONAL MORTGAGE ASSOCIATION	12/09/2030	1.330	50,000,000.00	50,000,000.00	50,000,000.00	41,384,500.00
821809222	3135GAAE1	FEDERAL NATIONAL MORTGAGE ASSOCIATION	12/08/2028	1.000	50,000,000.00	50,000,000.00	50,000,000.00	43,467,000.00
1273253734	3135GASZ5	FEDERAL NATIONAL MORTGAGE ASSOCIATION	05/25/2029	5.650	50,000,000.00	50,000,000.00	50,000,000.00	50,060,650.00
1247082997	3135GARF0	FEDERAL NATIONAL MORTGAGE ASSOCIATION	04/16/2029	5.700	25,000,000.00	25,000,000.00	25,000,000.00	25,035,000.00
821809177	3135GA2V2	FEDERAL NATIONAL MORTGAGE ASSOCIATION	11/18/2030	1.270	50,000,000.00	50,000,000.00	50,000,000.00	41,388,500.00
821809162	3136G43U5	FEDERAL NATIONAL MORTGAGE ASSOCIATION	09/27/2030	1.200	50,000,000.00	50,000,000.00	50,000,000.00	41,386,000.00
821809190	3135GA4A6	FEDERAL NATIONAL MORTGAGE ASSOCIATION	11/16/2032	1.500	50,000,000.00	50,000,000.00	50,000,000.00	39,550,000.00
821809218	3136G4YY3	FEDERAL NATIONAL MORTGAGE ASSOCIATION	07/15/2027	0.950	50,000,000.00	50,000,000.00	50,000,000.00	45,283,500.00
821809502	3136G4U68	FEDERAL NATIONAL MORTGAGE ASSOCIATION	08/27/2030	1.250	25,000,000.00	25,000,000.00	25,000,000.00	20,883,000.00

LOS ANGELES COUNTY TREASURER
 TREASURER PORTFOLIO COMPARED TO MARKET VALUE
 FOR THE PERIOD: JULY 1, 2024 TO JULY 31, 2024
 FUND: POOLED SURPLUS INVESTMENTS
 ATTACHMENT X

Security ID	CUSIP	Description	Final Maturity	Face Rate	PAR	Amortized Cost	Historical Cost	Market Value
1252508129	3135GARS2	FEDERAL NATIONAL MORTGAGE ASSOCIATION	05/03/2029	5.450	25,000,000.00	25,000,000.00	25,000,000.00	25,097,500.00
1274896798	3135GAT35	FEDERAL NATIONAL MORTGAGE ASSOCIATION	05/29/2029	5.670	50,000,000.00	50,000,000.00	50,000,000.00	50,067,850.00
821809168	3136G42K8	FEDERAL NATIONAL MORTGAGE ASSOCIATION	08/27/2032	1.220	50,000,000.00	49,573,396.59	49,375,000.00	38,875,500.00
1141009822	3135GAKD2	FEDERAL NATIONAL MORTGAGE ASSOCIATION	11/27/2028	5.640	50,000,000.00	50,000,000.00	50,000,000.00	50,065,500.00
1195429417	3135GANB3	FEDERAL NATIONAL MORTGAGE ASSOCIATION	02/14/2029	5.250	25,000,000.00	25,000,000.00	25,000,000.00	26,163,000.00
1151420430	3135GAKH3	FEDERAL NATIONAL MORTGAGE ASSOCIATION	06/06/2025	5.350	50,000,000.00	50,000,000.00	50,000,000.00	49,944,000.00
821809181	3135GAA84	FEDERAL NATIONAL MORTGAGE ASSOCIATION	12/16/2031	1.350	50,000,000.00	50,000,000.00	50,000,000.00	40,153,500.00
821810668	3135G05C3	FEDERAL NATIONAL MORTGAGE ASSOCIATION	06/30/2025	0.750	21,000,000.00	21,000,000.00	21,000,000.00	20,154,330.00
1195429415	3135GANA5	FEDERAL NATIONAL MORTGAGE ASSOCIATION	02/14/2029	5.250	25,000,000.00	25,000,000.00	25,000,000.00	24,919,500.00
1114139738	3135GAJY8	FEDERAL NATIONAL MORTGAGE ASSOCIATION	10/25/2027	5.900	50,000,000.00	50,000,000.00	50,000,000.00	50,104,500.00
821809186	3136G47K3	FEDERAL NATIONAL MORTGAGE ASSOCIATION	10/28/2031	1.365	50,000,000.00	50,000,000.00	50,000,000.00	40,359,500.00
1201526194	3135GANX5	FEDERAL NATIONAL MORTGAGE ASSOCIATION	02/26/2029	5.400	25,000,000.00	25,000,000.00	25,000,000.00	24,945,250.00
1159941294	3135GAKS9	FEDERAL NATIONAL MORTGAGE ASSOCIATION	12/27/2024	5.220	50,000,000.00	50,000,000.00	50,000,000.00	49,943,500.00
1253218388	3135GARW3	FEDERAL NATIONAL MORTGAGE ASSOCIATION	05/10/2029	5.480	50,000,000.00	50,000,000.00	50,000,000.00	50,142,000.00
1182264649	3135GAM24	FEDERAL NATIONAL MORTGAGE ASSOCIATION	01/10/2029	5.030	50,000,000.00	50,000,000.00	50,000,000.00	49,582,000.00
821809184	3135GA6T3	FEDERAL NATIONAL MORTGAGE ASSOCIATION	12/16/2031	1.360	50,000,000.00	50,000,000.00	50,000,000.00	40,184,500.00
821809500	3136G4R88	FEDERAL NATIONAL MORTGAGE ASSOCIATION	08/26/2030	1.180	25,000,000.00	25,000,000.00	25,000,000.00	20,792,250.00
821809597	3135G05Q2	FEDERAL NATIONAL MORTGAGE ASSOCIATION	08/05/2030	0.875	50,000,000.00	49,416,381.70	49,058,500.00	41,355,100.00
1159941292	3135GAKS9	FEDERAL NATIONAL MORTGAGE ASSOCIATION	12/27/2024	5.220	50,000,000.00	50,000,000.00	50,000,000.00	49,943,500.00
821809175	3136G43V3	FEDERAL NATIONAL MORTGAGE ASSOCIATION	09/27/2030	1.250	50,000,000.00	50,000,000.00	50,000,000.00	41,519,000.00
1178100559	3135GALV1	FEDERAL NATIONAL MORTGAGE ASSOCIATION	01/29/2029	5.080	50,000,000.00	50,000,000.00	50,000,000.00	49,644,000.00
1153537815	3135GAKL4	FEDERAL NATIONAL MORTGAGE ASSOCIATION	12/10/2024	5.320	50,000,000.00	50,000,000.00	50,000,000.00	49,930,500.00
1257862196	3135GAS93	FEDERAL NATIONAL MORTGAGE ASSOCIATION	05/08/2029	5.770	50,000,000.00	50,000,000.00	50,000,000.00	50,099,500.00
821809188	3135GA2C4	FEDERAL NATIONAL MORTGAGE ASSOCIATION	11/18/2032	1.450	50,000,000.00	50,000,000.00	50,000,000.00	39,374,000.00
1194585799	3135GAN31	FEDERAL NATIONAL MORTGAGE ASSOCIATION	02/14/2029	5.200	25,000,000.00	25,000,000.00	25,000,000.00	24,915,750.00
821809227	3135GA5Z0	FEDERAL NATIONAL MORTGAGE ASSOCIATION	12/08/2032	1.515	50,000,000.00	50,000,000.00	50,000,000.00	39,532,000.00
1153537817	3135GAKM2	FEDERAL NATIONAL MORTGAGE ASSOCIATION	12/06/2024	5.320	50,000,000.00	50,000,000.00	50,000,000.00	49,949,000.00
821809214	3136G4YQ0	FEDERAL NATIONAL MORTGAGE ASSOCIATION	07/09/2025	0.710	50,000,000.00	50,000,000.00	50,000,000.00	47,920,500.00
1178734137	3135GALX7	FEDERAL NATIONAL MORTGAGE ASSOCIATION	01/29/2029	5.100	50,000,000.00	50,000,000.00	50,000,000.00	49,658,000.00
1267645097	313312C32	FEDERAL FARM CREDIT BANKS FUNDING CORP	08/16/2024	5.250	50,000,000.00	49,890,625.00	49,314,583.33	49,876,000.00
1315899655	313312Q37	FEDERAL FARM CREDIT BANKS FUNDING CORP	11/20/2024	5.140	50,000,000.00	49,207,583.33	49,086,222.22	49,206,100.00
1201525398	313312A42	FEDERAL FARM CREDIT BANKS FUNDING CORP	08/01/2024	5.100	25,000,000.00	25,000,000.00	24,397,916.67	24,992,750.00
1325384032	313312S27	FEDERAL FARM CREDIT BANKS FUNDING CORP	12/05/2024	5.080	25,000,000.00	24,555,500.00	24,534,333.33	24,553,075.00
1261281584	313312L57	FEDERAL FARM CREDIT BANKS FUNDING CORP	10/21/2024	5.180	50,000,000.00	49,417,250.00	48,755,361.11	49,410,000.00
1223951477	313312B41	FEDERAL FARM CREDIT BANKS FUNDING CORP	08/09/2024	5.120	50,000,000.00	49,943,111.11	48,933,333.33	49,927,000.00
1261281582	313312L24	FEDERAL FARM CREDIT BANKS FUNDING CORP	10/18/2024	5.180	50,000,000.00	49,438,833.33	48,776,944.44	49,431,000.00
1245939485	313312H29	FEDERAL FARM CREDIT BANKS FUNDING CORP	09/24/2024	5.130	15,000,000.00	14,884,575.00	14,640,900.00	14,877,600.00
1303524913	313312G38	FEDERAL FARM CREDIT BANKS FUNDING CORP	09/17/2024	5.230	50,000,000.00	49,658,597.22	49,411,625.00	49,650,300.00
1242651759	313312F39	FEDERAL FARM CREDIT BANKS FUNDING CORP	09/09/2024	5.110	50,000,000.00	49,723,208.33	48,871,541.67	49,701,500.00
1257862195	313312J84	FEDERAL FARM CREDIT BANKS FUNDING CORP	10/08/2024	5.170	25,000,000.00	24,755,861.11	24,407,604.17	24,751,000.00
1259332198	313312C32	FEDERAL FARM CREDIT BANKS FUNDING CORP	08/16/2024	5.230	25,000,000.00	24,945,520.83	24,607,750.00	24,938,000.00
1196589708	313312A42	FEDERAL FARM CREDIT BANKS FUNDING CORP	08/01/2024	5.050	50,000,000.00	50,000,000.00	48,758,541.67	49,985,500.00
1257862198	313312J84	FEDERAL FARM CREDIT BANKS FUNDING CORP	10/08/2024	5.170	50,000,000.00	49,511,722.22	48,815,208.33	49,502,000.00
1296179572	313384G45	FEDERAL HOME LOAN BANKS	09/18/2024	5.248	50,000,000.00	49,650,133.33	49,344,000.00	49,636,000.00
1299996667	313384F53	FEDERAL HOME LOAN BANKS	09/11/2024	5.220	50,000,000.00	49,702,750.00	49,434,500.00	49,687,000.00
1274218425	313384B24	FEDERAL HOME LOAN BANKS	08/07/2024	5.250	50,000,000.00	49,956,250.00	49,431,250.00	49,941,500.00
1325384028	313384J42	FEDERAL HOME LOAN BANKS	10/04/2024	5.185	41,847,000.00	41,461,263.65	41,425,100.87	41,454,056.67
1302542922	313384F79	FEDERAL HOME LOAN BANKS	09/13/2024	5.220	50,000,000.00	49,688,250.00	49,434,500.00	49,672,000.00
1308913290	313384J42	FEDERAL HOME LOAN BANKS	10/04/2024	5.239	50,000,000.00	49,534,311.11	49,337,848.61	49,530,500.00
1296179570	313384G45	FEDERAL HOME LOAN BANKS	09/18/2024	5.248	50,000,000.00	49,650,133.33	49,344,000.00	49,636,000.00
1319827951	313384L23	FEDERAL HOME LOAN BANKS	10/18/2024	5.194	50,000,000.00	49,437,316.67	49,343,536.11	49,432,000.00
1322061999	313384H85	FEDERAL HOME LOAN BANKS	09/30/2024	5.195	35,388,000.00	35,081,598.90	35,035,638.74	35,074,603.87
1308913288	313384G45	FEDERAL HOME LOAN BANKS	09/18/2024	5.215	50,000,000.00	49,652,333.33	49,442,284.72	49,636,000.00
1274218423	313384C80	FEDERAL HOME LOAN BANKS	08/21/2024	5.243	50,000,000.00	49,854,361.11	49,337,343.06	49,846,300.00
1310729160	313384G60	FEDERAL HOME LOAN BANKS	09/20/2024	5.215	31,555,000.00	31,326,445.39	31,216,739.17	31,320,735.68
1320364349	313384K73	FEDERAL HOME LOAN BANKS	10/15/2024	5.180	19,618,000.00	19,406,289.08	19,369,592.52	19,403,261.37
1319827947	313384L23	FEDERAL HOME LOAN BANKS	10/18/2024	5.194	50,000,000.00	49,437,316.67	49,343,536.11	49,432,000.00
1318202538	313384E70	FEDERAL HOME LOAN BANKS	09/05/2024	5.245	50,000,000.00	49,745,034.72	49,628,479.17	49,737,000.00
1296179574	313384D97	FEDERAL HOME LOAN BANKS	08/30/2024	5.230	19,188,000.00	19,107,159.89	18,984,505.93	19,101,078.36
1299109993	313384D97	FEDERAL HOME LOAN BANKS	08/30/2024	5.230	50,000,000.00	49,789,347.22	49,513,319.44	49,773,500.00
1275635411	313384D22	FEDERAL HOME LOAN BANKS	08/23/2024	5.259	50,000,000.00	49,839,308.33	49,335,320.83	49,831,700.00
1325384019	313384C80	FEDERAL HOME LOAN BANKS	08/21/2024	5.250	50,000,000.00	49,854,166.67	49,810,416.67	49,846,300.00
1302542945	313384D22	FEDERAL HOME LOAN BANKS	08/23/2024	5.257	50,000,000.00	49,839,369.44	49,591,122.22	49,831,700.00
1264751994	313384A82	FEDERAL HOME LOAN BANKS	08/05/2024	5.245	50,000,000.00	49,970,861.11	49,344,375.00	49,956,000.00
1274218432	313384G45	FEDERAL HOME LOAN BANKS	09/18/2024	5.237	50,000,000.00	49,650,866.67	49,134,440.28	49,636,000.00

LOS ANGELES COUNTY TREASURER
 TREASURER PORTFOLIO COMPARED TO MARKET VALUE
 FOR THE PERIOD: JULY 1, 2024 TO JULY 31, 2024
 FUND: POOLED SURPLUS INVESTMENTS
 ATTACHMENT X

Security ID	CUSIP	Description	Final Maturity	Face Rate	PAR	Amortized Cost	Historical Cost	Market Value
1307732213	313384G29	FEDERAL HOME LOAN BANKS	09/16/2024	5.215	50,000,000.00	49,666,819.45	49,449,527.78	49,657,500.00
1299996658	313384F53	FEDERAL HOME LOAN BANKS	09/11/2024	5.220	50,000,000.00	49,702,750.00	49,434,500.00	49,687,000.00
1313231498	313384K32	FEDERAL HOME LOAN BANKS	10/11/2024	5.213	50,000,000.00	49,485,940.28	49,341,134.72	49,481,000.00
1299109997	313384D97	FEDERAL HOME LOAN BANKS	08/30/2024	5.230	50,000,000.00	49,789,347.22	49,513,319.44	49,773,500.00
1256327595	313384B24	FEDERAL HOME LOAN BANKS	08/07/2024	5.210	50,000,000.00	49,956,583.33	49,247,444.44	49,941,500.00
1325384030	313384C80	FEDERAL HOME LOAN BANKS	08/21/2024	5.250	50,000,000.00	49,854,166.67	49,810,416.67	49,846,300.00
1302542928	313384C80	FEDERAL HOME LOAN BANKS	08/21/2024	5.235	50,000,000.00	49,854,583.33	49,600,104.17	49,846,300.00
1291933360	313384E62	FEDERAL HOME LOAN BANKS	09/04/2024	5.225	50,000,000.00	49,753,263.89	49,397,673.61	49,744,200.00
1307732217	313384G29	FEDERAL HOME LOAN BANKS	09/16/2024	5.215	28,043,000.00	27,856,132.35	27,734,262.15	27,850,905.45
1268318788	313384B99	FEDERAL HOME LOAN BANKS	08/14/2024	5.240	50,000,000.00	49,905,388.89	49,337,722.22	47,921,250.00
1308913279	313384J42	FEDERAL HOME LOAN BANKS	10/04/2024	5.239	50,000,000.00	49,534,311.11	49,337,848.61	49,530,500.00
1314590395	313384G94	FEDERAL HOME LOAN BANKS	09/23/2024	5.210	41,655,000.00	41,335,494.58	41,214,926.50	41,327,799.98
1321136055	313384H85	FEDERAL HOME LOAN BANKS	09/30/2024	5.195	14,344,000.00	14,219,804.87	14,199,105.68	14,216,969.54
1291933362	313384F79	FEDERAL HOME LOAN BANKS	09/13/2024	5.245	50,000,000.00	49,686,756.95	49,337,090.28	49,672,000.00
1319036786	313384G60	FEDERAL HOME LOAN BANKS	09/20/2024	5.230	50,000,000.00	49,636,805.55	49,527,847.22	49,628,800.00
1298306484	313384H36	FEDERAL HOME LOAN BANKS	09/25/2024	5.210	50,000,000.00	49,602,013.89	49,305,333.33	49,585,000.00
1297278194	313384G60	FEDERAL HOME LOAN BANKS	09/20/2024	5.238	50,000,000.00	49,636,250.00	49,337,975.00	49,628,800.00
1287577212	313384E88	FEDERAL HOME LOAN BANKS	09/06/2024	5.250	50,000,000.00	49,737,500.00	49,336,458.33	49,729,700.00
1322729657	313384G94	FEDERAL HOME LOAN BANKS	09/23/2024	5.230	24,571,000.00	24,381,810.12	24,353,253.16	24,377,994.80
1261268727	313384A58	FEDERAL HOME LOAN BANKS	08/02/2024	5.220	50,000,000.00	49,992,750.00	49,325,750.00	49,978,000.00
1296179573	313384C31	FEDERAL HOME LOAN BANKS	08/16/2024	5.240	50,000,000.00	49,890,833.33	49,570,611.11	49,876,000.00
1271423851	313384A82	FEDERAL HOME LOAN BANKS	08/05/2024	5.230	43,066,000.00	43,040,973.87	42,559,220.85	43,028,101.92
1266247747	313384B40	FEDERAL HOME LOAN BANKS	08/09/2024	5.245	50,000,000.00	49,941,722.22	49,337,090.28	49,934,400.00
1271423853	313384C31	FEDERAL HOME LOAN BANKS	08/16/2024	5.248	50,000,000.00	49,890,666.67	49,336,711.11	49,876,000.00
1321136052	313384H85	FEDERAL HOME LOAN BANKS	09/30/2024	5.195	50,000,000.00	49,567,083.34	49,494,930.56	49,557,200.00
1312493299	313384G29	FEDERAL HOME LOAN BANKS	09/16/2024	5.225	21,567,000.00	21,423,010.32	21,354,145.69	21,419,266.05
1322062000	313384G45	FEDERAL HOME LOAN BANKS	09/18/2024	5.258	50,000,000.00	49,649,466.66	49,591,044.44	49,636,000.00
1286024279	313384E62	FEDERAL HOME LOAN BANKS	09/04/2024	5.253	50,000,000.00	49,751,941.67	49,336,079.17	49,744,200.00
1296179575	313384G45	FEDERAL HOME LOAN BANKS	09/18/2024	5.248	50,000,000.00	49,650,133.33	49,344,000.00	49,636,000.00
1323516970	313384L98	FEDERAL HOME LOAN BANKS	10/25/2024	5.165	50,000,000.00	49,390,243.06	49,347,201.39	49,383,900.00
1279964963	313384D97	FEDERAL HOME LOAN BANKS	08/30/2024	5.259	50,000,000.00	49,788,179.17	49,335,320.83	49,773,500.00
1302542919	313384C80	FEDERAL HOME LOAN BANKS	08/21/2024	5.235	50,000,000.00	49,854,583.33	49,600,104.17	49,846,300.00
1319827948	313384H85	FEDERAL HOME LOAN BANKS	09/30/2024	5.190	39,627,000.00	39,284,226.45	39,204,245.96	39,276,063.29
1302542931	313384F79	FEDERAL HOME LOAN BANKS	09/13/2024	5.220	50,000,000.00	49,688,250.00	49,434,500.00	49,672,000.00
1299109985	313384B24	FEDERAL HOME LOAN BANKS	08/07/2024	5.230	31,496,000.00	31,468,545.99	31,294,670.57	31,459,149.68
1323516974	313384L98	FEDERAL HOME LOAN BANKS	10/25/2024	5.165	50,000,000.00	49,390,243.06	49,347,201.39	49,383,900.00
1301814299	313384D97	FEDERAL HOME LOAN BANKS	08/30/2024	5.230	50,000,000.00	49,789,347.22	49,527,847.22	49,773,500.00
1298306485	313384H36	FEDERAL HOME LOAN BANKS	09/25/2024	5.210	5,931,000.00	5,883,790.89	5,848,598.64	5,881,772.70
1311532408	313384B73	FEDERAL HOME LOAN BANKS	08/12/2024	5.255	50,000,000.00	49,919,715.28	49,751,847.22	49,912,500.00
1307741458	313384J26	FEDERAL HOME LOAN BANKS	10/02/2024	5.244	50,000,000.00	49,548,433.34	49,337,216.67	49,543,200.00
1252504695	313384C31	FEDERAL HOME LOAN BANKS	08/16/2024	5.243	50,000,000.00	49,890,770.83	49,133,448.61	49,876,000.00
1301814284	313384F79	FEDERAL HOME LOAN BANKS	09/13/2024	5.220	50,000,000.00	49,688,250.00	49,427,250.00	49,672,000.00
1262721069	313384A58	FEDERAL HOME LOAN BANKS	08/02/2024	5.250	50,000,000.00	49,992,708.33	49,336,458.33	49,978,000.00
1296125445	313384E88	FEDERAL HOME LOAN BANKS	09/06/2024	5.230	29,280,000.00	29,126,865.60	28,935,447.60	29,121,712.32
1301814297	313384F79	FEDERAL HOME LOAN BANKS	09/13/2024	5.220	50,000,000.00	49,688,250.00	49,427,250.00	49,672,000.00
1290530699	313384C80	FEDERAL HOME LOAN BANKS	08/21/2024	5.240	39,428,000.00	39,313,220.71	39,020,533.52	39,306,798.33
1305758688	313384F38	FEDERAL HOME LOAN BANKS	09/09/2024	5.210	50,000,000.00	49,717,791.67	49,493,472.22	49,708,050.00
1308913282	313384J42	FEDERAL HOME LOAN BANKS	10/04/2024	5.239	50,000,000.00	49,534,311.11	49,337,848.61	49,530,500.00
1279964960	313384D97	FEDERAL HOME LOAN BANKS	08/30/2024	5.259	50,000,000.00	49,788,179.17	49,335,320.83	49,773,500.00
1315899658	313384H85	FEDERAL HOME LOAN BANKS	09/30/2024	5.180	29,123,000.00	28,871,571.43	28,800,333.34	28,865,086.71
1303524910	313384B81	FEDERAL HOME LOAN BANKS	08/13/2024	5.240	39,010,000.00	38,941,862.53	38,748,806.38	38,936,037.04
1302542942	313384D22	FEDERAL HOME LOAN BANKS	08/23/2024	5.257	50,000,000.00	49,839,369.44	49,591,122.22	49,831,700.00
1297278198	313384G60	FEDERAL HOME LOAN BANKS	09/20/2024	5.238	50,000,000.00	49,636,250.00	49,337,975.00	49,628,800.00
1274218431	313384C80	FEDERAL HOME LOAN BANKS	08/21/2024	5.243	50,000,000.00	49,854,361.11	49,337,343.06	49,846,300.00
1291933361	313384F79	FEDERAL HOME LOAN BANKS	09/13/2024	5.245	50,000,000.00	49,686,756.95	49,337,090.28	49,672,000.00
1323516963	313384G60	FEDERAL HOME LOAN BANKS	09/20/2024	5.260	50,000,000.00	49,634,722.22	49,590,888.89	49,628,800.00
1323516965	313384L98	FEDERAL HOME LOAN BANKS	10/25/2024	5.165	50,000,000.00	49,390,243.06	49,347,201.39	49,383,900.00
1308913278	313384G45	FEDERAL HOME LOAN BANKS	09/18/2024	5.215	6,967,000.00	6,918,556.12	6,889,287.95	6,916,280.24
1268318789	313384B99	FEDERAL HOME LOAN BANKS	08/14/2024	5.240	50,000,000.00	49,905,388.89	49,337,722.22	47,921,250.00
1261268726	313384A58	FEDERAL HOME LOAN BANKS	08/02/2024	5.220	37,108,000.00	37,102,619.34	36,607,598.62	37,091,672.48
1327267070	313384D22	FEDERAL HOME LOAN BANKS	08/23/2024	5.250	50,000,000.00	49,839,583.33	49,825,000.00	49,831,700.00
1322729658	313396H89	FEDERAL HOME LOAN MORTGAGE CORP	09/30/2024	5.195	50,000,000.00	49,567,083.33	49,509,361.11	49,557,200.00
1328079270	313396J20	FEDERAL HOME LOAN MORTGAGE CORP	10/02/2024	5.190	50,000,000.00	49,553,083.33	49,545,875.00	50,000,000.00
1328079269	313396J20	FEDERAL HOME LOAN MORTGAGE CORP	10/02/2024	5.190	22,899,000.00	22,694,321.10	22,691,019.83	22,899,000.00
1326308857	313588C60	FEDERAL NATIONAL MORTGAGE ASSOCIATION	08/19/2024	5.240	50,000,000.00	49,869,000.00	49,847,166.67	49,854,000.00

LOS ANGELES COUNTY TREASURER
TREASURER PORTFOLIO COMPARED TO MARKET VALUE
FOR THE PERIOD: JULY 1, 2024 TO JULY 31, 2024
FUND: POOLED SURPLUS INVESTMENTS
ATTACHMENT X

Security ID	CUSIP	Description	Final Maturity	Face Rate	PAR	Amortized Cost	Historical Cost	Market Value	
1320364351	313588H81	FEDERAL NATIONAL MORTGAGE ASSOCIATION	09/30/2024	5.190	50,000,000.00	49,567,500.00	49,473,791.67	49,557,200.00	
1320364346	313588H81	FEDERAL NATIONAL MORTGAGE ASSOCIATION	09/30/2024	5.190	50,000,000.00	49,567,500.00	49,473,791.67	49,557,200.00	
1298306480	313588E50	FEDERAL NATIONAL MORTGAGE ASSOCIATION	09/03/2024	5.210	50,000,000.00	49,761,208.33	49,464,527.78	49,745,000.00	
1325384020	313588J22	FEDERAL NATIONAL MORTGAGE ASSOCIATION	10/02/2024	5.170	50,000,000.00	49,554,805.55	49,511,722.22	49,543,200.00	
1325384029	313588J22	FEDERAL NATIONAL MORTGAGE ASSOCIATION	10/02/2024	5.170	50,000,000.00	49,554,805.55	49,511,722.22	49,543,200.00	
AGENCIES TOTAL						28,562,134,444.44	28,528,415,738.43	28,495,522,604.54	26,681,089,498.84
1247864300	05252WVV2	AUSTRALIA AND NEW ZEALAND BANKING GROUP I	10/11/2024	5.280	50,000,000.00	50,000,000.00	50,000,000.00	50,000,000.00	
1232433698	05252WVM2	AUSTRALIA AND NEW ZEALAND BANKING GROUP I	09/10/2024	5.280	50,000,000.00	50,000,000.00	50,000,000.00	50,000,000.00	
1232433696	05252WVM2	AUSTRALIA AND NEW ZEALAND BANKING GROUP I	09/10/2024	5.280	50,000,000.00	50,000,000.00	50,000,000.00	50,000,000.00	
1325395454	05252WVZ3	AUSTRALIA AND NEW ZEALAND BANKING GROUP I	10/28/2024	5.250	50,000,000.00	50,000,000.00	50,000,000.00	50,000,000.00	
1325395452	05252WVZ3	AUSTRALIA AND NEW ZEALAND BANKING GROUP I	10/28/2024	5.250	50,000,000.00	50,000,000.00	50,000,000.00	50,000,000.00	
1201525389	06367DGR0	BANK OF MONTREAL - CHICAGO BRANCH	08/12/2024	5.340	50,000,000.00	50,000,000.00	50,000,000.00	49,998,000.00	
1251220777	06418NBA9	BANK OF NOVA SCOTIA, HOUSTON BRANCH	01/17/2025	5.450	50,000,000.00	50,000,000.00	50,000,000.00	50,019,000.00	
1230566757	06417M7K5	BANK OF NOVA SCOTIA, HOUSTON BRANCH	12/20/2024	5.370	50,000,000.00	50,000,000.00	50,000,000.00	49,984,500.00	
1299109991	05593D7D9	BNP PARIBAS NEW YORK BRANCH	09/20/2024	5.410	50,000,000.00	50,000,000.00	50,000,000.00	50,000,000.00	
1245941139	05593D5X7	BNP PARIBAS NEW YORK BRANCH	10/04/2024	5.410	50,000,000.00	50,000,000.00	50,000,000.00	50,000,000.00	
1243484823	13606KZ58	CANADIAN IMPERIAL BANK OF COMMERCE (NEW Y	10/01/2024	5.410	50,000,000.00	50,000,000.00	50,000,000.00	49,995,000.00	
1243484825	13606KZ58	CANADIAN IMPERIAL BANK OF COMMERCE (NEW Y	10/01/2024	5.410	50,000,000.00	50,000,000.00	50,000,000.00	49,995,000.00	
1286832203	13606K4A1	CANADIAN IMPERIAL BANK OF COMMERCE (NEW Y	09/05/2024	5.440	50,000,000.00	50,000,000.00	50,000,000.00	50,000,000.00	
1299109988	22536HFW4	CREDIT AGRICOLE CORPORATE AND INVESTMENT	09/20/2024	5.390	50,000,000.00	50,000,000.00	50,000,000.00	49,997,901.00	
1323516964	22536HLQ0	CREDIT AGRICOLE CORPORATE AND INVESTMENT	09/30/2024	5.330	50,000,000.00	50,000,000.00	50,000,000.00	49,999,602.50	
1279253262	22536HCF4	CREDIT AGRICOLE CORPORATE AND INVESTMENT	08/30/2024	5.380	50,000,000.00	50,000,000.00	50,000,000.00	50,000,000.00	
1315899649	23345HEK0	DNB BANK ASA - NEW YORK BRANCH	10/11/2024	5.340	50,000,000.00	50,000,000.00	50,000,000.00	50,000,000.00	
1273253733	23345HDB1	DNB BANK ASA - NEW YORK BRANCH	08/19/2024	5.340	50,000,000.00	50,000,000.00	50,000,000.00	50,000,000.00	
1322729659	23345HET1	DNB BANK ASA - NEW YORK BRANCH	09/30/2024	5.340	50,000,000.00	50,000,000.00	50,000,000.00	50,000,000.00	
1294109457	23345HDS4	DNB BANK ASA - NEW YORK BRANCH	09/20/2024	5.380	50,000,000.00	50,000,000.00	50,000,000.00	50,000,000.00	
1307741454	23345HEE4	DNB BANK ASA - NEW YORK BRANCH	10/04/2024	5.360	50,000,000.00	50,000,000.00	50,000,000.00	50,000,000.00	
1264751991	65558WAR9	NORDEA ABP - NEW YORK BRANCH	09/03/2024	5.400	50,000,000.00	50,000,000.00	50,000,000.00	50,000,000.00	
1291193926	65558WBM9	NORDEA ABP - NEW YORK BRANCH	10/11/2024	5.380	50,000,000.00	50,000,000.00	50,000,000.00	49,990,750.00	
1301814278	65558WBT4	NORDEA ABP - NEW YORK BRANCH	10/30/2024	5.390	50,000,000.00	50,000,000.00	50,000,000.00	50,000,000.00	
1279972201	65558WBC1	NORDEA ABP - NEW YORK BRANCH	09/30/2024	5.420	50,000,000.00	50,000,000.00	50,000,000.00	50,003,500.00	
1315899652	65558WCK2	NORDEA ABP - NEW YORK BRANCH	11/05/2024	5.340	50,000,000.00	50,000,000.00	50,000,000.00	50,000,000.00	
1286832204	65558WBH0	NORDEA ABP - NEW YORK BRANCH	10/04/2024	5.420	50,000,000.00	50,000,000.00	50,000,000.00	50,000,000.00	
1315899656	65558WCK2	NORDEA ABP - NEW YORK BRANCH	11/05/2024	5.340	50,000,000.00	50,000,000.00	50,000,000.00	50,000,000.00	
1327267064	78015JU39	ROYAL BANK OF CANADA NEW YORK BRANCH	04/30/2025	5.120	50,000,000.00	50,000,000.00	50,000,000.00	50,000,000.00	
1235387984	78015JLB1	ROYAL BANK OF CANADA NEW YORK BRANCH	09/23/2024	5.380	50,000,000.00	50,000,000.00	50,000,000.00	49,992,000.00	
1313237112	78015JSK4	ROYAL BANK OF CANADA NEW YORK BRANCH	04/17/2025	5.250	50,000,000.00	50,000,000.00	50,000,000.00	50,000,000.00	
1235387985	78015JLB1	ROYAL BANK OF CANADA NEW YORK BRANCH	09/23/2024	5.380	50,000,000.00	50,000,000.00	50,000,000.00	49,992,000.00	
1322062001	86959TFY7	SVENSKA HANDELS AB PUBL - NEW YORK BRANCI	10/23/2024	5.380	50,000,000.00	50,000,000.00	50,000,000.00	50,009,500.00	
1264751989	86959TEA0	SVENSKA HANDELS AB PUBL - NEW YORK BRANCI	08/05/2024	5.390	50,000,000.00	50,000,000.00	50,000,000.00	50,000,000.00	
1301820051	86959TFE1	SVENSKA HANDELS AB PUBL - NEW YORK BRANCI	09/30/2024	5.410	50,000,000.00	50,000,000.00	50,000,000.00	49,999,500.00	
1298306486	86959TFA9	SVENSKA HANDELS AB PUBL - NEW YORK BRANCI	09/23/2024	5.410	50,000,000.00	50,000,000.00	50,000,000.00	50,004,500.00	
1327267065	86959TGE0	SVENSKA HANDELS AB PUBL - NEW YORK BRANCI	10/30/2024	5.270	50,000,000.00	50,000,000.00	50,000,000.00	50,000,000.00	
1277326648	86959TEK8	SVENSKA HANDELS AB PUBL - NEW YORK BRANCI	08/30/2024	5.400	50,000,000.00	50,000,000.00	50,000,000.00	49,995,600.00	
1280979198	89115DV29	TORONTO-DOMINION BANK - NEW YORK BRANCH	08/30/2024	5.410	50,000,000.00	50,000,000.00	50,000,000.00	50,000,000.00	
1290530702	89115DWW1	TORONTO-DOMINION BANK - NEW YORK BRANCH	09/13/2024	5.450	50,000,000.00	50,000,000.00	50,000,000.00	50,000,000.00	
1302557813	89115DXW1	TORONTO-DOMINION BANK - NEW YORK BRANCH	09/24/2024	5.450	50,000,000.00	50,000,000.00	50,000,000.00	50,000,350.00	
1313237111	89115DZW9	TORONTO-DOMINION BANK - NEW YORK BRANCH	10/07/2024	5.400	50,000,000.00	50,000,000.00	50,000,000.00	50,000,000.00	
1127459667	95001KQT4	WELLS FARGO BANK, NATIONAL ASSOCIATION	10/28/2024	5.870	50,000,000.00	50,000,000.00	50,000,000.00	50,041,000.00	
1127459668	95001KQT4	WELLS FARGO BANK, NATIONAL ASSOCIATION	10/28/2024	5.870	50,000,000.00	50,000,000.00	50,000,000.00	50,041,000.00	
CD TOTAL						2,200,000,000.00	2,200,000,000.00	2,200,000,000.00	2,200,058,703.50
1266822542	04821TH24	ATLANTIC ASSET SECURITIZATION CORP.	08/02/2024	5.350	50,000,000.00	49,992,569.44	49,398,125.00	49,977,750.00	
1325384022	04821TK20	ATLANTIC ASSET SECURITIZATION CORP.	10/02/2024	5.320	25,000,000.00	24,770,944.45	24,748,777.78	24,760,075.00	
1326328277	04821THV0	ATLANTIC ASSET SECURITIZATION CORP.	08/29/2024	5.330	50,000,000.00	49,792,722.22	49,770,513.89	49,776,450.00	
1315987773	04821TJD8	ATLANTIC ASSET SECURITIZATION CORP.	09/13/2024	5.330	40,000,000.00	39,745,344.45	39,644,666.67	39,729,520.00	
1286024282	04821THW8	ATLANTIC ASSET SECURITIZATION CORP.	08/30/2024	5.360	50,000,000.00	49,784,111.11	49,352,333.33	49,768,900.00	
1244240721	04821TH81	ATLANTIC ASSET SECURITIZATION CORP.	08/08/2024	5.340	5,000,000.00	4,994,808.33	4,907,291.67	4,993,320.00	
1323516966	04821TJL0	ATLANTIC ASSET SECURITIZATION CORP.	09/20/2024	5.340	50,000,000.00	49,629,166.67	49,577,250.00	49,609,450.00	
1318202535	04821TKA2	ATLANTIC ASSET SECURITIZATION CORP.	10/10/2024	5.330	23,900,000.00	23,652,303.05	23,595,686.61	23,642,358.00	
1244240730	04821TH81	ATLANTIC ASSET SECURITIZATION CORP.	08/08/2024	5.340	50,000,000.00	49,948,083.33	49,072,916.67	49,933,200.00	
1326328275	04821THV0	ATLANTIC ASSET SECURITIZATION CORP.	08/29/2024	5.330	50,000,000.00	49,792,722.22	49,770,513.89	49,776,450.00	
1319055394	04821TJQ9	ATLANTIC ASSET SECURITIZATION CORP.	09/24/2024	5.300	30,000,000.00	29,761,500.00	29,699,666.67	29,747,460.00	
1276324253	04821THE8	ATLANTIC ASSET SECURITIZATION CORP.	08/14/2024	5.360	30,000,000.00	29,941,933.33	29,633,733.33	29,933,190.00	

LOS ANGELES COUNTY TREASURER
 TREASURER PORTFOLIO COMPARED TO MARKET VALUE
 FOR THE PERIOD: JULY 1, 2024 TO JULY 31, 2024
 FUND: POOLED SURPLUS INVESTMENTS
 ATTACHMENT X

Security ID	CUSIP	Description	Final Maturity	Face Rate	PAR	Amortized Cost	Historical Cost	Market Value
1315987774	04821TJD8	ATLANTIC ASSET SECURITIZATION CORP.	09/13/2024	5.330	50,000,000.00	49,681,680.55	49,555,833.33	49,661,900.00
1322061995	04821TKM6	ATLANTIC ASSET SECURITIZATION CORP.	10/21/2024	5.330	40,000,000.00	39,520,300.00	39,467,000.00	39,505,080.00
1322729660	04821TKM6	ATLANTIC ASSET SECURITIZATION CORP.	10/21/2024	5.310	45,000,000.00	44,462,362.50	44,415,900.00	44,443,215.00
1272397594	04821THE8	ATLANTIC ASSET SECURITIZATION CORP.	08/14/2024	5.350	50,000,000.00	49,903,402.78	49,338,680.56	49,888,650.00
1287581837	04821TJ48	ATLANTIC ASSET SECURITIZATION CORP.	09/04/2024	5.350	50,000,000.00	49,747,361.11	49,331,250.00	49,730,850.00
1320397196	0527MOHNO	AUTOBAHN FUNDING COMPANY LLC	08/22/2024	5.340	50,000,000.00	49,844,250.00	49,747,833.33	49,828,900.00
1302557810	0527MOHS9	AUTOBAHN FUNDING COMPANY LLC	08/26/2024	5.370	50,000,000.00	49,813,541.67	49,552,500.00	49,798,950.00
1321136049	0527MOJW8	AUTOBAHN FUNDING COMPANY LLC	09/30/2024	5.370	50,000,000.00	49,552,500.00	49,477,916.67	49,539,050.00
1327267069	0527MOHW0	AUTOBAHN FUNDING COMPANY LLC	08/30/2024	5.340	40,000,000.00	39,827,933.34	39,816,066.67	39,815,200.00
1298312078	0527MOHT7	AUTOBAHN FUNDING COMPANY LLC	08/27/2024	5.380	50,000,000.00	49,805,722.22	49,499,361.11	49,791,450.00
1303524915	0527MOHW0	AUTOBAHN FUNDING COMPANY LLC	08/30/2024	5.370	50,000,000.00	49,783,708.33	49,530,125.00	49,769,000.00
1328079263	0527MOJ65	AUTOBAHN FUNDING COMPANY LLC	09/06/2024	5.350	50,000,000.00	49,732,500.00	49,725,069.44	50,000,000.00
1299996659	0527MOH26	AUTOBAHN FUNDING COMPANY LLC	08/02/2024	5.360	50,000,000.00	49,992,555.56	49,717,111.11	49,977,800.00
1236937625	1247P2H23	CAFCO LLC	08/02/2024	5.310	50,000,000.00	49,992,625.00	49,063,375.00	49,977,750.00
1314590398	1247P2L44	CAFCO LLC	11/04/2024	5.320	50,000,000.00	49,298,058.56	49,150,277.78	49,285,850.00
1319055397	1247P2KF0	CAFCO LLC	10/15/2024	5.290	25,000,000.00	24,724,479.17	24,669,375.00	24,715,100.00
1328079262	1247P2KA1	CAFCO LLC	10/10/2024	5.270	50,000,000.00	49,487,638.88	49,480,319.44	50,000,000.00
1257862188	1247P2JB1	CAFCO LLC	09/11/2024	5.360	50,000,000.00	49,694,777.78	48,972,666.67	49,679,550.00
1244240723	1247P2HG2	CAFCO LLC	08/16/2024	5.330	25,000,000.00	24,944,479.17	24,507,715.28	24,936,800.00
1256327597	1247P2J96	CAFCO LLC	09/09/2024	5.360	50,000,000.00	49,709,666.67	48,980,111.11	49,694,400.00
1315899650	1247P2KB9	CAFCO LLC	10/11/2024	5.290	50,000,000.00	49,478,347.22	49,353,444.44	49,459,400.00
1252506139	1247P2J54	CAFCO LLC	09/05/2024	5.350	50,000,000.00	49,739,930.56	48,959,722.22	49,724,150.00
1319055396	1247P2KF0	CAFCO LLC	10/15/2024	5.290	50,000,000.00	49,448,958.33	49,338,750.00	49,430,200.00
1256327602	1247P2JD7	CAFCO LLC	09/13/2024	5.360	25,000,000.00	24,839,944.45	24,475,166.67	24,832,350.00
1256327604	1247P2J62	CAFCO LLC	09/06/2024	5.350	25,000,000.00	24,866,250.00	24,502,152.78	24,858,350.00
1290530701	1247P2M50	CAFCO LLC	12/05/2024	5.350	25,000,000.00	24,531,875.00	24,342,395.83	24,535,425.00
1244240728	1247P2HG2	CAFCO LLC	08/16/2024	5.330	50,000,000.00	49,888,958.33	49,015,430.56	49,873,600.00
1236937632	1247P2H23	CAFCO LLC	08/02/2024	5.310	50,000,000.00	49,992,625.00	49,063,375.00	49,977,750.00
1299109989	1247P2MD3	CAFCO LLC	12/13/2024	5.330	50,000,000.00	49,008,027.78	48,734,125.00	49,015,400.00
1299996668	1247P2ML5	CAFCO LLC	12/20/2024	5.330	50,000,000.00	48,956,208.34	48,682,305.56	48,968,950.00
1286827024	13608AJ56	CANADIAN IMPERIAL BANK OF COMMERCE	09/05/2024	5.360	50,000,000.00	49,739,444.44	49,315,111.11	49,727,150.00
1287581835	13608AJ64	CANADIAN IMPERIAL BANK OF COMMERCE	09/06/2024	5.340	50,000,000.00	49,733,000.00	49,317,666.67	49,719,800.00
1273238425	13738JH78	CANCARA ASSET SECURITISATION LIMITED	08/07/2024	5.360	50,000,000.00	49,955,333.33	49,411,888.89	49,940,500.00
1283320516	13738JHS2	CANCARA ASSET SECURITISATION LIMITED	08/26/2024	5.350	50,000,000.00	49,814,236.11	49,383,263.89	49,798,700.00
1291193930	13738JJD3	CANCARA ASSET SECURITISATION LIMITED	09/13/2024	5.350	50,000,000.00	49,680,486.11	49,323,819.44	49,665,000.00
1288563693	13738JHW3	CANCARA ASSET SECURITISATION LIMITED	08/30/2024	5.350	50,000,000.00	49,784,513.89	49,375,833.33	49,769,000.00
1288563691	13738JHW3	CANCARA ASSET SECURITISATION LIMITED	08/30/2024	5.350	5,000,000.00	4,978,451.39	4,937,583.33	4,976,900.00
1302557812	13738JH68	CANCARA ASSET SECURITISATION LIMITED	09/06/2024	5.350	50,000,000.00	49,732,500.00	49,479,861.11	49,717,000.00
1273238420	13738JH78	CANCARA ASSET SECURITISATION LIMITED	08/07/2024	5.360	12,000,000.00	11,989,280.00	11,858,853.33	11,985,720.00
1292837960	13738JHE3	CANCARA ASSET SECURITISATION LIMITED	08/14/2024	5.360	36,509,000.00	36,438,334.80	36,177,417.15	36,427,402.39
1279253260	13738JHG8	CANCARA ASSET SECURITISATION LIMITED	08/16/2024	5.350	50,000,000.00	49,888,541.67	49,427,847.22	49,873,250.00
1279253258	13738JHD5	CANCARA ASSET SECURITISATION LIMITED	08/13/2024	5.350	50,000,000.00	49,910,833.33	49,442,708.33	49,895,700.00
1286827023	13738JHP8	CANCARA ASSET SECURITISATION LLC	08/23/2024	5.350	50,000,000.00	49,836,527.78	49,412,986.11	49,821,000.00
1299109990	13738JJ43	CANCARA ASSET SECURITISATION LIMITED	09/04/2024	5.350	50,000,000.00	49,747,361.11	49,465,000.00	49,731,850.00
1326328273	13738JKX7	CANCARA ASSET SECURITISATION LIMITED	10/31/2024	5.280	50,000,000.00	49,332,666.66	49,325,333.33	49,312,950.00
1307741452	13738JJP6	CANCARA ASSET SECURITISATION LIMITED	09/23/2024	5.350	50,000,000.00	49,606,180.55	49,390,694.44	49,590,800.00
1286827021	13738JHP8	CANCARA ASSET SECURITISATION LLC	08/23/2024	5.350	5,000,000.00	4,983,652.78	4,941,298.61	4,982,100.00
1292837963	13738JHE3	CANCARA ASSET SECURITISATION LIMITED	08/14/2024	5.360	50,000,000.00	49,903,222.22	49,545,888.89	49,888,250.00
1291193927	13738JJ92	CANCARA ASSET SECURITISATION LIMITED	09/09/2024	5.350	50,000,000.00	49,710,208.33	49,353,541.67	49,694,700.00
1275657027	13738JH94	CANCARA ASSET SECURITISATION LIMITED	08/09/2024	5.360	50,000,000.00	49,940,444.44	49,426,777.78	49,925,550.00
1276324255	13738JHF0	CANCARA ASSET SECURITISATION LIMITED	08/15/2024	5.350	50,000,000.00	49,895,972.22	49,420,416.67	49,880,650.00
1276324257	13738JHF0	CANCARA ASSET SECURITISATION LIMITED	08/15/2024	5.350	50,000,000.00	49,895,972.22	49,420,416.67	49,880,650.00
1283320518	13738JHS2	CANCARA ASSET SECURITISATION LIMITED	08/26/2024	5.350	50,000,000.00	49,814,236.11	49,383,263.89	49,798,700.00
1291933359	15963TH10	CHARIOT FUNDING LLC	08/01/2024	5.360	50,000,000.00	50,000,000.00	49,635,222.22	49,985,200.00
1321136047	15963TK40	CHARIOT FUNDING LLC	10/04/2024	5.350	50,000,000.00	49,524,444.45	49,450,138.89	49,507,500.00
1309807697	15963TJL4	CHARIOT FUNDING LLC	09/20/2024	5.360	50,000,000.00	49,627,777.78	49,426,777.78	49,612,050.00
1265568021	15963TH51	CHARIOT FUNDING LLC	08/05/2024	5.380	50,000,000.00	49,970,111.11	49,334,972.22	49,955,550.00
1276324256	15963TH93	CHARIOT FUNDING LLC	08/09/2024	5.350	50,000,000.00	49,940,555.56	49,427,847.22	49,925,800.00
1292837965	15963THW2	CHARIOT FUNDING LLC	08/30/2024	5.360	50,000,000.00	49,784,111.11	49,426,777.78	49,768,800.00
1319829983	15963TKG3	CHARIOT FUNDING LLC	10/16/2024	5.350	50,000,000.00	49,435,277.78	49,331,250.00	49,420,500.00
1321136046	15963TK40	CHARIOT FUNDING LLC	10/04/2024	5.350	50,000,000.00	49,524,444.45	49,450,138.89	49,507,500.00
1291933369	15963THW2	CHARIOT FUNDING LLC	08/30/2024	5.360	50,000,000.00	49,784,111.11	49,449,111.11	49,768,800.00
1265568020	15963TH51	CHARIOT FUNDING LLC	08/05/2024	5.380	50,000,000.00	49,970,111.11	49,334,972.22	49,955,550.00
1294109454	17177LMD3	CIESCO, LLC	12/13/2024	5.330	50,000,000.00	49,008,027.78	48,674,902.78	49,011,550.00
1274218427	17177LL85	CIESCO, LLC	11/08/2024	5.360	25,000,000.00	24,631,500.00	24,363,500.00	24,628,050.00

**LOS ANGELES COUNTY TREASURER
 TREASURER PORTFOLIO COMPARED TO MARKET VALUE
 FOR THE PERIOD: JULY 1, 2024 TO JULY 31, 2024
 FUND: POOLED SURPLUS INVESTMENTS
 ATTACHMENT X**

Security ID	CUSIP	Description	Final Maturity	Face Rate	PAR	Amortized Cost	Historical Cost	Market Value
1318202534	17177LKJ2	CIESCO, LLC	10/18/2024	5.290	50,000,000.00	49,426,916.67	49,309,361.11	49,407,200.00
1299996665	17177LMG6	CIESCO, LLC	12/16/2024	5.320	50,000,000.00	48,987,722.22	48,714,333.33	48,990,900.00
1302557814	17177LMH4	CIESCO, LLC	12/17/2024	5.330	50,000,000.00	48,978,416.66	48,719,319.44	48,984,050.00
1279972203	17177LD4	CIESCO, LLC	11/13/2024	5.350	25,000,000.00	24,613,611.11	24,379,548.61	24,610,375.00
1235365090	17177LH15	CIESCO, LLC	08/01/2024	5.320	50,000,000.00	50,000,000.00	49,054,222.22	49,985,200.00
1257862197	17177LJ62	CIESCO, LLC	09/06/2024	5.360	50,000,000.00	49,732,000.00	49,009,888.89	49,716,700.00
1314590397	17177LL51	CIESCO, LLC	11/05/2024	5.330	50,000,000.00	49,289,333.34	49,141,277.78	49,277,400.00
1195417900	17177LH56	CIESCO, LLC	08/05/2024	5.210	50,000,000.00	49,971,055.56	48,683,027.78	49,955,500.00
1274218428	17177LL85	CIESCO, LLC	11/08/2024	5.360	50,000,000.00	49,263,000.00	48,727,000.00	49,256,100.00
1318202533	17177LKJ2	CIESCO, LLC	10/18/2024	5.290	25,000,000.00	24,713,458.34	24,654,680.56	24,703,600.00
1267645098	17177LK94	CIESCO, LLC	10/09/2024	5.370	50,000,000.00	49,485,375.00	48,888,708.33	49,473,000.00
1294109455	17177LMD3	CIESCO, LLC	12/13/2024	5.330	50,000,000.00	49,008,027.78	48,674,902.78	49,011,550.00
1302557817	17177LMH4	CIESCO, LLC	12/17/2024	5.330	25,000,000.00	24,489,208.33	24,359,659.72	24,492,025.00
1288563689	12619TM50	CRC FUNDING, LLC	12/05/2024	5.320	50,000,000.00	49,069,000.00	48,684,777.78	49,066,850.00
1319829982	12619TKB9	CRC FUNDING, LLC	10/11/2024	5.280	50,000,000.00	49,479,333.34	49,376,666.67	49,456,350.00
1256327605	12619TJ62	CRC FUNDING, LLC	09/06/2024	5.350	25,000,000.00	24,866,250.00	24,502,152.78	24,858,350.00
1258558503	12619TJ96	CRC FUNDING, LLC	09/09/2024	5.350	50,000,000.00	49,710,208.33	49,011,736.11	49,694,700.00
1255525887	12619TJ54	CRC FUNDING, LLC	09/05/2024	5.350	50,000,000.00	49,739,930.56	49,004,305.56	49,724,150.00
1299996660	12619TM35	CRC FUNDING, LLC	12/03/2024	5.330	25,000,000.00	24,541,027.78	24,404,076.39	24,540,350.00
1287581836	12619TM43	CRC FUNDING, LLC	12/04/2024	5.310	50,000,000.00	49,078,125.00	48,672,500.00	49,073,800.00
1279972205	12619TL85	CRC FUNDING, LLC	11/08/2024	5.350	50,000,000.00	49,264,375.00	48,796,250.00	49,253,300.00
1315899648	12619TKA1	CRC FUNDING, LLC	10/10/2024	5.280	50,000,000.00	49,486,666.67	49,362,000.00	49,463,700.00
1287581838	12619TM43	CRC FUNDING, LLC	12/04/2024	5.310	50,000,000.00	49,078,125.00	48,672,500.00	49,073,800.00
1299996666	12619TM35	CRC FUNDING, LLC	12/03/2024	5.330	50,000,000.00	49,082,055.56	48,808,152.78	49,080,700.00
1236937613	12619TH56	CRC FUNDING, LLC	08/05/2024	5.320	50,000,000.00	49,970,444.44	49,039,444.44	49,955,500.00
1236937628	12619TH56	CRC FUNDING, LLC	08/05/2024	5.320	25,000,000.00	24,985,222.22	24,519,722.22	24,977,750.00
1322061998	12619TK37	CRC FUNDING, LLC	10/03/2024	5.310	50,000,000.00	49,535,375.00	49,469,000.00	49,515,200.00
1288563690	12619TM50	CRC FUNDING, LLC	12/05/2024	5.320	25,000,000.00	24,534,500.00	24,342,388.89	24,533,425.00
1291933368	22533THW9	CREDIT AGRICOLE CORPORATE AND INVESTMENT	08/30/2024	5.260	38,723,000.00	38,558,922.05	38,281,686.88	38,546,074.61
1325384024	22533TJW7	CREDIT AGRICOLE CORPORATE AND INVESTMENT	09/30/2024	5.280	50,000,000.00	49,560,000.00	49,516,000.00	49,544,750.00
1325384023	22533TJW7	CREDIT AGRICOLE CORPORATE AND INVESTMENT	09/30/2024	5.280	50,000,000.00	49,560,000.00	49,516,000.00	49,544,750.00
1302542906	22533TJ49	CREDIT AGRICOLE CORPORATE AND INVESTMENT	09/04/2024	5.270	50,000,000.00	49,751,138.89	49,494,958.33	49,735,100.00
1302542903	22533TJ49	CREDIT AGRICOLE CORPORATE AND INVESTMENT	09/04/2024	5.270	50,000,000.00	49,751,138.89	49,494,958.33	49,735,100.00
1251792914	4497W0JG4	ING (U.S.) FUNDING LLC	09/16/2024	5.340	50,000,000.00	49,658,833.33	48,872,666.67	49,643,350.00
1233541390	45685QHL6	ING (U.S.) FUNDING LLC	08/20/2024	5.300	50,000,000.00	49,860,138.89	48,910,555.56	49,844,550.00
1279964962	45685QJ42	ING (U.S.) FUNDING LLC	09/04/2024	5.350	50,000,000.00	49,747,361.11	49,279,236.11	49,731,850.00
1265568017	45685QK16	ING (U.S.) FUNDING LLC	10/01/2024	5.350	50,000,000.00	49,546,736.11	48,915,138.89	49,532,050.00
1301814283	45685QKMO	ING (U.S.) FUNDING LLC	10/21/2024	5.340	50,000,000.00	49,399,250.00	49,139,666.67	49,385,600.00
1291193933	45685QKF5	ING (U.S.) FUNDING LLC	10/15/2024	5.340	50,000,000.00	49,443,750.00	49,080,333.33	49,429,600.00
1233541391	45685QHL6	ING (U.S.) FUNDING LLC	08/20/2024	5.300	50,000,000.00	49,860,138.89	48,910,555.56	49,844,550.00
1302542939	45685QKMO	ING (U.S.) FUNDING LLC	10/21/2024	5.340	45,965,000.00	45,412,730.53	45,174,095.57	45,400,182.08
1299109986	45685QKMO	ING (U.S.) FUNDING LLC	10/21/2024	5.340	50,000,000.00	49,399,250.00	49,117,416.67	49,385,600.00
1301814294	45685QKMO	ING (U.S.) FUNDING LLC	10/21/2024	5.340	50,000,000.00	49,399,250.00	49,139,666.67	49,385,600.00
1236076697	45685QHL6	ING (U.S.) FUNDING LLC	08/20/2024	5.300	50,000,000.00	49,860,138.89	48,925,277.78	49,844,550.00
1236076702	45685QHL6	ING (U.S.) FUNDING LLC	08/20/2024	5.300	50,000,000.00	49,860,138.89	48,925,277.78	49,844,550.00
1262721070	47816FH12	JOHNSON & JOHNSON, INC.	08/01/2024	5.290	50,000,000.00	50,000,000.00	49,331,402.78	49,985,350.00
1267645090	47816FH20	JOHNSON & JOHNSON	08/02/2024	5.300	50,000,000.00	49,992,638.89	49,403,750.00	49,978,000.00
1262721062	47816FH12	JOHNSON & JOHNSON, INC.	08/01/2024	5.290	50,000,000.00	50,000,000.00	49,331,402.78	49,985,350.00
1312494887	47816FJD4	JOHNSON & JOHNSON, INC.	09/13/2024	5.280	25,000,000.00	24,842,333.34	24,761,666.67	24,834,700.00
1312494889	47816FJD4	JOHNSON & JOHNSON, INC.	09/13/2024	5.280	50,000,000.00	49,684,666.66	49,523,333.33	49,669,400.00
1267645091	47816FH20	JOHNSON & JOHNSON	08/02/2024	5.300	7,650,000.00	7,648,873.75	7,558,773.75	7,646,634.00
1310729156	4820P2K46	JUPITER SECURITIZATION COMPANY LLC	10/04/2024	5.350	50,000,000.00	49,524,444.44	49,346,111.11	49,509,200.00
1305761746	4820P2JD8	JUPITER SECURITIZATION COMPANY LLC	09/13/2024	5.350	25,000,000.00	24,840,243.05	24,725,069.44	24,832,500.00
1280979201	4820P2HMO	JUPITER SECURITIZATION COMPANY LLC	08/21/2024	5.360	50,000,000.00	49,851,111.11	49,389,555.56	49,836,400.00
1305761748	4820P2JD8	JUPITER SECURITIZATION COMPANY LLC	09/13/2024	5.350	30,000,000.00	29,808,291.66	29,670,083.33	29,799,000.00
1307741453	4820P2K12	JUPITER SECURITIZATION COMPANY LLC	10/01/2024	5.360	25,000,000.00	24,772,944.44	24,665,000.00	24,765,850.00
1279243198	4820P2HG3	JUPITER SECURITIZATION COMPANY LLC	08/16/2024	5.350	50,000,000.00	49,888,541.67	49,412,986.11	49,873,750.00
1276324254	4820P2HE8	JUPITER SECURITIZATION COMPANY LLC	08/14/2024	5.350	50,000,000.00	49,903,402.78	49,390,694.44	49,888,650.00
1323520213	4820P2K79	JUPITER SECURITIZATION COMPANY LLC	10/07/2024	5.290	50,000,000.00	49,507,736.12	49,456,305.56	49,487,700.00
1275643271	4820P2H99	JUPITER SECURITIZATION COMPANY LLC	08/09/2024	5.360	50,000,000.00	49,940,444.44	49,419,333.33	49,925,850.00
1319036785	4820P2K46	JUPITER SECURITIZATION COMPANY LLC	10/04/2024	5.340	50,000,000.00	49,525,333.33	49,414,083.33	49,509,200.00
1323520212	4820P2K79	JUPITER SECURITIZATION COMPANY LLC	10/07/2024	5.290	50,000,000.00	49,507,736.12	49,456,305.56	49,487,700.00
1279972200	4820P2HK4	JUPITER SECURITIZATION COMPANY LLC	08/19/2024	5.360	50,000,000.00	49,866,000.00	49,397,000.00	49,851,350.00
1277326646	4820P2HC2	JUPITER SECURITIZATION COMPANY LLC	08/12/2024	5.350	50,000,000.00	49,918,263.89	49,435,277.78	49,903,550.00
1266247745	4820P2H73	JUPITER SECURITIZATION COMPANY LLC	08/07/2024	5.380	50,000,000.00	49,955,166.67	49,327,500.00	49,940,700.00

LOS ANGELES COUNTY TREASURER
TREASURER PORTFOLIO COMPARED TO MARKET VALUE
FOR THE PERIOD: JULY 1, 2024 TO JULY 31, 2024
FUND: POOLED SURPLUS INVESTMENTS
ATTACHMENT X

Security ID	CUSIP	Description	Final Maturity	Face Rate	PAR	Amortized Cost	Historical Cost	Market Value
1313237113	4820P2JW6	JUPITER SECURITIZATION COMPANY LLC	09/30/2024	5.360	50,000,000.00	49,553,333.33	49,397,000.00	49,539,050.00
1257862194	50286LHS5	LA FAYETTE ASSET SECURITIZATION LLC	08/26/2024	5.370	40,000,000.00	39,850,833.33	39,272,066.67	39,839,040.00
1312494888	50286LKF9	LA FAYETTE ASSET SECURITIZATION LLC	10/15/2024	5.350	50,000,000.00	49,442,708.33	49,279,236.11	49,429,150.00
1311532405	50286LKA0	LA FAYETTE ASSET SECURITIZATION LLC	10/10/2024	5.350	50,000,000.00	49,479,861.11	49,308,958.33	49,465,700.00
1294109449	50286LJA2	LA FAYETTE ASSET SECURITIZATION LLC	09/10/2024	5.380	50,000,000.00	49,701,111.11	49,364,861.11	49,687,300.00
1305761745	50286LK10	LA FAYETTE ASSET SECURITIZATION LLC	10/01/2024	5.390	50,000,000.00	49,543,347.22	49,311,277.78	49,531,700.00
1305761747	50286LK85	LA FAYETTE ASSET SECURITIZATION LLC	10/08/2024	5.360	18,916,000.00	18,724,486.01	18,637,178.16	18,719,406.01
1266247741	50286LH55	LA FAYETTE ASSET SECURITIZATION LLC	08/05/2024	5.360	47,155,000.00	47,126,916.58	46,537,164.71	47,113,079.21
1280979199	50286LJ46	LA FAYETTE ASSET SECURITIZATION LLC	09/04/2024	5.360	50,000,000.00	49,746,888.89	49,285,333.33	49,731,600.00
1286024285	50286LJ61	LA FAYETTE ASSET SECURITIZATION LLC	09/06/2024	5.370	50,000,000.00	49,731,500.00	49,313,833.33	49,716,700.00
1307741456	50286LJW4	LA FAYETTE ASSET SECURITIZATION LLC	09/30/2024	5.360	50,000,000.00	49,553,333.33	49,352,333.33	49,539,050.00
1264134975	50286LH55	LA FAYETTE ASSET SECURITIZATION LLC	08/05/2024	5.370	35,000,000.00	34,979,116.67	34,524,904.17	34,968,885.00
1283320515	59515MH99	MICROSOFT CORPORATION	08/09/2024	5.280	50,000,000.00	49,941,333.33	49,508,666.67	49,926,450.00
1247082998	6117P4HE3	MONT BLANC CAPITAL CORP.	08/14/2024	5.370	22,456,000.00	22,412,454.07	22,037,289.17	22,405,945.58
1315899651	6117P4KG4	MONT BLANC CAPITAL CORP.	10/16/2024	5.340	22,256,000.00	22,005,100.69	21,948,978.48	21,998,631.62
1291193928	6117P4KF6	MONT BLANC CAPITAL CORP.	10/15/2024	5.350	39,031,000.00	38,595,966.98	38,311,745.41	38,585,383.07
1315899657	6117P4LF5	MONT BLANC CAPITAL CORP.	11/15/2024	5.310	43,721,000.00	43,037,422.17	42,927,791.76	43,026,623.08
1245939500	6117P4H60	MONT BLANC CAPITAL CORP.	08/06/2024	5.360	44,273,000.00	44,240,041.21	43,488,580.82	44,227,044.63
1266822543	6117P4J43	MONT BLANC CAPITAL CORP.	09/04/2024	5.380	27,589,000.00	27,448,817.23	27,106,606.34	27,441,040.19
1280979202	6117P4H11	MONT BLANC CAPITAL CORP.	08/01/2024	5.360	25,000,000.00	25,000,000.00	24,769,222.22	24,992,600.00
1323520215	6117P4J35	MONT BLANC CAPITAL CORP.	09/03/2024	5.340	30,000,000.00	29,853,150.00	29,822,000.00	29,843,580.00
1253964804	6117P4HL7	MONT BLANC CAPITAL CORP.	08/20/2024	5.380	50,000,000.00	49,858,027.78	49,103,333.33	49,843,700.00
1274218422	6117P4JL5	MONT BLANC CAPITAL CORP.	09/20/2024	5.360	45,162,000.00	44,825,794.00	44,341,657.36	44,812,491.28
1247082990	6117P4HE3	MONT BLANC CAPITAL CORP.	08/14/2024	5.370	50,000,000.00	49,903,041.67	49,067,708.33	49,888,550.00
1314590396	6117P4KG4	MONT BLANC CAPITAL CORP.	10/16/2024	5.330	22,063,000.00	21,814,742.22	21,749,411.23	21,807,863.47
1236076703	63873JHP8	NATIXIS, NEW YORK BRANCH	08/23/2024	5.220	50,000,000.00	49,840,500.00	48,919,750.00	49,823,150.00
1263432489	63873JH29	NATIXIS, NEW YORK BRANCH	08/02/2024	5.300	50,000,000.00	49,992,638.89	49,330,138.89	49,977,950.00
1264751998	63873JH52	NATIXIS, NEW YORK BRANCH	08/05/2024	5.310	50,000,000.00	49,970,500.00	49,336,250.00	49,955,850.00
1236937622	63873JHW3	NATIXIS, NEW YORK BRANCH	08/30/2024	5.240	50,000,000.00	49,788,944.44	48,871,944.44	49,771,450.00
1301814277	63873JJA9	NATIXIS, NEW YORK BRANCH	09/10/2024	5.310	50,000,000.00	49,705,000.00	49,446,875.00	49,689,200.00
1301814290	63873JJA9	NATIXIS, NEW YORK BRANCH	09/10/2024	5.310	50,000,000.00	49,705,000.00	49,446,875.00	49,689,200.00
1307732218	63873JK17	NATIXIS, NEW YORK BRANCH	10/01/2024	5.310	50,000,000.00	49,550,125.00	49,328,875.00	49,531,650.00
1236076701	63873JHP8	NATIXIS, NEW YORK BRANCH	08/23/2024	5.220	50,000,000.00	49,840,500.00	48,919,750.00	49,823,150.00
1262721066	63873JH52	NATIXIS, NEW YORK BRANCH	08/05/2024	5.310	50,000,000.00	49,970,500.00	49,299,375.00	49,955,850.00
1296180109	63873JJ92	NATIXIS, NEW YORK BRANCH	09/09/2024	5.310	50,000,000.00	49,712,375.00	49,387,875.00	49,697,000.00
1264751993	63873JH52	NATIXIS, NEW YORK BRANCH	08/05/2024	5.310	50,000,000.00	49,970,500.00	49,336,250.00	49,955,850.00
1294109461	63873JJG6	NATIXIS, NEW YORK BRANCH	09/16/2024	5.310	50,000,000.00	49,660,750.00	49,328,875.00	49,644,450.00
1265568016	63873JH94	NATIXIS, NEW YORK BRANCH	08/09/2024	5.320	50,000,000.00	49,940,888.89	49,312,833.33	49,926,400.00
1230566753	63873JHK9	NATIXIS, NEW YORK BRANCH	08/19/2024	5.260	50,000,000.00	49,868,500.00	48,889,555.56	49,852,650.00
1292837961	63873JD3	NATIXIS, NEW YORK BRANCH	09/13/2024	5.310	50,000,000.00	49,682,875.00	49,328,875.00	49,667,000.00
1236937623	63873JHW3	NATIXIS, NEW YORK BRANCH	08/30/2024	5.240	50,000,000.00	49,788,944.44	48,871,944.44	49,771,450.00
1266822539	63873JHC7	NATIXIS, NEW YORK BRANCH	08/12/2024	5.300	50,000,000.00	49,919,027.78	49,308,055.56	49,904,300.00
1319055395	67983TKH8	OLD LINE FUNDING, LLC	10/17/2024	5.300	50,000,000.00	49,433,194.44	49,359,583.33	49,414,400.00
1298306481	67983THW9	OLD LINE FUNDING, LLC	08/30/2024	5.340	50,000,000.00	49,784,916.67	49,480,833.33	49,769,150.00
1322738729	67983TKM7	OLD LINE FUNDING, LLC	10/21/2024	5.290	20,000,000.00	19,761,950.00	19,753,133.33	19,754,280.00
1294109456	67983TJG2	OLD LINE FUNDING, LLC	09/16/2024	5.340	50,000,000.00	49,658,833.33	49,347,333.33	49,641,400.00
1280982719	67983THG4	OLD LINE FUNDING, LLC	08/16/2024	5.350	50,000,000.00	49,888,541.67	49,457,569.44	49,873,950.00
1311532407	67983TK96	OLD LINE FUNDING, LLC	10/09/2024	5.330	50,000,000.00	49,489,208.34	49,341,152.78	49,471,650.00
1299109984	67983THK5	OLD LINE FUNDING, LLC	08/19/2024	5.340	50,000,000.00	49,866,500.00	49,599,500.00	49,851,600.00
1272397597	67983THF6	OLD LINE FUNDING, LLC	08/15/2024	5.360	10,000,000.00	9,979,155.56	9,866,000.00	9,976,280.00
1294109451	67983TJG2	OLD LINE FUNDING, LLC	09/16/2024	5.340	50,000,000.00	49,658,833.33	49,347,333.33	49,641,400.00
1322738730	67983TKM7	OLD LINE FUNDING, LLC	10/21/2024	5.290	50,000,000.00	49,404,875.00	49,382,833.33	49,385,700.00
1288563688	67983TJB3	OLD LINE FUNDING, LLC	09/11/2024	5.350	50,000,000.00	49,695,347.22	49,286,666.67	49,678,900.00
1290530693	67983TJB3	OLD LINE FUNDING, LLC	09/11/2024	5.340	50,000,000.00	49,695,916.67	49,332,500.00	49,678,900.00
1274896105	67983THM1	OLD LINE FUNDING, LLC	08/21/2024	5.350	35,000,000.00	34,895,972.22	34,526,673.61	34,885,585.00
1328079265	67983TKW5	OLD LINE FUNDING, LLC	10/30/2024	5.270	50,000,000.00	49,341,250.00	49,333,930.56	50,000,000.00
1301814279	67983TJW7	OLD LINE FUNDING, LLC	09/30/2024	5.340	50,000,000.00	49,555,000.00	49,295,416.67	49,537,050.00
1328079261	67983TKW5	OLD LINE FUNDING, LLC	10/30/2024	5.270	10,000,000.00	9,868,250.00	9,866,786.11	10,000,000.00
1272397598	67983THF6	OLD LINE FUNDING, LLC	08/15/2024	5.360	50,000,000.00	49,895,777.78	49,330,000.00	49,881,400.00
1275635410	67983THP4	OLD LINE FUNDING, LLC	08/23/2024	5.360	50,000,000.00	49,836,222.22	49,359,777.78	49,821,600.00
1273238419	67983THK5	OLD LINE FUNDING, LLC	08/19/2024	5.360	50,000,000.00	49,866,000.00	49,322,555.56	49,851,600.00
1268318785	67983THC3	OLD LINE FUNDING, LLC	08/12/2024	5.350	50,000,000.00	49,918,263.89	49,331,250.00	49,903,700.00
1298306487	67983THW9	OLD LINE FUNDING, LLC	08/30/2024	5.340	20,000,000.00	19,913,966.67	19,792,333.33	19,907,660.00
1311532404	67983TK96	OLD LINE FUNDING, LLC	10/09/2024	5.330	50,000,000.00	49,489,208.34	49,341,152.78	49,471,650.00
1286827022	71344THP0	PEPSICO, INC.	08/23/2024	5.270	50,000,000.00	49,838,972.22	49,421,763.89	49,823,900.00

**LOS ANGELES COUNTY TREASURER
 TREASURER PORTFOLIO COMPARED TO MARKET VALUE
 FOR THE PERIOD: JULY 1, 2024 TO JULY 31, 2024
 FUND: POOLED SURPLUS INVESTMENTS
 ATTACHMENT X**

Security ID	CUSIP	Description	Final Maturity	Face Rate	PAR	Amortized Cost	Historical Cost	Market Value
1279243192	71344TH54	PEPSICO, INC.	08/05/2024	5.290	40,000,000.00	39,976,488.89	39,600,311.11	39,964,760.00
1280979200	71344THK1	PEPSICO, INC.	08/19/2024	5.290	40,000,000.00	39,894,200.00	39,529,777.78	39,882,560.00
1286024280	71344TH88	PEPSICO, INC.	08/08/2024	5.270	40,000,000.00	39,959,011.11	39,619,388.89	39,947,160.00
1279972202	71344TH96	PEPSICO, INC.	08/09/2024	5.290	35,000,000.00	34,958,855.56	34,634,843.06	34,948,585.00
1289658617	71344THW5	PEPSICO, INC.	08/30/2024	5.300	50,000,000.00	49,786,527.78	49,403,750.00	49,772,500.00
1279243190	71708EHT5	PFIZER INC.	08/27/2024	5.320	50,000,000.00	49,807,888.89	49,335,000.00	49,792,950.00
1287577213	71708EJ63	PFIZER INC.	09/06/2024	5.320	50,000,000.00	49,734,000.00	49,320,222.22	49,718,800.00
1247068572	71708EH57	PFIZER INC.	08/05/2024	5.290	50,000,000.00	49,970,611.11	49,147,722.22	49,955,850.00
1292837962	71708EJD8	PFIZER INC.	09/13/2024	5.320	50,000,000.00	49,682,277.78	49,327,611.11	49,666,550.00
1245939482	71708EH99	PFIZER INC.	08/09/2024	5.270	50,000,000.00	49,941,444.44	49,107,027.78	49,926,350.00
1290530698	71708EJB2	PFIZER INC.	09/11/2024	5.300	49,345,000.00	49,047,148.10	48,676,649.39	49,030,869.73
1326308865	71708EL11	PFIZER INC.	11/01/2024	5.300	50,000,000.00	49,322,777.77	49,300,694.44	49,309,800.00
1279972274	71708EHV0	PFIZER INC.	08/29/2024	5.320	50,000,000.00	49,793,111.11	49,327,611.11	49,778,100.00
1241572233	71708EHC2	PFIZER INC.	08/12/2024	5.250	50,000,000.00	49,919,791.67	49,052,083.33	49,904,250.00
1247068567	71708EH57	PFIZER INC.	08/05/2024	5.290	41,225,000.00	41,200,768.86	40,522,296.97	41,188,598.33
1241572239	71708EHS7	PFIZER INC.	08/26/2024	5.220	50,000,000.00	49,818,750.00	48,941,500.00	49,800,400.00
1267645093	71708EJA4	PFIZER INC.	09/10/2024	5.300	40,839,000.00	40,598,503.67	40,117,511.00	40,585,103.94
1326308866	71708EL11	PFIZER INC.	11/01/2024	5.300	50,000,000.00	49,322,777.77	49,300,694.44	49,309,800.00
1327267066	71708EL52	PFIZER INC.	11/05/2024	5.300	50,000,000.00	49,293,333.33	49,278,611.11	49,281,600.00
1307732216	71708EK87	PFIZER INC.	10/08/2024	5.320	38,500,000.00	38,113,117.77	37,942,434.44	38,101,602.00
1241572234	71708EHC2	PFIZER INC.	08/12/2024	5.250	50,000,000.00	49,919,791.67	49,052,083.33	49,904,250.00
1291193932	82124LHW5	SHEFFIELD RECEIVABLES COMPANY LLC	08/30/2024	5.350	50,000,000.00	49,784,513.89	49,412,986.11	49,768,600.00
1310729158	82124LJP8	SHEFFIELD RECEIVABLES COMPANY LLC	09/23/2024	5.355	50,000,000.00	49,605,812.50	49,427,312.50	49,589,550.00
1322729656	82124LKP6	SHEFFIELD RECEIVABLES COMPANY LLC	10/23/2024	5.320	50,000,000.00	49,386,722.22	49,327,611.11	49,370,350.00
1323516971	82124LK76	SHEFFIELD RECEIVABLES COMPANY LLC	10/07/2024	5.330	25,000,000.00	24,752,006.94	24,726,097.22	24,743,175.00
1322061997	82124LJW3	SHEFFIELD RECEIVABLES COMPANY LLC	09/30/2024	5.340	50,000,000.00	49,555,000.00	49,488,250.00	49,537,450.00
1307741457	82124LJW3	SHEFFIELD RECEIVABLES COMPANY LLC	09/30/2024	5.360	50,000,000.00	49,553,333.33	49,330,000.00	49,537,450.00
1297278199	82124LJ94	SHEFFIELD RECEIVABLES COMPANY LLC	09/09/2024	5.360	50,000,000.00	49,709,666.67	49,397,000.00	49,694,150.00
1308913283	82124LK27	SHEFFIELD RECEIVABLES COMPANY LLC	10/02/2024	5.360	50,000,000.00	49,538,444.45	49,322,555.56	49,522,800.00
1267645096	82124LHF2	SHEFFIELD RECEIVABLES COMPANY LLC	08/15/2024	5.370	50,000,000.00	49,895,583.33	49,298,916.67	49,880,950.00
1296180732	82124LJ60	SHEFFIELD RECEIVABLES COMPANY LLC	09/06/2024	5.360	50,000,000.00	49,732,000.00	49,404,444.44	49,716,200.00
1266822540	82124LH54	SHEFFIELD RECEIVABLES COMPANY LLC	08/05/2024	5.370	50,000,000.00	49,970,166.67	49,351,125.00	49,955,550.00
1289658619	82124LHK1	SHEFFIELD RECEIVABLES COMPANY LLC	08/19/2024	5.350	50,000,000.00	49,866,250.00	49,479,861.11	49,851,050.00
1319827950	82124LJP8	SHEFFIELD RECEIVABLES COMPANY LLC	09/23/2024	5.340	50,000,000.00	49,606,916.67	49,510,500.00	49,589,550.00
1274897340	82124LHP0	SHEFFIELD RECEIVABLES COMPANY LLC	08/23/2024	5.365	50,000,000.00	49,836,069.44	49,307,020.83	49,821,100.00
1325384027	82124LJ94	SHEFFIELD RECEIVABLES COMPANY LLC	09/09/2024	5.330	50,000,000.00	49,711,291.67	49,666,875.00	49,694,150.00
1326308858	82124LJ60	SHEFFIELD RECEIVABLES COMPANY LLC	09/06/2024	5.330	50,000,000.00	49,733,500.00	49,711,291.67	49,716,200.00
1299109996	82124LJB9	SHEFFIELD RECEIVABLES COMPANY LLC	09/11/2024	5.370	50,000,000.00	49,694,208.34	49,410,791.67	49,678,950.00
1323516972	82124LJT0	SHEFFIELD RECEIVABLES COMPANY LLC	09/27/2024	5.340	25,000,000.00	24,788,625.00	24,762,666.67	24,779,800.00
1302557809	82124LJR4	SHEFFIELD RECEIVABLES COMPANY LLC	09/25/2024	5.370	50,000,000.00	49,589,791.67	49,328,750.00	49,574,550.00
1327271870	82124LK43	SHEFFIELD RECEIVABLES COMPANY LLC	10/04/2024	5.300	50,000,000.00	49,528,888.89	49,514,166.67	49,508,200.00
1269597446	82124LH70	SHEFFIELD RECEIVABLES COMPANY LLC	08/07/2024	5.360	50,000,000.00	49,955,333.33	49,374,666.67	49,940,700.00
1236937627	19121AHF1	THE COCA-COLA COMPANY	08/15/2024	5.230	50,000,000.00	49,898,305.56	48,983,055.56	49,882,350.00
1247082995	19121AJP7	THE COCA-COLA COMPANY	09/23/2024	5.230	50,000,000.00	49,615,013.89	48,801,458.33	49,597,800.00
1236937615	19121AHF1	THE COCA-COLA COMPANY	08/15/2024	5.230	50,000,000.00	49,898,305.56	48,983,055.56	49,882,350.00
1247083003	19121AJP7	THE COCA-COLA COMPANY	09/23/2024	5.230	50,000,000.00	49,615,013.89	48,801,458.33	49,597,800.00
1288563695	74271TJ53	THE PROCTER & GAMBLE COMPANY	09/05/2024	5.320	50,000,000.00	49,741,388.89	49,357,166.67	49,731,300.00
1289658618	89119AJ66	THE TORONTO-DOMINION BANK	09/06/2024	5.360	50,000,000.00	49,732,000.00	49,344,888.89	49,720,650.00
1301814276	89119AJT6	THE TORONTO-DOMINION BANK	09/27/2024	5.350	50,000,000.00	49,576,458.33	49,308,958.33	49,563,700.00
1283320514	89119AHW1	THE TORONTO-DOMINION BANK	08/30/2024	5.360	50,000,000.00	49,784,111.11	49,344,888.89	49,772,350.00
1299109995	89119AJ90	THE TORONTO-DOMINION BANK	09/09/2024	5.310	50,000,000.00	49,712,375.00	49,432,125.00	49,698,050.00
1302557816	89119AJR0	THE TORONTO-DOMINION BANK	09/25/2024	5.370	50,000,000.00	49,589,791.67	49,328,750.00	49,578,350.00
1301814275	89119AJT6	THE TORONTO-DOMINION BANK	09/27/2024	5.350	50,000,000.00	49,576,458.33	49,308,958.33	49,563,700.00
1299109994	89119AJ90	THE TORONTO-DOMINION BANK	09/09/2024	5.310	50,000,000.00	49,712,375.00	49,432,125.00	49,698,050.00
1311532396	89119AK72	THE TORONTO-DOMINION BANK	10/07/2024	5.300	50,000,000.00	49,506,805.56	49,337,500.00	49,490,850.00
1302557815	89119AJR0	THE TORONTO-DOMINION BANK	09/25/2024	5.370	50,000,000.00	49,589,791.67	49,328,750.00	49,578,350.00
1307741451	88602TJW4	THUNDER BAY FUNDING, LLC	09/30/2024	5.340	50,000,000.00	49,555,000.00	49,332,500.00	49,540,650.00
1277318830	88602TH71	THUNDER BAY FUNDING, LLC	08/07/2024	5.350	50,000,000.00	49,955,416.67	49,479,861.11	49,940,650.00
1320397194	88602TKJ1	THUNDER BAY FUNDING, LLC	10/18/2024	5.300	50,000,000.00	49,425,833.33	49,330,138.89	49,407,950.00
1323516969	88602TK10	THUNDER BAY FUNDING, LLC	10/01/2024	5.330	50,000,000.00	49,548,430.56	49,504,013.89	49,532,850.00
1269597448	88602THM8	THUNDER BAY FUNDING, LLC	08/21/2024	5.360	50,000,000.00	49,851,111.11	49,307,666.67	49,837,000.00
1318202536	88602TKF9	THUNDER BAY FUNDING, LLC	10/15/2024	5.320	50,000,000.00	49,445,833.33	49,342,388.89	49,430,050.00
1301814280	88602TJG9	THUNDER BAY FUNDING, LLC	09/16/2024	5.340	50,000,000.00	49,658,833.33	49,391,833.33	49,644,050.00
1267645094	88602THC0	THUNDER BAY FUNDING, LLC	08/12/2024	5.360	50,000,000.00	49,918,111.11	49,322,555.56	49,903,550.00
1286024286	88602TJ95	THUNDER BAY FUNDING, LLC	09/09/2024	5.360	50,000,000.00	49,709,666.67	49,292,777.78	49,695,850.00

LOS ANGELES COUNTY TREASURER
 TREASURER PORTFOLIO COMPARED TO MARKET VALUE
 FOR THE PERIOD: JULY 1, 2024 TO JULY 31, 2024
 FUND: POOLED SURPLUS INVESTMENTS
 ATTACHMENT X

Security ID	CUSIP	Description	Final Maturity	Face Rate	PAR	Amortized Cost	Historical Cost	Market Value
1280979209	88602THT3	THUNDER BAY FUNDING, LLC	08/27/2024	5.360	50,000,000.00	49,806,444.44	49,367,222.22	49,792,050.00
1325395453	88602TK28	THUNDER BAY FUNDING, LLC	10/02/2024	5.320	50,000,000.00	49,541,888.89	49,527,111.11	49,525,900.00
1265568019	88602TH14	THUNDER BAY FUNDING, LLC	08/01/2024	5.350	50,000,000.00	50,000,000.00	49,368,402.78	49,985,200.00
1305761749	88602TJ3	THUNDER BAY FUNDING, LLC	09/18/2024	5.340	50,000,000.00	49,644,000.00	49,414,083.33	50,000,000.00
1269597449	88602THM8	THUNDER BAY FUNDING, LLC	08/21/2024	5.360	50,000,000.00	49,851,111.11	49,307,666.67	49,837,000.00
1320397195	88602TKJ1	THUNDER BAY FUNDING, LLC	10/18/2024	5.300	50,000,000.00	49,425,833.33	49,330,138.89	49,407,950.00
1267645095	88602THC0	THUNDER BAY FUNDING, LLC	08/12/2024	5.360	50,000,000.00	49,918,111.11	49,322,555.56	49,903,550.00
1289658615	88602TJD6	THUNDER BAY FUNDING, LLC	09/13/2024	5.350	50,000,000.00	49,680,486.11	49,301,527.78	49,666,250.00
1301814288	88602TJG9	THUNDER BAY FUNDING, LLC	09/16/2024	5.340	50,000,000.00	49,658,833.33	49,391,833.33	49,644,050.00
1280979210	88602THT3	THUNDER BAY FUNDING, LLC	08/27/2024	5.360	10,000,000.00	9,961,288.89	9,873,444.44	9,958,410.00
1291170698	88602THF3	THUNDER BAY FUNDING, LLC	08/15/2024	5.340	25,000,000.00	24,948,083.33	24,762,666.67	24,940,625.00
1277318828	89233GHS8	TOYOTA MOTOR CREDIT CORPORATION	08/26/2024	5.370	50,000,000.00	49,813,541.67	49,336,208.33	49,800,600.00
1311532397	89233GK70	TOYOTA MOTOR CREDIT CORPORATION	10/07/2024	5.330	50,000,000.00	49,504,013.89	49,341,152.78	49,491,900.00
1325384021	89233GLN4	TOYOTA MOTOR CREDIT CORPORATION	11/22/2024	5.230	50,000,000.00	49,179,180.55	49,135,597.22	49,166,250.00
1277318833	89233GHV1	TOYOTA MOTOR CREDIT CORPORATION	08/29/2024	5.370	50,000,000.00	49,791,168.67	49,313,833.33	49,778,550.00
1307732215	89233GJT4	TOYOTA MOTOR CREDIT CORPORATION	09/27/2024	5.340	50,000,000.00	49,577,250.00	49,354,750.00	49,564,850.00
1277318829	89233GHS8	TOYOTA MOTOR CREDIT CORPORATION	08/26/2024	5.370	50,000,000.00	49,813,541.67	49,336,208.33	49,800,600.00
1310729157	89233GK47	TOYOTA MOTOR CREDIT CORPORATION	10/04/2024	5.330	50,000,000.00	49,526,222.23	49,348,555.56	49,513,450.00
1311532398	89233GK70	TOYOTA MOTOR CREDIT CORPORATION	10/07/2024	5.330	50,000,000.00	49,504,013.89	49,341,152.78	49,491,900.00
1307732214	89233GJT4	TOYOTA MOTOR CREDIT CORPORATION	09/27/2024	5.340	50,000,000.00	49,577,250.00	49,354,750.00	49,564,850.00
1311532406	89233GKA3	TOYOTA MOTOR CREDIT CORPORATION	10/10/2024	5.320	50,000,000.00	49,482,777.78	49,327,611.11	49,469,900.00
1264134977	89233GJ31	TOYOTA MOTOR CREDIT CORPORATION	09/03/2024	5.340	50,000,000.00	49,755,250.00	49,124,833.33	49,741,700.00
1325384031	89233GLN4	TOYOTA MOTOR CREDIT CORPORATION	11/22/2024	5.230	50,000,000.00	49,179,180.55	49,135,597.22	49,166,250.00
1276324249	90477DHC3	UNILEVER CAPITAL CORPORATION	08/12/2024	5.330	29,000,000.00	28,952,770.28	28,656,511.11	28,944,407.00
1290530696	90477DJ98	UNILEVER CAPITAL CORPORATION	09/09/2024	5.340	24,000,000.00	23,861,160.00	23,679,600.00	23,855,232.00
1274896454	90477DH74	UNILEVER CAPITAL CORPORATION	08/07/2024	5.320	50,000,000.00	49,955,666.67	49,438,444.44	49,941,050.00
1272397599	90477DH25	UNILEVER CAPITAL CORPORATION	08/02/2024	5.330	47,896,000.00	47,888,908.73	47,349,972.30	47,874,829.97
1291194454	90477DHW9	UNILEVER CAPITAL CORPORATION	08/30/2024	5.340	50,000,000.00	49,784,916.67	49,428,916.67	49,771,250.00
1321136048	90477DJG2	UNILEVER CAPITAL CORPORATION	09/16/2024	5.340	50,000,000.00	49,658,833.34	49,584,666.67	49,646,000.00
1288556992	90477DHC3	UNILEVER CAPITAL CORPORATION	08/12/2024	5.330	50,000,000.00	49,918,569.45	49,511,416.67	49,904,150.00
1321136054	90477DJG2	UNILEVER CAPITAL CORPORATION	09/16/2024	5.340	25,000,000.00	24,829,416.66	24,792,333.33	24,823,000.00
CPD TOTAL					13,703,174,000.00	13,616,049,094.68	13,507,824,310.00	13,614,073,267.17
1052207560	LACCAL20230614	LAC-CAL BAN	06/30/2025	5.830	5,000,000.00	5,000,000.00	5,000,000.00	5,000,000.00
1215324857	LACCAL20240229	LAC-CAL BAN	06/30/2026	5.830	10,000,000.00	10,000,000.00	10,000,000.00	10,000,000.00
1318200749	LACCAL20240716	LAC-CAL BAN	06/30/2027	5.688	5,000,000.00	5,000,000.00	5,000,000.00	5,000,000.00
LACAL BANS TOTAL					20,000,000.00	20,000,000.00	20,000,000.00	20,000,000.00
1307818801	SHRODE20240702	SHRODE AVE	09/02/2044	4.750	282,408.02	282,408.02	282,408.02	282,408.02
LA COUNTY REFUNDING BDN TOTAL					282,408.02	282,408.02	282,408.02	282,408.02
821809393	798170AG1	SUCCESSOR AGENCY TO THE REDEVELOPMENT /	08/01/2024	2.958	23,000,000.00	23,000,000.00	24,865,760.00	23,000,000.00
CA MUNI BDN TOTAL					23,000,000.00	23,000,000.00	24,865,760.00	23,000,000.00
					43,282,408.02	43,282,408.02	45,148,168.02	43,282,408.02
1325384026	912797HE0	UNITED STATES TREASURY	10/31/2024	5.125	50,000,000.00	49,352,256.94	49,309,548.61	49,363,929.00
1323516967	912797KU0	UNITED STATES TREASURY	10/17/2024	5.160	50,000,000.00	49,448,166.67	49,398,000.00	49,458,669.00
1247068568	912797GK7	UNITED STATES TREASURY	08/08/2024	5.201	50,000,000.00	49,949,434.72	49,140,390.28	49,943,178.50
1280979205	912797KK2	UNITED STATES TREASURY	09/12/2024	5.200	50,000,000.00	49,696,666.67	49,248,888.89	49,693,793.00
1274896106	912797LA3	UNITED STATES TREASURY	09/03/2024	5.220	50,000,000.00	49,760,750.00	49,246,000.00	49,758,062.00
1302542909	912797LU9	UNITED STATES TREASURY	10/22/2024	5.205	50,000,000.00	49,407,208.34	49,161,416.67	49,426,065.50
1301814291	912797LK1	UNITED STATES TREASURY	10/01/2024	5.197	50,000,000.00	49,559,698.61	49,299,848.61	49,566,187.50
1291170700	912797LH8	UNITED STATES TREASURY	09/17/2024	5.215	50,000,000.00	49,659,576.39	49,297,423.61	49,658,466.50
1308913277	912797GW1	UNITED STATES TREASURY	10/03/2024	5.205	50,000,000.00	49,544,562.50	49,334,916.67	49,552,675.50
1258553875	912797JU2	UNITED STATES TREASURY	08/01/2024	5.215	50,000,000.00	50,000,000.00	49,319,152.78	49,992,800.00
1321136051	912797LJ4	UNITED STATES TREASURY	09/24/2024	5.200	50,000,000.00	49,610,000.00	49,537,777.78	49,610,115.00
1257862181	912797GL5	UNITED STATES TREASURY	09/05/2024	5.180	50,000,000.00	49,748,194.44	49,050,333.33	49,743,394.50
1326308859	912797KV8	UNITED STATES TREASURY	10/24/2024	5.140	50,000,000.00	49,400,333.34	49,378,916.67	49,411,485.00
1274896104	912797LA3	UNITED STATES TREASURY	09/03/2024	5.220	50,000,000.00	49,760,750.00	49,246,000.00	49,758,062.00
1273238427	912797KD8	UNITED STATES TREASURY	08/29/2024	5.220	50,000,000.00	49,797,000.00	49,267,750.00	49,793,377.00
1247860507	912797KW6	UNITED STATES TREASURY	08/06/2024	5.195	50,000,000.00	49,963,923.61	49,163,027.78	49,957,259.50
1301814289	912797LK1	UNITED STATES TREASURY	10/01/2024	5.195	50,000,000.00	49,559,868.05	49,307,333.33	49,566,187.50
1251776851	912797KX4	UNITED STATES TREASURY	08/13/2024	5.230	50,000,000.00	49,912,833.33	49,150,125.00	49,907,184.50
1294109452	912797KL0	UNITED STATES TREASURY	09/19/2024	5.210	50,000,000.00	49,645,430.56	49,319,805.56	49,646,252.00
1311532399	912797GW1	UNITED STATES TREASURY	10/03/2024	5.200	50,000,000.00	49,545,000.00	49,378,888.89	49,552,675.50

**LOS ANGELES COUNTY TREASURER
 TREASURER PORTFOLIO COMPARED TO MARKET VALUE
 FOR THE PERIOD: JULY 1, 2024 TO JULY 31, 2024
 FUND: POOLED SURPLUS INVESTMENTS
 ATTACHMENT X**

Security ID	CUSIP	Description	Final Maturity	Face Rate	PAR	Amortized Cost	Historical Cost	Market Value
1326308861	912797LT2	UNITED STATES TREASURY	10/15/2024	5.145	50,000,000.00	49,464,062.50	49,442,625.00	49,475,208.00
1294109458	912797LJ4	UNITED STATES TREASURY	09/24/2024	5.200	50,000,000.00	49,610,000.00	49,285,000.00	49,610,115.00
1269592547	912797KC0	UNITED STATES TREASURY	08/22/2024	5.190	50,000,000.00	49,848,625.00	49,293,583.33	49,843,462.50
1315899653	912797KT3	UNITED STATES TREASURY	10/10/2024	5.180	50,000,000.00	49,496,388.89	49,374,083.33	49,505,385.00
1309806892	912797GW1	UNITED STATES TREASURY	10/03/2024	5.210	50,000,000.00	49,544,125.00	49,348,750.00	49,552,675.50
1288556991	912797GL5	UNITED STATES TREASURY	09/05/2024	5.220	50,000,000.00	49,746,250.00	49,347,500.00	49,743,394.50
1308913286	912797GW1	UNITED STATES TREASURY	10/03/2024	5.205	50,000,000.00	49,544,562.50	49,334,916.67	49,552,675.50
1257862192	912797GL5	UNITED STATES TREASURY	09/05/2024	5.180	50,000,000.00	49,748,194.44	49,050,333.33	49,743,394.50
1319827949	912797LS4	UNITED STATES TREASURY	10/08/2024	5.193	50,000,000.00	49,509,550.00	49,408,575.00	49,504,800.00
1267645099	912797KB2	UNITED STATES TREASURY	08/15/2024	5.210	50,000,000.00	49,898,694.45	49,319,805.56	49,893,167.50
1233534277	912797GK7	UNITED STATES TREASURY	08/08/2024	5.120	50,000,000.00	49,950,222.22	49,032,888.89	49,943,178.50
1256327603	912797GL5	UNITED STATES TREASURY	09/05/2024	5.190	50,000,000.00	49,747,708.33	49,048,500.00	49,743,394.50
1301814293	912797LK1	UNITED STATES TREASURY	10/01/2024	5.195	50,000,000.00	49,559,868.05	49,307,333.33	49,566,187.50
1271423850	912797KB2	UNITED STATES TREASURY	08/15/2024	5.230	50,000,000.00	49,898,305.56	49,338,986.11	49,893,167.50
1245939499	912797KW6	UNITED STATES TREASURY	08/06/2024	5.180	50,000,000.00	49,964,027.78	49,143,861.11	49,957,259.50
1279243194	912797KD8	UNITED STATES TREASURY	08/29/2024	5.240	50,000,000.00	49,796,222.22	49,330,444.44	49,793,377.00
1257862177	912797KY2	UNITED STATES TREASURY	08/20/2024	5.230	50,000,000.00	49,861,986.11	49,157,388.89	49,857,541.50
1279964957	912797KD8	UNITED STATES TREASURY	08/29/2024	5.245	50,000,000.00	49,796,027.78	49,337,090.28	49,793,377.00
1301814285	912797LK1	UNITED STATES TREASURY	10/01/2024	5.195	50,000,000.00	49,559,868.05	49,307,333.33	49,566,187.50
1273238418	912797KD8	UNITED STATES TREASURY	08/29/2024	5.220	50,000,000.00	49,797,000.00	49,267,750.00	49,793,377.00
1256327599	912797KY2	UNITED STATES TREASURY	08/20/2024	5.240	50,000,000.00	49,861,722.22	49,155,777.78	49,857,541.50
1319036784	912797LS4	UNITED STATES TREASURY	10/08/2024	5.186	50,000,000.00	49,510,211.11	49,402,169.44	49,504,800.00
1259332203	912797GK7	UNITED STATES TREASURY	08/08/2024	5.200	50,000,000.00	49,949,444.44	49,277,777.78	49,943,178.50
1323516973	912797KV8	UNITED STATES TREASURY	10/24/2024	5.155	50,000,000.00	49,398,583.34	49,348,465.28	49,411,485.00
1257862186	912797KY2	UNITED STATES TREASURY	08/20/2024	5.230	50,000,000.00	49,861,986.11	49,157,388.89	49,857,541.50
1326308863	912797KX4	UNITED STATES TREASURY	08/13/2024	5.260	50,000,000.00	49,912,333.34	49,890,416.67	49,907,184.50
1275635409	912797KC0	UNITED STATES TREASURY	08/22/2024	5.240	30,058,000.00	29,966,122.71	29,659,865.09	29,963,895.92
1279964959	912797KC0	UNITED STATES TREASURY	08/22/2024	5.240	50,000,000.00	49,847,166.67	49,388,666.67	49,843,462.50
1323516962	912797KU0	UNITED STATES TREASURY	10/17/2024	5.160	50,000,000.00	49,448,166.67	49,398,000.00	49,458,669.00
1246434252	912797KW6	UNITED STATES TREASURY	08/06/2024	5.230	50,000,000.00	49,963,680.56	49,142,861.11	49,957,259.50
1264751996	912797LA3	UNITED STATES TREASURY	09/03/2024	5.220	50,000,000.00	49,760,750.00	49,137,250.00	49,758,062.00
1256327601	912797GL5	UNITED STATES TREASURY	09/05/2024	5.190	50,000,000.00	49,747,708.33	49,048,500.00	49,743,394.50
1327267067	912797LG0	UNITED STATES TREASURY	09/10/2024	5.263	50,000,000.00	49,707,611.11	49,692,991.67	49,708,128.00
1249633281	912797KW6	UNITED STATES TREASURY	08/06/2024	5.200	50,000,000.00	49,963,888.89	49,183,888.89	49,957,259.50
1301814296	912797LU9	UNITED STATES TREASURY	10/22/2024	5.205	50,000,000.00	49,407,208.33	49,146,958.33	49,426,065.50
1272397595	912797LA3	UNITED STATES TREASURY	09/03/2024	5.220	50,000,000.00	49,760,750.00	49,209,750.00	49,758,062.00
1298306482	912797LS4	UNITED STATES TREASURY	10/08/2024	5.184	50,000,000.00	49,510,400.00	49,215,200.00	49,504,800.00
1286827026	912797GL5	UNITED STATES TREASURY	09/05/2024	5.220	50,000,000.00	49,746,250.00	49,333,000.00	49,743,394.50
1268318786	912797KB2	UNITED STATES TREASURY	08/15/2024	5.220	50,000,000.00	49,898,500.00	49,325,750.00	49,893,167.50
1274218430	912797KC0	UNITED STATES TREASURY	08/22/2024	5.210	14,616,000.00	14,571,579.54	14,419,280.82	14,570,240.96
1321136053	912797LJ4	UNITED STATES TREASURY	09/24/2024	5.200	50,000,000.00	49,610,000.00	49,537,777.78	49,610,115.00
1233534272	912797GK7	UNITED STATES TREASURY	08/08/2024	5.120	50,000,000.00	49,950,222.22	49,032,888.89	49,943,178.50
1322729661	912797LK1	UNITED STATES TREASURY	10/01/2024	5.175	50,000,000.00	49,561,562.50	49,504,062.50	49,566,187.50
1318202531	912797GW1	UNITED STATES TREASURY	10/03/2024	5.189	50,000,000.00	49,545,918.75	49,430,596.53	49,552,675.50
1313231496	912797KL0	UNITED STATES TREASURY	09/19/2024	5.202	50,000,000.00	49,645,975.00	49,494,250.00	49,646,252.00
1245939489	912797KW6	UNITED STATES TREASURY	08/06/2024	5.180	50,000,000.00	49,964,027.78	49,143,861.11	49,957,259.50
1254954678	912797KX4	UNITED STATES TREASURY	08/13/2024	5.220	50,000,000.00	49,913,000.00	49,188,000.00	49,907,184.50
1276324258	912797LA3	UNITED STATES TREASURY	09/03/2024	5.210	50,000,000.00	49,761,208.33	49,261,916.67	49,758,062.00
1296179567	912797LT2	UNITED STATES TREASURY	10/15/2024	5.200	50,000,000.00	49,458,333.33	49,155,000.00	49,475,208.00
1257862184	912797GL5	UNITED STATES TREASURY	09/05/2024	5.180	50,000,000.00	49,748,194.44	49,050,333.33	49,743,394.50
1251214771	912797KX4	UNITED STATES TREASURY	08/13/2024	5.220	50,000,000.00	49,913,000.00	49,137,250.00	49,907,184.50
1299109992	912797LH8	UNITED STATES TREASURY	09/17/2024	5.205	50,000,000.00	49,660,229.16	49,385,520.83	49,658,466.50
1277318831	912797KL0	UNITED STATES TREASURY	09/19/2024	5.210	50,000,000.00	49,645,430.55	49,175,083.33	49,646,252.00
1301814292	912797LK1	UNITED STATES TREASURY	10/01/2024	5.197	50,000,000.00	49,559,698.61	49,299,848.61	49,566,187.50
1258553876	912797JU2	UNITED STATES TREASURY	08/01/2024	5.215	50,000,000.00	50,000,000.00	49,319,152.78	49,992,800.00
1267645100	912797KB2	UNITED STATES TREASURY	08/15/2024	5.210	50,000,000.00	49,898,694.45	49,319,805.56	49,893,167.50
1291170699	912797LH8	UNITED STATES TREASURY	09/17/2024	5.215	50,000,000.00	49,659,576.39	49,297,423.61	49,658,466.50
1263432485	912797KZ9	UNITED STATES TREASURY	08/27/2024	5.210	50,000,000.00	49,811,861.11	49,160,611.11	49,807,688.50
1325384025	912797HE0	UNITED STATES TREASURY	10/31/2024	5.125	50,000,000.00	49,352,256.94	49,309,548.61	49,363,929.00
1257862193	912797KY2	UNITED STATES TREASURY	08/20/2024	5.230	50,000,000.00	49,861,986.11	49,157,388.89	49,857,541.50
1269592537	912797LG0	UNITED STATES TREASURY	09/10/2024	5.220	50,000,000.00	49,710,000.00	49,144,500.00	49,708,128.00
1326308856	912797LT2	UNITED STATES TREASURY	10/15/2024	5.145	50,000,000.00	49,464,062.50	49,442,625.00	49,475,208.00
1256327606	912797GL5	UNITED STATES TREASURY	09/05/2024	5.190	50,000,000.00	49,747,708.33	49,048,500.00	49,743,394.50
1276324261	912797LA3	UNITED STATES TREASURY	09/03/2024	5.210	50,000,000.00	49,761,208.33	49,261,916.67	49,758,062.00
1299996664	912797LJ4	UNITED STATES TREASURY	09/24/2024	5.190	50,000,000.00	49,610,750.00	49,344,041.67	49,610,115.00

LOS ANGELES COUNTY TREASURER
TREASURER PORTFOLIO COMPARED TO MARKET VALUE
FOR THE PERIOD: JULY 1, 2024 TO JULY 31, 2024
FUND: POOLED SURPLUS INVESTMENTS
ATTACHMENT X

Security ID	CUSIP	Description	Final Maturity	Face Rate	PAR	Amortized Cost	Historical Cost	Market Value
1297278192	912797KL0	UNITED STATES TREASURY	09/19/2024	5.221	33,571,000.00	33,332,432.35	33,127,945.79	33,333,486.52
1251776850	912797KX4	UNITED STATES TREASURY	08/13/2024	5.230	50,000,000.00	49,912,833.33	49,150,125.00	49,907,184.50
1253964806	912797KB2	UNITED STATES TREASURY	08/15/2024	5.170	50,000,000.00	49,899,472.22	49,174,236.11	49,893,167.50
1319827952	912797LS4	UNITED STATES TREASURY	10/08/2024	5.193	50,000,000.00	49,509,550.00	49,408,575.00	49,504,800.00
1296179571	912797KK2	UNITED STATES TREASURY	09/12/2024	5.225	50,000,000.00	49,695,208.33	49,375,902.78	49,693,793.00
1274218426	912797LH8	UNITED STATES TREASURY	09/17/2024	5.220	50,000,000.00	49,659,250.00	49,137,250.00	49,658,466.50
1265568022	912797LA3	UNITED STATES TREASURY	09/03/2024	5.230	50,000,000.00	49,760,291.67	49,142,861.11	49,758,062.00
1302542936	912797LU9	UNITED STATES TREASURY	10/22/2024	5.205	50,000,000.00	49,407,208.34	49,161,416.67	49,426,065.50
1247860506	912797KW6	UNITED STATES TREASURY	08/06/2024	5.195	50,000,000.00	49,963,923.61	49,163,027.78	49,957,259.50
1323516968	912797KV8	UNITED STATES TREASURY	10/24/2024	5.155	50,000,000.00	49,398,583.34	49,348,465.28	49,411,485.00
1269592539	912797LGO	UNITED STATES TREASURY	09/10/2024	5.220	50,000,000.00	49,710,000.00	49,144,500.00	49,708,128.00
1269592533	912797KB2	UNITED STATES TREASURY	08/15/2024	5.220	50,000,000.00	49,898,500.00	49,333,000.00	49,893,167.50
1297278190	912797KL0	UNITED STATES TREASURY	09/19/2024	5.221	50,000,000.00	49,644,681.94	49,340,123.61	49,646,252.00
1264751990	912797LA3	UNITED STATES TREASURY	09/03/2024	5.220	28,296,000.00	28,160,603.64	27,807,752.52	28,159,082.45
1279964961	912797KD8	UNITED STATES TREASURY	08/29/2024	5.245	50,000,000.00	49,796,027.78	49,337,090.28	49,793,377.00
1247860512	912797GK7	UNITED STATES TREASURY	08/08/2024	5.195	50,000,000.00	49,949,493.06	49,148,597.22	49,943,178.50
1288556990	912797GL5	UNITED STATES TREASURY	09/05/2024	5.220	50,000,000.00	49,746,250.00	49,347,500.00	49,743,394.50
1301814281	912797LU9	UNITED STATES TREASURY	10/22/2024	5.205	50,000,000.00	49,407,208.33	49,146,958.33	49,426,065.50
1291933367	912797KK2	UNITED STATES TREASURY	09/12/2024	5.235	50,000,000.00	49,694,625.00	49,367,437.50	49,693,793.00
1310729159	912797GW1	UNITED STATES TREASURY	10/03/2024	5.210	50,000,000.00	49,544,125.00	49,370,458.33	49,552,675.50
1247068571	912797KW6	UNITED STATES TREASURY	08/06/2024	5.220	50,000,000.00	49,963,750.00	49,151,750.00	49,957,259.50
1274218424	912797KC0	UNITED STATES TREASURY	08/22/2024	5.210	50,000,000.00	49,848,041.67	49,327,041.67	49,843,462.50
1302542934	912797LT2	UNITED STATES TREASURY	10/15/2024	5.195	50,000,000.00	49,458,854.16	49,206,319.44	49,475,208.00
1287577210	912797LA3	UNITED STATES TREASURY	09/03/2024	5.217	20,210,000.00	20,113,341.47	19,949,314.86	20,112,208.66
1269592535	912797KC0	UNITED STATES TREASURY	08/22/2024	5.190	50,000,000.00	49,848,625.00	49,293,583.33	49,843,462.50
1257862178	912797GL5	UNITED STATES TREASURY	09/05/2024	5.180	50,000,000.00	49,748,194.44	49,050,333.33	49,743,394.50
1320364352	912797KU0	UNITED STATES TREASURY	10/17/2024	5.170	50,000,000.00	49,447,097.22	49,353,750.00	49,458,669.00
1315899654	912797KT3	UNITED STATES TREASURY	10/10/2024	5.180	50,000,000.00	49,496,388.89	49,374,083.33	49,505,385.00
1247068569	912797KW6	UNITED STATES TREASURY	08/06/2024	5.220	50,000,000.00	49,963,750.00	49,151,750.00	49,957,259.50
1309806852	912797GW1	UNITED STATES TREASURY	10/03/2024	5.210	49,856,000.00	49,401,437.92	49,206,625.60	49,409,963.79
1276324252	912797KL0	UNITED STATES TREASURY	09/19/2024	5.220	50,000,000.00	49,644,750.00	49,144,500.00	49,646,252.00
1280979204	912797KK2	UNITED STATES TREASURY	09/12/2024	5.200	50,000,000.00	49,696,666.67	49,248,888.89	49,693,793.00
1263432477	912797KZ9	UNITED STATES TREASURY	08/27/2024	5.210	50,000,000.00	49,811,861.11	49,160,611.11	49,807,688.50
1286024283	912797LH8	UNITED STATES TREASURY	09/17/2024	5.215	50,000,000.00	49,659,576.39	49,239,479.17	49,658,466.50
1291933363	912797KK2	UNITED STATES TREASURY	09/12/2024	5.235	50,000,000.00	49,694,625.00	49,367,437.50	49,693,793.00
1314590394	912797KT3	UNITED STATES TREASURY	10/10/2024	5.195	50,000,000.00	49,494,930.56	49,350,625.00	49,505,385.00
1251214774	912797KX4	UNITED STATES TREASURY	08/13/2024	5.220	50,000,000.00	49,913,000.00	49,137,250.00	49,907,184.50
1259332204	912797GK7	UNITED STATES TREASURY	08/08/2024	5.200	49,947,000.00	49,896,498.03	49,225,543.33	49,890,238.73
1326308864	912797KX4	UNITED STATES TREASURY	08/13/2024	5.260	50,000,000.00	49,912,333.34	49,890,416.67	49,907,184.50
1265568018	912797LA3	UNITED STATES TREASURY	09/03/2024	5.230	50,000,000.00	49,760,291.67	49,142,861.11	49,758,062.00
1256327598	912797KY2	UNITED STATES TREASURY	08/20/2024	5.240	50,000,000.00	49,861,722.22	49,155,777.78	49,857,541.50
1328079273	912797LJ4	UNITED STATES TREASURY	09/24/2024	5.240	50,000,000.00	49,607,000.00	49,599,722.22	49,610,115.00
1279964958	912797KC0	UNITED STATES TREASURY	08/22/2024	5.240	50,000,000.00	49,847,166.67	49,388,666.67	49,843,462.50
1246434253	912797KW6	UNITED STATES TREASURY	08/06/2024	5.230	50,000,000.00	49,963,680.56	49,142,861.11	49,957,259.50
1256327600	912797GL5	UNITED STATES TREASURY	09/05/2024	5.190	50,000,000.00	49,747,708.33	49,048,500.00	49,743,394.50
1328079271	912797LJ4	UNITED STATES TREASURY	09/24/2024	5.240	50,000,000.00	49,607,000.00	49,599,722.22	49,610,115.00
1272397600	912797LA3	UNITED STATES TREASURY	09/03/2024	5.220	50,000,000.00	49,760,750.00	49,209,750.00	49,758,062.00
1313231497	912797KL0	UNITED STATES TREASURY	09/19/2024	5.202	9,263,000.00	9,197,413.33	9,169,304.76	9,197,464.65
1249633282	912797KW6	UNITED STATES TREASURY	08/06/2024	5.200	50,000,000.00	49,963,888.89	49,183,888.89	49,957,259.50
1296179577	912797LT2	UNITED STATES TREASURY	10/15/2024	5.200	50,000,000.00	49,458,333.33	49,155,000.00	49,475,208.00
1320364354	912797KU0	UNITED STATES TREASURY	10/17/2024	5.170	50,000,000.00	49,447,097.22	49,353,750.00	49,458,669.00
1294109459	912797LJ4	UNITED STATES TREASURY	09/24/2024	5.200	50,000,000.00	49,610,000.00	49,285,000.00	49,610,115.00
1275635408	912797KC0	UNITED STATES TREASURY	08/22/2024	5.240	50,000,000.00	49,847,166.67	49,337,722.22	49,843,462.50
1274218433	912797LH8	UNITED STATES TREASURY	09/17/2024	5.220	50,000,000.00	49,659,250.00	49,137,250.00	49,658,466.50
1247860513	912797GK7	UNITED STATES TREASURY	08/08/2024	5.195	50,000,000.00	49,949,493.06	49,148,597.22	49,943,178.50
1299109983	912797LH8	UNITED STATES TREASURY	09/17/2024	5.205	50,000,000.00	49,660,229.16	49,385,520.83	49,658,466.50
1296179568	912797KK2	UNITED STATES TREASURY	09/12/2024	5.225	50,000,000.00	49,695,208.33	49,375,902.78	49,693,793.00
1266822541	912797LA3	UNITED STATES TREASURY	09/03/2024	5.210	50,000,000.00	49,761,208.33	49,160,611.11	49,758,062.00
1269592541	912797KB2	UNITED STATES TREASURY	08/15/2024	5.220	50,000,000.00	49,898,500.00	49,333,000.00	49,893,167.50
1287577214	912797LA3	UNITED STATES TREASURY	09/03/2024	5.217	50,000,000.00	49,760,864.58	49,355,059.03	49,758,062.00
1268318787	912797KB2	UNITED STATES TREASURY	08/15/2024	5.220	50,000,000.00	49,898,500.00	49,325,750.00	49,893,167.50
1279243188	912797KD8	UNITED STATES TREASURY	08/29/2024	5.240	50,000,000.00	49,796,222.22	49,330,444.44	49,793,377.00
1253208849	912797KY2	UNITED STATES TREASURY	08/20/2024	5.220	50,000,000.00	49,862,250.00	49,137,250.00	49,857,541.50
1286827025	912797GL5	UNITED STATES TREASURY	09/05/2024	5.220	41,010,000.00	40,801,874.25	40,462,926.60	40,799,532.17
1311532402	912797GW1	UNITED STATES TREASURY	10/03/2024	5.200	30,533,000.00	30,255,149.70	30,153,712.29	30,259,836.82

LOS ANGELES COUNTY TREASURER
TREASURER PORTFOLIO COMPARED TO MARKET VALUE
FOR THE PERIOD: JULY 1, 2024 TO JULY 31, 2024
FUND: POOLED SURPLUS INVESTMENTS
ATTACHMENT X

Security ID	CUSIP	Description	Final Maturity	Face Rate	PAR	Amortized Cost	Historical Cost	Market Value	
1301814286	912797LK1	UNITED STATES TREASURY	10/01/2024	5.195	50,000,000.00	49,559,868.05	49,307,333.33	49,566,187.50	
1257862185	912797KY2	UNITED STATES TREASURY	08/20/2024	5.230	50,000,000.00	49,861,986.11	49,157,388.89	49,857,541.50	
1298306483	912797LS4	UNITED STATES TREASURY	10/08/2024	5.184	50,000,000.00	49,510,400.00	49,215,200.00	49,504,800.00	
1326308855	912797KV8	UNITED STATES TREASURY	10/24/2024	5.140	50,000,000.00	49,400,333.34	49,378,916.67	49,411,485.00	
1253208847	912797KY2	UNITED STATES TREASURY	08/20/2024	5.220	50,000,000.00	49,862,250.00	49,137,250.00	49,857,541.50	
1277318832	912797KL0	UNITED STATES TREASURY	09/19/2024	5.210	50,000,000.00	49,645,430.55	49,175,083.33	49,646,252.00	
1302542925	912797LT2	UNITED STATES TREASURY	10/15/2024	5.195	50,000,000.00	49,458,854.16	49,206,319.44	49,475,208.00	
1318202532	912797GW1	UNITED STATES TREASURY	10/03/2024	5.189	17,558,000.00	17,398,544.83	17,358,048.28	17,400,917.53	
1276324259	912797KL0	UNITED STATES TREASURY	09/19/2024	5.220	50,000,000.00	49,644,750.00	49,144,500.00	49,646,252.00	
US T-BILL GOVERNMENT TOTAL						7,724,918,000.00	7,680,396,686.66	7,612,689,272.72	7,680,397,014.19
821809591	91282CDH1	UNITED STATES TREASURY	11/15/2024	0.750	50,000,000.00	49,972,402.95	49,717,000.00	49,357,422.00	
821809322	91282CAY7	UNITED STATES TREASURY	11/30/2027	0.625	50,000,000.00	49,970,007.90	49,937,500.00	44,632,813.00	
821809135	91282CAY7	UNITED STATES TREASURY	11/30/2027	0.625	50,000,000.00	49,977,664.59	49,953,125.00	44,632,813.00	
821809634	91282CBT7	UNITED STATES TREASURY	03/31/2026	0.750	50,000,000.00	49,921,914.25	49,766,000.00	47,042,969.00	
821809139	91282CAY7	UNITED STATES TREASURY	11/30/2027	0.625	50,000,000.00	49,918,103.43	49,828,125.00	44,632,813.00	
821808956	91282CCF6	UNITED STATES TREASURY	05/31/2026	0.750	50,000,000.00	49,897,188.80	49,722,656.00	46,812,500.00	
821809318	91282CAY7	UNITED STATES TREASURY	11/30/2027	0.625	50,000,000.00	49,970,172.68	49,937,500.00	44,632,813.00	
821809866	91282CBT7	UNITED STATES TREASURY	03/31/2026	0.750	50,000,000.00	49,883,402.64	49,650,400.00	47,042,969.00	
821809333	91282CBT7	UNITED STATES TREASURY	03/31/2026	0.750	50,000,000.00	49,883,402.64	49,650,400.00	47,042,969.00	
821809152	91282CAY7	UNITED STATES TREASURY	11/30/2027	0.625	50,000,000.00	49,959,003.54	49,914,062.50	44,632,813.00	
821809628	91282CBT7	UNITED STATES TREASURY	03/31/2026	0.750	50,000,000.00	49,921,914.25	49,766,000.00	47,042,969.00	
821810710	91282CAV3	UNITED STATES TREASURY	11/15/2030	0.875	50,000,000.00	50,000,000.00	50,000,000.00	41,371,094.00	
821809320	91282CAY7	UNITED STATES TREASURY	11/30/2027	0.625	50,000,000.00	49,970,172.68	49,937,500.00	44,632,813.00	
821809208	91282CCF6	UNITED STATES TREASURY	05/31/2026	0.750	50,000,000.00	49,897,188.80	49,722,656.00	46,812,500.00	
821809615	91282CCF6	UNITED STATES TREASURY	05/31/2026	0.750	50,000,000.00	49,897,188.80	49,722,656.00	46,812,500.00	
821809137	91282CAY7	UNITED STATES TREASURY	11/30/2027	0.625	50,000,000.00	49,977,664.59	49,953,125.00	44,632,813.00	
821809314	91282CAY7	UNITED STATES TREASURY	11/30/2027	0.625	50,000,000.00	49,959,003.54	49,914,062.50	44,632,813.00	
821809570	91282CBT7	UNITED STATES TREASURY	03/31/2026	0.750	50,000,000.00	49,889,255.86	49,667,950.00	47,042,969.00	
821809316	91282CAY7	UNITED STATES TREASURY	11/30/2027	0.625	50,000,000.00	49,959,003.54	49,914,062.50	44,632,813.00	
821809609	91282CBW0	UNITED STATES TREASURY	04/30/2026	0.750	50,000,000.00	49,948,856.60	49,855,000.00	46,929,687.50	
821809226	91282CCF6	UNITED STATES TREASURY	05/31/2026	0.750	50,000,000.00	49,897,188.80	49,722,656.00	46,812,500.00	
821809146	91282CAY7	UNITED STATES TREASURY	11/30/2027	0.625	50,000,000.00	49,918,103.43	49,828,125.00	44,632,813.00	
821809663	91282CBT7	UNITED STATES TREASURY	03/31/2026	0.750	50,000,000.00	49,889,255.86	49,667,950.00	47,042,969.00	
821809622	91282CCF6	UNITED STATES TREASURY	05/31/2026	0.750	50,000,000.00	49,897,188.80	49,722,656.00	46,812,500.00	
821809144	91282CAY7	UNITED STATES TREASURY	11/30/2027	0.625	50,000,000.00	49,918,103.43	49,828,125.00	44,632,813.00	
821810741	91282CCV1	UNITED STATES TREASURY	08/31/2028	1.125	50,000,000.00	49,696,007.56	49,484,375.00	44,550,781.50	
821809278	91282CBT7	UNITED STATES TREASURY	03/31/2026	0.750	50,000,000.00	49,883,402.64	49,650,400.00	47,042,969.00	
821809590	91282CDH1	UNITED STATES TREASURY	11/15/2024	0.750	50,000,000.00	49,972,402.95	49,717,000.00	49,357,422.00	
821809134	91282CAY7	UNITED STATES TREASURY	11/30/2027	0.625	50,000,000.00	49,977,664.59	49,953,125.00	44,632,813.00	
821809560	91282CBT7	UNITED STATES TREASURY	03/31/2026	0.750	50,000,000.00	49,921,914.25	49,766,000.00	47,042,969.00	
821810737	91282CAV3	UNITED STATES TREASURY	11/15/2030	0.875	50,000,000.00	49,331,118.42	48,953,143.50	41,371,094.00	
821809153	91282CAY7	UNITED STATES TREASURY	11/30/2027	0.625	50,000,000.00	49,959,003.54	49,914,062.50	44,632,813.00	
821809276	91282CBT7	UNITED STATES TREASURY	03/31/2026	0.750	50,000,000.00	49,883,402.64	49,650,400.00	47,042,969.00	
821809586	91282CDH1	UNITED STATES TREASURY	11/15/2024	0.750	50,000,000.00	49,972,402.95	49,717,000.00	49,357,422.00	
821809629	91282CBT7	UNITED STATES TREASURY	03/31/2026	0.750	50,000,000.00	49,921,914.25	49,766,000.00	47,042,969.00	
821809328	91282CBT7	UNITED STATES TREASURY	03/31/2026	0.750	50,000,000.00	49,883,402.64	49,650,400.00	47,042,969.00	
821809556	91282CBT7	UNITED STATES TREASURY	03/31/2026	0.750	50,000,000.00	49,921,914.25	49,766,000.00	47,042,969.00	
821810678	91282CCV1	UNITED STATES TREASURY	08/31/2028	1.125	50,000,000.00	49,620,912.21	49,357,000.00	44,550,781.50	
821809330	91282CBT7	UNITED STATES TREASURY	03/31/2026	0.750	50,000,000.00	49,883,402.64	49,650,400.00	47,042,969.00	
821809528	91282CAV3	UNITED STATES TREASURY	11/15/2030	0.875	50,000,000.00	50,000,000.00	50,000,000.00	41,371,094.00	
821809147	91282CAY7	UNITED STATES TREASURY	11/30/2027	0.625	50,000,000.00	49,918,103.43	49,828,125.00	44,632,813.00	
821809324	91282CAY7	UNITED STATES TREASURY	11/30/2027	0.625	50,000,000.00	49,970,007.90	49,937,500.00	44,632,813.00	
821809132	91282CAY7	UNITED STATES TREASURY	11/30/2027	0.625	50,000,000.00	49,977,664.59	49,953,125.00	44,632,813.00	
821809666	91282CBT7	UNITED STATES TREASURY	03/31/2026	0.750	50,000,000.00	49,889,255.86	49,667,950.00	47,042,969.00	
821809638	91282CBW0	UNITED STATES TREASURY	04/30/2026	0.750	50,000,000.00	49,948,856.60	49,855,000.00	46,929,687.50	
821809873	91282CBT7	UNITED STATES TREASURY	03/31/2026	0.750	50,000,000.00	49,889,255.86	49,667,950.00	47,042,969.00	
821809326	91282CAY7	UNITED STATES TREASURY	11/30/2027	0.625	50,000,000.00	49,939,849.62	49,875,000.00	44,632,813.00	
821809524	91282CDH1	UNITED STATES TREASURY	11/15/2024	0.750	50,000,000.00	49,972,402.95	49,717,000.00	49,357,422.00	
US T-NOTE GOVERNMENT TOTAL						2,400,000,000.00	2,395,627,614.73	2,388,796,248.50	2,202,968,764.00
UST GOVERNMENT TOTAL						10,124,918,000.00	10,076,024,301.39	10,001,485,521.22	9,883,365,778.19
GRAND TOTAL						54,633,508,852.46	54,463,771,542.52	54,249,980,603.78	52,421,869,655.72

LOS ANGELES COUNTY TREASURER
 TREASURER PORTFOLIO COMPARED TO MARKET VALUE
 FOR THE PERIOD: JULY 1, 2024 TO JULY 31, 2024
 FUND: SPECIFIC PURPOSE INVESTMENTS
 ATTACHMENT X

Security ID	CUSIP	Description	Final Maturity	Face Rate	PAR	Amortized Cost	Historical Cost	Market Value
AVCCD-ANTELOPE VALLEY CCD								
821801195	3130AJTQ2	FEDERAL HOME LOAN BANKS	07/27/2040	2.030	25,230,000.00	25,230,000.00	25,230,000.00	17,036,052.90
FHLB TOTAL					25,230,000.00	25,230,000.00	25,230,000.00	17,036,052.90
AVCCD TOTAL					25,230,000.00	25,230,000.00	25,230,000.00	17,036,052.90
EL SEGUNDO UNIFIED SCHOOL DIST.								
821801197	3133EH4Z3	FEDERAL FARM CREDIT BANKS FUNDING CORP	12/27/2039	3.250	9,000,000.00	9,000,000.00	9,000,000.00	7,462,188.00
821801199	3133EH5A7	FEDERAL FARM CREDIT BANKS FUNDING CORP	12/26/2041	3.270	7,000,000.00	7,000,000.00	7,000,000.00	5,683,370.00
FFCB TOTAL					16,000,000.00	16,000,000.00	16,000,000.00	13,145,558.00
ESUSD TOTAL					16,000,000.00	16,000,000.00	16,000,000.00	13,145,558.00
FIRST5LA								
932316984	3130ATS81	FEDERAL HOME LOAN BANKS	11/03/2025	5.200	50,000,000.00	50,000,000.00	50,000,000.00	50,009,500.00
932316983	3130ATS81	FEDERAL HOME LOAN BANKS	11/03/2025	5.200	34,000,000.00	34,000,000.00	34,000,000.00	34,006,460.00
FHLB TOTAL					84,000,000.00	84,000,000.00	84,000,000.00	84,015,960.00
941898663	3134GX6S8	FEDERAL HOME LOAN MORTGAGE CORP	11/14/2025	5.210	50,000,000.00	50,000,000.00	50,000,000.00	49,972,000.00
FHLMC TOTAL					50,000,000.00	50,000,000.00	50,000,000.00	49,972,000.00
FIRST5LA TOTAL					134,000,000.00	134,000,000.00	134,000,000.00	133,987,960.00
GF - GENERAL FUND								
821801187	35272RPVLAC	RPV TAX ALLOCATION BOND 1997	12/02/2027	5.000	2,060,000.00	2,060,000.00	2,060,000.00	2,060,000.00
LONG TERM BDS TOTAL					2,060,000.00	2,060,000.00	2,060,000.00	2,060,000.00
GF TOTAL					2,060,000.00	2,060,000.00	2,060,000.00	2,060,000.00
PHHPA-PH HABITAT PRESERVATION AU								
821801198	3133EMW65	FEDERAL FARM CREDIT BANKS FUNDING CORP	07/29/2041	2.500	22,675,000.00	22,675,000.00	22,675,000.00	16,054,126.75
FFCB TOTAL					22,675,000.00	22,675,000.00	22,675,000.00	16,054,126.75
821801196	3134GWSD9	FEDERAL HOME LOAN MORTGAGE CORP	08/27/2043	2.000	9,500,000.00	9,500,000.00	9,500,000.00	5,959,350.00
FHLMC TOTAL					9,500,000.00	9,500,000.00	9,500,000.00	5,959,350.00
1265565669	912797LC9	UNITED STATES TREASURY	11/07/2024	5.140	4,100,000.00	4,042,631.89	3,993,459.22	4,044,165.38
UST BILL TOTAL					4,100,000.00	4,042,631.89	3,993,459.22	4,044,165.38
PHHPA TOTAL					36,275,000.00	36,217,631.89	36,168,459.22	26,057,642.13
SCP61 - SCAQMD - GENERAL FUND								
951495021	3133EN3M0	FEDERAL FARM CREDIT BANKS FUNDING CORP	12/05/2024	4.625	10,000,000.00	10,003,137.07	10,018,200.00	9,969,700.00
FFCB TOTAL					10,000,000.00	10,003,137.07	10,018,200.00	9,969,700.00
1302540523	912796ZV4	UNITED STATES TREASURY	12/26/2024	5.120	20,000,000.00	19,581,866.67	19,482,311.11	19,609,360.60
1221234606	912797HP5	UNITED STATES TREASURY	11/29/2024	4.800	10,000,000.00	9,840,000.00	9,645,333.33	9,834,987.50
1163559893	912797HP5	UNITED STATES TREASURY	11/29/2024	4.660	10,000,000.00	9,844,666.67	9,554,711.11	9,834,987.50
UST BILL TOTAL					40,000,000.00	39,266,533.34	38,682,355.55	39,279,335.60
SCP61 - SCAQMD GENERAL FUND TOTAL					50,000,000.00	49,269,670.41	48,700,555.55	49,249,035.60
SCP66 - SCAQMD CMP AB SPE REV FD								
1302540522	912796ZV4	UNITED STATES TREASURY	12/26/2024	5.120	10,000,000.00	9,790,933.34	9,741,155.56	9,804,680.30
1163559883	912797HP5	UNITED STATES TREASURY	11/29/2024	4.660	10,000,000.00	9,844,666.67	9,554,711.11	9,834,987.50
UST BILL TOTAL					20,000,000.00	19,635,600.01	19,295,866.67	19,639,667.80
SCP66 - SCAQMD CMP AB SPE REV FD TOTAL								
SCP6G - SCAQMD - INVESTMENT								
1221234607	912797HP5	UNITED STATES TREASURY	11/29/2024	4.800	10,000,000.00	9,840,000.00	9,645,333.33	9,834,987.50
UST BILL TOTAL					10,000,000.00	9,840,000.00	9,645,333.33	9,834,987.50
SCP6G - SCAQMD INVESTMENT TOTAL					10,000,000.00	9,840,000.00	9,645,333.33	9,834,987.50
SCP9A - SCAQMD - FD66 SPE REV FD								
1221234608	912797HP5	UNITED STATES TREASURY	11/29/2024	4.800	20,000,000.00	19,680,000.00	19,290,666.67	19,669,975.00
UST BILL TOTAL					20,000,000.00	19,680,000.00	19,290,666.67	19,669,975.00
SCP9A - SCAQMD - FD66 SPE REV FD TOTAL					20,000,000.00	19,680,000.00	19,290,666.67	19,669,975.00

LOS ANGELES COUNTY TREASURER
 TREASURER PORTFOLIO COMPARED TO MARKET VALUE
 FOR THE PERIOD: JULY 1, 2024 TO JULY 31, 2024
 FUND: SPECIFIC PURPOSE INVESTMENTS
 ATTACHMENT X

Security ID	CUSIP	Description	Final Maturity	Face Rate	PAR	Amortized Cost	Historical Cost	Market Value
SCU5F - SCAQMD CLEAN FUELS PROG								
1302540524	912796ZV4	UNITED STATES TREASURY	12/26/2024	5.120	10,000,000.00	9,790,933.34	9,741,155.56	9,804,680.30
1163559887	912797HP5	UNITED STATES TREASURY	11/29/2024	4.660	20,000,000.00	19,689,333.33	19,109,422.22	19,669,975.00
UST BILL TOTAL					30,000,000.00	29,480,266.67	28,850,577.78	29,474,655.30
SCU5F - SCAQMD CLEAN FUELS PROG TOTAL					30,000,000.00	29,480,266.67	28,850,577.78	29,474,655.30
SCAQMD - SOUTH COAST AIR QUALITY MG								
841762248	SOFCLAIFMMF	S OF C LAIF	12/31/2024		29,197.19	29,197.19	29,197.19	29,197.19
1179317493	SOFCLAIFMMF	S OF C LAIF	12/31/2024		385,394.41	385,394.41	385,394.41	385,394.41
1119045543	SOFCLAIFMMF	S OF C LAIF	12/31/2024		342,844.91	342,844.91	342,844.91	342,844.91
888240922	SOFCLAIFMMF	S OF C LAIF	12/31/2024		69,421.99	69,421.99	69,421.99	69,421.99
1315865883	SOFCLAIFMMF	S OF C LAIF	12/31/2024		441,861.28	441,861.28	441,861.28	441,861.28
1019883116	SOFCLAIFMMF	S OF C LAIF	12/31/2024		252,547.20	252,547.20	252,547.20	252,547.20
821801181	SOFCLAIFMMF	S OF C LAIF	12/31/2024		37,031,925.48	37,031,925.48	37,031,925.48	37,031,925.48
928828368	SOFCLAIFMMF	S OF C LAIF	12/31/2024		126,406.68	126,406.68	126,406.68	126,406.68
1249649042	SOFCLAIFMMF	S OF C LAIF	12/31/2024		414,010.37	414,010.37	414,010.37	414,010.37
1067192516	SOFCLAIFMMF	S OF C LAIF	12/31/2024		315,309.75	315,309.75	315,309.75	315,309.75
974008792	SOFCLAIFMMF	S OF C LAIF	12/31/2024		194,729.00	194,729.00	194,729.00	194,729.00
MMFUND TOTAL					39,603,648.26	39,603,648.26	39,603,648.26	39,603,648.26
SCAQMD TOTAL					39,603,648.26	39,603,648.26	39,603,648.26	39,603,648.26
SLIM - SCHOOLS LINKED INSURANCE MG								
1249649045	SOFCLAIFMMF	S OF C LAIF	12/31/2024		38,349.08	38,349.08	38,349.08	38,349.08
1179317495	SOFCLAIFMMF	S OF C LAIF	12/31/2024		35,698.43	35,698.43	35,698.43	35,698.43
888240666	SOFCLAIFMMF	S OF C LAIF	12/31/2024		6,430.44	6,430.44	6,430.44	6,430.44
858252079	SOFCLAIFMMF	S OF C LAIF	12/31/2024		2,704.49	2,704.49	2,704.49	2,704.49
1119044120	SOFCLAIFMMF	S OF C LAIF	12/31/2024		31,757.14	31,757.14	31,757.14	31,757.14
821801178	SOFCLAIFMMF	S OF C LAIF	12/31/2024		3,430,204.55	3,430,204.55	3,430,204.55	3,430,204.55
974008832	SOFCLAIFMMF	S OF C LAIF	12/31/2024		18,037.42	18,037.42	18,037.42	18,037.42
1315866188	SOFCLAIFMMF	S OF C LAIF	12/31/2024		40,928.86	40,928.86	40,928.86	40,928.86
1067192408	SOFCLAIFMMF	S OF C LAIF	12/31/2024		29,206.61	29,206.61	29,206.61	29,206.61
928828246	SOFCLAIFMMF	S OF C LAIF	12/31/2024		11,708.84	11,708.84	11,708.84	11,708.84
1019882651	SOFCLAIFMMF	S OF C LAIF	12/31/2024		23,393.02	23,393.02	23,393.02	23,393.02
MMFUND TOTAL					3,668,418.88	3,668,418.88	3,668,418.88	3,668,418.88
SLIM TOTAL					3,668,418.88	3,668,418.88	3,668,418.88	3,668,418.88
WASIA - WHITTIER AREA SCHOOLS INS								
1315867195	SOFCLAIFMMF	S OF C LAIF	12/31/2024		494.44	494.44	494.44	494.44
1249649044	SOFCLAIFMMF	S OF C LAIF	12/31/2024		463.27	463.27	463.27	463.27
821801182	SOFCLAIFMMF	S OF C LAIF	12/31/2024		41,438.47	41,438.47	41,438.47	41,438.47
888240807	SOFCLAIFMMF	S OF C LAIF	12/31/2024		77.68	77.68	77.68	77.68
1067192501	SOFCLAIFMMF	S OF C LAIF	12/31/2024		352.83	352.83	352.83	352.83
928828020	SOFCLAIFMMF	S OF C LAIF	12/31/2024		141.45	141.45	141.45	141.45
841763124	SOFCLAIFMMF	S OF C LAIF	12/31/2024		32.67	32.67	32.67	32.67
974008805	SOFCLAIFMMF	S OF C LAIF	12/31/2024		217.90	217.90	217.90	217.90
1019883193	SOFCLAIFMMF	S OF C LAIF	12/31/2024		282.60	282.60	282.60	282.60
1119058422	SOFCLAIFMMF	S OF C LAIF	12/31/2024		383.64	383.64	383.64	383.64
1179317491	SOFCLAIFMMF	S OF C LAIF	12/31/2024		431.25	431.25	431.25	431.25
MMFUND TOTAL					44,316.20	44,316.20	44,316.20	44,316.20
WASIA TOTAL					44,316.20	44,316.20	44,316.20	44,316.20
GRAND TOTAL					386,881,383.34	384,729,552.32	382,557,842.56	363,471,917.57

LOS ANGELES COUNTY TREASURER
TRUSTEE & MANAGED FUNDS
AS OF JULY 31, 2024
TRUSTEE: DEUTSCHE BANK
ATTACHMENT XI

ISSUE DATE	FUND TITLE	FUND BALANCE
08/31/11	HIGH DESERT COMPLEX SOLAR PROJECTS 2011 QECB	<u>2,930,306.24</u>
	DEUTSCHE BANK - TRUSTEE TOTAL	<u><u>\$2,930,306.24</u></u>

LOS ANGELES COUNTY TREASURER
TRUSTEE & MANAGED FUNDS
AS OF JULY 31, 2024
TRUSTEE: BANK OF NEW YORK MELLON TRUST COMPANY
ATTACHMENT XI

ISSUE DATE	FUND TITLE	FUND BALANCE
03/08/06	CCTSA TOBACCO BONDS 2006	1.00
06/10/20	CCTSA TOBACCO BONDS 2020	22,943,235.97
01/30/03	FLOOD CONTROL REFUNDING SER 2003A & 2005A	41.81
12/21/11	LAC-CAL 2011 SERIES A	1,919.34
12/11/96	LACPWFA REFUNDING 1996 SERIES A & B	333,018.84
	BANK OF NEW YORK MELLON TRUST COMPANY - TRUSTEE TOTAL	<u><u>\$23,278,216.96</u></u>

LOS ANGELES COUNTY TREASURER
TRUSTEE & MANAGED FUNDS
AS OF JULY 31, 2024
TRUSTEE: U.S. BANK
ATTACHMENT XI

ISSUE DATE	FUND TITLE	FUND BALANCE
04/05/19	LAC-CAL 2019 COMMERCIAL PAPER	25,381,108.16
07/26/18	LEASE REVENUE BONDS (2018 SERIES A & B)	23,470,477.21
03/02/05	MASTER REFUNDING 2005A	10,092.11
11/23/10	MULTIPLE CAPITAL FAC PROJ I A & B (2010)	97,806,139.47
11/03/20	LEASE REVENUE BONDS (2020 SERIES A LACMA)	4,102.27
07/20/22	CFD NO. 2021-01 IMPROVEMENT AREA 1 SERIES 2022	8,571,782.51
	U.S. BANK - TRUSTEE TOTAL	<u><u>\$155,243,701.73</u></u>

LOS ANGELES COUNTY TREASURER
TRUSTEE & MANAGED FUNDS
AS OF JULY 31, 2024
TRUSTEE: ZIONS BANK
ATTACHMENT XI

ISSUE DATE	FUND TITLE	FUND BALANCE
02/04/15	MULTIPLE CAPITAL PROJECTS (2015 SERIES A)	4,063,659.71
09/02/15	MULTIPLE CAPITAL PROJECTS (2015 SERIES B & C)	15,408,232.16
03/17/16	LEASE REVENUE BONDS (2016 SERIES D)	1,335,018.07
10/28/21	LACPWFA LEASE REVENUE BONDS (2021 SERIES F)	9,828,019.46
04/13/22	LACRFA LEASE REVENUE REFUNDING BONDS 2022	4,610,050.30
ZIONS BANK - TRUSTEE TOTAL		<u><u>\$35,244,979.70</u></u>

LOS ANGELES COUNTY TREASURER
TRUSTEE & MANAGED FUNDS
AS OF JULY 31, 2024
TRUSTEE: LOS ANGELES COUNTY
ATTACHMENT XI

ISSUE DATE	FUND TITLE	FUND BALANCE
	SPECIAL SAFEKEEPING (KNOX-KEENE)	<u>311,920.95</u>
	TREASURER TOTAL	<u><u>\$311,920.95</u></u>

LOS ANGELES COUNTY TREASURER
FLOATING RATE SECURITIES - PSI NON-TRADING
AS OF JULY 31, 2024
ATTACHMENT XII

<u>INV ID</u>	<u>Instrument Description</u>	<u>Face Rate</u>	<u>Maturity Date</u>	<u>Par</u>	<u>Cost</u>	<u>Reset Provisions</u>
<u>CORPORATE AND AGENCY ISSUED</u>						
LACCAL BANS						
1052207560	LAC-CAL BAN	5.830%	06/30/25	5,000,000.00	5,000,000.00	6-month U.S. Treasury Bill + 50% at the time of draw. Interest adjusted on Jan 2 and July 1. Interest accrued to that point will be payable on that date. Reset to Bank of America prime rate on the 3rd reset date.
1215324857	LAC-CAL BAN	5.830%	06/30/26	10,000,000.00	10,000,000.00	
1318200749	LAC-CAL BAN	5.688%	06/30/27	5,000,000.00	5,000,000.00	
LACCAL BANS TOTAL				<u>20,000,000.00</u>	<u>20,000,000.00</u>	
LOS ANGELES COUNTY ISSUED TOTAL				<u>20,000,000.00</u>	<u>20,000,000.00</u>	
NTRD - PSI NON-TRADING Total				<u>20,000,000.00</u>	<u>20,000,000.00</u>	
BANS as a Percentage of Total Floating Rate Notes					100.00%	

LOS ANGELES COUNTY TREASURER
BOND ANTICIPATION NOTES / LACCAL
AS OF JULY 31, 2024
ATTACHMENT XIII

INV ID	DESCRIPTION	DRAW DATE	AMOUNT	RATE
1052207560	LAC-CAL BANS	06/14/23	5,000,000.00	5.830%
1215324857	LAC-CAL BANS	02/29/24	10,000,000.00	5.830%
1318200749	LAC-CAL BANS	07/16/24	5,000,000.00	5.688%
			<u>20,000,000.00</u>	

LOS ANGELES COUNTY TREASURER
INVENTORY REPORT - TOTALS SECTION
SECURITY TYPE GROUPING - COST & WTD AVG DAYS TO MATURITY
AS OF JULY 31, 2024
ATTACHMENT XIV

SECURITY TYPE	NON-TRADING		TRADING	
	COST	WTD AVG DTM	COST	WTD AVG DTM
AGENCIES	28,528,415,738.43	1,247.00 DAYS	0.00	0.00 DAYS
COLLATERALIZED CDS	0.00	0.00 DAYS	0.00	0.00 DAYS
NEGOTIABLE CDS	2,200,000,000.00	73.00 DAYS	0.00	0.00 DAYS
EURO CDS	0.00	0.00 DAYS	0.00	0.00 DAYS
CORP & DEPOSIT NOTES	0.00	0.00 DAYS	0.00	0.00 DAYS
BANKERS ACCEPTANCE	0.00	0.00 DAYS	0.00	0.00 DAYS
COMMERCIAL PAPER	13,616,049,094.68	44.00 DAYS	0.00	0.00 DAYS
MUNICIPALS	43,282,408.02	371.00 DAYS	0.00	0.00 DAYS
GOVERNMENTS	10,076,024,301.39	252.00 DAYS	0.00	0.00 DAYS
REPURCHASE AGREEMENT	0.00	0.00 DAYS	0.00	0.00 DAYS
ASSET BACKED	0.00	0.00 DAYS	0.00	0.00 DAYS
OTHER	0.00	0.00 DAYS	0.00	0.00 DAYS
TOTAL	\$54,463,771,542.52	713.00 DAYS	\$0.00	0.00 DAYS

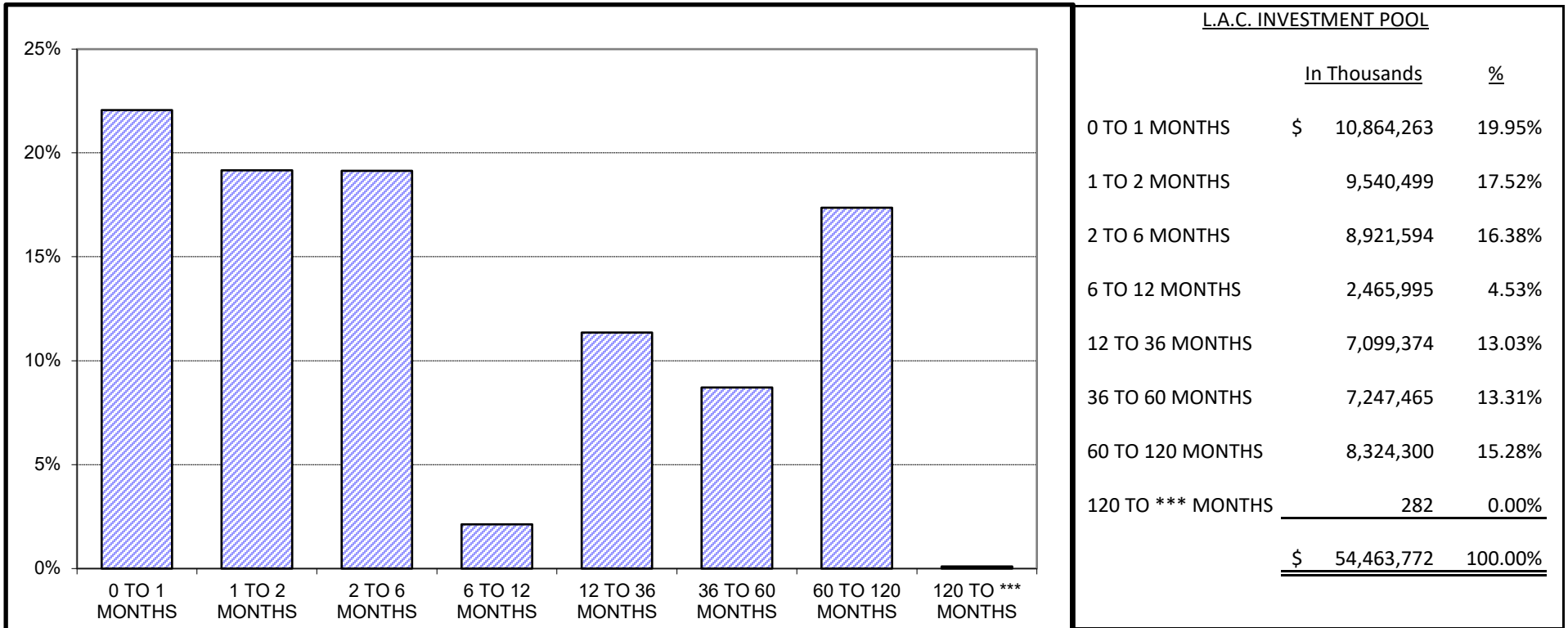
LOS ANGELES COUNTY TREASURER
INVENTORY REPORT - TOTALS SECTION
MATURITY RANGE GROUPING
AS OF JULY 31, 2024
ATTACHMENT XV

Maturity Range	Date Range	Amortized Cost	%
PSI - NTRD/TRD			
0 to 1 Months	08/01/24 - 08/31/24	\$ 10,864,262,554.64	19.95%
1 to 2 Months	09/01/24 - 09/30/24	\$ 9,540,498,438.80	17.52%
2 to 3 Months	10/01/24 - 10/31/24	\$ 6,398,900,350.07	11.75%
3 to 4 Months	11/01/24 - 11/30/24	\$ 884,791,742.27	1.62%
4 to 5 Months	12/01/24 - 12/31/24	\$ 1,587,901,774.96	2.92%
5 to 6 Months	01/01/25 - 01/31/25	\$ 50,000,000.00	0.09%
6 to 12 Months	02/01/25 - 07/31/25	\$ 2,465,995,347.10	4.53%
12 to 24 Months	08/01/25 - 07/31/26	\$ 3,510,700,590.32	6.45%
24 to 36 Months	08/01/26 - 07/31/27	\$ 3,588,673,081.08	6.59%
36 to 48 Months	08/01/27 - 07/31/28	\$ 2,692,554,678.37	4.94%
48 to 60 Months	08/01/28 - 07/31/29	\$ 4,554,910,633.43	8.36%
60 to 120 Months	08/01/29 - 07/31/34	\$ 8,324,299,943.46	15.28%
120 to *** Months	08/01/34 -	\$ 282,408.02	0.00%
Portfolio Total:		\$ 54,463,771,542.52	100.00%
AVCCD			
120 to *** Months	08/01/34 -	\$ 25,230,000.00	100.0%
Portfolio Total:		\$ 25,230,000.00	100.0%
ESUSD			
120 to *** Months	08/01/34 -	\$ 16,000,000.00	100.0%
Portfolio Total:		\$ 16,000,000.00	100.0%
FIRST5LA			
12 to 24 Months	08/01/25 - 07/31/26	\$ 134,000,000.00	100.0%
Portfolio Total:		\$ 134,000,000.00	100.0%
GF			
36 to 48 Months	08/01/27 - 07/31/28	\$ 2,060,000.00	100.0%
Portfolio Total:		\$ 2,060,000.00	100.0%
PHHPA			
3 to 4 Months	11/01/24 - 11/30/24	\$ 4,042,631.89	11.2%
120 to *** Months	08/01/34 -	\$ 32,175,000.00	88.8%
Portfolio Total:		\$ 36,217,631.89	100.0%
SCP61			
3 to 4 Months	11/01/24 - 11/30/24	\$ 19,684,666.67	40.0%
4 to 5 Months	12/01/24 - 12/31/24	\$ 29,585,003.74	60.0%
Portfolio Total:		\$ 49,269,670.41	100.0%
SCP66			
3 to 4 Months	11/01/24 - 11/30/24	\$ 9,844,666.67	50.1%
4 to 5 Months	12/01/24 - 12/31/24	\$ 9,790,933.34	49.9%
Portfolio Total:		\$ 19,635,600.01	100.0%

LOS ANGELES COUNTY TREASURER
 INVENTORY REPORT - TOTALS SECTION
 MATURITY RANGE GROUPING
 AS OF JULY 31, 2024
 ATTACHMENT XV

Maturity Range	Date Range	Amortized Cost	%
SCP6G			
3 to 4 Months	11/01/24 - 11/30/24	\$ 9,840,000.00	100.0%
Portfolio Total:		\$ 9,840,000.00	100.0%
SCP9A			
3 to 4 Months	11/01/24 - 11/30/24	\$ 19,680,000.00	100.0%
Portfolio Total:		\$ 19,680,000.00	100.0%
SCU5F			
3 to 4 Months	11/01/24 - 11/30/24	\$ 19,689,333.33	66.8%
4 to 5 Months	12/01/24 - 12/31/24	\$ 9,790,933.34	33.2%
Portfolio Total:		\$ 29,480,266.67	100.0%
SCAQMD			
4 to 5 Months	12/01/24 - 12/31/24	\$ 39,603,648.26	100.0%
Portfolio Total:		\$ 39,603,648.26	100.0%
SLIM			
4 to 5 Months	12/01/24 - 12/31/24	\$ 3,668,418.88	100.0%
Portfolio Total:		\$ 3,668,418.88	100.0%
WASIA			
4 to 5 Months	12/01/24 - 12/31/24	\$ 44,316.20	100.0%
Portfolio Total:		\$ 44,316.20	100.0%

**LOS ANGELES COUNTY TREASURER
COMPOSITION OF PSI PORTFOLIO BY MATURITY
AS OF JULY 31, 2024
ATTACHMENT XVI**



Maturity Limits Are In Compliance With The Los Angeles County Treasurer's Investment Policy.

**LOCAL AGENCY INVESTMENT FUND
FOR SPECIFIC INVESTMENTS
AS OF JULY 31, 2024
ATTACHMENT XVII**

ISSUE DATE	FUND TITLE	FUND BALANCE
	SOUTH COAST AIR QUALITY MGMT DISTRICT (SCAQMD)	\$39,603,648.26
	SCHOOLS LINKED FOR INSURANCE MANAGEMENT (SLIM)	3,668,418.88
	WHITTIER AREA SCHOOLS INSURANCE AUTHORITY (WASIA)	<u>44,316.20</u>
	LAIF TOTAL	<u><u>\$43,316,383.34</u></u>

Fiona Ma, CPA

Treasurer

State of California



**POOLED MONEY
INVESTMENT BOARD REPORT**

JUNE 30, 2024

STATE OF CALIFORNIA
STATE TREASURER'S OFFICE

POOLED MONEY INVESTMENT BOARD REPORT

JUNE 2024

TABLE OF CONTENTS

SUMMARY.....	01
SELECTED INVESTMENT DATA.....	02
PORTFOLIO COMPOSITION.....	03
INVESTMENT TRANSACTIONS.....	04
TIME DEPOSITS.....	31
BANK DEMAND DEPOSITS.....	37
POOLED MONEY INVESTMENT BOARD DESIGNATION...	38



POOLED MONEY INVESTMENT ACCOUNT

Summary of Investment Data A Comparison of June 2024 with June 2023

(Dollars In Thousands)

	June 2024	June 2023	Change
Average Daily Portfolio (\$)	173,192,258	181,590,032	-8,397,774
Accrued Earnings (\$)	635,923	472,701	+163,222
Effective Yield (%)	4.480	3.167	+1.313
Average Life-Month End (In Days)	217	260	-43
Total Security Transactions			
Amount (\$)	54,236,683	52,088,682	+2,148,001
Number	1,096	1,050	+46
Total Time Deposit Transactions			
Amount (\$)	1,501,000	1,723,000	-222,000
Number	45	52	-7
Average Workday Investment Activity (\$)	2,786,884	2,445,986	+340,898
Prescribed Demand Account Balances For Services (\$)	249,000	240,000	+9,000



Selected Investment Data Analysis of the Pooled Money Investment Account Portfolio

(Dollars In Thousands)

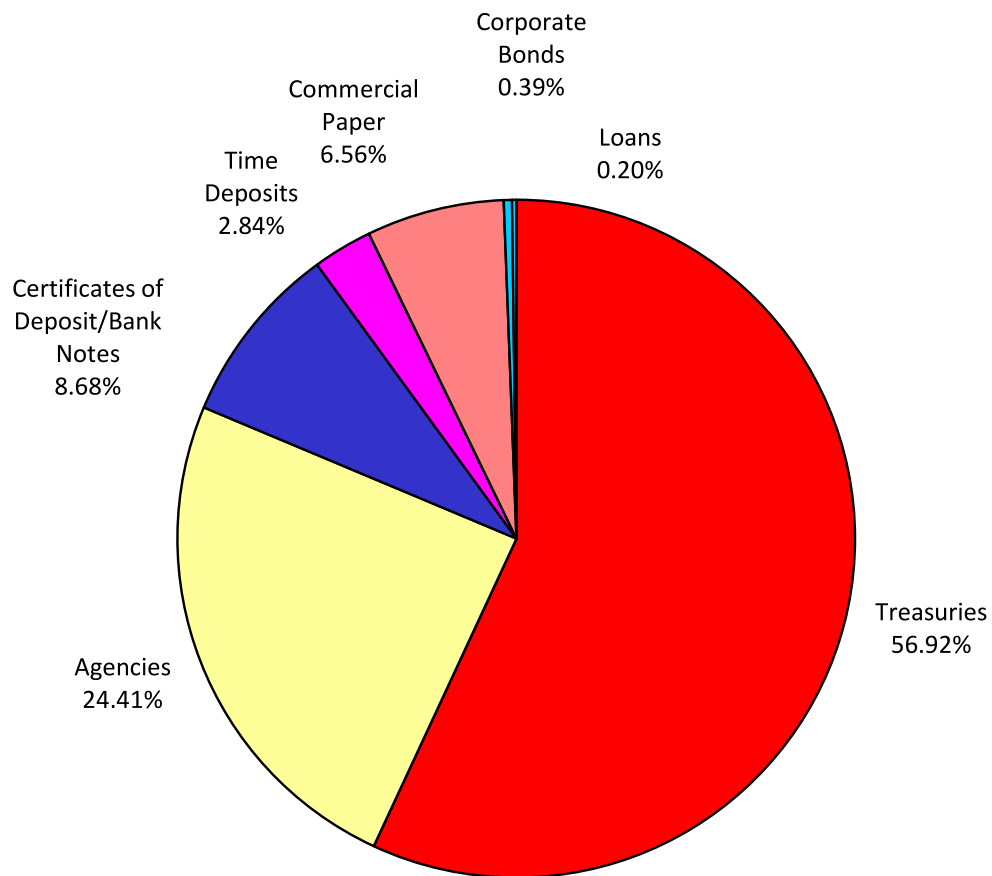
June 30, 2024

<u>TYPE OF SECURITY</u>	<u>AMOUNT (\$)</u>	<u>*PERCENT OF PORTFOLIO</u>	<u>*DIFFERENCE IN PERCENT OF PORTFOLIO FROM PRIOR MONTH</u>
Government			
Bills	39,152,874	21.99	+2.68
Bonds	0	0.00	0
Notes	62,184,200	34.93	-2.74
Strips	0	0.00	0
Total Government	<u>101,337,074</u>	<u>56.92</u>	<u>-0.06</u>
Agency Debentures	13,652,620	7.67	-0.38
Certificates of Deposit	15,450,015	8.68	-0.50
Bank Notes	0	0.00	0
Repurchases	0	0.00	0
Agency Discount Notes	29,807,386	16.74	+1.57
Time Deposits	5,060,000	2.84	-0.30
GNMAs	0	0.00	0
Commercial Paper	11,683,558	6.56	-0.28
Remics	1,567	0.00	0
Corporate Bonds	693,228	0.39	-0.03
PMIA Loans	362,908	0.20	-0.02
GF Loans	0	0.00	0
Other	0	0.00	0
Reversed Repurchases	0	0.00	0
Total (All Types)	<u>178,048,356</u>	<u>100.00</u>	

*Percentages may be off due to rounding.

<u>INVESTMENT ACTIVITY</u>	<u>June 2024</u>		<u>May 2024</u>	
	<u>NUMBER</u>	<u>AMOUNT (\$)</u>	<u>NUMBER</u>	<u>AMOUNT (\$)</u>
Pooled Money	1,096	54,236,683	981	48,719,829
Time Deposits	45	1,501,000	77	2,688,000
Other	13	192,329	8	119,614
Total	<u>1,154</u>	<u>55,930,012</u>	<u>1,066</u>	<u>51,527,443</u>
PMIA Monthly Average Effective Yield (%)		4.480		4.332
Year to Date Yield Last Day of Month (%)		3.927		3.875

Pooled Money Investment Account Portfolio Composition \$178.0 billion 06/30/2024



Percentages may not total 100%, due to rounding.

INVESTMENT TRANSACTIONS

<u>DATE</u>	<u>TYPE</u>	<u>a/</u> <u>DESCRIPTION</u>	<u>CPN (%)</u>	<u>MATURITY</u> <u>DATE</u>	<u>b/</u> <u>TRANS</u> <u>YIELD (%)</u>	<u>d/</u> <u>PAR (\$)</u> <u>(000)</u>	<u>DAYS</u> <u>HELD</u>	<u>AMOUNT</u> <u>EARNED (\$)</u>	<u>EFFECTIVE</u> <u>YIELD (%)</u>
06/03/24	REDEMPTIONS								
	CD	BOFA	5.910	06/03/24	5.910	50,000	251	2,060,291.67	6.009
	CD	BOFA	5.910	06/03/24	5.910	50,000	251	2,060,291.67	6.009
	CP	MUFG BK		06/03/24	5.330	50,000	49	362,736.11	5.444
	CP	MUFG BK		06/03/24	5.330	50,000	49	362,736.11	5.444
	CP	MIZUHO NY		06/03/24	5.250	50,000	109	794,791.67	5.424
	CP	MIZUHO NY		06/03/24	5.250	50,000	109	794,791.67	5.424
	CP	SOC GEN NY		06/03/24	5.270	50,000	119	871,013.89	5.453
	CP	SOC GEN NY		06/03/24	5.270	50,000	119	871,013.89	5.453
	CP	CGMI		06/03/24	5.660	50,000	251	1,973,138.89	5.991
	CP	CGMI		06/03/24	5.660	50,000	251	1,973,138.89	5.991
	DEB	FFCB	5.440	06/03/24	5.446	50,000	336	2,493,333.33	5.432
	DEB	FFCB	5.440	06/03/24	5.446	50,000	336	2,493,333.33	5.432
	DN	FHLB		06/03/24	5.180	50,000	111	798,583.33	5.352
	DN	FHLB		06/03/24	5.180	50,000	111	798,583.33	5.352
	DN	IBRD		06/03/24	5.050	50,000	123	862,708.33	5.224
	DN	IBRD		06/03/24	5.050	50,000	123	862,708.33	5.224
	DN	IBRD		06/03/24	5.050	50,000	124	869,722.22	5.225
	DN	IBRD		06/03/24	5.050	50,000	124	869,722.22	5.225
	DN	FHLB		06/03/24	5.100	50,000	124	878,333.33	5.278
	DN	FHLB		06/03/24	5.100	50,000	124	878,333.33	5.278
	DN	FHLB		06/03/24	5.035	50,000	139	972,034.72	5.220
	DN	FHLB		06/03/24	5.035	50,000	139	972,034.72	5.220
	DN	FHLB		06/03/24	5.040	50,000	157	1,099,000.00	5.239
	DN	FHLB		06/03/24	5.040	50,000	157	1,099,000.00	5.239
	DN	FHLB		06/03/24	5.050	50,000	165	1,157,291.67	5.256
	DN	FHLB		06/03/24	5.050	50,000	165	1,157,291.67	5.256
	YCD	SUMITOMO	5.340	06/03/24	5.340	50,000	108	801,000.00	5.429
	YCD	SUMITOMO	5.340	06/03/24	5.340	50,000	108	801,000.00	5.429
	YCD	NB CANADA	5.720	06/03/24	5.720	50,000	263	2,089,388.89	5.815
	YCD	NB CANADA	5.720	06/03/24	5.720	50,000	263	2,089,388.89	5.815
	YCD	BARCLAYS	6.000	06/03/24	6.000	50,000	292	2,433,333.33	6.100
	YCD	BARCLAYS	6.000	06/03/24	6.000	50,000	292	2,433,333.33	6.100
	YCD	RB CANADA	5.790	06/03/24	5.790	50,000	355	2,854,791.67	5.887
	YCD	RB CANADA	5.790	06/03/24	5.790	50,000	355	2,854,791.67	5.887
06/03/24	PURCHASES								
	CD	BOFA	5.470	12/27/24	5.470	50,000			
	CD	BOFA	5.470	12/27/24	5.470	50,000			
	CP	MICROSOFT		07/09/24	5.290	50,000			
	CP	MICROSOFT		07/09/24	5.290	50,000			
	CP	MUFG BK		07/09/24	5.310	50,000			
	CP	MUFG BK		07/09/24	5.310	50,000			
	CP	ATLANTIC		08/26/24	5.360	50,000			
	DN	FHLB		07/09/24	5.270	50,000			
	DN	FHLB		07/09/24	5.270	50,000			

INVESTMENT TRANSACTIONS

<u>DATE</u>	<u>TYPE</u>	<u>a/</u> <u>DESCRIPTION</u>	<u>CPN (%)</u>	<u>MATURITY</u> <u>DATE</u>	<u>b/</u> <u>TRANS</u> <u>YIELD (%)</u>	<u>d/</u> <u>PAR (\$)</u> <u>(000)</u>	<u>DAYS</u> <u>HELD</u>	<u>AMOUNT</u> <u>EARNED (\$)</u>	<u>EFFECTIVE</u> <u>YIELD (%)</u>
06/03/24	PURCHASES (Continued)								
	DN	IBRD		11/01/24	5.150	50,000			
	DN	IBRD		11/01/24	5.150	50,000			
	DN	IBRD		11/27/24	5.100	50,000			
	DN	IBRD		11/27/24	5.100	50,000			
	TR	BILL		09/24/24	5.210	50,000			
	TR	BILL		09/24/24	5.210	50,000			
	TR	BILL		09/24/24	5.215	50,000			
	TR	BILL		09/24/24	5.215	50,000			
	YCD	NORINCHUK	5.370	07/09/24	5.370	50,000			
	YCD	NORINCHUK	5.370	07/09/24	5.370	50,000			
	YCD	SCOTIA	5.450	03/03/25	5.450	50,000			
	YCD	SCOTIA	5.450	03/03/25	5.450	50,000			
06/04/24	REDEMPTIONS								
	CP	CR AG NY		06/04/24	5.300	50,000	5	36,805.56	5.378
	CP	CR AG NY		06/04/24	5.300	50,000	5	36,805.56	5.378
	CP	CR AG NY		06/04/24	5.300	50,000	6	44,166.67	5.378
	CP	CR AG NY		06/04/24	5.300	50,000	6	44,166.67	5.378
	CP	DEERE CAP		06/04/24	5.330	50,000	74	547,805.56	5.464
	CP	ATLANTIC		06/04/24	5.300	50,000	110	809,722.22	5.477
	CP	ATLANTIC		06/04/24	5.300	50,000	110	809,722.22	5.477
	DN	FHLB		06/04/24	5.210	50,000	4	28,944.44	5.285
	DN	FHLB		06/04/24	5.210	50,000	4	28,944.44	5.285
	DN	FHLB		06/04/24	5.210	50,000	4	28,944.44	5.285
	DN	FHLB		06/04/24	5.210	50,000	4	28,944.44	5.285
	YCD	DNB	5.280	06/04/24	5.280	50,000	11	80,666.67	5.353
	YCD	DNB	5.280	06/04/24	5.280	50,000	11	80,666.67	5.353
	YCD	KBC	5.320	06/04/24	5.320	50,000	34	251,222.22	5.394
	YCD	KBC	5.320	06/04/24	5.320	50,000	34	251,222.22	5.394
	YCD	SUMI TRUST	5.360	06/04/24	5.360	50,000	62	461,555.56	5.434
	YCD	SUMI TRUST	5.360	06/04/24	5.360	50,000	62	461,555.56	5.434
06/04/24	PURCHASES								
	CP	CR AG NY		06/24/24	5.310	50,000			
	CP	CR AG NY		06/24/24	5.310	50,000			
	DN	IBRD		11/01/24	5.170	50,000			
	DN	IBRD		11/01/24	5.170	50,000			
	TR	BILL		10/01/24	5.220	50,000			
	TR	BILL		10/01/24	5.220	50,000			
	TR	BILL		10/01/24	5.220	50,000			
	TR	BILL		10/01/24	5.221	50,000			
	TR	BILL		10/01/24	5.221	50,000			
	TR	BILL		10/01/24	5.221	50,000			
	TR	BILL		10/01/24	5.230	50,000			
	TR	BILL		10/01/24	5.230	50,000			

INVESTMENT TRANSACTIONS

<u>DATE</u>	<u>TYPE</u>	<u>a/</u> <u>DESCRIPTION</u>	<u>CPN (%)</u>	<u>MATURITY</u> <u>DATE</u>	<u>b/</u> <u>TRANS</u> <u>YIELD (%)</u>	<u>d/</u> <u>PAR (\$)</u> <u>(000)</u>	<u>DAYS</u> <u>HELD</u>	<u>AMOUNT</u> <u>EARNED (\$)</u>	<u>EFFECTIVE</u> <u>YIELD (%)</u>
06/04/24	PURCHASES (Continued)								
	TR	BILL		10/01/24	5.231	50,000			
	TR	BILL		10/01/24	5.231	50,000			
	YCD	SUMI TRUST	5.450	09/27/24	5.450	50,000			
	YCD	SUMI TRUST	5.450	09/27/24	5.450	50,000			
06/05/24	NO REDEMPTIONS								
06/05/24	PURCHASES								
	CP	BNP NY		06/11/24	5.290	50,000			
	CP	BNP NY		06/11/24	5.290	50,000			
	CP	NATIXIS NY		12/27/24	5.280	50,000			
	CP	NATIXIS NY		12/27/24	5.280	50,000			
	DN	FHLMC		07/01/24	5.235	50,000			
	DN	FHLMC		07/01/24	5.235	50,000			
	DN	IBRD		10/15/24	5.200	50,000			
	DN	IBRD		10/15/24	5.200	50,000			
	DN	IBRD		11/01/24	5.170	50,000			
	DN	IBRD		11/01/24	5.170	50,000			
	DN	IBRD		11/27/24	5.120	50,000			
	DN	IBRD		11/27/24	5.120	50,000			
	TR	BILL		09/24/24	5.220	50,000			
	TR	BILL		09/24/24	5.220	50,000			
	TR	BILL		09/24/24	5.220	50,000			
	TR	BILL		09/24/24	5.220	50,000			
	TR	BILL		09/24/24	5.220	50,000			
	TR	BILL		09/24/24	5.220	50,000			
	TR	BILL		10/01/24	5.210	50,000			
	TR	BILL		10/01/24	5.210	50,000			
	TR	BILL		10/01/24	5.210	50,000			
	TR	BILL		10/01/24	5.210	50,000			
	TR	BILL		10/01/24	5.210	50,000			
	TR	BILL		10/01/24	5.210	50,000			
	TR	BILL		10/01/24	5.210	50,000			
	TR	BILL		10/01/24	5.213	50,000			
	TR	BILL		10/01/24	5.213	50,000			
	TR	BILL		10/01/24	5.213	50,000			
	TR	BILL		11/21/24	5.143	50,000			
	TR	BILL		11/21/24	5.143	50,000			
	TR	BILL		11/21/24	5.143	50,000			
	YCD	SUMI TRUST	5.310	06/13/24	5.310	50,000			
	YCD	SUMI TRUST	5.310	06/13/24	5.310	50,000			
06/06/24	NO REDEMPTIONS								

INVESTMENT TRANSACTIONS

<u>DATE</u>	<u>TYPE</u>	<u>a/</u> <u>DESCRIPTION</u>	<u>CPN (%)</u>	<u>MATURITY</u> <u>DATE</u>	<u>b/</u> <u>TRANS</u> <u>YIELD (%)</u>	<u>d/</u> <u>PAR (\$)</u> <u>(000)</u>	<u>DAYS</u> <u>HELD</u>	<u>AMOUNT</u> <u>EARNED (\$)</u>	<u>EFFECTIVE</u> <u>YIELD (%)</u>
06/06/24	PURCHASES								
	CP	PEPSICO		10/07/24	5.270	50,000			
	CP	CGMI		03/03/25	5.270	50,000			
	CP	CGMI		03/03/25	5.270	50,000			
	DN	FNMA		07/02/24	5.235	50,000			
	DN	FNMA		07/02/24	5.235	50,000			
	DN	FHLB		07/15/24	5.255	50,000			
	DN	FHLB		07/15/24	5.255	50,000			
	DN	FHLB		11/25/24	5.115	50,000			
	DN	FHLB		11/25/24	5.115	50,000			
	TR	BILL		10/01/24	5.215	50,000			
	TR	BILL		10/01/24	5.215	50,000			
	TR	BILL		10/01/24	5.215	50,000			
	TR	BILL		10/01/24	5.215	50,000			
	TR	BILL		10/01/24	5.215	50,000			
	TR	BILL		10/01/24	5.215	50,000			
	TR	BILL		10/01/24	5.215	50,000			
	TR	BILL		10/01/24	5.215	50,000			
	TR	BILL		10/01/24	5.215	50,000			
	TR	NOTE	4.750	07/31/25	5.034	50,000			
	TR	NOTE	4.750	07/31/25	5.034	50,000			
	TR	NOTE	4.750	07/31/25	5.034	50,000			
	TR	NOTE	4.750	07/31/25	5.034	50,000			
	TR	NOTE	4.750	07/31/25	5.034	50,000			
	TR	NOTE	4.750	07/31/25	5.034	50,000			
	YCD	KBC	5.310	07/09/24	5.310	50,000			
	YCD	KBC	5.310	07/09/24	5.310	50,000			
	YCD	NORDEA ABP	5.390	11/27/24	5.390	50,000			
	YCD	NORDEA ABP	5.390	11/27/24	5.390	50,000			
	YCD	RABOBANK	5.390	04/01/25	5.390	50,000			
	YCD	RABOBANK	5.390	04/01/25	5.390	50,000			
06/07/24	REDEMPTION								
	CB	DEERE CAP	0.450	06/07/24	0.451	5,000	1,087	67,275.00	0.453
06/07/24	PURCHASES								
	CP	CR AG NY		07/15/24	5.260	50,000			
	CP	CR AG NY		07/15/24	5.260	50,000			
	CP	MUFG BK		07/15/24	5.300	50,000			
	CP	MUFG BK		07/15/24	5.300	50,000			
	CP	MICROSOFT		08/05/24	5.290	50,000			
	CP	MICROSOFT		08/05/24	5.290	50,000			
	DEB CL	FNMA	5.050	10/01/27	5.052	50,000			
	DEB CL	FNMA	5.050	10/01/27	5.052	50,000			
	DEB CL	FNMA	5.050	10/01/27	5.052	50,000			

INVESTMENT TRANSACTIONS

<u>DATE</u>	<u>TYPE</u>	<u>a/</u> <u>DESCRIPTION</u>	<u>CPN (%)</u>	<u>MATURITY</u> <u>DATE</u>	<u>b/</u> <u>TRANS</u> <u>YIELD (%)</u>	<u>d/</u> <u>PAR (\$)</u> <u>(000)</u>	<u>DAYS</u> <u>HELD</u>	<u>AMOUNT</u> <u>EARNED (\$)</u>	<u>EFFECTIVE</u> <u>YIELD (%)</u>
06/07/24	PURCHASES (Continued)								
	DN	FHLB		07/15/24	5.255	50,000			
	DN	FHLB		07/15/24	5.255	50,000			
	DN	IBRD		11/22/24	5.120	50,000			
	DN	IBRD		11/22/24	5.120	50,000			
	DN	IBRD		11/25/24	5.120	50,000			
	DN	IBRD		11/25/24	5.120	50,000			
	TR	BILL		09/10/24	5.225	50,000			
	TR	BILL		09/10/24	5.225	50,000			
	TR	BILL		09/10/24	5.225	50,000			
	TR	BILL		10/01/24	5.225	50,000			
	TR	BILL		10/01/24	5.225	50,000			
	TR	BILL		10/01/24	5.225	50,000			
	TR	BILL		10/01/24	5.225	50,000			
	TR	BILL		10/01/24	5.225	50,000			
	TR	BILL		10/01/24	5.225	50,000			
	TR	BILL		10/01/24	5.225	50,000			
	TR	BILL		10/01/24	5.225	50,000			
	TR	BILL		10/01/24	5.225	50,000			
	TR	BILL		10/01/24	5.225	50,000			
	YCD	DNB	5.310	07/15/24	5.310	50,000			
	YCD	DNB	5.310	07/15/24	5.310	50,000			
06/10/24	REDEMPTIONS								
	CD	US BANK	5.250	06/10/24	5.250	50,000	35	255,208.33	5.323
	CD	US BANK	5.250	06/10/24	5.250	50,000	35	255,208.33	5.323
	CP	MUFG BK		06/10/24	5.280	50,000	38	278,666.67	5.383
	CP	MUFG BK		06/10/24	5.280	50,000	38	278,666.67	5.383
	CP	MUFG BK		06/10/24	5.280	50,000	38	278,666.67	5.383
	CP	SOC GEN NY		06/10/24	5.280	50,000	38	278,666.67	5.383
	CP	SOC GEN NY		06/10/24	5.280	50,000	38	278,666.67	5.383
	CP	CR AG NY		06/10/24	5.300	50,000	38	279,722.22	5.404
	CP	CR AG NY		06/10/24	5.300	50,000	38	279,722.22	5.404
	CP	CR AG NY		06/10/24	5.300	50,000	38	279,722.22	5.404
	CP	UNITEDHEALTH		06/10/24	5.370	50,000	55	410,208.33	5.490
	CP	UNITEDHEALTH		06/10/24	5.370	50,000	55	410,208.33	5.490
	CP	CHARIOT		06/10/24	5.330	50,000	74	547,805.56	5.464
	CP	DEERE CAP		06/10/24	5.300	50,000	84	618,333.33	5.441
	CP	COCA COLA		06/10/24	5.250	50,000	146	1,064,583.33	5.454
	CP	GTA		06/10/24	5.340	50,000	178	1,320,166.67	5.576
	DN	FHLB		06/10/24	5.160	50,000	118	845,666.67	5.336
	DN	FHLB		06/10/24	5.160	50,000	118	845,666.67	5.336
	DN	FHLB		06/10/24	5.000	50,000	131	909,722.22	5.178
	DN	FHLB		06/10/24	5.000	50,000	131	909,722.22	5.178
	DN	IBRD		06/10/24	5.100	50,000	159	1,126,250.00	5.304
	DN	IBRD		06/10/24	5.100	50,000	159	1,126,250.00	5.304
	DN	FFCB		06/10/24	5.050	50,000	164	1,150,277.78	5.255
	DN	FFCB		06/10/24	5.050	50,000	164	1,150,277.78	5.255

INVESTMENT TRANSACTIONS

<u>DATE</u>	<u>TYPE</u>	<u>a/</u> <u>DESCRIPTION</u>	<u>CPN (%)</u>	<u>MATURITY</u> <u>DATE</u>	<u>b/</u> <u>TRANS</u> <u>YIELD (%)</u>	<u>d/</u> <u>PAR (\$)</u> <u>(000)</u>	<u>DAYS</u> <u>HELD</u>	<u>AMOUNT</u> <u>EARNED (\$)</u>	<u>EFFECTIVE</u> <u>YIELD (%)</u>
06/10/24	REDEMPTIONS (Continued)								
	DN	FFCB		06/10/24	5.090	50,000	173	1,223,013.89	5.305
	DN	FFCB		06/10/24	5.090	50,000	173	1,223,013.89	5.305
	YCD	KBC	5.320	06/10/24	5.320	50,000	33	243,833.33	5.394
	YCD	KBC	5.320	06/10/24	5.320	50,000	33	243,833.33	5.394
	YCD	DNB	5.320	06/10/24	5.320	50,000	35	258,611.11	5.394
	YCD	DNB	5.320	06/10/24	5.320	50,000	35	258,611.11	5.394
	YCD	NORINCHUK	5.370	06/10/24	5.370	50,000	35	261,041.67	5.445
	YCD	NORINCHUK	5.370	06/10/24	5.370	50,000	35	261,041.67	5.445
	YCD	ANZ	5.450	06/10/24	5.450	50,000	180	1,362,500.00	5.526
	YCD	ANZ	5.450	06/10/24	5.450	50,000	180	1,362,500.00	5.526
	YCD	BNP	5.530	06/10/24	5.530	50,000	180	1,382,500.00	5.607
	YCD	BNP	5.530	06/10/24	5.530	50,000	180	1,382,500.00	5.607
06/10/24	PURCHASES								
	CD	US BANK	5.250	06/27/24	5.250	50,000			
	CD	US BANK	5.250	06/27/24	5.250	50,000			
	CP	BNP NY		06/13/24	5.290	50,000			
	CP	BNP NY		06/13/24	5.290	50,000			
	CP	BNP NY		06/13/24	5.290	50,000			
	CP	APPLE		06/27/24	5.270	50,000			
	CP	APPLE		06/27/24	5.270	50,000			
	CP	CHARIOT		08/26/24	5.360	50,000			
	CP	PACLIFE STF		11/27/24	5.320	50,000			
	DN	FNMA		06/27/24	5.240	50,000			
	DN	FNMA		06/27/24	5.240	50,000			
	DN	FHLB		06/27/24	5.245	50,000			
	DN	FHLB		06/27/24	5.245	50,000			
	DN	IBRD		12/09/24	5.120	50,000			
	DN	IBRD		12/09/24	5.120	50,000			
	YCD	MUFG BK	5.270	06/27/24	5.270	50,000			
	YCD	MUFG BK	5.270	06/27/24	5.270	50,000			
	YCD	MUFG BK	5.270	06/27/24	5.270	50,000			
	YCD	MUFG BK	5.270	06/27/24	5.270	50,000			
	YCD	DNB	5.300	06/27/24	5.300	50,000			
	YCD	DNB	5.300	06/27/24	5.300	50,000			
	YCD	CR AG CIB	5.320	06/27/24	5.320	50,000			
	YCD	CR AG CIB	5.320	06/27/24	5.320	50,000			
	YCD	CR AG CIB	5.320	06/27/24	5.320	50,000			
	YCD	CR AG CIB	5.320	06/27/24	5.320	50,000			
06/11/24	REDEMPTIONS								
	CP	BNP NY		06/11/24	5.290	50,000	6	44,083.33	5.368
	CP	BNP NY		06/11/24	5.290	50,000	6	44,083.33	5.368

INVESTMENT TRANSACTIONS

<u>DATE</u>	<u>TYPE</u>	<u>a/</u> <u>DESCRIPTION</u>	<u>CPN (%)</u>	<u>MATURITY</u> <u>DATE</u>	<u>b/</u> <u>TRANS</u> <u>YIELD (%)</u>	<u>d/</u> <u>PAR (\$)</u> <u>(000)</u>	<u>DAYS</u> <u>HELD</u>	<u>AMOUNT</u> <u>EARNED (\$)</u>	<u>EFFECTIVE</u> <u>YIELD (%)</u>
06/11/24	PURCHASES								
	DN	FNMA		06/27/24	5.240	50,000			
	DN	FNMA		06/27/24	5.240	50,000			
	DN	IADB		08/01/24	5.260	50,000			
	DN	IADB		08/01/24	5.260	50,000			
	DN	IBRD		12/27/24	5.100	50,000			
	DN	IBRD		12/27/24	5.100	50,000			
	DN	FHLB		12/27/24	5.110	50,000			
	DN	FHLB		12/27/24	5.110	50,000			
	YCD	SWEDBANK	5.380	09/13/24	5.380	50,000			
	YCD	SWEDBANK	5.380	09/13/24	5.380	50,000			
06/12/24	NO REDEMPTIONS								
06/12/24	PURCHASES								
	CD	US BANK	5.250	06/27/24	5.250	50,000			
	CD	US BANK	5.250	06/27/24	5.250	50,000			
	CP	SOC GEN NY		06/27/24	5.300	50,000			
	CP	SOC GEN NY		06/27/24	5.300	50,000			
	CP	CR AG NY		08/05/24	5.280	50,000			
	CP	CR AG NY		08/05/24	5.280	50,000			
	CP	BOFA		12/09/24	5.300	50,000			
	CP	BOFA		12/09/24	5.300	50,000			
	CP	GTA		12/09/24	5.350	50,000			
	DN	FNMA		06/27/24	5.240	50,000			
	DN	FNMA		06/27/24	5.240	50,000			
	DN	FHLB		06/27/24	5.245	50,000			
	DN	FHLB		06/27/24	5.245	50,000			
	DN	FHLMC		07/15/24	5.235	50,000			
	DN	FHLMC		07/15/24	5.235	50,000			
	DN	FHLMC		07/15/24	5.235	50,000			
	DN	FHLMC		07/15/24	5.235	50,000			
	DN	IBRD		11/01/24	5.200	50,000			
	DN	IBRD		11/01/24	5.200	50,000			
	DN	IFC		12/27/24	5.100	50,000			
	DN	IFC		12/27/24	5.100	50,000			
	DN	FFCB		12/30/24	5.050	50,000			
	DN	FFCB		12/30/24	5.050	50,000			
	DN	FFCB		12/30/24	5.050	50,000			
	TR	BILL		09/10/24	5.225	50,000			
	TR	BILL		09/10/24	5.225	50,000			
	TR	BILL		09/24/24	5.220	50,000			
	TR	BILL		09/24/24	5.220	50,000			
	TR	BILL		09/24/24	5.220	50,000			
	YCD	KBC	5.380	08/12/24	5.380	50,000			
	YCD	KBC	5.380	08/12/24	5.380	50,000			

INVESTMENT TRANSACTIONS

<u>DATE</u>	<u>a/</u> <u>TYPE</u>	<u>DESCRIPTION</u>	<u>CPN (%)</u>	<u>MATURITY</u> <u>DATE</u>	<u>b/</u> <u>TRANS</u> <u>YIELD (%)</u>	<u>d/</u> <u>PAR (\$)</u> <u>(000)</u>	<u>DAYS</u> <u>HELD</u>	<u>AMOUNT</u> <u>EARNED (\$)</u>	<u>EFFECTIVE</u> <u>YIELD (%)</u>
06/12/24	PURCHASES (Continued)								
	YCD	NORINCHUK	5.390	08/12/24	5.390	50,000			
	YCD	NORINCHUK	5.390	08/12/24	5.390	50,000			
06/13/24	REDEMPTIONS								
	CP	BNP NY		06/13/24	5.290	50,000	3	22,041.67	5.366
	CP	BNP NY		06/13/24	5.290	50,000	3	22,041.67	5.366
	CP	BNP NY		06/13/24	5.290	50,000	3	22,041.67	5.366
	CP	MUFG BK		06/13/24	5.270	50,000	14	102,472.22	5.354
	CP	MUFG BK		06/13/24	5.270	50,000	14	102,472.22	5.354
	CP	APPLE		06/13/24	5.280	50,000	23	168,666.67	5.371
	CP	APPLE		06/13/24	5.280	50,000	29	212,666.67	5.376
	CP	CR AG NY		06/13/24	5.300	50,000	29	213,472.22	5.397
	CP	CR AG NY		06/13/24	5.300	50,000	29	213,472.22	5.397
	TR	BILL		06/13/24	5.270	50,000	37	270,819.44	5.372
	TR	BILL		06/13/24	5.270	50,000	37	270,819.44	5.372
	TR	BILL		06/13/24	5.273	50,000	37	270,973.61	5.375
	TR	BILL		06/13/24	5.273	50,000	37	270,973.61	5.375
	TR	BILL		06/13/24	5.265	50,000	41	299,812.50	5.370
	TR	BILL		06/13/24	5.265	50,000	41	299,812.50	5.370
	TR	BILL		06/13/24	5.266	50,000	41	299,869.44	5.371
	TR	BILL		06/13/24	5.266	50,000	41	299,869.44	5.371
	TR	BILL		06/13/24	5.045	50,000	163	1,142,131.94	5.249
	TR	BILL		06/13/24	5.045	50,000	163	1,142,131.94	5.249
	TR	BILL		06/13/24	5.045	50,000	163	1,142,131.94	5.249
	TR	BILL		06/13/24	5.045	50,000	163	1,142,131.94	5.249
	TR	BILL		06/13/24	5.045	50,000	163	1,142,131.94	5.249
	TR	BILL		06/13/24	5.045	50,000	163	1,142,131.94	5.249
	TR	BILL		06/13/24	5.040	50,000	168	1,176,000.00	5.247
	TR	BILL		06/13/24	5.040	50,000	168	1,176,000.00	5.247
	TR	BILL		06/13/24	5.040	50,000	168	1,176,000.00	5.247
	TR	BILL		06/13/24	4.920	50,000	364	2,487,333.33	5.264
	TR	BILL		06/13/24	4.920	50,000	364	2,487,333.33	5.264
	TR	BILL		06/13/24	4.920	50,000	364	2,487,333.33	5.264
	TR	BILL		06/13/24	4.930	50,000	364	2,492,388.89	5.275
	TR	BILL		06/13/24	4.930	50,000	364	2,492,388.89	5.275
	TR	BILL		06/13/24	4.930	50,000	364	2,492,388.89	5.275
	TR	BILL		06/13/24	4.930	50,000	364	2,492,388.89	5.275
	TR	BILL		06/13/24	4.935	50,000	364	2,494,916.67	5.281
	TR	BILL		06/13/24	4.935	50,000	364	2,494,916.67	5.281
	TR	BILL		06/13/24	4.935	50,000	364	2,494,916.67	5.281
	TR	BILL		06/13/24	4.935	50,000	364	2,494,916.67	5.281
	TR	BILL		06/13/24	4.940	50,000	364	2,497,444.44	5.286
	TR	BILL		06/13/24	4.940	50,000	364	2,497,444.44	5.286
	TR	BILL		06/13/24	4.940	50,000	364	2,497,444.44	5.286
	TR	BILL		06/13/24	4.940	50,000	364	2,497,444.44	5.286

INVESTMENT TRANSACTIONS

<u>DATE</u>	<u>TYPE</u>	<u>a/</u> <u>DESCRIPTION</u>	<u>CPN (%)</u>	<u>MATURITY</u> <u>DATE</u>	<u>b/</u> <u>TRANS</u> <u>YIELD (%)</u>	<u>d/</u> <u>PAR (\$)</u> <u>(000)</u>	<u>DAYS</u> <u>HELD</u>	<u>AMOUNT</u> <u>EARNED (\$)</u>	<u>EFFECTIVE</u> <u>YIELD (%)</u>
06/13/24	REDEMPTIONS (Continued)								
	YCD	SUMI TRUST	5.310	06/13/24	5.310	50,000	8	59,000.00	5.384
	YCD	SUMI TRUST	5.310	06/13/24	5.310	50,000	8	59,000.00	5.384
	YCD	DNB	5.310	06/13/24	5.310	50,000	29	213,875.00	5.384
	YCD	DNB	5.310	06/13/24	5.310	50,000	29	213,875.00	5.384
	YCD	MUFG BK	5.290	06/13/24	5.290	50,000	30	220,416.67	5.363
	YCD	MUFG BK	5.290	06/13/24	5.290	50,000	30	220,416.67	5.363
	YCD	KBC	5.320	06/13/24	5.320	50,000	30	221,666.67	5.394
	YCD	KBC	5.320	06/13/24	5.320	50,000	30	221,666.67	5.394
	YCD	NORINCHUK	5.360	06/13/24	5.360	50,000	30	223,333.33	5.434
	YCD	NORINCHUK	5.360	06/13/24	5.360	50,000	30	223,333.33	5.434
	YCD	MIZUHO	5.370	06/13/24	5.370	50,000	92	686,166.67	5.445
	YCD	MIZUHO	5.370	06/13/24	5.370	50,000	92	686,166.67	5.445
06/13/24	PURCHASES								
	CD	US BANK	5.250	07/15/24	5.250	50,000			
	CD	US BANK	5.250	07/15/24	5.250	50,000			
	CP	RABO NY		06/27/24	5.300	50,000			
	CP	RABO NY		06/27/24	5.300	50,000			
	CP	RABO NY		06/27/24	5.300	50,000			
	CP	RABO NY		06/27/24	5.300	50,000			
	CP	CHARIOT		07/29/24	5.360	50,000			
	CP	CHARIOT		07/29/24	5.360	50,000			
	CP	DISNEY		09/13/24	5.420	50,000			
	CP	DISNEY		09/13/24	5.420	50,000			
	DN	FNMA		06/27/24	5.230	50,000			
	DN	FNMA		06/27/24	5.230	50,000			
	DN	FHLMC		07/15/24	5.230	50,000			
	DN	FHLMC		07/15/24	5.230	50,000			
	TR	BILL		12/12/24	5.130	50,000			
	TR	BILL		12/12/24	5.130	50,000			
	TR	BILL		12/12/24	5.130	50,000			
	TR	BILL		12/12/24	5.130	50,000			
	TR	BILL		12/12/24	5.130	50,000			
	TR	BILL		12/12/24	5.131	50,000			
	TR	BILL		12/12/24	5.131	50,000			
	TR	BILL		12/12/24	5.131	50,000			
	YCD	NORINCHUK	5.380	07/15/24	5.380	50,000			
	YCD	NORINCHUK	5.380	07/15/24	5.380	50,000			
06/14/24	REDEMPTION								
	CB	TOYOTA	0.500	06/14/24	0.600	25,000	1,016	416,841.67	0.602

INVESTMENT TRANSACTIONS

<u>DATE</u>	<u>TYPE</u>	<u>a/</u> <u>DESCRIPTION</u>	<u>CPN (%)</u>	<u>MATURITY</u> <u>DATE</u>	<u>b/</u> <u>TRANS</u> <u>YIELD (%)</u>	<u>d/</u> <u>PAR (\$)</u> <u>(000)</u>	<u>DAYS</u> <u>HELD</u>	<u>AMOUNT</u> <u>EARNED (\$)</u>	<u>EFFECTIVE</u> <u>YIELD (%)</u>
06/14/24	PURCHASES								
	CB CL	APPLE	2.450	08/04/26	4.801	25,000			
	CP	JUPITER		07/19/24	5.360	50,000			
	CP	JUPITER		07/19/24	5.360	50,000			
	CP	JOHNSON		09/12/24	5.300	50,000			
	CP	JOHNSON		09/12/24	5.300	50,000			
	CP	ING FDL		11/01/24	5.320	50,000			
	CP	ING FDL		11/01/24	5.320	50,000			
	CP	ING FDL		11/01/24	5.320	50,000			
	DN	FNMA		06/27/24	5.235	50,000			
	DN	FNMA		06/27/24	5.235	50,000			
	DN	FNMA		07/15/24	5.230	50,000			
	DN	FNMA		07/15/24	5.230	50,000			
	DN	FNMA		07/15/24	5.230	50,000			
	DN	FNMA		07/15/24	5.230	50,000			
	DN	FNMA		07/15/24	5.230	50,000			
	DN	FHLMC		07/15/24	5.235	50,000			
	DN	FHLMC		07/15/24	5.235	50,000			
	DN	FHLMC		07/15/24	5.235	50,000			
	DN	FHLMC		07/15/24	5.235	50,000			
	DN	FNMA		11/01/24	5.115	50,000			
	DN	FNMA		11/01/24	5.115	50,000			
	DN	FNMA		11/27/24	5.080	50,000			
	DN	FNMA		11/27/24	5.080	50,000			
	DN	FNMA		12/09/24	5.060	50,000			
	DN	FNMA		12/09/24	5.060	50,000			
	DN	FFCB		12/27/24	5.040	50,000			
	DN	FFCB		12/27/24	5.040	50,000			
	DN	FHLB		12/27/24	5.075	50,000			
	DN	FHLB		12/27/24	5.075	50,000			
	TR	BILL		07/25/24	5.255	50,000			
	TR	BILL		07/25/24	5.255	50,000			
	TR	BILL		07/25/24	5.255	50,000			
	TR	BILL		07/25/24	5.255	50,000			
	TR	BILL		07/25/24	5.260	50,000			
	TR	BILL		07/25/24	5.260	50,000			
	TR	BILL		07/25/24	5.260	50,000			
	TR	BILL		07/25/24	5.260	50,000			
	TR	BILL		08/15/24	5.218	50,000			
	TR	BILL		08/15/24	5.218	50,000			
	TR	BILL		08/15/24	5.218	50,000			
	TR	BILL		08/15/24	5.220	50,000			
	TR	BILL		08/15/24	5.220	50,000			
	TR	BILL		08/15/24	5.220	50,000			
	TR	BILL		08/15/24	5.220	50,000			
	TR	BILL		08/15/24	5.225	50,000			
	TR	BILL		08/15/24	5.225	50,000			
	TR	BILL		08/15/24	5.225	50,000			
	TR	BILL		08/22/24	5.226	50,000			
	TR	BILL		08/22/24	5.226	50,000			

INVESTMENT TRANSACTIONS

<u>DATE</u>	<u>TYPE</u>	<u>a/</u> <u>DESCRIPTION</u>	<u>CPN (%)</u>	<u>MATURITY</u> <u>DATE</u>	<u>b/</u> <u>TRANS</u> <u>YIELD (%)</u>	<u>d/</u> <u>PAR (\$)</u> <u>(000)</u>	<u>DAYS</u> <u>HELD</u>	<u>AMOUNT</u> <u>EARNED (\$)</u>	<u>EFFECTIVE</u> <u>YIELD (%)</u>
	TR	BILL		08/22/24	5.226	50,000			
	TR	BILL		09/24/24	5.200	50,000			
	TR	BILL		09/24/24	5.200	50,000			
	TR	BILL		09/24/24	5.200	50,000			
	TR	BILL		09/24/24	5.205	50,000			
	TR	BILL		09/24/24	5.205	50,000			
	TR	BILL		09/24/24	5.205	50,000			
	TR	BILL		09/24/24	5.205	50,000			
	TR	BILL		09/24/24	5.205	50,000			
	TR	BILL		09/24/24	5.205	50,000			
	TR	BILL		10/01/24	5.205	50,000			
	TR	BILL		10/01/24	5.205	50,000			
	TR	BILL		10/01/24	5.205	50,000			
	TR	BILL		10/01/24	5.205	50,000			
	TR	BILL		10/01/24	5.205	50,000			
	TR	BILL		10/01/24	5.205	50,000			
	TR	BILL		10/01/24	5.208	50,000			
	TR	BILL		10/01/24	5.208	50,000			
	TR	BILL		10/01/24	5.208	50,000			
	TR	BILL		10/01/24	5.208	50,000			
	TR	BILL		11/21/24	5.125	50,000			
	TR	BILL		11/21/24	5.125	50,000			
	TR	BILL		11/21/24	5.125	50,000			
	TR	BILL		11/21/24	5.128	50,000			
	TR	BILL		11/21/24	5.128	50,000			
	TR	BILL		11/21/24	5.128	50,000			
	TR	BILL		12/12/24	5.125	50,000			
	TR	BILL		12/12/24	5.125	50,000			
	TR	BILL		12/12/24	5.125	50,000			
	TR	BILL		12/12/24	5.125	50,000			
	TR	BILL		12/12/24	5.125	50,000			
	TR	BILL		12/12/24	5.125	50,000			
	TR	BILL		12/12/24	5.125	50,000			
	TR	BILL		12/12/24	5.125	50,000			
	TR	BILL		12/12/24	5.125	50,000			
	TR	BILL		12/12/24	5.128	50,000			
	TR	BILL		12/12/24	5.128	50,000			
	TR	BILL		12/12/24	5.128	50,000			
	TR	BILL		12/12/24	5.128	50,000			
	YCD	SUMI TRUST	5.420	10/07/24	5.420	50,000			
	YCD	SUMI TRUST	5.420	10/07/24	5.420	50,000			
	YCD	BARCLAYS	5.320	06/02/25	5.320	50,000			
	YCD	BARCLAYS	5.320	06/02/25	5.320	50,000			

06/15/24 REDEMPTIONS (SATURDAY)

	TR	NOTE	0.250	06/15/24	0.310	50,000	1,096	464,843.75	0.311
	TR	NOTE	0.250	06/15/24	0.310	50,000	1,096	464,843.75	0.311
	TR	NOTE	0.250	06/15/24	0.310	50,000	1,096	464,843.75	0.311
	TR	NOTE	0.250	06/15/24	0.310	50,000	1,096	464,843.75	0.311

INVESTMENT TRANSACTIONS

<u>DATE</u>	<u>TYPE</u>	<u>a/</u> <u>DESCRIPTION</u>	<u>CPN (%)</u>	<u>MATURITY</u> <u>DATE</u>	<u>b/</u> <u>TRANS</u> <u>YIELD (%)</u>	<u>d/</u> <u>PAR (\$)</u> <u>(000)</u>	<u>DAYS</u> <u>HELD</u>	<u>AMOUNT</u> <u>EARNED (\$)</u>	<u>EFFECTIVE</u> <u>YIELD (%)</u>
06/17/24	PURCHASES (Continued)								
	DEB	FHLB	4.415	10/01/27	4.417	50,000			
	DEB	FHLB	4.415	10/01/27	4.417	50,000			
	DEB	FHLB	4.415	10/01/27	4.417	50,000			
	DEB CL	FHLB	4.540	06/01/28	4.541	50,000			
	DEB CL	FHLB	4.540	06/01/28	4.541	50,000			
	DEB CL	FHLB	4.540	06/01/28	4.541	50,000			
	DN	FHLMC		07/01/24	5.235	50,000			
	DN	FHLMC		07/01/24	5.235	50,000			
	DN	FHLMC		07/15/24	5.230	50,000			
	DN	FHLMC		07/15/24	5.230	50,000			
	DN	FHLB		07/22/24	5.245	50,000			
	DN	FHLB		07/22/24	5.245	50,000			
	DN	FHLB		08/06/24	5.245	50,000			
	DN	FHLB		08/06/24	5.245	50,000			
	DN	FHLB		08/27/24	5.235	50,000			
	DN	FHLB		08/27/24	5.235	50,000			
	DN	FNMA		08/30/24	5.200	50,000			
	DN	FNMA		08/30/24	5.200	50,000			
	DN	IFC		10/07/24	5.180	50,000			
	DN	FFCB		12/09/24	5.070	50,000			
	DN	FFCB		12/09/24	5.070	50,000			
	DN	FHLB		12/09/24	5.105	50,000			
	DN	FHLB		12/09/24	5.105	50,000			
	DN	FHLB		12/09/24	5.115	50,000			
	DN	FHLB		12/09/24	5.115	50,000			
	DN	IFC		12/24/24	5.080	50,000			
	DN	IFC		12/24/24	5.080	50,000			
	DN	FFCB		12/27/24	5.050	50,000			
	DN	FFCB		12/27/24	5.050	50,000			
	DN	FHLB		12/27/24	5.065	50,000			
	DN	FHLB		12/27/24	5.065	50,000			
	DN	FFCB		04/01/25	4.920	50,000			
	DN	FFCB		04/01/25	4.920	50,000			
	DN	FFCB		04/01/25	4.920	50,000			
	TR	BILL		08/27/24	5.230	50,000			
	TR	BILL		08/27/24	5.230	50,000			
	TR	BILL		08/27/24	5.230	50,000			
	TR	BILL		08/27/24	5.230	50,000			
	TR	BILL		08/27/24	5.230	50,000			
	TR	BILL		08/27/24	5.230	50,000			
	TR	BILL		08/29/24	5.220	50,000			
	TR	BILL		08/29/24	5.220	50,000			
	TR	BILL		08/29/24	5.220	50,000			
	TR	BILL		08/29/24	5.223	50,000			
	TR	BILL		08/29/24	5.223	50,000			
	TR	BILL		08/29/24	5.223	50,000			

INVESTMENT TRANSACTIONS

<u>DATE</u>	<u>TYPE</u>	<u>a/</u> <u>DESCRIPTION</u>	<u>CPN (%)</u>	<u>MATURITY</u> <u>DATE</u>	<u>b/</u> <u>TRANS</u> <u>YIELD (%)</u>	<u>d/</u> <u>PAR (\$)</u> <u>(000)</u>	<u>DAYS</u> <u>HELD</u>	<u>AMOUNT</u> <u>EARNED (\$)</u>	<u>EFFECTIVE</u> <u>YIELD (%)</u>
06/17/24	PURCHASES (Continued)								
	TR	BILL		09/24/24	5.208	50,000			
	TR	BILL		09/24/24	5.208	50,000			
	TR	BILL		09/24/24	5.208	50,000			
	TR	BILL		09/24/24	5.210	50,000			
	TR	BILL		09/24/24	5.210	50,000			
	TR	BILL		09/24/24	5.210	50,000			
	TR	BILL		09/24/24	5.210	50,000			
	TR	BILL		09/24/24	5.210	50,000			
	TR	BILL		09/24/24	5.210	50,000			
	TR	BILL		09/24/24	5.215	50,000			
	TR	BILL		09/24/24	5.215	50,000			
	TR	BILL		09/24/24	5.215	50,000			
	TR	BILL		09/24/24	5.215	50,000			
	TR	BILL		09/24/24	5.215	50,000			
	TR	BILL		09/24/24	5.215	50,000			
	TR	BILL		09/24/24	5.215	50,000			
	TR	BILL		09/24/24	5.218	50,000			
	TR	BILL		09/24/24	5.218	50,000			
	TR	BILL		09/24/24	5.218	50,000			
	TR	BILL		10/01/24	5.210	50,000			
	TR	BILL		10/01/24	5.210	50,000			
	TR	BILL		10/01/24	5.210	50,000			
	TR	BILL		10/01/24	5.210	50,000			
	TR	BILL		10/01/24	5.210	50,000			
	TR	BILL		10/01/24	5.210	50,000			
	TR	BILL		10/01/24	5.216	50,000			
	TR	BILL		10/01/24	5.216	50,000			
	TR	BILL		10/01/24	5.216	50,000			
	TR	BILL		12/12/24	5.140	50,000			
	TR	BILL		12/12/24	5.140	50,000			
	TR	BILL		12/12/24	5.140	50,000			
	TR	BILL		12/12/24	5.140	50,000			
	TR	BILL		12/12/24	5.146	50,000			
	TR	BILL		12/12/24	5.146	50,000			
	TR	BILL		12/12/24	5.146	50,000			
	TR	BILL		12/12/24	5.146	50,000			
	TR	BILL		12/12/24	5.148	50,000			
	TR	BILL		12/12/24	5.148	50,000			
	TR	BILL		12/12/24	5.148	50,000			
	TR	BILL		12/12/24	5.148	50,000			
	TR	NOTE	3.625	05/15/26	4.757	50,000			
	TR	NOTE	3.625	05/15/26	4.757	50,000			
	TR	NOTE	3.625	05/15/26	4.757	50,000			
	TR	NOTE	3.625	05/15/26	4.757	50,000			
	TR	NOTE	4.875	05/31/26	4.685	50,000			
	TR	NOTE	4.875	05/31/26	4.685	50,000			
	TR	NOTE	4.875	05/31/26	4.685	50,000			

INVESTMENT TRANSACTIONS

<u>DATE</u>	<u>a/</u> <u>TYPE</u>	<u>DESCRIPTION</u>	<u>CPN (%)</u>	<u>MATURITY</u> <u>DATE</u>	<u>b/</u> <u>TRANS</u> <u>YIELD (%)</u>	<u>d/</u> <u>PAR (\$)</u> <u>(000)</u>	<u>DAYS</u> <u>HELD</u>	<u>AMOUNT</u> <u>EARNED (\$)</u>	<u>EFFECTIVE</u> <u>YIELD (%)</u>
06/17/24	PURCHASES (Continued)								
	TR	NOTE	4.875	05/31/26	4.685	50,000			
	TR	NOTE	4.875	05/31/26	4.685	50,000			
	TR	NOTE	4.875	05/31/26	4.685	50,000			
	TR	NOTE	4.875	05/31/26	4.685	50,000			
	TR	NOTE	4.875	05/31/26	4.685	50,000			
	TR	NOTE	4.875	05/31/26	4.685	50,000			
	YCD	CIBC	5.320	06/27/24	5.320	50,000			
	YCD	CIBC	5.320	06/27/24	5.320	50,000			
	YCD	DNB	5.320	07/24/24	5.320	50,000			
	YCD	DNB	5.320	07/24/24	5.320	50,000			
	YCD	MUFG BK	5.340	08/02/24	5.340	50,000			
	YCD	MUFG BK	5.340	08/02/24	5.340	50,000			
	YCD	SWEDBANK	5.400	10/21/24	5.400	50,000			
	YCD	SWEDBANK	5.400	10/21/24	5.400	50,000			
	YCD	RABOBANK	5.430	11/22/24	5.430	50,000			
	YCD	RABOBANK	5.430	11/22/24	5.430	50,000			
	YCD	CIC	5.420	12/27/24	5.420	50,000			
	YCD	CIC	5.420	12/27/24	5.420	50,000			
06/18/24	NO REDEMPTIONS								
06/18/24	PURCHASES								
	CD	US BANK	5.250	07/19/24	5.250	50,000			
	CD	US BANK	5.250	07/19/24	5.250	50,000			
	CD	US BANK	5.250	07/19/24	5.250	50,000			
	CD	US BANK	5.250	07/19/24	5.250	50,000			
	CP	CHARIOT		09/23/24	5.360	50,000			
	CP	SHEFFIELD		09/27/24	5.370	50,000			
	CP	SHEFFIELD		09/27/24	5.370	50,000			
	CP	OLD LINE		10/25/24	5.330	50,000			
	CP	OLD LINE		10/25/24	5.330	50,000			
	CP	MUFG BK		10/25/24	5.360	50,000			
	CP	MUFG BK		10/25/24	5.360	50,000			
	CP	BOFA		03/03/25	5.240	50,000			
	CP	BOFA		03/03/25	5.240	50,000			
	DEB	FHLB	5.060	02/25/25	5.269	50,000			
	DEB	FHLB	5.060	02/25/25	5.269	50,000			
	DN	FHLMC		07/02/24	5.245	50,000			
	DN	FHLMC		07/02/24	5.245	50,000			
	DN	FHLMC		07/10/24	5.240	50,000			
	DN	FHLMC		07/10/24	5.240	50,000			
	DN	FHLMC		07/15/24	5.240	50,000			
	DN	FHLMC		07/15/24	5.240	50,000			
	DN	FHLMC		07/17/24	5.235	50,000			
	DN	FHLMC		07/17/24	5.235	50,000			

INVESTMENT TRANSACTIONS

<u>DATE</u>	<u>TYPE</u>	<u>a/</u> <u>DESCRIPTION</u>	<u>CPN (%)</u>	<u>MATURITY</u> <u>DATE</u>	<u>b/</u> <u>TRANS</u> <u>YIELD (%)</u>	<u>d/</u> <u>PAR (\$)</u> <u>(000)</u>	<u>DAYS</u> <u>HELD</u>	<u>AMOUNT</u> <u>EARNED (\$)</u>	<u>EFFECTIVE</u> <u>YIELD (%)</u>
06/18/24	PURCHASES (Continued)								
	DN	FHLMC		07/29/24	5.235	50,000			
	DN	FHLMC		07/29/24	5.235	50,000			
	DN	FHLB		08/05/24	5.240	50,000			
	DN	FHLB		08/05/24	5.240	50,000			
	DN	FHLMC		11/27/24	5.100	50,000			
	DN	FHLMC		11/27/24	5.100	50,000			
	DN	FHLB		12/09/24	5.110	50,000			
	DN	FHLB		12/09/24	5.110	50,000			
	DN	FFCB		12/27/24	5.040	50,000			
	DN	FFCB		12/27/24	5.040	50,000			
	DN	FNMA		12/27/24	5.050	50,000			
	DN	FNMA		12/27/24	5.050	50,000			
	TR	BILL		08/27/24	5.225	50,000			
	TR	BILL		08/27/24	5.225	50,000			
	TR	BILL		08/27/24	5.225	50,000			
	TR	BILL		08/27/24	5.225	50,000			
	TR	BILL		08/27/24	5.225	50,000			
	TR	BILL		08/27/24	5.225	50,000			
	TR	BILL		08/27/24	5.225	50,000			
	TR	BILL		08/27/24	5.225	50,000			
	TR	BILL		08/27/24	5.225	50,000			
	TR	BILL		09/10/24	5.215	50,000			
	TR	BILL		09/10/24	5.215	50,000			
	TR	BILL		09/10/24	5.215	50,000			
	TR	BILL		10/01/24	5.210	50,000			
	TR	BILL		10/01/24	5.210	50,000			
	TR	BILL		10/01/24	5.210	50,000			
	TR	BILL		10/01/24	5.210	50,000			
	TR	BILL		10/01/24	5.210	50,000			
	TR	BILL		10/01/24	5.210	50,000			
	TR	BILL		10/01/24	5.210	50,000			
	TR	BILL		10/01/24	5.210	50,000			
	TR	BILL		10/01/24	5.210	50,000			
	TR	BILL		10/01/24	5.210	50,000			
	TR	BILL		10/15/24	5.220	50,000			
	TR	BILL		10/15/24	5.220	50,000			
	TR	BILL		10/15/24	5.220	50,000			
	TR	BILL		10/15/24	5.220	50,000			
	TR	BILL		10/15/24	5.220	50,000			
	TR	BILL		10/15/24	5.220	50,000			
	TR	BILL		10/15/24	5.220	50,000			
	TR	BILL		10/15/24	5.220	50,000			
	TR	BILL		10/15/24	5.220	50,000			
	TR	BILL		10/15/24	5.223	50,000			
	TR	BILL		10/15/24	5.223	50,000			
	TR	BILL		10/15/24	5.223	50,000			
	TR	BILL		10/15/24	5.223	50,000			
	TR	BILL		10/15/24	5.223	50,000			
	TR	BILL		10/15/24	5.223	50,000			
	TR	BILL		10/15/24	5.223	50,000			

INVESTMENT TRANSACTIONS

<u>DATE</u>	<u>a/</u> <u>TYPE</u>	<u>DESCRIPTION</u>	<u>CPN (%)</u>	<u>MATURITY</u> <u>DATE</u>	<u>b/</u> <u>TRANS</u> <u>YIELD (%)</u>	<u>d/</u> <u>PAR (\$)</u> <u>(000)</u>	<u>DAYS</u> <u>HELD</u>	<u>AMOUNT</u> <u>EARNED (\$)</u>	<u>EFFECTIVE</u> <u>YIELD (%)</u>
06/18/24	PURCHASES (Continued)								
	TR	BILL		10/15/24	5.225	50,000			
	TR	BILL		10/15/24	5.225	50,000			
	TR	BILL		10/15/24	5.225	50,000			
	TR	BILL		11/07/24	5.153	50,000			
	TR	BILL		11/07/24	5.153	50,000			
	TR	BILL		11/07/24	5.153	50,000			
	TR	BILL		11/07/24	5.155	50,000			
	TR	BILL		11/07/24	5.155	50,000			
	TR	BILL		11/07/24	5.155	50,000			
	TR	BILL		12/12/24	5.140	50,000			
	TR	BILL		12/12/24	5.140	50,000			
	TR	BILL		12/12/24	5.140	50,000			
	TR	BILL		12/12/24	5.140	50,000			
	TR	BILL		12/12/24	5.140	50,000			
	TR	BILL		12/12/24	5.140	50,000			
	TR	BILL		12/12/24	5.140	50,000			
	TR	BILL		12/12/24	5.145	50,000			
	TR	BILL		12/12/24	5.145	50,000			
	TR	BILL		12/12/24	5.145	50,000			
	TR	NOTE	4.875	05/31/26	4.746	50,000			
	TR	NOTE	4.875	05/31/26	4.746	50,000			
	TR	NOTE	4.875	05/31/26	4.746	50,000			
	TR	NOTE	4.875	05/31/26	4.746	50,000			
	TR	NOTE	4.875	05/31/26	4.746	50,000			
	TR	NOTE	4.875	05/31/26	4.746	50,000			
	YCD	SOC GEN	5.420	12/27/24	5.420	50,000			
	YCD	SOC GEN	5.420	12/27/24	5.420	50,000			
	YCD	SVENSKA	5.420	12/27/24	5.420	50,000			
	YCD	SVENSKA	5.420	12/27/24	5.420	50,000			
	YCD	BNP	5.440	12/27/24	5.440	50,000			
	YCD	BNP	5.440	12/27/24	5.440	50,000			
	YCD	NB CANADA	5.300	01/29/25	5.300	50,000			
	YCD	NB CANADA	5.300	01/29/25	5.300	50,000			
06/19/24	NO REDEMPTIONS								
06/19/24	NO PURCHASES								
06/20/24	NO REDEMPTIONS								
06/20/24	PURCHASES								
	CB	DEERE CAP	2.650	06/10/26	5.020	25,000			
	CP	ATLANTIC		11/27/24	5.350	50,000			
	CP	ATLANTIC		11/27/24	5.350	50,000			
	DEB CL	FHLMC	5.175	04/01/27	5.178	50,000			
	DEB CL	FHLMC	5.175	04/01/27	5.178	50,000			

INVESTMENT TRANSACTIONS

<u>DATE</u>	<u>TYPE</u>	<u>a/</u> <u>DESCRIPTION</u>	<u>CPN (%)</u>	<u>MATURITY</u> <u>DATE</u>	<u>b/</u> <u>TRANS</u> <u>YIELD (%)</u>	<u>d/</u> <u>PAR (\$)</u> <u>(000)</u>	<u>DAYS</u> <u>HELD</u>	<u>AMOUNT</u> <u>EARNED (\$)</u>	<u>EFFECTIVE</u> <u>YIELD (%)</u>
06/20/24	PURCHASES (Continued)								
	DN	FHLMC		07/15/24	5.245	50,000			
	DN	FHLMC		07/15/24	5.245	50,000			
	DN	IADB		09/10/24	5.240	50,000			
	DN	IADB		09/10/24	5.240	50,000			
	DN	IBRD		10/15/24	5.220	50,000			
	DN	IBRD		10/15/24	5.220	50,000			
	DN	IBRD		11/01/24	5.200	50,000			
	DN	IBRD		11/01/24	5.200	50,000			
	DN	FFCB		11/22/24	5.090	50,000			
	DN	FFCB		11/22/24	5.090	50,000			
	DN	FHLB		11/25/24	5.125	50,000			
	DN	FHLB		11/25/24	5.125	50,000			
	DN	FHLB		12/09/24	5.115	50,000			
	DN	FHLB		12/09/24	5.115	50,000			
	DN	FHLB		12/27/24	5.090	50,000			
	DN	FHLB		12/27/24	5.090	50,000			
	DN	FHLB		12/27/24	5.090	50,000			
	DN	IBRD		12/27/24	5.100	50,000			
	DN	IBRD		12/27/24	5.100	50,000			
	DN	FFCB		01/10/25	5.100	50,000			
	TR	BILL		10/15/24	5.210	50,000			
	TR	BILL		10/15/24	5.210	50,000			
	TR	BILL		10/15/24	5.210	50,000			
	TR	BILL		12/12/24	5.140	50,000			
	TR	BILL		12/12/24	5.140	50,000			
	TR	BILL		12/12/24	5.140	50,000			
	TR	BILL		12/12/24	5.140	50,000			
	TR	BILL		12/12/24	5.140	50,000			
	TR	BILL		12/12/24	5.140	50,000			
	TR	BILL		12/12/24	5.140	50,000			
	TR	BILL		12/12/24	5.140	50,000			
	TR	BILL		12/12/24	5.140	50,000			
	TR	NOTE	4.875	05/31/26	4.746	50,000			
	TR	NOTE	4.875	05/31/26	4.746	50,000			
	TR	NOTE	4.875	05/31/26	4.746	50,000			
	TR	NOTE	4.875	05/31/26	4.746	50,000			
	YCD	MIZUHO	5.430	10/21/24	5.430	50,000			
	YCD	MIZUHO	5.430	10/21/24	5.430	50,000			
	YCD	ANZ	5.280	12/27/24	5.280	50,000			
	YCD	ANZ	5.280	12/27/24	5.280	50,000			
06/21/24	REDEMPTIONS								
	CD	US BANK	5.250	06/21/24	5.250	50,000	31	226,041.67	5.323
	CD	US BANK	5.250	06/21/24	5.250	50,000	31	226,041.67	5.323
	CP	SHEFFIELD		06/21/24	5.360	50,000	79	588,111.11	5.499
	CP	SHEFFIELD		06/21/24	5.360	50,000	79	588,111.11	5.499

INVESTMENT TRANSACTIONS

<u>DATE</u>	<u>a/</u> <u>TYPE</u>	<u>DESCRIPTION</u>	<u>CPN (%)</u>	<u>MATURITY</u> <u>DATE</u>	<u>b/</u> <u>TRANS</u> <u>YIELD (%)</u>	<u>d/</u> <u>PAR (\$)</u> <u>(000)</u>	<u>DAYS</u> <u>HELD</u>	<u>AMOUNT</u> <u>EARNED (\$)</u>	<u>EFFECTIVE</u> <u>YIELD (%)</u>
06/21/24	REDEMPTIONS (Continued)								
	CP	CAFCO		06/21/24	5.300	50,000	119	875,972.22	5.484
	CP	ATLANTIC		06/21/24	5.240	50,000	136	989,777.78	5.435
	CP	MICROSOFT		06/21/24	5.160	50,000	141	1,010,500.00	5.354
	CP	MICROSOFT		06/21/24	5.160	50,000	141	1,010,500.00	5.354
	YCD	DNB	5.310	06/21/24	5.310	50,000	39	287,625.00	5.384
	YCD	DNB	5.310	06/21/24	5.310	50,000	39	287,625.00	5.384
	YCD	NORINCHUK	5.390	06/21/24	5.390	50,000	100	748,611.11	5.465
	YCD	NORINCHUK	5.390	06/21/24	5.390	50,000	100	748,611.11	5.465
	YCD	BNP	5.330	06/21/24	5.330	50,000	108	799,500.00	5.404
	YCD	BNP	5.330	06/21/24	5.330	50,000	108	799,500.00	5.404
	YCD	SUMITOMO	5.270	06/21/24	5.270	50,000	121	885,652.78	5.358
	YCD	SUMITOMO	5.270	06/21/24	5.270	50,000	121	885,652.78	5.358
	YCD	SE BANKEN	5.280	06/21/24	5.280	50,000	143	1,048,666.67	5.368
	YCD	SE BANKEN	5.280	06/21/24	5.280	50,000	143	1,048,666.67	5.368
06/21/24	PURCHASES								
	CD	US BANK	5.250	08/01/24	5.250	50,000			
	CD	US BANK	5.250	08/01/24	5.250	50,000			
	CP	MUFG BK		08/01/24	5.310	50,000			
	CP	MUFG BK		08/01/24	5.310	50,000			
	CP	GTA		10/01/24	5.360	50,000			
	CP	LIBERTY		10/25/24	5.350	50,000			
	DN	FHLMC		07/24/24	5.245	50,000			
	DN	FHLMC		07/24/24	5.245	50,000			
	DN	FHLB		09/12/24	5.220	50,000			
	DN	FHLB		09/12/24	5.220	50,000			
	DN	FHLB		11/13/24	5.140	50,000			
	DN	FHLB		11/13/24	5.140	50,000			
	DN	FHLB		11/15/24	5.140	50,000			
	DN	FHLB		11/15/24	5.140	50,000			
	DN	FHLB		11/27/24	5.120	50,000			
	DN	FHLB		11/27/24	5.120	50,000			
	TR	BILL		08/13/24	5.218	50,000			
	TR	BILL		08/13/24	5.218	50,000			
	TR	BILL		08/13/24	5.218	50,000			
	TR	BILL		08/13/24	5.220	50,000			
	TR	BILL		08/13/24	5.220	50,000			
	TR	BILL		08/13/24	5.220	50,000			
	TR	BILL		10/15/24	5.203	50,000			
	TR	BILL		10/15/24	5.203	50,000			
	TR	BILL		10/15/24	5.203	50,000			
	TR	BILL		10/15/24	5.205	50,000			
	TR	BILL		10/15/24	5.205	50,000			
	TR	BILL		10/15/24	5.205	50,000			

INVESTMENT TRANSACTIONS

<u>DATE</u>	<u>TYPE</u>	<u>a/</u> <u>DESCRIPTION</u>	<u>CPN (%)</u>	<u>MATURITY</u> <u>DATE</u>	<u>b/</u> <u>TRANS</u> <u>YIELD (%)</u>	<u>d/</u> <u>PAR (\$)</u> <u>(000)</u>	<u>DAYS</u> <u>HELD</u>	<u>AMOUNT</u> <u>EARNED (\$)</u>	<u>EFFECTIVE</u> <u>YIELD (%)</u>
06/21/24	PURCHASES (Continued)								
	TR	BILL		10/15/24	5.208	50,000			
	TR	BILL		10/15/24	5.208	50,000			
	TR	BILL		10/15/24	5.208	50,000			
	YCD	DNB	5.330	08/01/24	5.330	50,000			
	YCD	DNB	5.330	08/01/24	5.330	50,000			
	YCD	NORINCHUK	5.390	08/01/24	5.390	50,000			
	YCD	NORINCHUK	5.390	08/01/24	5.390	50,000			
	YCD	KBC	5.380	08/26/24	5.380	50,000			
	YCD	KBC	5.380	08/26/24	5.380	50,000			
	YCD	SUMI TRUST	5.420	09/13/24	5.420	50,000			
	YCD	SUMI TRUST	5.420	09/13/24	5.420	50,000			
06/24/24	REDEMPTIONS								
	CP	CR AG NY		06/24/24	5.310	50,000	20	147,500.00	5.400
	CP	CR AG NY		06/24/24	5.310	50,000	20	147,500.00	5.400
	CP	SUMI TRUST		06/24/24	5.320	50,000	96	709,333.33	5.472
	CP	SUMI TRUST		06/24/24	5.320	50,000	96	709,333.33	5.472
	CP	BNP NY		06/24/24	5.280	50,000	102	748,000.00	5.435
	CP	BNP NY		06/24/24	5.280	50,000	102	748,000.00	5.435
	DN	FHLB		06/24/24	5.180	50,000	111	798,583.33	5.337
	DN	FHLB		06/24/24	5.180	50,000	111	798,583.33	5.337
06/24/24	PURCHASES								
	CP	SUMI TRUST		10/25/24	5.330	50,000			
	CP	SUMI TRUST		10/25/24	5.330	50,000			
	CP	CAFCO		12/09/24	5.330	50,000			
	DEB	FFCB	4.750	04/24/26	4.789	50,000			
	DEB	FFCB	4.750	04/24/26	4.789	50,000			
	DN	FHLB		07/22/24	5.230	50,000			
	DN	FHLB		07/22/24	5.230	50,000			
	DN	FHLB		08/06/24	5.230	50,000			
	DN	FHLB		08/06/24	5.230	50,000			
	DN	FHLB		11/13/24	5.140	50,000			
	DN	FHLB		11/13/24	5.140	50,000			
	DN	FFCB		12/09/24	5.080	50,000			
	DN	FFCB		12/09/24	5.080	50,000			
	TR	BILL		10/15/24	5.205	50,000			
	TR	BILL		10/15/24	5.205	50,000			
	TR	BILL		10/15/24	5.205	50,000			
	TR	BILL		10/15/24	5.206	50,000			
	TR	BILL		10/15/24	5.206	50,000			
	TR	BILL		10/15/24	5.206	50,000			
	TR	NOTE	2.250	11/15/24	5.335	50,000			
	TR	NOTE	2.250	11/15/24	5.335	50,000			
	TR	NOTE	2.250	11/15/24	5.335	50,000			

INVESTMENT TRANSACTIONS

<u>DATE</u>	<u>TYPE</u>	<u>a/</u> <u>DESCRIPTION</u>	<u>CPN (%)</u>	<u>MATURITY</u> <u>DATE</u>	<u>b/</u> <u>TRANS</u> <u>YIELD (%)</u>	<u>d/</u> <u>PAR (\$)</u> <u>(000)</u>	<u>DAYS</u> <u>HELD</u>	<u>AMOUNT</u> <u>EARNED (\$)</u>	<u>EFFECTIVE</u> <u>YIELD (%)</u>
06/24/24	PURCHASES (Continued)								
	TR	NOTE	2.250	11/15/24	5.345	50,000			
	TR	NOTE	2.250	11/15/24	5.345	50,000			
	TR	NOTE	2.250	11/15/24	5.345	50,000			
	YCD	CIBC	5.320	07/01/24	5.320	50,000			
	YCD	CIBC	5.320	07/01/24	5.320	50,000			
	YCD	MONTREAL	5.440	12/27/24	5.440	50,000			
	YCD	MONTREAL	5.440	12/27/24	5.440	50,000			
06/25/24	NO REDEMPTIONS								
06/25/24	PURCHASES								
	DN	FHLB		07/02/24	5.200	50,000			
	DN	FHLB		07/02/24	5.200	50,000			
	DN	FHLB		12/13/24	5.100	50,000			
	DN	FHLB		12/13/24	5.100	50,000			
	DN	FHLB		03/03/25	4.955	50,000			
	DN	FHLB		03/03/25	4.955	50,000			
	DN	FHLB		04/01/25	4.900	50,000			
	DN	FHLB		04/01/25	4.900	50,000			
	TR	BILL		10/22/24	5.210	50,000			
	TR	BILL		10/22/24	5.210	50,000			
	TR	BILL		10/22/24	5.210	50,000			
	TR	NOTE	4.250	03/15/27	4.516	50,000			
	TR	NOTE	4.250	03/15/27	4.516	50,000			
	TR	NOTE	4.250	03/15/27	4.516	50,000			
	YCD	DNB	5.300	07/02/24	5.300	50,000			
	YCD	DNB	5.300	07/02/24	5.300	50,000			
	YCD	MUFG BK	5.440	10/15/24	5.440	50,000			
	YCD	MUFG BK	5.440	10/15/24	5.440	50,000			
06/26/24	NO REDEMPTIONS								
06/26/24	PURCHASES								
	CP	NYLIFE STF		08/26/24	5.370	50,000			
	CP	METLIFE STF		12/27/24	5.250	50,000			
	CP	METLIFE STF		12/27/24	5.250	50,000			
	DN	FHLB		07/02/24	5.200	50,000			
	DN	FHLB		07/02/24	5.200	50,000			
	DN	FHLB		08/01/24	5.220	50,000			
	DN	FHLB		08/01/24	5.220	50,000			
	TR	BILL		10/15/24	5.208	50,000			
	TR	BILL		10/15/24	5.208	50,000			
	TR	BILL		10/15/24	5.208	50,000			
	TR	BILL		10/15/24	5.208	50,000			

INVESTMENT TRANSACTIONS

<u>DATE</u>	<u>TYPE</u>	<u>a/</u> <u>DESCRIPTION</u>	<u>CPN (%)</u>	<u>MATURITY</u> <u>DATE</u>	<u>b/</u> <u>TRANS</u> <u>YIELD (%)</u>	<u>d/</u> <u>PAR (\$)</u> <u>(000)</u>	<u>DAYS</u> <u>HELD</u>	<u>AMOUNT</u> <u>EARNED (\$)</u>	<u>EFFECTIVE</u> <u>YIELD (%)</u>
06/26/24	PURCHASES (Continued)								
	TR	BILL		10/15/24	5.208	50,000			
	TR	BILL		10/15/24	5.208	50,000			
	TR	BILL		12/12/24	5.132	50,000			
	TR	BILL		12/12/24	5.132	50,000			
	TR	BILL		12/12/24	5.133	50,000			
	TR	BILL		12/12/24	5.133	50,000			
	TR	NOTE	4.250	03/15/27	4.525	50,000			
	TR	NOTE	4.250	03/15/27	4.525	50,000			
	TR	NOTE	4.250	03/15/27	4.525	50,000			
	TR	NOTE	4.250	03/15/27	4.525	50,000			
	TR	NOTE	4.250	03/15/27	4.525	50,000			
	TR	NOTE	4.250	03/15/27	4.525	50,000			
06/27/24	REDEMPTIONS								
	CD	US BANK	5.250	06/27/24	5.250	50,000	15	109,375.00	5.323
	CD	US BANK	5.250	06/27/24	5.250	50,000	15	109,375.00	5.323
	CD	US BANK	5.250	06/27/24	5.250	50,000	17	123,958.33	5.323
	CD	US BANK	5.250	06/27/24	5.250	50,000	17	123,958.33	5.323
	CP	BNP NY		06/27/24	5.290	50,000	10	73,472.22	5.371
	CP	BNP NY		06/27/24	5.290	50,000	10	73,472.22	5.371
	CP	BNP NY		06/27/24	5.290	50,000	10	73,472.22	5.371
	CP	RABO NY		06/27/24	5.300	50,000	14	103,055.56	5.385
	CP	RABO NY		06/27/24	5.300	50,000	14	103,055.56	5.385
	CP	RABO NY		06/27/24	5.300	50,000	14	103,055.56	5.385
	CP	RABO NY		06/27/24	5.300	50,000	14	103,055.56	5.385
	CP	SOC GEN NY		06/27/24	5.300	50,000	15	110,416.67	5.386
	CP	SOC GEN NY		06/27/24	5.300	50,000	15	110,416.67	5.386
	CP	APPLE		06/27/24	5.270	50,000	17	124,430.56	5.357
	CP	APPLE		06/27/24	5.270	50,000	17	124,430.56	5.357
	CP	GOTHAM		06/27/24	5.370	50,000	71	529,541.67	5.503
	CP	NYLIFE STF		06/27/24	5.340	50,000	98	726,833.33	5.494
	CP	METLIFE STF		06/27/24	5.240	50,000	119	866,055.56	5.421
	CP	METLIFE STF		06/27/24	5.240	50,000	119	866,055.56	5.421
	CP	MICROSOFT		06/27/24	5.170	50,000	135	969,375.00	5.360
	CP	MICROSOFT		06/27/24	5.170	50,000	135	969,375.00	5.360
	CP	PFIZER		06/27/24	5.180	50,000	141	1,014,416.67	5.375
	CP	PFIZER		06/27/24	5.180	50,000	141	1,014,416.67	5.375
	CP	NATIXIS NY		06/27/24	5.210	50,000	161	1,165,013.89	5.423
	CP	NATIXIS NY		06/27/24	5.210	50,000	161	1,165,013.89	5.423
	CP	NATIXIS NY		06/27/24	5.210	50,000	161	1,165,013.89	5.423
	DN	FNMA		06/27/24	5.235	50,000	13	94,520.83	5.318
	DN	FNMA		06/27/24	5.235	50,000	13	94,520.83	5.318
	DN	FNMA		06/27/24	5.230	50,000	14	101,694.44	5.313
	DN	FNMA		06/27/24	5.230	50,000	14	101,694.44	5.313
	DN	FNMA		06/27/24	5.240	50,000	15	109,166.67	5.324
	DN	FNMA		06/27/24	5.240	50,000	15	109,166.67	5.324

INVESTMENT TRANSACTIONS

<u>DATE</u>	<u>TYPE</u>	<u>a/</u> <u>DESCRIPTION</u>	<u>CPN (%)</u>	<u>MATURITY</u> <u>DATE</u>	<u>b/</u> <u>TRANS</u> <u>YIELD (%)</u>	<u>d/</u> <u>PAR (\$)</u> <u>(000)</u>	<u>DAYS</u> <u>HELD</u>	<u>AMOUNT</u> <u>EARNED (\$)</u>	<u>EFFECTIVE</u> <u>YIELD (%)</u>
06/27/24	REDEMPTIONS (Continued)								
	DN	FHLB		06/27/24	5.245	50,000	15	109,270.83	5.329
	DN	FHLB		06/27/24	5.245	50,000	15	109,270.83	5.329
	DN	FNMA		06/27/24	5.240	50,000	16	116,444.44	5.325
	DN	FNMA		06/27/24	5.240	50,000	16	116,444.44	5.325
	DN	FNMA		06/27/24	5.240	50,000	17	123,722.22	5.326
	DN	FNMA		06/27/24	5.240	50,000	17	123,722.22	5.326
	DN	FHLB		06/27/24	5.245	50,000	17	123,840.28	5.331
	DN	FHLB		06/27/24	5.245	50,000	17	123,840.28	5.331
	DN	FHLB		06/27/24	5.150	50,000	127	908,402.78	5.333
	DN	FHLB		06/27/24	5.150	50,000	127	908,402.78	5.333
	DN	IBRD		06/27/24	5.000	50,000	148	1,027,777.78	5.190
	DN	IBRD		06/27/24	5.000	50,000	148	1,027,777.78	5.190
	DN	FHLB		06/27/24	5.030	50,000	148	1,033,944.44	5.222
	DN	FHLB		06/27/24	5.030	50,000	148	1,033,944.44	5.222
	DN	FHLB		06/27/24	5.030	50,000	149	1,040,930.56	5.223
	DN	FHLB		06/27/24	5.030	50,000	149	1,040,930.56	5.223
	DN	IBRD		06/27/24	5.050	50,000	150	1,052,083.33	5.245
	DN	IBRD		06/27/24	5.050	50,000	150	1,052,083.33	5.245
	DN	IBRD		06/27/24	5.050	50,000	150	1,052,083.33	5.245
	DN	IBRD		06/27/24	5.050	50,000	154	1,080,138.89	5.248
	DN	IBRD		06/27/24	5.050	50,000	154	1,080,138.89	5.248
	DN	IFC		06/27/24	5.000	50,000	160	1,111,111.11	5.199
	DN	IFC		06/27/24	5.000	50,000	160	1,111,111.11	5.199
	DN	FHLB		06/27/24	5.025	50,000	160	1,116,666.67	5.225
	DN	FHLB		06/27/24	5.025	50,000	160	1,116,666.67	5.225
	DN	FHLB		06/27/24	5.015	50,000	162	1,128,375.00	5.216
	DN	FHLB		06/27/24	5.015	50,000	162	1,128,375.00	5.216
	DN	FHLB		06/27/24	4.965	50,000	163	1,124,020.83	5.164
	DN	FHLB		06/27/24	4.965	50,000	163	1,124,020.83	5.164
	DN	FHLB		06/27/24	4.965	50,000	163	1,124,020.83	5.164
	DN	FHLB		06/27/24	4.965	50,000	163	1,124,020.83	5.164
	TR	BILL		06/27/24	5.160	50,000	114	817,000.00	5.319
	TR	BILL		06/27/24	5.160	50,000	114	817,000.00	5.319
	TR	BILL		06/27/24	5.160	50,000	114	817,000.00	5.319
	TR	BILL		06/27/24	5.165	50,000	114	817,791.67	5.324
	TR	BILL		06/27/24	5.165	50,000	114	817,791.67	5.324
	TR	BILL		06/27/24	5.165	50,000	114	817,791.67	5.324
	TR	BILL		06/27/24	5.095	50,000	127	898,701.39	5.275
	TR	BILL		06/27/24	5.095	50,000	127	898,701.39	5.275
	TR	BILL		06/27/24	5.095	50,000	127	898,701.39	5.275
	TR	BILL		06/27/24	5.100	50,000	127	899,583.33	5.280
	TR	BILL		06/27/24	5.100	50,000	127	899,583.33	5.280
	TR	BILL		06/27/24	5.100	50,000	127	899,583.33	5.280
	TR	BILL		06/27/24	5.065	50,000	135	949,687.50	5.249
	TR	BILL		06/27/24	5.065	50,000	135	949,687.50	5.249
	TR	BILL		06/27/24	5.065	50,000	135	949,687.50	5.249

INVESTMENT TRANSACTIONS

<u>DATE</u>	<u>TYPE</u>	<u>a/</u> <u>DESCRIPTION</u>	<u>CPN (%)</u>	<u>MATURITY</u> <u>DATE</u>	<u>b/</u> <u>TRANS</u> <u>YIELD (%)</u>	<u>d/</u> <u>PAR (\$)</u> <u>(000)</u>	<u>DAYS</u> <u>HELD</u>	<u>AMOUNT</u> <u>EARNED (\$)</u>	<u>EFFECTIVE</u> <u>YIELD (%)</u>
06/27/24	REDEMPTIONS (Continued)								
	TR	BILL		06/27/24	5.065	50,000	135	949,687.50	5.249
	TR	BILL		06/27/24	5.065	50,000	135	949,687.50	5.249
	TR	BILL		06/27/24	5.065	50,000	135	949,687.50	5.249
	TR	BILL		06/27/24	5.100	50,000	135	956,250.00	5.286
	TR	BILL		06/27/24	5.100	50,000	135	956,250.00	5.286
	TR	BILL		06/27/24	5.100	50,000	135	956,250.00	5.286
	TR	BILL		06/27/24	5.115	50,000	135	959,062.50	5.302
	TR	BILL		06/27/24	5.115	50,000	135	959,062.50	5.302
	TR	BILL		06/27/24	5.115	50,000	135	959,062.50	5.302
	TR	BILL		06/27/24	5.001	50,000	149	1,034,929.17	5.192
	TR	BILL		06/27/24	5.001	50,000	149	1,034,929.17	5.192
	TR	BILL		06/27/24	5.005	50,000	149	1,035,756.94	5.196
	TR	BILL		06/27/24	5.005	50,000	149	1,035,756.94	5.196
	TR	BILL		06/27/24	5.035	50,000	156	1,090,916.67	5.233
	TR	BILL		06/27/24	5.035	50,000	156	1,090,916.67	5.233
	TR	BILL		06/27/24	5.035	50,000	156	1,090,916.67	5.233
	TR	BILL		06/27/24	5.010	50,000	160	1,113,333.33	5.209
	TR	BILL		06/27/24	5.010	50,000	160	1,113,333.33	5.209
	TR	BILL		06/27/24	5.010	50,000	160	1,113,333.33	5.209
	TR	BILL		06/27/24	5.010	50,000	160	1,113,333.33	5.209
	TR	BILL		06/27/24	5.010	50,000	160	1,113,333.33	5.209
	TR	BILL		06/27/24	5.010	50,000	160	1,113,333.33	5.209
	TR	BILL		06/27/24	5.018	50,000	161	1,121,968.75	5.218
	TR	BILL		06/27/24	5.018	50,000	161	1,121,968.75	5.218
	TR	BILL		06/27/24	5.018	50,000	161	1,121,968.75	5.218
	TR	BILL		06/27/24	5.020	50,000	161	1,122,527.78	5.221
	TR	BILL		06/27/24	5.020	50,000	161	1,122,527.78	5.221
	TR	BILL		06/27/24	5.020	50,000	161	1,122,527.78	5.221
	TR	BILL		06/27/24	4.985	50,000	162	1,121,625.00	5.184
	TR	BILL		06/27/24	4.985	50,000	162	1,121,625.00	5.184
	TR	BILL		06/27/24	4.985	50,000	162	1,121,625.00	5.184
	TR	BILL		06/27/24	4.990	50,000	162	1,122,750.00	5.190
	TR	BILL		06/27/24	4.990	50,000	162	1,122,750.00	5.190
	TR	BILL		06/27/24	4.990	50,000	162	1,122,750.00	5.190
	TR	BILL		06/27/24	4.990	50,000	162	1,122,750.00	5.190
	TR	BILL		06/27/24	4.990	50,000	162	1,122,750.00	5.190
	TR	BILL		06/27/24	5.020	50,000	162	1,129,500.00	5.222
	TR	BILL		06/27/24	5.020	50,000	162	1,129,500.00	5.222
	TR	BILL		06/27/24	5.020	50,000	162	1,129,500.00	5.222
	TR	BILL		06/27/24	5.020	50,000	162	1,129,500.00	5.222
	TR	BILL		06/27/24	5.020	50,000	162	1,129,500.00	5.222
	TR	BILL		06/27/24	5.020	50,000	162	1,129,500.00	5.222
	TR	BILL		06/27/24	5.025	50,000	162	1,130,625.00	5.227
	TR	BILL		06/27/24	5.025	50,000	162	1,130,625.00	5.227
	TR	BILL		06/27/24	5.025	50,000	162	1,130,625.00	5.227

INVESTMENT TRANSACTIONS

<u>DATE</u>	<u>a/</u> <u>TYPE</u>	<u>DESCRIPTION</u>	<u>CPN (%)</u>	<u>MATURITY</u> <u>DATE</u>	<u>b/</u> <u>TRANS</u> <u>YIELD (%)</u>	<u>d/</u> <u>PAR (\$)</u> <u>(000)</u>	<u>DAYS</u> <u>HELD</u>	<u>AMOUNT</u> <u>EARNED (\$)</u>	<u>EFFECTIVE</u> <u>YIELD (%)</u>
06/27/24	REDEMPTIONS (Continued)								
	TR	BILL		06/27/24	4.982	50,000	163	1,127,869.44	5.182
	TR	BILL		06/27/24	4.982	50,000	163	1,127,869.44	5.182
	TR	BILL		06/27/24	4.982	50,000	163	1,127,869.44	5.182
	TR	BILL		06/27/24	4.983	50,000	163	1,128,095.83	5.183
	TR	BILL		06/27/24	4.983	50,000	163	1,128,095.83	5.183
	TR	BILL		06/27/24	4.983	50,000	163	1,128,095.83	5.183
	TR	BILL		06/27/24	4.985	50,000	163	1,128,548.61	5.185
	TR	BILL		06/27/24	4.985	50,000	163	1,128,548.61	5.185
	TR	BILL		06/27/24	4.985	50,000	163	1,128,548.61	5.185
	TR	BILL		06/27/24	4.990	50,000	163	1,129,680.56	5.190
	TR	BILL		06/27/24	4.990	50,000	163	1,129,680.56	5.190
	TR	BILL		06/27/24	4.990	50,000	163	1,129,680.56	5.190
	TR	BILL		06/27/24	5.045	50,000	182	1,275,263.89	5.263
	TR	BILL		06/27/24	5.045	50,000	182	1,275,263.89	5.263
	TR	BILL		06/27/24	5.045	50,000	182	1,275,263.89	5.263
	TR	BILL		06/27/24	5.045	50,000	182	1,275,263.89	5.263
	TR	BILL		06/27/24	5.045	50,000	182	1,275,263.89	5.263
	TR	BILL		06/27/24	5.045	50,000	182	1,275,263.89	5.263
	TR	BILL		06/27/24	5.045	50,000	182	1,275,263.89	5.263
	TR	BILL		06/27/24	5.045	50,000	182	1,275,263.89	5.263
	TR	BILL		06/27/24	5.045	50,000	182	1,275,263.89	5.263
	TR	BILL		06/27/24	5.046	50,000	182	1,275,516.67	5.264
	TR	BILL		06/27/24	5.046	50,000	182	1,275,516.67	5.264
	TR	BILL		06/27/24	5.046	50,000	182	1,275,516.67	5.264
	YCD	CIBC	5.320	06/27/24	5.320	50,000	10	73,888.89	5.394
	YCD	CIBC	5.320	06/27/24	5.320	50,000	10	73,888.89	5.394
	YCD	MUFG BK	5.270	06/27/24	5.270	50,000	17	124,430.56	5.343
	YCD	MUFG BK	5.270	06/27/24	5.270	50,000	17	124,430.56	5.343
	YCD	MUFG BK	5.270	06/27/24	5.270	50,000	17	124,430.56	5.343
	YCD	MUFG BK	5.270	06/27/24	5.270	50,000	17	124,430.56	5.343
	YCD	DNB	5.300	06/27/24	5.300	50,000	17	125,138.89	5.374
	YCD	DNB	5.300	06/27/24	5.300	50,000	17	125,138.89	5.374
	YCD	CR AG CIB	5.320	06/27/24	5.320	50,000	17	125,611.11	5.394
	YCD	CR AG CIB	5.320	06/27/24	5.320	50,000	17	125,611.11	5.394
	YCD	CR AG CIB	5.320	06/27/24	5.320	50,000	17	125,611.11	5.394
	YCD	CR AG CIB	5.320	06/27/24	5.320	50,000	17	125,611.11	5.394
	YCD	SWEDBANK	5.370	06/27/24	5.370	50,000	126	939,750.00	5.460
	YCD	SWEDBANK	5.370	06/27/24	5.370	50,000	126	939,750.00	5.460
	YCD	MIZUHO	5.370	06/27/24	5.370	50,000	127	947,208.33	5.459
	YCD	MIZUHO	5.370	06/27/24	5.370	50,000	127	947,208.33	5.459
06/27/24	PURCHASES								
	CP	NYLIFE STF		09/23/24	5.370	50,000			
	CP	PFIZER		11/01/24	5.310	50,000			
	CP	ING FDL		12/27/24	5.260	50,000			
	CP	ING FDL		12/27/24	5.260	50,000			

INVESTMENT TRANSACTIONS

<u>DATE</u>	<u>TYPE</u>	<u>a/</u> <u>DESCRIPTION</u>	<u>CPN (%)</u>	<u>MATURITY</u> <u>DATE</u>	<u>b/</u> <u>TRANS</u> <u>YIELD (%)</u>	<u>d/</u> <u>PAR (\$)</u> <u>(000)</u>	<u>DAYS</u> <u>HELD</u>	<u>AMOUNT</u> <u>EARNED (\$)</u>	<u>EFFECTIVE</u> <u>YIELD (%)</u>
06/27/24	PURCHASES (Continued)								
	DN	FNMA		07/02/24	5.220	50,000			
	DN	FNMA		07/02/24	5.220	50,000			
	DN	FHLB		10/07/24	5.180	50,000			
	DN	FHLB		10/07/24	5.180	50,000			
	TR	BILL		12/12/24	5.110	50,000			
	TR	BILL		12/12/24	5.110	50,000			
06/28/24	REDEMPTIONS								
	CP	MUFG BK		06/28/24	5.270	50,000	11	80,513.89	5.352
	CP	MUFG BK		06/28/24	5.270	50,000	11	80,513.89	5.352
	CP	DISNEY		06/28/24	5.400	50,000	95	712,500.00	5.554
	CP	OLD LINE		06/28/24	5.330	50,000	191	1,413,930.56	5.577
	CP	OLD LINE		06/28/24	5.330	50,000	191	1,413,930.56	5.577
	CP	SOC GEN NY		06/28/24	5.400	50,000	198	1,485,000.00	5.658
	CP	SOC GEN NY		06/28/24	5.400	50,000	198	1,485,000.00	5.658
	CP	CGMI		06/28/24	5.430	50,000	204	1,538,500.00	5.696
	CP	CGMI		06/28/24	5.430	50,000	204	1,538,500.00	5.696
	DEB	FHLB	0.350	06/28/24	0.350	50,000	1,144	547,847.22	0.351
	DEB	FHLB	0.350	06/28/24	0.350	50,000	1,144	547,847.22	0.351
	DN	FFCB		06/28/24	5.080	50,000	191	1,347,611.11	5.308
	DN	FFCB		06/28/24	5.080	50,000	191	1,347,611.11	5.308
	DN	IBRD		06/28/24	5.130	50,000	192	1,368,000.00	5.362
	DN	IBRD		06/28/24	5.130	50,000	192	1,368,000.00	5.362
	DN	FHLMC		06/28/24	5.090	50,000	198	1,399,750.00	5.324
	DN	FHLMC		06/28/24	5.090	50,000	198	1,399,750.00	5.324
	DN	FHLMC		06/28/24	5.090	50,000	198	1,399,750.00	5.324
	DN	FFCB		06/28/24	5.080	50,000	358	2,525,888.89	5.439
	DN	FFCB		06/28/24	5.080	50,000	358	2,525,888.89	5.439
	DN	FHLB		06/28/24	5.145	50,000	358	2,558,208.33	5.513
	DN	FHLB		06/28/24	5.145	50,000	358	2,558,208.33	5.513
	YCD	NORDEA ABP	5.350	06/28/24	5.350	50,000	198	1,471,250.00	5.439
	YCD	UBS	5.740	06/28/24	5.740	50,000	225	1,793,750.00	5.836
	YCD	UBS	5.740	06/28/24	5.740	50,000	225	1,793,750.00	5.836
	YCD	FORTIS	5.690	06/28/24	5.690	50,000	226	1,786,027.78	5.785
	YCD	FORTIS	5.690	06/28/24	5.690	50,000	226	1,786,027.78	5.785
	YCD	TORONTO	6.000	06/28/24	6.000	50,000	361	3,008,333.33	6.100
	YCD	TORONTO	6.000	06/28/24	6.000	50,000	361	3,008,333.33	6.100
	YCD	RB CANADA	6.000	06/28/24	6.000	50,000	365	3,041,666.67	6.100
	YCD	RB CANADA	6.000	06/28/24	6.000	50,000	365	3,041,666.67	6.100
06/28/24	NO PURCHASES								

FOOTNOTES

- a/** The abbreviations indicate the type of security purchased, sold, or redeemed:
- | | |
|--------|--|
| BA | Bankers Acceptances |
| BN | Bank Notes |
| CB | Corporate Bonds |
| CB CL | Callable Corporate Bonds |
| CB FR | Floating Rate Corporate Bonds |
| CD | Negotiable Certificates of Deposit |
| CD FR | Floating Rate Negotiable Certificates of Deposit |
| CP | Commercial Paper |
| DEB | Federal/Supranational Agency Debentures – Federal Home Loan Bank (FHLB), Federal Home Loan Mortgage Corporation (FHLMC), Federal National Mortgage Association (FNMA), Federal Farm Credit Bank (FFCB), Federal Land Banks (FLB), Federal Intermediate Credit Banks (FICB), Federal Agricultural Mortgage Corporation (FAMC), Central Bank for Cooperatives (CBC), Tennessee Valley Authority (TVA), Commodity Credit Corporation (CCC), International Bank for Reconstruction and Development (IBRD), Inter-American Development Bank (IADB), International Finance Corporation (IFC), Government Development Bank for Puerto Rico (DBPR), European Bank for Reconstruction and Development (EBRD), European Investment Bank (EIB). |
| DEB CL | Federal/Supranational Agency Callable Debentures – FHLB, FHLMC, FNMA, FFCB, FLB, FICB, FAMC, CBC, TVA, CCC, IBRD, IADB, IFC, DBPR, EBRD, EIB, DBPR, EBRD, EIB. |
| DEB FR | Federal/Supranational Agency Floating Rate Debentures – FHLB, FHLMC, FNMA, FFCB, FLB, FICB, FAMC, CBC, TVA, CCC, IBRD, IADB, IFC, DBPR, EBRD, EIB. |
| DN | Federal/Supranational Agency Discount Notes- FHLB, FHLMC, FNMA, FFCB, FLB, FICB, FAMC, CBC, TVA, CCC, IBRD, IADB, IFC, DBPR, EBRD, EIB. |
| PC | Federal Agency Mortgage-backed Pass-through Certificates – FHLMC, FNMA, Government National Mortgage Investment Conduit (GNMA) |
| SBA FR | Floating Rate Small Business Administration (SBA) Loan Pools |
| REMIC | Federal Agency Real Estate Mortgage Investment Conduits – FHLMC, FNMA |
| TR | U.S. Treasury Bills, Notes |
| YCD | Negotiable Yankee Certificates of Deposit |
| YCD FR | Floating Rate Negotiable Yankee Certificates of Deposit |
- b/** Industry standard purchase yield calculation
- c/** Repurchase Agreement
- d/** Par amount of securities purchased, sold or redeemed
- e/** Securities were purchased and sold as of the same date
- f/** Repurchase Agreement against Reverse Repurchase Agreement
- g/** Outright purchase against Reverse Repurchase Agreement
- h/** Security "SWAP" transactions
- i/** Buy back agreement
- | | |
|-----|---|
| RRP | Termination of Reverse Repurchase Agreement |
| RRS | Reverse Repurchase Agreement |

TIME DEPOSITS

FINANCIAL INSTITUTION	DEPOSIT DATE	YIELD (%)	PAR AMOUNT (\$)	MATURITY DATE
ALHAMBRA				
New Omni Bank, N.A.	02/28/24	5.140	8,000,000.00	08/28/24
New Omni Bank, N.A.	03/15/24	5.110	30,000,000.00	09/13/24
New Omni Bank, N.A.	04/11/24	5.110	9,000,000.00	10/10/24
New Omni Bank, N.A.	05/16/24	5.170	15,000,000.00	11/14/24
BREA				
American First Credit Union	03/06/24	5.160	27,000,000.00	09/04/24
American First Credit Union	06/14/24	5.190	23,000,000.00	12/13/24
CHICO				
Tri Counties Bank	01/26/24	5.080	50,000,000.00	07/26/24
Tri Counties Bank	03/06/24	5.160	50,000,000.00	09/04/24
DIAMOND BAR				
Prospectors Federal Credit Union	05/30/24	5.330	2,000,000.00	08/29/24
DOWNEY				
Financial Partners Credit Union	04/04/24	5.320	10,000,000.00	07/03/24
Financial Partners Credit Union	04/25/24	5.350	20,000,000.00	07/25/24
EL MONTE				
Cathay Bank	02/15/24	5.160	50,000,000.00	08/15/24
Cathay Bank	03/14/24	5.150	25,000,000.00	09/12/24
Cathay Bank	05/09/24	5.200	125,000,000.00	11/07/24
Cathay Bank	05/22/24	5.210	100,000,000.00	11/20/24
FRESNO				
FFB (FKA Fresno First Bank)	04/04/24	5.120	2,000,000.00	10/03/24
FOLSOM				
Safe Credit Union	05/29/24	5.220	1,000,000.00	12/04/24
GARDEN GROVE				
US Metro Bank	01/17/24	5.010	20,000,000.00	07/17/24
US Metro Bank	05/17/24	5.200	5,000,000.00	11/15/24
US Metro Bank	06/05/24	5.210	10,000,000.00	12/04/24
US Metro Bank	06/06/24	5.200	20,000,000.00	12/05/24
HUNTINGTON BEACH				
Nuvison Federal Credit Union	04/04/24	5.180	25,000,000.00	10/03/24

TIME DEPOSITS

<u>FINANCIAL INSTITUTION</u>	<u>DEPOSIT</u>		<u>PAR</u>	<u>MATURITY</u>
	<u>DATE</u>	<u>YIELD (%)</u>	<u>AMOUNT (\$)</u>	<u>DATE</u>
IRVINE				
CommerceWest Bank	03/06/24	5.130	13,000,000.00	09/04/24
CommerceWest Bank	06/05/24	5.290	12,000,000.00	09/04/24
CommerceWest Bank	04/04/24	5.140	30,000,000.00	10/03/24
CommerceWest Bank	04/19/24	5.180	5,000,000.00	10/18/24
CommerceWest Bank	05/09/24	5.180	15,000,000.00	11/07/24
Commercial Bank of California	01/04/24	5.100	1,000,000.00	07/05/24
Pacific Premier Bank	01/04/24	5.090	50,000,000.00	07/05/24
Pacific Premier Bank	03/22/24	5.170	50,000,000.00	09/13/24
Pacific Premier Bank	05/08/24	5.200	50,000,000.00	11/06/24
Pacific Premier Bank	05/30/24	5.220	25,000,000.00	12/05/24
Pacific Premier Bank	06/06/24	5.190	50,000,000.00	12/05/24
Pacific Premier Bank	06/07/24	5.190	50,000,000.00	12/06/24
LODI				
Farmers & Merchants Bank of Central CA	04/03/24	5.230	3,000,000.00	07/03/24
LOS ANGELES				
Bank of Hope	04/04/24	5.280	135,000,000.00	07/03/24
Bank of Hope	05/15/24	5.230	90,000,000.00	11/13/24
Bank of Hope	05/31/24	5.240	75,000,000.00	12/06/24
Commonwealth Business Bank	06/06/24	5.270	12,000,000.00	09/05/24
Commonwealth Business Bank	06/07/24	5.270	13,000,000.00	09/06/24
Commonwealth Business Bank	05/02/24	5.200	5,000,000.00	10/31/24
CTBC Bank Corp. (USA)	02/16/24	5.160	60,000,000.00	08/16/24
CTBC Bank Corp. (USA)	03/15/24	5.160	40,000,000.00	09/13/24
CTBC Bank Corp. (USA)	04/11/24	5.160	50,000,000.00	10/10/24
Hanmi Bank	01/10/24	5.080	20,000,000.00	07/10/24
Hanmi Bank	02/09/24	5.080	15,000,000.00	08/09/24
Hanmi Bank	03/14/24	5.150	25,000,000.00	09/12/24
Hanmi Bank	05/09/24	5.200	30,000,000.00	11/07/24
Hanmi Bank	06/13/24	5.220	30,000,000.00	12/12/24
Open Bank	01/04/24	5.090	14,000,000.00	07/05/24
Open Bank	04/24/24	5.310	16,000,000.00	07/31/24
Open Bank	05/01/24	5.300	10,000,000.00	07/31/24
Open Bank	04/05/24	5.170	30,000,000.00	10/04/24
Open Bank	06/05/24	5.210	20,000,000.00	12/04/24
PCB Bank (FKA Pacific City Bank)	04/04/24	5.270	30,000,000.00	07/03/24
PCB Bank (FKA Pacific City Bank)	04/12/24	5.200	10,000,000.00	10/11/24
PCB Bank (FKA Pacific City Bank)	06/12/24	5.220	20,000,000.00	12/11/24
Preferred Bank	03/13/24	5.110	125,000,000.00	09/11/24
Preferred Bank	05/09/24	5.160	20,000,000.00	11/07/24
Royal Business Bank	02/09/24	5.080	10,000,000.00	08/09/24
Royal Business Bank	06/14/24	5.290	15,000,000.00	09/13/24
State Bank of India (California)	03/13/24	5.150	30,000,000.00	09/11/24
State Bank of India (California)	04/25/24	5.210	6,000,000.00	10/24/24

TIME DEPOSITS

<u>FINANCIAL INSTITUTION</u>	<u>DEPOSIT</u>		<u>PAR</u>	<u>MATURITY</u>
	<u>DATE</u>	<u>YIELD (%)</u>	<u>AMOUNT (\$)</u>	<u>DATE</u>
OAKLAND				
Beneficial State Bank	06/07/24	5.320	1,000,000.00	09/06/24
California Bank of Commerce	03/14/24	5.150	5,000,000.00	09/12/24
California Bank of Commerce	04/03/24	5.160	13,500,000.00	10/02/24
California Bank of Commerce	05/01/24	5.220	5,000,000.00	10/30/24
California Bank of Commerce	05/31/24	5.220	10,000,000.00	12/06/24
Metropolitan Bank	02/15/24	5.160	1,000,000.00	08/15/24
Metropolitan Bank	02/29/24	5.170	2,000,000.00	08/29/24
ONTARIO				
Citizens Business Bank	05/30/24	5.300	50,000,000.00	08/29/24
Citizens Business Bank	06/12/24	5.300	100,000,000.00	09/11/24
PALOS VERDES ESTATES				
Malaga Bank F.S.B.	01/04/24	5.070	5,000,000.00	07/05/24
Malaga Bank F.S.B.	01/12/24	5.060	46,000,000.00	07/12/24
PASADENA				
American Plus Bank, N.A.	04/05/24	5.220	10,000,000.00	07/05/24
American Plus Bank, N.A.	01/19/24	5.020	14,000,000.00	07/19/24
American Plus Bank, N.A.	01/26/24	5.030	6,000,000.00	07/26/24
American Plus Bank, N.A.	01/31/24	5.000	3,000,000.00	07/31/24
American Plus Bank, N.A.	02/08/24	5.040	4,000,000.00	08/08/24
American Plus Bank, N.A.	02/14/24	5.080	8,000,000.00	08/14/24
American Plus Bank, N.A.	03/15/24	5.110	5,000,000.00	09/13/24
East West Bank	01/04/24	5.070	50,000,000.00	07/05/24
East West Bank	01/10/24	5.060	175,000,000.00	07/10/24
East West Bank	01/26/24	5.050	75,000,000.00	07/26/24
Wescom Central Credit Union	04/11/24	5.300	50,000,000.00	07/11/24
Wescom Central Credit Union	04/12/24	5.320	25,000,000.00	07/12/24
Wescom Central Credit Union	06/07/24	5.320	20,000,000.00	09/06/24
Wescom Central Credit Union	06/12/24	5.330	50,000,000.00	09/11/24
PORTERVILLE				
Bank of The Sierra	03/07/24	5.140	5,000,000.00	09/05/24
Bank of The Sierra	04/25/24	5.210	10,000,000.00	10/24/24
REDDING				
Cornerstone Community Bank	02/09/24	5.080	8,500,000.00	08/09/24
Cornerstone Community Bank	04/17/24	5.200	9,000,000.00	10/16/24

TIME DEPOSITS

<u>FINANCIAL INSTITUTION</u>	<u>DEPOSIT</u>		<u>PAR</u>	<u>MATURITY</u>
	<u>DATE</u>	<u>YIELD (%)</u>	<u>AMOUNT (\$)</u>	<u>DATE</u>
REDWOOD CITY				
Provident Credit Union	01/11/24	5.100	20,000,000.00	07/11/24
Provident Credit Union	01/11/24	5.100	20,000,000.00	07/11/24
Provident Credit Union	02/08/24	5.090	20,000,000.00	08/08/24
Provident Credit Union	03/14/24	5.160	40,000,000.00	09/12/24
Provident Credit Union	03/15/24	5.160	20,000,000.00	09/13/24
Provident Credit Union	04/04/24	5.170	20,000,000.00	10/03/24
Provident Credit Union	05/02/24	5.230	50,000,000.00	10/31/24
Provident Credit Union	05/16/24	5.220	20,000,000.00	11/14/24
Provident Credit Union	06/05/24	5.210	20,000,000.00	12/04/24
Provident Credit Union	05/31/24	5.230	20,000,000.00	12/06/24
ROWLAND HEIGHTS				
First General Bank	04/03/24	5.120	1,000,000.00	10/02/24
ROSEMEAD				
Pacific Alliance Bank	04/03/24	5.140	4,000,000.00	10/02/24
ROSEVILLE				
Five Star Bank	01/11/24	5.090	75,000,000.00	07/11/24
Five Star Bank	05/29/24	5.300	50,000,000.00	08/28/24
Five Star Bank	06/12/24	5.21	10,000,000.00	12/11/24
SACRAMENTO				
Golden 1 Credit Union	03/06/24	5.170	75,000,000.00	09/04/24
Golden 1 Credit Union	05/02/24	5.240	150,000,000.00	10/31/24
Golden 1 Credit Union	06/13/24	5.220	75,000,000.00	12/12/24
SAN DIEGO				
Axos Bank	02/28/24	5.160	25,000,000.00	08/28/24
Axos Bank	03/13/24	5.130	100,000,000.00	09/11/24
Axos Bank	04/10/24	5.150	50,000,000.00	10/09/24
Axos Bank	04/17/24	5.180	25,000,000.00	10/16/24
Axos Bank	06/06/24	5.170	100,000,000.00	12/05/24
Bank of Southern California N.A.	04/18/24	5.280	10,000,000.00	07/18/24
Bank of Southern California N.A.	05/16/24	5.290	20,000,000.00	08/15/24
Bank of Southern California N.A.	05/17/24	5.290	5,000,000.00	08/16/24
Bank of Southern California N.A.	05/30/24	5.310	25,000,000.00	08/29/24
California Coast Credit Union	01/17/24	5.010	50,000,000.00	07/17/24
California Coast Credit Union	02/14/24	5.120	1,000,000.00	08/14/24
Mission Federal Credit Union	01/04/24	5.090	50,000,000.00	07/05/24
Mission Federal Credit Union	01/17/24	5.010	50,000,000.00	07/17/24

TIME DEPOSITS

FINANCIAL INSTITUTION	DEPOSIT DATE	YIELD (%)	PAR AMOUNT (\$)	MATURITY DATE
SAN FRANCISCO				
Bank of San Francisco	03/08/24	5.120	10,000,000.00	09/06/24
Mission National Bank	04/04/24	5.250	15,000,000.00	07/03/24
Mission National Bank	04/18/24	5.260	5,000,000.00	07/18/24
SAN JOSE				
Meriwest Credit Union	04/11/24	5.300	10,000,000.00	07/11/24
Meriwest Credit Union	04/24/24	5.330	25,000,000.00	07/24/24
Meriwest Credit Union	05/08/24	5.320	10,000,000.00	08/07/24
Technology Credit Union	02/29/24	5.190	100,000,000.00	08/29/24
Technology Credit Union	04/05/24	5.180	100,000,000.00	10/04/24
Technology Credit Union	05/02/24	5.240	50,000,000.00	10/31/24
Technology Credit Union	05/16/24	5.230	50,000,000.00	11/14/24
SANTA ANA				
Banc of California, N.A.	04/11/24	5.320	75,000,000.00	07/11/24
Banc of California, N.A.	01/17/24	5.010	75,000,000.00	07/17/24
Banc of California, N.A.	05/31/24	5.240	25,000,000.00	12/06/24
SANTA BARBARA				
American Riviera Bank	06/13/24	5.220	5,000,000.00	12/12/24
SANTA ROSA				
Poppy Bank	01/10/24	5.090	50,000,000.00	07/10/24
Poppy Bank	04/18/24	5.290	70,000,000.00	07/18/24
Poppy Bank	05/16/24	5.300	30,000,000.00	08/15/24
Poppy Bank	06/05/24	5.300	72,000,000.00	09/04/24
Poppy Bank	03/08/24	5.150	23,000,000.00	09/06/24
Poppy Bank	05/29/24	5.230	50,000,000.00	12/04/24
SUN VALLEY				
Mission Valley Bank	05/01/24	5.200	10,000,000.00	10/30/24
TUSTIN				
SchoolsFirst Federal Credit Union	05/01/24	5.230	50,000,000.00	10/30/24
VACAVILLE				
Travis Credit Union	03/08/24	5.150	100,000,000.00	09/06/24
Travis Credit Union	04/11/24	5.160	50,000,000.00	10/10/24
Travis Credit Union	05/09/24	5.210	50,000,000.00	11/07/24
Travis Credit Union	05/15/24	5.230	25,000,000.00	11/13/24

TIME DEPOSITS

<u>FINANCIAL INSTITUTION</u>	<u>DEPOSIT DATE</u>	<u>YIELD (%)</u>	<u>PAR AMOUNT (\$)</u>	<u>MATURITY DATE</u>
WALNUT CREEK				
Mechanics Bank	05/30/24	5.310	1,000,000.00	08/29/24
WATSONVILLE				
Santa Cruz County Bank	01/05/24	5.070	10,000,000.00	07/05/24
Santa Cruz County Bank	05/09/24	5.180	10,000,000.00	11/07/24
TOTAL TIME DEPOSITS JUNE 2024			5,060,000,000.00	

BANK DEMAND DEPOSITS
JUNE 2024
 (\$ in thousands)

DAILY BALANCES

<u>DAY OF MONTH</u>		<u>BANK BALANCES</u>		<u>INTEREST BEARING BANK BALANCES</u>		<u>WARRANTS OUTSTANDING</u>
1	\$	225,682	\$	1,475,000	\$	5,106,301
2		225,682		1,475,000		5,106,301
3		371,560		1,400,000		4,832,054
4		406,157		1,490,000		4,914,449
5		451,116		1,375,000		4,963,340
6		522,904		1,445,000		5,536,914
7		363,958		1,460,000		6,305,206
8		363,958		1,460,000		6,305,206
9		363,958		1,460,000		6,305,206
10		365,731		1,375,000		5,502,884
11		380,058		1,440,000		5,322,570
12		349,973		1,475,000		6,092,020
13		392,857		1,525,000		6,143,418
14		348,088		1,730,000		5,434,160
15		348,088		1,730,000		5,434,160
16		348,088		1,730,000		5,434,273
17		365,622		1,530,000		4,568,850
18		365,882		1,640,000		4,537,843
19		365,882		1,640,000		5,781,874
20		383,861		1,480,000		5,168,831
21		308,697		1,370,000		5,166,700
22		308,697		1,370,000		5,166,700
23		308,697		1,370,000		5,166,700
24		451,022		1,445,000		5,851,216
25		452,130		1,265,000		6,822,359
26		449,580		1,245,000		6,452,181
27		378,980		1,135,000		6,389,990
28		350,541		990,000		5,279,658
29		350,541		990,000		5,279,658
30		350,541		990,000		5,279,658

AVERAGE DOLLAR DAYS \$367,284 a/ \$1,416,833 b/

a/ The prescribed bank balance for June was \$364,618. This consisted of \$248,567 in compensating balances for services, balances for uncollected funds of \$116,534 and a deduction of \$483 for June delayed deposit credit.

b/ Represents the average bank balance in the Interest Bearing Demand Accounts.

**DESIGNATION BY POOLED MONEY INVESTMENT BOARD
 OF TREASURY POOLED MONEY INVESTMENTS AND DEPOSITS**

1900

In accordance with sections 16480 through 16480.8 of the Government Code (GC), the Pooled Money Investment Board, at its meeting on June 19, 2024, has determined and designated the amount of money available for deposit and investment as of June 12, 2024, under said sections. In accordance with sections 16480.1 and 16480.2 of the GC, it is the intent that the money available for deposit or investment be deposited in bank accounts and savings and loan associations or invested in securities in such a manner so as to realize the maximum return consistent with safe and prudent treasury management, and the Board does hereby designate the amount of money available for deposit in bank accounts, savings and loan associations, and for investment in securities and the type of such deposits and investments as follows:

1. In accordance with Treasurer's Office policy, for deposit in demand bank accounts as:

a. Compensating Balance for Services 249,000,000

The active noninterest-bearing bank accounts designation constitutes a calendar month average balance. For purposes of computing the compensating balances, the Treasurer shall exclude from the daily balances any amounts contained therein as a result of nondelivery of securities purchased for "cash" for the Pooled Money Investment Account and shall adjust for any deposits not credited by the bank as of the date of deposit. The balances in such accounts may fall below the above amount provided that the balances computed by dividing the sum of daily balances of that calendar month by the number of days in the calendar month reasonably approximates that amount. The balances may exceed this amount during heavy collection periods or in anticipation of large impending warrant presentations to the Treasury, but the balances are to be maintained in such a manner as to realize the maximum return consistent with safe and prudent treasury management.

b. Interest Bearing Accounts for Cash Flow Variability: \$ 1,500,000,000

JP Morgan Chase Bank	\$ 500,000,000
BMO Bank, N.A.	\$ 500,000,000
US Bank	\$ 500,000,000

The interest bearing bank account designation represents targeted balances to be averaged over one month's period to smooth cash flow variability. The balances may fluctuate above and below these amounts as needed to manage cash flow variances and to meet daily liquidity needs. Interest earnings for these accounts will be calculated according to the terms of the agreement between the Treasurer's Office and the account's depository bank, paid monthly and recorded as a deposit into the state's main demand deposit account, and allocated quarterly by the State Controller's Office as directed by GC 16475 and GC 16480.6.

2. In accordance with law, for investment in securities authorized by section 16430, GC, or in term interest-bearing deposits in banks and savings and loan associations as follows:

	From	To	Transactions	In Securities (GC section 16430)	Time Deposits in Various Financial Institutions (GC sections 16503a and 16602)	Estimated Total
(1)	6/17/2024	6/21/2024	\$ 14,895,012,000	\$ 9,740,012,000	\$ 5,155,000,000	\$ 14,895,012,000
(2)	6/24/2024	6/28/2024	\$ (6,169,854,000)	\$ 3,570,158,000	\$ 5,155,000,000	\$ 8,725,158,000
(3)	7/1/2024	7/5/2024	\$ (5,042,900,000)	\$ (1,472,742,000)	\$ 5,155,000,000	\$ 3,682,258,000
(4)	7/8/2024	7/12/2024	\$ (987,900,000)	\$ (2,460,642,000)	\$ 5,155,000,000	\$ 2,694,358,000
(5)	7/15/2024	7/19/2024	\$ (1,917,900,000)	\$ (4,378,542,000)	\$ 5,155,000,000	\$ 776,458,000
(6)	7/22/2024	7/26/2024	\$ (4,809,100,000)	\$ (9,187,642,000)	\$ 5,155,000,000	\$ (4,032,642,000)
(7)	7/29/2024	8/2/2024	\$ (1,040,700,000)	\$ (10,228,342,000)	\$ 5,155,000,000	\$ (5,073,342,000)
(8)	8/5/2024	8/9/2024	\$ 1,535,800,000	\$ (8,692,542,000)	\$ 5,155,000,000	\$ (3,537,542,000)
(9)	8/12/2024	8/16/2024	\$ (2,067,500,000)	\$ (10,760,042,000)	\$ 5,155,000,000	\$ (5,605,042,000)
(10)	8/19/2024	8/23/2024	\$ 948,200,000	\$ (9,811,842,000)	\$ 5,155,000,000	\$ (4,656,842,000)

From any of the amounts specifically designated above, not more than 30 percent in the aggregate may be invested in prime commercial paper under section 16430(e), GC.

Additional amounts available in treasury trust account and in the Treasury from time to time, in excess of the amounts and for the same types of investments as specifically designated above.

Provided, that the availability of the amounts shown under paragraph 2 is subject to reduction in the amount by which the bank accounts under paragraph 1 would otherwise be reduced below the calendar month average balance 249,000,000.

Dated: June 19, 2024

POOLED MONEY INVESTMENT BOARD:

Signature on file at STO

Chair

Member

Member

LOS ANGELES COUNTY TREASURER
 PENDING TRANSACTIONS DETAIL REPORT
 AS OF JULY 31, 2024
 ATTACHMENT XVIII

Settle Date	Counter Party	Original Transaction ID	Description	Rate	Maturity Date	Price	Par	Principal	Purchased Interest
<u>NTRD - PSI NON-TRADING</u>									
08/01/24	FEDERAL FARM CREDIT BANKS FUNDING CORP	1328100920	FED FARM CR BNKS 5.390 07/23/29 '25	5.390	07/23/29	100.000	\$30,000,000.00	\$30,000,000.00	\$0.00
08/13/24	FEDERAL HOME LOAN BANKS	1327267068	FHLBANKS 5.420 08/13/31 '25	5.420	08/13/31	100.000	25,000,000.00	25,000,000.00	35,933.33
PSI Non-Trading Total							\$55,000,000.00	\$55,000,000.00	\$35,933.33
Grand Total							\$55,000,000.00	\$55,000,000.00	\$35,933.33