



**COUNTY OF LOS ANGELES  
TREASURER AND TAX COLLECTOR**

Kenneth Hahn Hall of Administration  
500 West Temple Street, Room 437  
Los Angeles, California 90012  
Telephone: (213) 974-2101 Fax: (213) 626-1812  
ttc.lacounty.gov and propertytax.lacounty.gov

**ELIZABETH BUENROSTRO GINSBERG**  
TREASURER AND TAX COLLECTOR

Board of Supervisors

**HILDA L. SOLIS**  
First District

**HOLLY J. MITCHELL**  
Second District

**LINDSEY P. HORVATH**  
Third District

**JANICE HAHN**  
Fourth District

**KATHRYN BARGER**  
Fifth District

May 31, 2024

TO: Supervisor Lindsey P. Horvath, Chair  
Supervisor Hilda L. Solis  
Supervisor Holly J. Mitchell  
Supervisor Janice Hahn  
Supervisor Kathryn Barger

FROM: Elizabeth Buenrostro Ginsberg  
Treasurer and Tax Collector

SUBJECT: **REPORT OF INVESTMENTS FOR THE MONTH OF APRIL 2024**

The Report of Investments for the month of April 2024 has been compiled pursuant to the California Government Code and the Treasurer and Tax Collector's (TTC) Investment Policy.

All investments made during the month of April 2024 were in accordance with the California Government Code and conform to the TTC's Investment Policy.

The attached Schedules A and B summarize important Treasury Pool information. You will find the complete monthly Report of Investments at the following link:

<https://ttc.lacounty.gov/monthly-reports/>

Should you have any questions, please contact me directly or your staff may contact Ms. Damia J. Johnson, Assistant Treasurer and Tax Collector, of my staff at (213) 974-2139 or [djohnson@ttc.lacounty.gov](mailto:djohnson@ttc.lacounty.gov).

EBG:DJJ:JK:bp

Attachments

c: Chief Executive Officer  
Interim Executive Officer, Board of Supervisors  
Auditor-Controller  
County Counsel  
Los Angeles Community College District  
Los Angeles County Office of Education

TREASURER AND TAX COLLECTOR  
REPORT OF INVESTMENTS FOR APRIL 2024

Detailed information regarding the pooled and specific portfolios, related earnings, and data required to be disclosed pursuant to statute is shown in the following report attachments.

GENERAL PORTFOLIO SCHEDULES

- A - Portfolio Profiles
- A1 - Credit Quality Distribution and Concentration of Credit Risk
- B - Pooled Surplus Earnings Report
- C - Summary Report of Treasurer's Depository Accounts
- D - Treasurer's Activity and Cash Availability for the Next Six-Month Period
- E - Treasurer's Investment Strategy

ATTACHMENTS

- I. Definitions of Securities
  - Detailed descriptions of the major security types invested in by the Treasury
- II. Compliance Report
  - Detailed report of transactions, if any, which deviate from the Treasurer's investment policy
- III. Performance Report
  - Daily portfolio investment balances, and monthly averages
- IV. Earnings on Investments (Accrual Basis) Chart
  - Graphic presentation of net earning rates on pool investments
- V. Net Income for Month
  - Accrual basis net income for month, gross revenue less expenditures

TREASURER AND TAX COLLECTOR  
REPORT OF INVESTMENTS FOR APRIL 2024

ATTACHMENTS

- VI. PSI Portfolio Participant Composition
  - Percentage breakdown by participant in the PSI Portfolio
- VII. Composition of PSI Portfolio by Type Chart
  - Graphic presentation of the percentage composition of the pooled portfolio by major security type
- VIII. Investment Transaction Journal
  - Listing of securities purchased, sold and transferred between portfolios during the month
- IX. Comparison of Investment Cost to Market Value
  - Summary comparison of investment amortized cost to market value by security type
- X. Treasurer Position Compared to Market Value Report
  - Inventory listing of portfolio securities showing amortized cost and market value for each investment
- XI. Trustee and Managed Funds
  - Listing of funds and accounts managed by outside trustees
- XII. Schedule of Floating Rate Securities
  - Inventory listing of portfolio securities where the stated interest rate changes between the purchase date and the maturity date
- XIII. Schedule of Bond Anticipation Notes
  - Inventory listing of Bond Anticipation Notes held by the Pooled Surplus Investment portfolio and their current interest rates
- XIV. Inventory Report – Totals Section Security Type Grouping
  - Summary of weighted-average time to maturity by security type

TREASURER AND TAX COLLECTOR  
REPORT OF INVESTMENTS FOR APRIL 2024

ATTACHMENTS

XV. Inventory Report – Totals Section Maturity Range Grouping

Summary of the amortized cost value of securities maturing within selected time frames

XVI. Composition of PSI Portfolio by Maturity Chart

Graphic presentation of the percentage composition of the pooled portfolio by selected maturity ranges

XVII. Pooled Money Investment Board Letter – Treasurer State of California

Summary of State Treasurer's Local Agency Investment Fund (LAIF)

XVIII. Pending Transactions Report

Detailed report of transactions with future settlement dates

**POOLED SURPLUS AND SPECIFIC PURPOSE INVESTMENTS  
AS OF APRIL 30, 2024**

**SCHEDULE A**

<u>PORTFOLIO PROFILE</u>	<u>Pooled Surplus Investments</u>	<u>Specific Purpose Investments</u>
Inventory Balance at 04/30/24		
At Cost	\$ 63,229,052,955	\$ 369,863,504
At Market	\$ 60,671,668,919	\$ 344,908,303
Repurchase Agreements	\$ -	\$ -
Reverse Repurchase Agreements	\$ -	\$ -
Composition by Security Type:		
Certificates of Deposit United States Government and Agency Obligations	3.72%	0.00%
Bankers Acceptances	66.19%	87.86%
Commercial Paper	0.00%	0.00%
Municipal Obligations	30.01%	0.00%
Corporate and Deposit Notes	0.06%	0.56%
Repurchase Agreements	0.02%	0.00%
Asset-Backed	0.00%	0.00%
Other	0.00%	11.58%
1-60 days	35.13%	8.05%
61 days-1 year	28.72%	35.31%
Over 1 year	36.15%	56.64%
Weighted Average Days to Maturity	632	

**POOLED SURPLUS AND SPECIFIC PURPOSE INVESTMENTS  
AS OF APRIL 30, 2024**

**SCHEDULE A1**

The following is a summary of the credit quality distribution and concentration of credit risk by investment type as a percentage of each portfolio's cost at April 30, 2024:

<u>PSI</u>	<u>S&amp;P</u>	<u>Moody's</u>	<u>Fitch</u>	<u>% of Portfolio</u>
Commercial Paper	A-1	P-1	F1	30.01%
Corporate and Deposit Notes	A-1+	P-1	F1	0.02%
Municipals:				
Los Angeles County Securities	AAA	Aa1	AA+	0.02%
State of California Municipal Bond	AA-	Aa2	AA	0.04%
Negotiable Certificates of Deposit	A-1	P-1	F1	3.72%
U.S. Agency Securities	AA+	Aaa	AAA	47.46%
U.S. Treasury Securities:				
U.S. Treasury Notes	AA+	Aaa	AA+	4.50%
U.S. Treasury Bills	AA+	Aaa	AA+	14.23%
				<u>100.00%</u>

<u>SPI</u>	<u>S&amp;P</u>	<u>Moody's</u>	<u>Fitch</u>	<u>% of Portfolio</u>
Local Agency Investment Fund	Not Rated	Not Rated	Not Rated	11.58%
Los Angeles County Securities	AAA	Aa1	AA+	0.56%
U.S. Agency Securities	AA+	Aaa	AAA	58.78%
U.S. Treasury Securities:				
U.S. Treasury Bills	AA+	Aaa	AA+	29.08%
				<u>100.00%</u>

**POOLED SURPLUS EARNINGS REPORT**  
**APRIL 30, 2024**

**SCHEDULE B**

**TREASURER POOLED SURPLUS**  
**INVESTMENT PORTFOLIO**

Investment Balance 04/30/24	\$ 63,229,052,955
Market Value at 04/30/24	\$ 60,671,668,919
Average Daily Balance	\$ 61,607,547,869
Gains and Losses:	
For the Month	\$ -
For the Past 12 Months	\$ -
Unrealized Gains and Losses on Transfers between Portfolio for the Month	\$ -
Earnings for the Month	\$ 213,577,415
Earnings for the Past 12 Months	\$ 2,163,774,186
Earnings Rate for the Month	4.21%

**SUMMARY REPORT OF TREASURER'S DEPOSITORY ACCOUNTS  
AS OF APRIL 30, 2024**

**SCHEDULE C**

<u>Bank Name</u>	<u>Balance</u>
Bank of America - Concentration	\$ 49,914,610.37
Bank of Montreal - Concentration	\$ 109,642,128.23 (A)
Citibank - Concentration	\$ 13,617.80
JP Morgan Chase - Concentration	\$ 100,650,297.38 (B)
Wells Fargo - Concentration	\$ <u>                    -</u>
Total Ledger Balance for all Banks	<u><u>\$ 260,220,653.78</u></u>

(A) \$100 million of this amount is related to the deposit of funds in an interest-bearing money market savings account, in accordance with the Treasurer's authority under California Government Code Section 53633.

(B) \$100 million of this amount is related to the deposit of funds in an interest-bearing money market savings account, in accordance with the Treasurer's authority under California Government Code Section 53633.



TREASURER'S ACTIVITY FOR APRIL 2024  
AND CASH AVAILABILITY  
FOR THE NEXT SIX-MONTH PERIOD

SCHEDULE D

Government Code Section 53646 (b) (3) requires the Treasurer and Tax Collector to include a statement in the investment report, denoting the ability of the Pooled Surplus Investment Fund to meet its disbursement requirements for the next six months.

The Los Angeles County Pooled Surplus Investment Fund consists of funds in its treasury deposited by various entities required to do so by statute, as well as those entities voluntarily depositing monies in accordance with Government Code Section 53684.

The Treasurer and Tax Collector is required to disburse monies placed in the treasury as directed by the Auditor-Controller, except for the making of legal investments, to the extent funds are transferred to one or more clearing funds in accordance with Government Code Section 29808.

The Treasurer and Tax Collector, in his projection of cash availability to disburse funds as directed by the Auditor-Controller, is relying exclusively on historical Pooled Surplus Investment Fund deposits and disbursements and future cash flow projections provided by the depositing entities. No representation is made as to an individual depositor's ability to meet their anticipated expenditures with anticipated revenues.

Summary of Activity for April 2024

Total Deposits	\$	14,251,424,245.94
Total Disbursements	\$	8,492,531,770.22
Discretionary Funds Liquidity Withdrawal Ratio:		
As of April 30, 2024		1.60

Six-Month Cash Availability Projection:

	Investment			Cumulative
<u>Month</u>	<u>Maturities</u>	<u>Deposits</u>	<u>Disbursements</u>	<u>Available Cash</u>
May	\$ 12,301,056,000.00	\$ 4,043,000,000.00	\$ 8,284,100,000.00	\$ 8,059,956,000.00
June	\$ 10,221,422,000.00	\$ 5,115,700,000.00	\$ 7,824,900,000.00	\$ 15,572,178,000.00
July	\$ 10,815,626,000.00	\$ 4,199,900,000.00	\$ 9,599,700,000.00	\$ 20,988,004,000.00
August	\$ 3,518,901,000.00	\$ 3,528,800,000.00	\$ 6,333,000,000.00	\$ 21,702,705,000.00
September	\$ 1,190,000,000.00	\$ 5,547,100,000.00	\$ 6,475,400,000.00	\$ 21,964,405,000.00
October	\$ 375,000,000.00	\$ 6,134,000,000.00	\$ 7,153,400,000.00	\$ 21,320,005,000.00

## TREASURER'S INVESTMENT STRATEGY

### SCHEDULE E

Two portfolios are maintained by the Los Angeles County Treasurer.

The Pooled Surplus Investment (PSI) Portfolio is used to account for all pooled investments. The PSI strategy is to maintain principal and to provide sufficient cash to meet expenditure needs. The cash flow needs of our pool members are monitored daily to ensure that sufficient liquidity is maintained to meet the needs of participants. A review of the PSI Portfolio's cash flow projections at the preparation date of this report indicates that longer average days to maturity may be prudent. On August 30, 2021, the Treasurer increased the average days to maturity target range from between 1 and 3 years to between 1 and 4 years.

In April 2024, the Treasurer placed \$329.24 million in the Bank of Montreal Market Plus Account and \$100 million in JP Morgan Chase Money Market Account in accordance with the Treasurer's authority under California Government Code Section 53633. At month-end, \$100 million remained in the Bank of Montreal Money Market Plus Account and \$100 million in the JP Morgan Chase Money Market Account. These accounts are collateralized in accordance with California Government Code Section 53652. The balances and income are included in the Pool's earnings rate calculations.

The Specific Purpose Investment Portfolio (SPI) is used to account for specific investments requested by various entities to provide for specific needs not available if monies are placed in a pool. The individual investment strategies are targeted for the needs of the requesting entity.

Expected cash flow projections for the next twelve months continue to indicate that sufficient cash is available for participants' estimated needs. We will continue our basic investment philosophy to buy and hold to a designated maturity, high quality fixed income investments.

TREASURER AND TAX COLLECTOR  
REPORT OF INVESTMENTS  
DEFINITIONS OF SECURITIES

AGENCIES – Securities (debentures and notes) issued by Federal agencies, such as Federal Home Loan Banks (FHLB), and Federal Farm Credit Banks (FFCB). Agency Securities are issued on both a discount and coupon basis and have a variety of maturity periods. A few are backed by the full faith and credit of the United States Government, some are guaranteed by the Treasury or supported by the issuing agency's right to borrow from the Treasury, and some lack any formal governmental backing. Government National Mortgage Association (GNMA) and Federal Home Loan Mortgage Corp. (FHLMC) securities are mortgage-backed.

ASSET BACKED SECURITIES – Corporate notes secured by an identifiable pool of assets such as loans, leases, and installment contracts or trade receivables. The interest rate is fixed and paid either on a monthly or semi-annual basis. In some cases, a portion of the principal is also paid monthly.

BANKERS ACCEPTANCES – Negotiable time drafts drawn on foreign or domestic banks to finance the export, import, shipment, and storage of goods. The drafts are sold at a discount and redeemed by the accepting bank at maturity for full face value. Maturities range from one to 270 days.

COLLATERALIZED CERTIFICATES OF DEPOSIT – Non-negotiable instruments evidencing a time deposit made with a bank at a fixed rate of interest for a fixed period, secured by collateral such as United States Government securities or mortgages.

COMMERCIAL PAPER – Promissory notes with a maturity of one to 270 days issued in the open market by various economic entities to finance certain short-term credit needs. Notes are issued on a discount or interest-bearing basis.

CORPORATE NOTES – Unsecured, registered debt securities issued by corporations operating within the United States at fixed or variable rates of interest for a fixed period. Interest for floating rate corporate notes is payable periodically at a rate which is adjusted monthly according to a predetermined formula. Fixed rate corporate notes pay interest semi-annually.

GOVERNMENTS – Negotiable United States Treasury securities such as Treasury bills, notes and bonds. Treasury bills are issued on a discount basis in 1-month, 3-month, 6-month, and 52-week maturities. Treasury notes and bonds are coupon issues, with one to ten year and ten to thirty year maturities, respectively. Treasury securities are guaranteed as to principal and interest by the United States Government.

FORWARD CONTRACTS – Customized contracts traded in the Over The Counter Market where the holder of the contract is obligated to buy or sell a specific amount of an underlying asset at a specific price on a specific future date.

FUTURE CONTRACTS – Standardized contracts traded on recognized exchanges where the holder of the contract is obligated to buy or sell a specific amount of an underlying asset at a specific price on a specific future date.

INTEREST RATE SWAP AGREEMENT – Contractual agreement in which two parties agree to exchange interest payment streams for a specific term. There is no exchange of principal, but a “notional amount” is established to serve as the basis for calculating the interest payment.

LOCAL AGENCY INVESTMENT FUND – Shares of beneficial interest issued by the State of California pursuant to Government Code Section 16429.1.

MONEY MARKET FUND – Shares of beneficial interest issued by diversified management companies registered with the Securities and Exchange Commission in accordance with Section 270, 2a-7 of Title 17 of the Code of Federal Regulation.

MUNICIPALS – Debt securities issued by state and local governments and their agencies, usually in the form of bonds, notes and certificates of participation. These securities may be short or long-term, and normally coupon issues are secured in some manner by the borrower.

NEGOTIABLE CERTIFICATES OF DEPOSIT – Negotiable instruments evidencing a time deposit made with a commercial bank or thrift institution at a fixed rate of interest for a fixed period. Term certificates of deposits (CDs) are issued with maturities in excess of one year, and normally pay interest semi-annually. Eurodollar CDs are dollar-denominated CDs issued by foreign (mainly London) branches of major American and foreign commercial banks. Yankee CDs are dollar-denominated CDs issued by foreign commercial banks domiciled in the United States.

OPTION CONTRACTS – Contracts traded in either the Over the Counter Market or recognized exchanges where the purchaser has the right but not the obligation to buy or sell a specific amount of an underlying asset at a specific price within a specific time period.

PROMISSORY NOTE – An unsecured promise to pay between two entities. Notes are on a discount or interest-bearing basis.

REVERSE REPURCHASE AGREEMENTS – A reverse repurchase agreement consists of two simultaneous transactions. One is the sale of securities by the County to a bank or dealer. The other is the commitment by the County to repurchase the securities at the same price at a mutually agreed upon date. The County invests the cash proceeds

of the “sale” in other securities. The term of the reverse repurchase agreements may not exceed one year. The securities “sold” are typically treasury issues.

REPURCHASE AGREEMENTS – A repurchase agreement consists of two simultaneous transactions. One is the purchase of securities by the County from a bank or dealer. The other is the commitment by the County to sell the securities back at an agreed upon date and price. The term of the repurchase agreements may not exceed thirty days. The securities “purchased” are typically treasury issues.

SECURITIES LENDING AGREEMENTS – Agreements under which the County agrees to transfer securities to a borrower who, in turn agrees to provide collateral to the County. During the term of the agreement, both the securities and the collateral are held by a third party. At the conclusion of the agreement, the securities are transferred back to the County in return for the collateral.

SUPRANATIONALS – United States dollar denominated senior unsecured unsubordinated obligations issued or unconditionally guaranteed by any of the supranational institutions identified in Government Code Section 53601(Q) which are eligible for purchase and sale within the United States.

TRUST INVESTMENTS – Shares of beneficial interest issued by a joint powers authority organized pursuant to Government Code Section 6509.7 that invests in securities and obligations authorized in Section 53601 (a) to (o) of the Government Code.

TREASURER AND TAX COLLECTOR  
REPORT OF INVESTMENT TRANSACTIONS FOR APRIL 2024  
COMPLIANCE REPORT

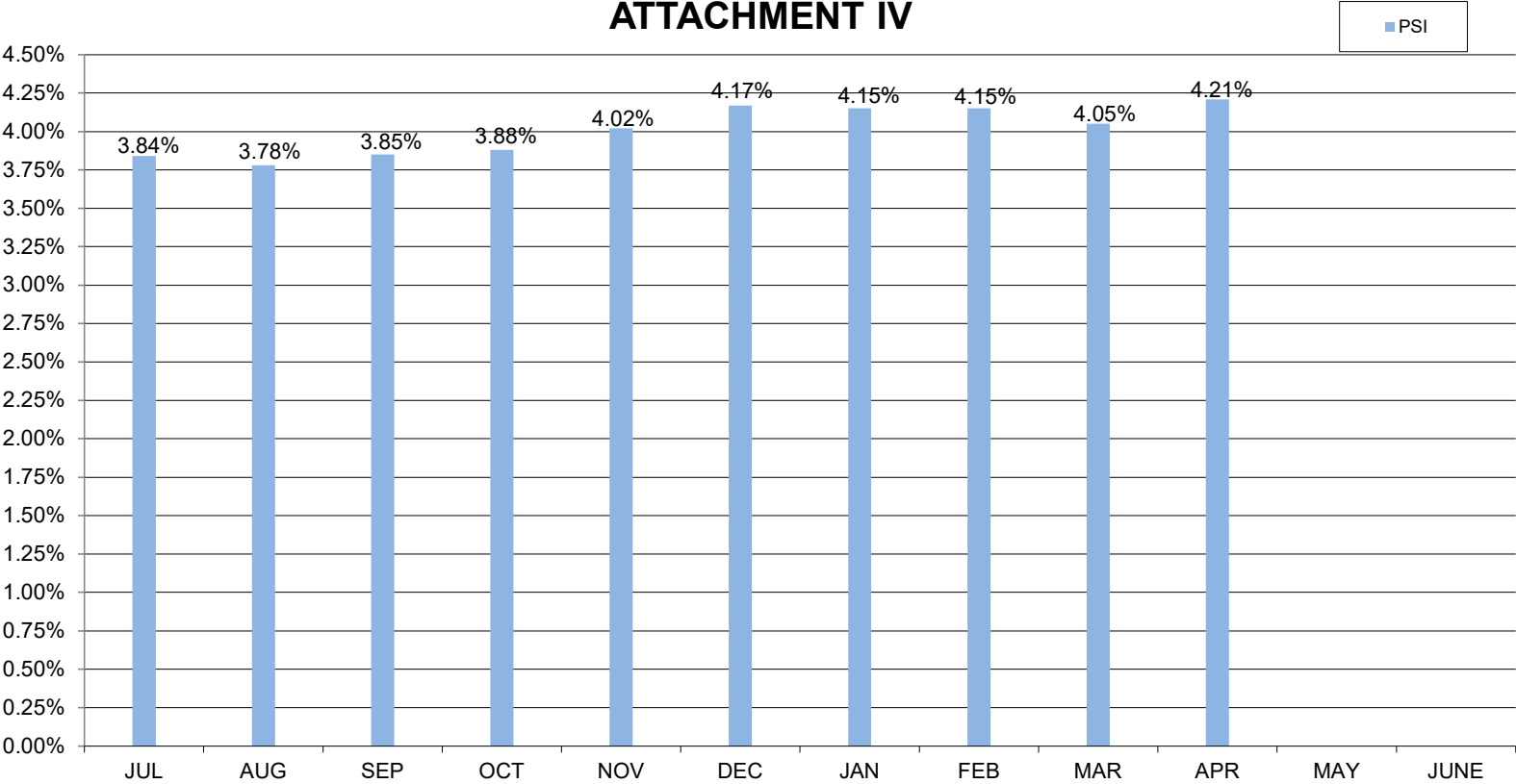
Portfolio Securities Not in Accordance with Treasurer Policy  
For the Month of April 2024

No exceptions noted.

LOS ANGELES COUNTY TREASURER  
 PERFORMANCE REPORT  
 PORTFOLIO COST  
 THROUGH APRIL 30, 2024  
 ATTACHMENT III

<u>DAY</u>	<u>POOLED SURPLUS INVESTMENTS</u>		<u>SPECIFIC PURPOSE INVESTMENTS</u>	
		<u>TOTAL COST</u>		<u>TOTAL COST</u>
04/01/2024	\$	57,478,380,393.90	\$	368,983,814.58
04/02/2024		57,713,153,212.27		368,998,534.13
04/03/2024		57,822,395,238.87		369,013,253.68
04/04/2024		57,798,336,181.77		369,027,973.23
04/05/2024		57,817,156,509.93		369,042,692.77
04/06/2024		57,821,570,773.66		369,057,412.32
04/07/2024		57,825,985,037.38		369,072,131.86
04/08/2024		60,060,989,189.97		369,086,851.41
04/09/2024		61,087,445,890.59		369,101,570.96
04/10/2024		61,590,816,682.01		369,116,290.51
04/11/2024		62,123,559,599.95		369,131,010.06
04/12/2024		63,191,726,098.76		369,145,729.60
04/13/2024		63,196,861,807.12		369,160,449.15
04/14/2024		63,201,997,515.47		369,175,168.69
04/15/2024		63,027,919,716.31		369,642,710.96
04/16/2024		62,852,536,315.42		369,657,430.51
04/17/2024		63,480,014,430.27		369,672,150.06
04/18/2024		64,000,399,192.33		369,686,869.61
04/19/2024		62,594,077,574.54		369,701,589.15
04/20/2024		62,599,127,793.65		369,716,308.70
04/21/2024		62,604,178,012.77		369,731,028.24
04/22/2024		62,657,601,430.13		369,745,747.79
04/23/2024		62,588,817,733.29		369,760,467.34
04/24/2024		62,451,751,749.22		369,775,186.89
04/25/2024		62,258,358,848.96		369,789,906.43
04/26/2024		63,744,154,001.24		369,804,625.98
04/27/2024		63,749,368,734.25		369,819,345.53
04/28/2024		63,754,583,467.25		369,834,065.07
04/29/2024		63,904,119,991.93		369,848,784.62
04/30/2024		63,229,052,955.36		369,863,504.18
	<b>\$</b>	<b><u>61,607,547,869.29</u></b>	<b>\$</b>	<b><u>369,438,753.47</u></b>

**LOS ANGELES COUNTY TREASURER  
EARNINGS RATE ON INVESTMENTS  
FISCAL YEAR 2023-24  
ATTACHMENT IV**





**LOS ANGELES COUNTY TREASURER  
NET INCOME FOR THE MONTH-ENDED APRIL 30, 2024 (ACCRUAL BASIS)  
ATTACHMENT V**

	<b>POOLED SURPLUS INVESTMENT TRADING/NON-TRADING</b>	<b>SPECIFIC PURPOSE INVESTMENT</b>
Revenues:		
Interest Earnings	\$ 66,005,439	\$ 777,412
Gains (Losses) on Sales/Calls of Non-Trading Securities.	-	-
Gains (Losses) on Sales of Trading Securities.	-	
Amortization/Accretion	147,571,976	441,586
Total Revenues	<u>\$ 213,577,415</u>	<u>\$ 1,218,998</u>
Expenses:		
Interest Expense	-	-
*Investment Management Fee	-	13,331
	<u>\$ -</u>	<u>\$ 13,331</u>
NET INCOME	<u>\$ 213,577,415</u>	<u>\$ 1,205,667</u>

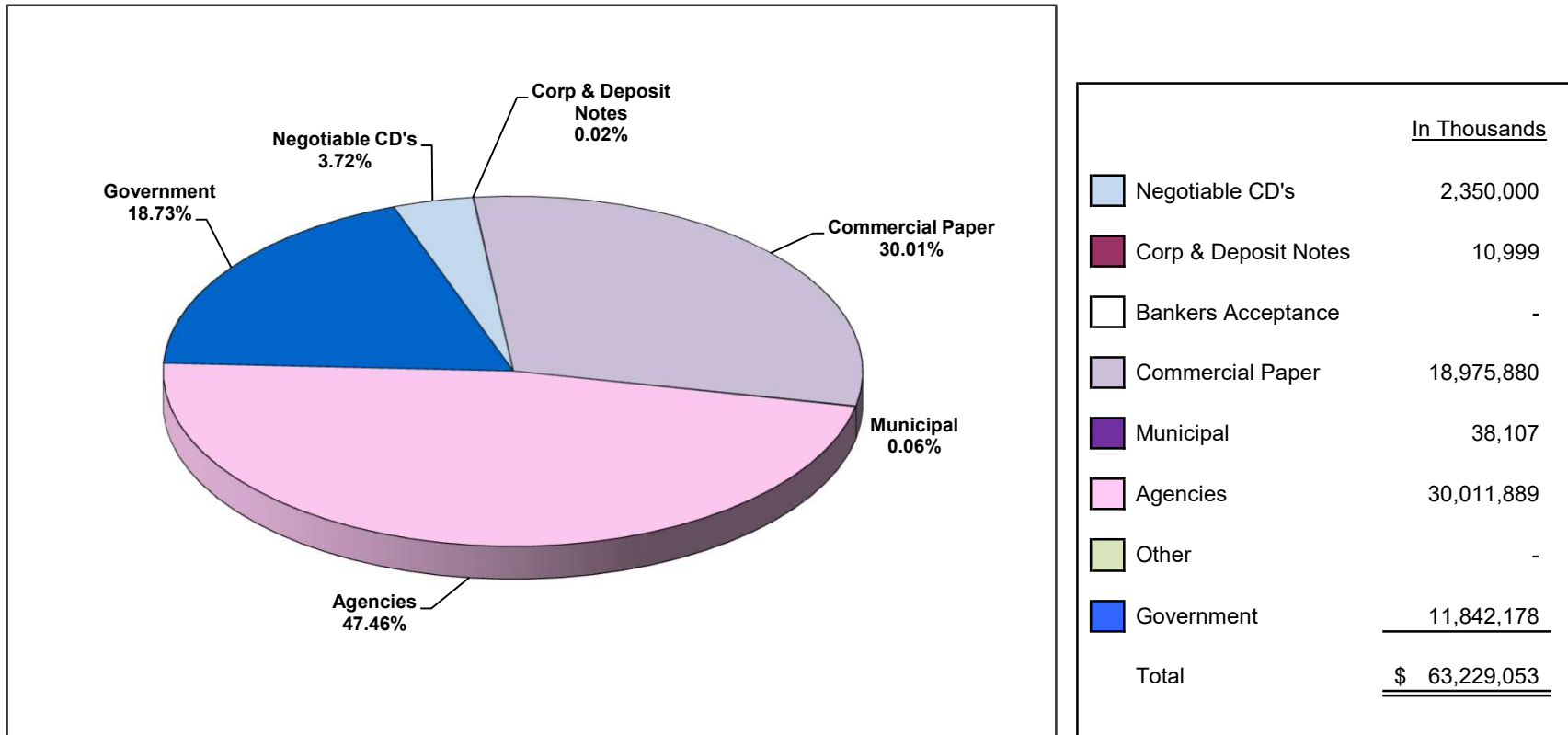
\*Estimated and later adjusted.

LOS ANGELES COUNTY TREASURER  
 PSI COMPOSITION  
 AS OF APRIL 30, 2024  
 ATTACHMENT VI

PSI PORTFOLIO PARTICIPATION COMPOSITION

<u>Entity</u>	<u>Non-Discretionary</u>	<u>Discretionary</u>
Consolidated School Districts	49.42%	
Los Angeles County and Related Entities	45.02%	
Consolidated Sanitation Districts		1.10%
Metropolitan Transportation Authority		1.28%
Miscellaneous Agencies Pooled Investments		0.80%
South Coast Air Quality Management District		2.25%
Miscellaneous		0.01%
Subtotal	<u>94.44%</u>	<u>5.44%</u>
County Bond Proceeds and Repayment Funds		0.12%
<b>Grand Total</b>	<b><u>94.44%</u></b>	<b><u>5.56%</u></b>

**LOS ANGELES COUNTY TREASURER  
COMPOSITION OF PSI PORTFOLIO BY SECURITY TYPE  
AS OF APRIL 2024  
ATTACHMENT VII**



*Investment Composition Is In Compliance With The Los Angeles County Treasurer's Investment Policy.*

LOS ANGELES COUNTY TREASURER  
INVESTMENT TRANSACTIONS JOURNAL  
PURCHASE DETAIL REPORT  
GROUP: POOLED SURPLUS INVESTMENTS  
FOR THE PERIOD: APRIL 1, 2024 TO APRIL 30, 2024  
ATTACHMENT VIII

Account	Original Trs ID	Description	Settle Date	Maturity Date	Rate	PAR	Principal	Accr Interest	Broker/Dealer
NTRD	1235387986	FANNIE MAE 5.480 04/09/29 '25	04/08/2024	04/09/2029	5.48000	50,000,000.00	50,000,000.00	0.00	BLAYLOCK VAN, LLC
NTRD	1235387988	FANNIE MAE 5.480 04/09/29 '25	04/08/2024	04/09/2029	5.48000	50,000,000.00	50,000,000.00	0.00	BLAYLOCK VAN, LLC
NTRD	1236077155	FEDERAL FARM 5.370 04/02/29 '25	04/08/2024	04/02/2029	5.37000	50,000,000.00	50,000,000.00	44,750.00	J.P. MORGAN SECURITIES LLC
NTRD	1236937619	FEDERAL FARM 5.370 04/02/29 '25	04/04/2024	04/02/2029	5.37000	25,000,000.00	25,000,000.00	7,458.33	MORGAN KEEGAN & COMPANY, INC.
NTRD	1236937624	FHLBANKS D NOTE 06/28/24	04/01/2024	06/28/2024	5.22800	50,000,000.00	49,361,022.22	0.00	BANCROFT CAPITAL, LLC
NTRD	1236937633	FHLBANKS D NOTE 06/28/24	04/01/2024	06/28/2024	5.22800	50,000,000.00	49,361,022.22	0.00	BANCROFT CAPITAL, LLC
NTRD	1237998929	FHLBANKS 5.000 10/02/28 '25	04/02/2024	10/02/2028	5.00000	25,000,000.00	25,000,000.00	0.00	PIPER SANDLER COMPANIES
NTRD	1239587453	FREDDIE MAC 5.360 04/04/29 '25 MTN	04/08/2024	04/04/2029	5.36000	50,000,000.00	50,000,000.00	0.00	MIZUHO SECURITIES USA LLC
NTRD	1239587457	FANNIE MAE D NOTE 06/14/24	04/01/2024	06/14/2024	5.17500	50,000,000.00	49,468,125.00	0.00	BANCROFT CAPITAL, LLC
NTRD	1241572235	FREDDIE MAC 5.430 04/04/29 '25 MTN	04/08/2024	04/04/2029	5.43000	50,000,000.00	50,000,000.00	0.00	LOOP CAPITAL MARKETS, LLC
NTRD	1241572236	FHLBANKS D NOTE 06/07/24	04/02/2024	06/07/2024	5.20000	50,000,000.00	49,523,333.33	0.00	CANTOR FITZGERALD & CO.
NTRD	1242640384	FHLBANKS D NOTE 04/10/24 MATD	04/03/2024	04/10/2024	5.23500	50,000,000.00	49,949,104.17	0.00	MISCHLER FINANCIAL GROUP INC.
NTRD	1242640385	FHLBANKS D NOTE 04/10/24 MATD	04/03/2024	04/10/2024	5.23500	44,173,000.00	44,128,035.57	0.00	MISCHLER FINANCIAL GROUP INC.
NTRD	1242651759	FEDERAL FARM D NOTE 09/09/24	04/03/2024	09/09/2024	5.11000	50,000,000.00	48,871,541.67	0.00	MIZUHO SECURITIES USA LLC
NTRD	1242651760	FREDDIE MAC 5.500 04/16/29 '25 MTN	04/16/2024	04/16/2029	5.50000	50,000,000.00	50,000,000.00	0.00	BLAYLOCK VAN, LLC
NTRD	1242656309	FANNIE MAE 5.520 04/16/29 '25	04/16/2024	04/16/2029	5.52000	50,000,000.00	50,000,000.00	0.00	FHN FINANCIAL CAPITAL MARKETS
NTRD	1243484826	FEDERAL FARM 5.300 04/10/28 '25	04/10/2024	04/10/2028	5.30000	50,000,000.00	50,000,000.00	0.00	DAIWA CAPITAL MARKETS AMERICA INC.
NTRD	1244229499	FHLBANKS D NOTE 06/28/24	04/05/2024	06/28/2024	5.17500	50,000,000.00	49,396,250.00	0.00	BANCROFT CAPITAL, LLC
NTRD	1244229505	FHLBANKS D NOTE 06/28/24	04/05/2024	06/28/2024	5.17500	29,125,000.00	28,773,315.63	0.00	BANCROFT CAPITAL, LLC
NTRD	1244240726	FANNIE MAE D NOTE 06/21/24	04/05/2024	06/21/2024	5.16500	50,000,000.00	49,447,631.94	0.00	GREAT PACIFIC SECURITIES
NTRD	1245270917	FANNIE MAE D NOTE 04/16/24 MATD	04/08/2024	04/16/2024	5.23500	50,000,000.00	49,941,833.33	0.00	BANCROFT CAPITAL, LLC
NTRD	1245270918	FANNIE MAE D NOTE 04/16/24 MATD	04/08/2024	04/16/2024	5.23500	50,000,000.00	49,941,833.33	0.00	BANCROFT CAPITAL, LLC
NTRD	1245270920	FHLBANKS D NOTE 05/13/24	04/08/2024	05/13/2024	5.25000	50,000,000.00	49,744,791.67	0.00	BLAYLOCK VAN, LLC
NTRD	1245270921	FHLBANKS D NOTE 05/13/24	04/08/2024	05/13/2024	5.25000	50,000,000.00	49,744,791.67	0.00	BLAYLOCK VAN, LLC
NTRD	1245270922	FHLBANKS D NOTE 06/14/24	04/08/2024	06/14/2024	5.20000	50,000,000.00	49,516,111.11	0.00	SIEBERT WILLIAMS SHANK CO. & LLC
NTRD	1245270923	FHLBANKS D NOTE 06/07/24	04/08/2024	06/07/2024	5.21000	50,000,000.00	49,565,833.33	0.00	GREAT PACIFIC SECURITIES
NTRD	1245270924	FHLBANKS D NOTE 06/07/24	04/08/2024	06/07/2024	5.21000	50,000,000.00	49,565,833.33	0.00	GREAT PACIFIC SECURITIES
NTRD	1245270925	FHLBANKS D NOTE 06/07/24	04/08/2024	06/07/2024	5.21000	50,000,000.00	49,565,833.33	0.00	GREAT PACIFIC SECURITIES
NTRD	1245270934	FANNIE MAE D NOTE 04/16/24 MATD	04/08/2024	04/16/2024	5.23500	50,000,000.00	49,941,833.33	0.00	BANCROFT CAPITAL, LLC
NTRD	1245270935	FANNIE MAE D NOTE 04/16/24 MATD	04/08/2024	04/16/2024	5.23500	50,000,000.00	49,941,833.33	0.00	BANCROFT CAPITAL, LLC
NTRD	1245270939	FHLBANKS D NOTE 05/20/24	04/08/2024	05/20/2024	5.25000	50,000,000.00	49,693,750.00	0.00	MISCHLER FINANCIAL GROUP INC.
NTRD	1245270940	FHLBANKS D NOTE 05/20/24	04/08/2024	05/20/2024	5.25000	50,000,000.00	49,693,750.00	0.00	MISCHLER FINANCIAL GROUP INC.
NTRD	1245270941	FHLBANKS D NOTE 05/13/24	04/08/2024	05/13/2024	5.25000	50,000,000.00	49,744,791.67	0.00	BLAYLOCK VAN, LLC
NTRD	1245270949	FHLBANKS D NOTE 05/20/24	04/08/2024	05/20/2024	5.25000	50,000,000.00	49,693,750.00	0.00	MISCHLER FINANCIAL GROUP INC.
NTRD	1245270951	FHLBANKS D NOTE 05/20/24	04/08/2024	05/20/2024	5.25000	50,000,000.00	49,693,750.00	0.00	MISCHLER FINANCIAL GROUP INC.
NTRD	1245270963	FHLBANKS D NOTE 05/13/24	04/08/2024	05/13/2024	5.25000	50,000,000.00	49,744,791.67	0.00	BLAYLOCK VAN, LLC
NTRD	1245270964	FHLBANKS D NOTE 06/07/24	04/08/2024	06/07/2024	5.21000	50,000,000.00	49,565,833.33	0.00	GREAT PACIFIC SECURITIES
NTRD	1245939484	FHLBANKS D NOTE 06/28/24	04/09/2024	06/28/2024	5.18500	50,000,000.00	49,423,888.89	0.00	INSPEREX LLC
NTRD	1245939485	FEDERAL FARM D NOTE 09/24/24	04/09/2024	09/24/2024	5.13000	15,000,000.00	14,640,900.00	0.00	MIZUHO SECURITIES USA LLC
NTRD	1245939486	FHLBANKS D NOTE 06/28/24	04/09/2024	06/28/2024	5.18500	50,000,000.00	49,423,888.89	0.00	INSPEREX LLC
NTRD	1245939494	FHLBANKS D NOTE 07/10/24	04/10/2024	07/10/2024	5.22500	50,000,000.00	49,339,618.06	0.00	BANCROFT CAPITAL, LLC
NTRD	1245941140	FEDERAL FARM 5.420 04/16/29 '25	04/18/2024	04/16/2029	5.42000	50,000,000.00	50,000,000.00	15,055.56	LOOP CAPITAL MARKETS, LLC
NTRD	1246434256	FHLBANKS D NOTE 05/21/24	04/10/2024	05/21/2024	5.26000	50,000,000.00	49,700,472.22	0.00	MISCHLER FINANCIAL GROUP INC.
NTRD	1246434259	FHLBANKS D NOTE 05/21/24	04/10/2024	05/21/2024	5.26000	50,000,000.00	49,700,472.22	0.00	MISCHLER FINANCIAL GROUP INC.
NTRD	1246450839	FREDDIE MAC 5.600 04/23/29 '25 MTN	04/23/2024	04/23/2029	5.60000	50,000,000.00	50,000,000.00	0.00	RBC CAPITAL MARKETS, LLC
NTRD	1247082996	FREDDIE MAC 5.700 04/16/29 '25 MTN	04/16/2024	04/16/2029	5.70000	25,000,000.00	25,000,000.00	0.00	US BANCORP ADVISORS
NTRD	1247082997	FANNIE MAE 5.700 04/16/29 '25	04/16/2024	04/16/2029	5.70000	25,000,000.00	25,000,000.00	0.00	BANCROFT CAPITAL, LLC
NTRD	1247082999	FANNIE MAE D NOTE 07/03/24	04/11/2024	07/03/2024	5.17000	50,000,000.00	49,404,013.89	0.00	BANCROFT CAPITAL, LLC
NTRD	1247860503	FHLBANKS D NOTE 06/03/24	04/12/2024	06/03/2024	5.26000	50,000,000.00	49,620,111.11	0.00	MIZUHO SECURITIES USA LLC
NTRD	1247860508	FHLBANKS D NOTE 06/03/24	04/12/2024	06/03/2024	5.26000	50,000,000.00	49,620,111.11	0.00	MIZUHO SECURITIES USA LLC
NTRD	1247860509	FHLBANKS D NOTE 06/25/24	04/12/2024	06/25/2024	5.25000	50,000,000.00	49,460,416.67	0.00	LOOP CAPITAL MARKETS, LLC
NTRD	1247860510	FHLBANKS D NOTE 06/11/24	04/12/2024	06/11/2024	5.25000	48,443,000.00	48,019,123.75	0.00	MISCHLER FINANCIAL GROUP INC.

LOS ANGELES COUNTY TREASURER  
INVESTMENT TRANSACTIONS JOURNAL  
PURCHASE DETAIL REPORT  
GROUP: POOLED SURPLUS INVESTMENTS  
FOR THE PERIOD: APRIL 1, 2024 TO APRIL 30, 2024  
ATTACHMENT VIII

Account	Original Trs ID	Description	Settle Date	Maturity Date	Rate	PAR	Principal	Accr Interest	Broker/Dealer	
NTRD	1247860517	FHLBANKS D NOTE 06/25/24	04/12/2024	06/25/2024	5.25000	50,000,000.00	49,460,416.67	0.00	LOOP CAPITAL MARKETS, LLC	
NTRD	1247864298	FANNIE MAE D NOTE 05/24/24	04/12/2024	05/24/2024	5.21500	50,000,000.00	49,695,791.67	0.00	BANCROFT CAPITAL, LLC	
NTRD	1247864299	FANNIE MAE D NOTE 05/24/24	04/12/2024	05/24/2024	5.21500	50,000,000.00	49,695,791.67	0.00	BANCROFT CAPITAL, LLC	
NTRD	1249633863	FANNIE MAE D NOTE 06/06/24	04/15/2024	06/06/2024	5.21000	50,000,000.00	49,623,722.22	0.00	BANCROFT CAPITAL, LLC	
NTRD	1249633864	FANNIE MAE D NOTE 06/06/24	04/15/2024	06/06/2024	5.21000	50,000,000.00	49,623,722.22	0.00	BANCROFT CAPITAL, LLC	
NTRD	1249633867	FANNIE MAE D NOTE 05/30/24	04/15/2024	05/30/2024	5.21000	50,000,000.00	49,674,375.00	0.00	UBS SECURITIES LLC	
NTRD	1249639093	FANNIE MAE 5.750 04/23/29 '25	04/23/2024	04/23/2029	5.75000	25,000,000.00	25,000,000.00	0.00	INSPEREX LLC	
NTRD	1251214772	FHLBANKS D NOTE 07/19/24	04/16/2024	07/19/2024	5.19000	41,642,000.00	41,077,681.50	0.00	MORGAN KEEGAN & COMPANY, INC.	
NTRD	1251214773	FHLBANKS D NOTE 07/17/24	04/17/2024	07/17/2024	5.24800	50,000,000.00	49,336,711.11	0.00	BANCROFT CAPITAL, LLC	
NTRD	1251220781	FANNIE MAE 5.750 04/24/29 '25	04/24/2024	04/24/2029	5.75000	25,000,000.00	25,000,000.00	0.00	UBS SECURITIES LLC	
NTRD	1251776842	FHLBANKS D NOTE 07/08/24	04/17/2024	07/08/2024	5.19000	50,000,000.00	49,408,916.67	0.00	PIPER SANDLER COMPANIES	
NTRD	1251776847	FHLBANKS D NOTE 07/03/24	04/17/2024	07/03/2024	5.18500	50,000,000.00	49,445,493.06	0.00	INSPEREX LLC	
NTRD	1251776848	FHLBANKS D NOTE 07/03/24	04/17/2024	07/03/2024	5.18500	50,000,000.00	49,445,493.06	0.00	INSPEREX LLC	
NTRD	1251776849	FHLBANKS D NOTE 07/08/24	04/17/2024	07/08/2024	5.19000	50,000,000.00	49,408,916.67	0.00	PIPER SANDLER COMPANIES	
NTRD	1251792917	FANNIE MAE D NOTE 06/28/24	04/17/2024	06/28/2024	5.17500	50,000,000.00	49,482,500.00	0.00	LOOP CAPITAL MARKETS, LLC	
NTRD	1251792918	FANNIE MAE D NOTE 06/28/24	04/17/2024	06/28/2024	5.17500	50,000,000.00	49,482,500.00	0.00	LOOP CAPITAL MARKETS, LLC	
NTRD	1252504693	FHLBANKS D NOTE 07/19/24	04/19/2024	07/19/2024	5.25500	50,000,000.00	49,335,826.39	0.00	BANCROFT CAPITAL, LLC	
NTRD	1252504695	FHLBANKS D NOTE 08/16/24	04/19/2024	08/16/2024	5.24300	50,000,000.00	49,133,448.61	0.00	MIZUHO SECURITIES USA LLC	
NTRD	1252504696	FHLBANKS D NOTE 07/15/24	04/18/2024	07/15/2024	5.22000	50,000,000.00	49,362,000.00	0.00	SIEBERT WILLIAMS SHANK CO. & LLC	
NTRD	1253208848	FHLBANKS D NOTE 07/10/24	04/19/2024	07/10/2024	5.22000	30,322,000.00	29,961,471.42	0.00	MORGAN KEEGAN & COMPANY, INC.	
NTRD	1253964802	FHLBANKS D NOTE 07/03/24	04/22/2024	07/03/2024	5.23500	50,000,000.00	49,476,500.00	0.00	GREAT PACIFIC SECURITIES	
NTRD	1253964803	FHLBANKS D NOTE 07/01/24	04/22/2024	07/01/2024	5.23500	29,970,000.00	29,664,930.38	0.00	MISCHLER FINANCIAL GROUP INC.	
NTRD	1254954672	FEDERAL FARM D NOTE 07/31/24	04/23/2024	07/31/2024	5.22000	50,000,000.00	49,282,250.00	0.00	FHN FINANCIAL CAPITAL MARKETS	
NTRD	1254954675	FHLBANKS D NOTE 05/10/24	04/23/2024	05/10/2024	5.25000	37,429,000.00	37,336,207.27	0.00	BANCROFT CAPITAL, LLC	
NTRD	1254954676	FHLBANKS D NOTE 07/03/24	04/23/2024	07/03/2024	5.23500	50,000,000.00	49,483,770.83	0.00	SIEBERT WILLIAMS SHANK CO. & LLC	
NTRD	1255525379	FHLBANKS D NOTE 06/04/24	04/24/2024	06/04/2024	5.28000	50,000,000.00	49,699,333.33	0.00	BANCROFT CAPITAL, LLC	
NTRD	1256327591	FHLBANKS D NOTE 07/26/24	04/26/2024	07/26/2024	5.26000	50,000,000.00	49,335,194.44	0.00	SIEBERT WILLIAMS SHANK CO. & LLC	
NTRD	1256327593	FHLBANKS D NOTE 07/26/24	04/26/2024	07/26/2024	5.26000	50,000,000.00	49,335,194.44	0.00	SIEBERT WILLIAMS SHANK CO. & LLC	
NTRD	1256327594	FHLBANKS D NOTE 07/26/24	04/26/2024	07/26/2024	5.26000	50,000,000.00	49,335,194.44	0.00	BANCROFT CAPITAL, LLC	
NTRD	1256327595	FHLBANKS D NOTE 08/07/24	04/25/2024	08/07/2024	5.21000	50,000,000.00	49,247,444.44	0.00	MORGAN KEEGAN & COMPANY, INC.	
NTRD	1256327596	FHLBANKS D NOTE 07/26/24	04/26/2024	07/26/2024	5.26000	50,000,000.00	49,335,194.44	0.00	BANCROFT CAPITAL, LLC	
NTRD	1256331562	FREDDIE MAC 5.750 04/25/29 '25 MTN	04/26/2024	04/25/2029	5.75000	50,000,000.00	50,000,000.00	0.00	FHN FINANCIAL CAPITAL MARKETS	
NTRD	1257862182	FHLBANKS D NOTE 07/31/24	04/26/2024	07/31/2024	5.19500	50,000,000.00	49,307,333.33	0.00	LOOP CAPITAL MARKETS, LLC	
NTRD	1257862183	FEDERAL FARM D NOTE 07/31/24	04/26/2024	07/31/2024	5.20000	50,000,000.00	49,306,666.67	0.00	DAIWA CAPITAL MARKETS AMERICA INC.	
NTRD	1257862189	FHLBANKS D NOTE 07/31/24	04/26/2024	07/31/2024	5.19500	50,000,000.00	49,307,333.33	0.00	LOOP CAPITAL MARKETS, LLC	
NTRD	1257862191	FEDERAL FARM D NOTE 07/31/24	04/26/2024	07/31/2024	5.20000	50,000,000.00	49,306,666.67	0.00	DAIWA CAPITAL MARKETS AMERICA INC.	
NTRD	1257862195	FEDERAL FARM D NOTE 10/08/24	04/26/2024	10/08/2024	5.17000	25,000,000.00	24,407,604.17	0.00	FHN FINANCIAL CAPITAL MARKETS	
NTRD	1257862198	FEDERAL FARM D NOTE 10/08/24	04/26/2024	10/08/2024	5.17000	50,000,000.00	48,815,208.33	0.00	FHN FINANCIAL CAPITAL MARKETS	
NTRD	1259332198	FEDERAL FARM D NOTE 08/16/24	04/30/2024	08/16/2024	5.23000	25,000,000.00	24,607,750.00	0.00	MIZUHO SECURITIES USA LLC	
NTRD	1259332201	FHLBANKS D NOTE 07/10/24	04/30/2024	07/10/2024	5.21000	50,000,000.00	49,486,236.11	0.00	BANCROFT CAPITAL, LLC	
<b>AGENCIES TOTAL</b>							<b>4,276,104,000.00</b>	<b>4,240,664,133.55</b>	<b>67,263.89</b>	
NTRD	1243484823	CIBC NY 5.410 10/01/24	04/04/2024	10/01/2024	5.41000	50,000,000.00	50,000,000.00	0.00	UBS SECURITIES LLC	
NTRD	1243484825	CIBC NY 5.410 10/01/24	04/04/2024	10/01/2024	5.41000	50,000,000.00	50,000,000.00	0.00	UBS SECURITIES LLC	
NTRD	1244240724	DNB NEW YORK 5.320 07/03/24	04/05/2024	07/03/2024	5.32000	50,000,000.00	50,000,000.00	0.00	TULLETT PREBON FINANCIAL SVCS LLC	
NTRD	1245939490	CREDIT AGRI NY 5.370 07/08/24	04/09/2024	07/08/2024	5.37000	50,000,000.00	50,000,000.00	0.00	TULLETT PREBON FINANCIAL SVCS LLC	
NTRD	1245941139	BNP PARIBAS NY 5.410 10/04/24	04/09/2024	10/04/2024	5.41000	50,000,000.00	50,000,000.00	0.00	UBS SECURITIES LLC	
NTRD	1246450838	DNB NEW YORK 5.340 07/08/24	04/10/2024	07/08/2024	5.34000	50,000,000.00	50,000,000.00	0.00	TULLETT PREBON FINANCIAL SVCS LLC	
NTRD	1247083004	DNB NEW YORK 5.350 07/12/24	04/11/2024	07/12/2024	5.35000	50,000,000.00	50,000,000.00	0.00	UBS SECURITIES LLC	
NTRD	1247864300	ANZ BANK 5.280 10/11/24	04/12/2024	10/11/2024	5.28000	50,000,000.00	50,000,000.00	0.00	TULLETT PREBON FINANCIAL SVCS LLC	
NTRD	1249633865	SVNSKA HNDLSB NY 5.350 07/17/24	04/15/2024	07/17/2024	5.35000	50,000,000.00	50,000,000.00	0.00	TULLETT PREBON FINANCIAL SVCS LLC	
NTRD	1251220777	BANK HOUSTON 5.450 01/17/25	04/16/2024	01/17/2025	5.45000	50,000,000.00	50,000,000.00	0.00	TULLETT PREBON FINANCIAL SVCS LLC	
NTRD	1251792904	DNB NEW YORK 5.350 07/19/24	04/17/2024	07/19/2024	5.35000	50,000,000.00	50,000,000.00	0.00	UBS SECURITIES LLC	

LOS ANGELES COUNTY TREASURER  
INVESTMENT TRANSACTIONS JOURNAL  
PURCHASE DETAIL REPORT  
GROUP: POOLED SURPLUS INVESTMENTS  
FOR THE PERIOD: APRIL 1, 2024 TO APRIL 30, 2024  
ATTACHMENT VIII

Account	Original Trs ID	Description	Settle Date	Maturity Date	Rate	PAR	Principal	Accr Interest	Broker/Dealer
NTRD	1254954674	CIBC NY 5.360 07/25/24	04/23/2024	07/25/2024	5.36000	50,000,000.00	50,000,000.00	0.00	TULLETT PREBON FINANCIAL SVCS LLC
NTRD	1256331561	SVNSKA HNDLSB NY 5.370 07/31/24	04/26/2024	07/31/2024	5.37000	50,000,000.00	50,000,000.00	0.00	TULLETT PREBON FINANCIAL SVCS LLC
	<b>CDS TOTAL</b>					<b>650,000,000.00</b>	<b>650,000,000.00</b>	<b>0.00</b>	
NTRD	1239535800	NATIXIS NY 07/01/24	04/02/2024	07/01/2024	5.24000	50,000,000.00	49,345,000.00	0.00	BLAYLOCK VAN, LLC
NTRD	1239535801	NATIXIS NY 07/01/24	04/02/2024	07/01/2024	5.24000	50,000,000.00	49,345,000.00	0.00	BLAYLOCK VAN, LLC
NTRD	1239535802	CREDIT AGR NY 05/10/24	04/01/2024	05/10/2024	5.25000	25,741,000.00	25,594,598.06	0.00	GREAT PACIFIC SECURITIES
NTRD	1239587434	FAYETE AST SECUR 07/01/24	04/01/2024	07/01/2024	5.36000	50,000,000.00	49,322,555.56	0.00	BLAYLOCK VAN, LLC
NTRD	1239587440	PFIZER 07/30/24	04/01/2024	07/30/2024	5.24000	50,000,000.00	49,126,666.67	0.00	MISCHLER FINANCIAL GROUP INC.
NTRD	1239587443	FAYETE AST SECUR 07/10/24	04/01/2024	07/10/2024	5.36000	50,000,000.00	49,255,555.56	0.00	J.P. MORGAN SECURITIES LLC
NTRD	1239587445	PFIZER 07/01/24	04/01/2024	07/01/2024	5.29000	50,000,000.00	49,331,402.78	0.00	MIZUHO SECURITIES USA LLC
NTRD	1239587448	PFIZER 07/30/24	04/01/2024	07/30/2024	5.24000	50,000,000.00	49,126,666.67	0.00	MISCHLER FINANCIAL GROUP INC.
NTRD	1239587451	PFIZER 07/01/24	04/01/2024	07/01/2024	5.29000	50,000,000.00	49,331,402.78	0.00	MIZUHO SECURITIES USA LLC
NTRD	1241572231	FAYETE AST SECUR 07/05/24	04/02/2024	07/05/2024	5.34000	50,000,000.00	49,302,833.33	0.00	BLAYLOCK VAN, LLC
NTRD	1241572233	PFIZER 08/12/24	04/04/2024	08/12/2024	5.25000	50,000,000.00	49,052,083.33	0.00	BLAYLOCK VAN, LLC
NTRD	1241572234	PFIZER 08/12/24	04/04/2024	08/12/2024	5.25000	50,000,000.00	49,052,083.33	0.00	BLAYLOCK VAN, LLC
NTRD	1241572239	PFIZER 08/26/24	04/02/2024	08/26/2024	5.22000	50,000,000.00	48,941,500.00	0.00	MISCHLER FINANCIAL GROUP INC.
NTRD	1241572240	TOYOTA MOTOR CRD 07/22/24	04/02/2024	07/22/2024	5.29000	50,000,000.00	49,184,458.33	0.00	TOYOTA MOTOR CREDIT CORPORATION
NTRD	1241575673	CIBC 04/23/24 MATD	04/02/2024	04/23/2024	5.33000	50,000,000.00	49,844,541.67	0.00	GREAT PACIFIC SECURITIES
NTRD	1241575674	CIBC 04/23/24 MATD	04/02/2024	04/23/2024	5.33000	50,000,000.00	49,844,541.67	0.00	GREAT PACIFIC SECURITIES
NTRD	1242651762	CREDIT AGR NY 04/10/24 MATD	04/03/2024	04/10/2024	5.28000	50,000,000.00	49,948,666.67	0.00	MISCHLER FINANCIAL GROUP INC.
NTRD	1242651763	CREDIT AGR NY 04/10/24 MATD	04/03/2024	04/10/2024	5.28000	50,000,000.00	49,948,666.67	0.00	MISCHLER FINANCIAL GROUP INC.
NTRD	1242657092	NATIXIS NY 04/04/24 MATD	04/03/2024	04/04/2024	5.29000	50,000,000.00	49,992,652.78	0.00	GREAT PACIFIC SECURITIES
NTRD	1242657093	NATIXIS NY 04/04/24 MATD	04/03/2024	04/04/2024	5.29000	50,000,000.00	49,992,652.78	0.00	GREAT PACIFIC SECURITIES
NTRD	1242657095	NATIXIS NY 04/04/24 MATD	04/03/2024	04/04/2024	5.29000	50,000,000.00	49,992,652.78	0.00	GREAT PACIFIC SECURITIES
NTRD	1242657096	NATIXIS NY 04/04/24 MATD	04/03/2024	04/04/2024	5.29000	50,000,000.00	49,992,652.78	0.00	GREAT PACIFIC SECURITIES
NTRD	1243484822	ATLANTIC AST SEC 07/08/24	04/04/2024	07/08/2024	5.33000	45,000,000.00	44,367,062.50	0.00	J.P. MORGAN SECURITIES LLC
NTRD	1243484824	AUTOBAHN FUND 05/06/24	04/04/2024	05/06/2024	5.33000	50,000,000.00	49,763,111.11	0.00	MISCHLER FINANCIAL GROUP INC.
NTRD	1244229498	CHARIOT FUNDING 07/18/24	04/05/2024	07/18/2024	5.35000	50,000,000.00	49,227,222.22	0.00	BLAYLOCK VAN, LLC
NTRD	1244229501	FAYETE AST SECUR 07/01/24	04/05/2024	07/01/2024	5.33000	40,000,000.00	39,484,766.67	0.00	LOOP CAPITAL MARKETS, LLC
NTRD	1244229502	PFIZER 07/08/24	04/05/2024	07/08/2024	5.29000	42,750,000.00	42,159,503.75	0.00	MIZUHO SECURITIES USA LLC
NTRD	1244229503	CHARIOT FUNDING 07/18/24	04/05/2024	07/18/2024	5.36000	50,000,000.00	49,225,777.78	0.00	CITIGROUP GLOBAL MRKT INC
NTRD	1244229504	CHARIOT FUNDING 07/18/24	04/05/2024	07/18/2024	5.36000	30,985,000.00	30,505,214.49	0.00	CITIGROUP GLOBAL MRKT INC
NTRD	1244240721	ATLANTIC AST SEC 08/08/24	04/05/2024	08/08/2024	5.34000	5,000,000.00	4,907,291.67	0.00	MISCHLER FINANCIAL GROUP INC.
NTRD	1244240723	CAFCO 08/16/24	04/05/2024	08/16/2024	5.33000	25,000,000.00	24,507,715.28	0.00	J.P. MORGAN SECURITIES LLC
NTRD	1244240728	CAFCO 08/16/24	04/05/2024	08/16/2024	5.33000	50,000,000.00	49,015,430.56	0.00	J.P. MORGAN SECURITIES LLC
NTRD	1244240730	ATLANTIC AST SEC 08/08/24	04/05/2024	08/08/2024	5.34000	50,000,000.00	49,072,916.67	0.00	MISCHLER FINANCIAL GROUP INC.
NTRD	1245270919	CIBC 04/22/24 MATD	04/08/2024	04/22/2024	5.32000	50,000,000.00	49,896,555.56	0.00	J.P. MORGAN SECURITIES LLC
NTRD	1245270936	CHARIOT FUNDING 07/01/24	04/08/2024	07/01/2024	5.33000	50,000,000.00	49,378,166.67	0.00	LOOP CAPITAL MARKETS, LLC
NTRD	1245270937	CHARIOT FUNDING 07/01/24	04/08/2024	07/01/2024	5.33000	50,000,000.00	49,378,166.67	0.00	LOOP CAPITAL MARKETS, LLC
NTRD	1245270938	CIBC 04/22/24 MATD	04/08/2024	04/22/2024	5.32000	50,000,000.00	49,896,555.56	0.00	J.P. MORGAN SECURITIES LLC
NTRD	1245939482	PFIZER 08/09/24	04/09/2024	08/09/2024	5.27000	50,000,000.00	49,107,027.78	0.00	MISCHLER FINANCIAL GROUP INC.
NTRD	1245939483	CHARIOT FUNDING 07/03/24	04/09/2024	07/03/2024	5.34000	50,000,000.00	49,369,583.33	0.00	CITIGROUP GLOBAL MRKT INC
NTRD	1245939488	ATLANTIC AST SEC 07/10/24	04/09/2024	07/10/2024	5.34000	35,000,000.00	34,522,366.67	0.00	RBC CAPITAL MARKETS, LLC
NTRD	1245939491	CHARIOT FUNDING 07/03/24	04/09/2024	07/03/2024	5.34000	50,000,000.00	49,369,583.33	0.00	CITIGROUP GLOBAL MRKT INC
NTRD	1245939492	ATLANTIC AST SEC 07/12/24	04/09/2024	07/12/2024	5.32000	50,000,000.00	49,305,444.44	0.00	BLAYLOCK VAN, LLC
NTRD	1245939496	JOHNSON&JOHNSON 07/08/24	04/09/2024	07/08/2024	5.24000	50,000,000.00	49,345,000.00	0.00	J.P. MORGAN SECURITIES LLC
NTRD	1245939498	JOHNSON&JOHNSON 07/08/24	04/09/2024	07/08/2024	5.24000	50,000,000.00	49,345,000.00	0.00	J.P. MORGAN SECURITIES LLC
NTRD	1245939500	MONT BLANC CAPTL 08/06/24	04/09/2024	08/06/2024	5.36000	44,273,000.00	43,488,580.82	0.00	ING FINANCIAL MARKETS LLC
NTRD	1245939502	CREDIT AGR NY 06/26/24	04/09/2024	06/26/2024	5.28000	50,000,000.00	49,428,000.00	0.00	GREAT PACIFIC SECURITIES
NTRD	1245939504	CREDIT AGR NY 06/26/24	04/09/2024	06/26/2024	5.28000	50,000,000.00	49,428,000.00	0.00	GREAT PACIFIC SECURITIES
NTRD	1245939505	NATIXIS NY 04/10/24 MATD	04/09/2024	04/10/2024	5.30000	50,000,000.00	49,992,638.89	0.00	MISCHLER FINANCIAL GROUP INC.
NTRD	1245939506	NATIXIS NY 04/10/24 MATD	04/09/2024	04/10/2024	5.30000	50,000,000.00	49,992,638.89	0.00	MISCHLER FINANCIAL GROUP INC.

LOS ANGELES COUNTY TREASURER  
INVESTMENT TRANSACTIONS JOURNAL  
PURCHASE DETAIL REPORT  
GROUP: POOLED SURPLUS INVESTMENTS  
FOR THE PERIOD: APRIL 1, 2024 TO APRIL 30, 2024  
ATTACHMENT VIII

Account	Original Trs ID	Description	Settle Date	Maturity Date	Rate	PAR	Principal	Accr Interest	Broker/Dealer
NTRD	1245939507	NATIXIS NY 04/10/24 MATD	04/09/2024	04/10/2024	5.30000	50,000,000.00	49,992,638.89	0.00	MISCHLER FINANCIAL GROUP INC.
NTRD	1245939508	NATIXIS NY 04/10/24 MATD	04/09/2024	04/10/2024	5.30000	50,000,000.00	49,992,638.89	0.00	MISCHLER FINANCIAL GROUP INC.
NTRD	1246434254	JOHNSON&JOHNSON 07/02/24	04/10/2024	07/02/2024	5.24000	50,000,000.00	49,395,944.44	0.00	BLAYLOCK VAN, LLC
NTRD	1246434255	JOHNSON&JOHNSON 07/02/24	04/10/2024	07/02/2024	5.24000	50,000,000.00	49,395,944.44	0.00	BLAYLOCK VAN, LLC
NTRD	1246450835	NATIXIS NY 04/11/24 MATD	04/10/2024	04/11/2024	5.30000	50,000,000.00	49,992,638.89	0.00	MISCHLER FINANCIAL GROUP INC.
NTRD	1246450836	NATIXIS NY 04/11/24 MATD	04/10/2024	04/11/2024	5.30000	50,000,000.00	49,992,638.89	0.00	MISCHLER FINANCIAL GROUP INC.
NTRD	1246450837	NATIXIS NY 04/11/24 MATD	04/10/2024	04/11/2024	5.30000	50,000,000.00	49,992,638.89	0.00	MISCHLER FINANCIAL GROUP INC.
NTRD	1246450840	NATIXIS NY 04/11/24 MATD	04/10/2024	04/11/2024	5.30000	50,000,000.00	49,992,638.89	0.00	MISCHLER FINANCIAL GROUP INC.
NTRD	1246450841	JUPITER SECU 07/03/24	04/10/2024	07/03/2024	5.34000	50,000,000.00	49,377,000.00	0.00	J.P. MORGAN SECURITIES LLC
NTRD	1246450842	JUPITER SECU 07/03/24	04/10/2024	07/03/2024	5.34000	50,000,000.00	49,377,000.00	0.00	J.P. MORGAN SECURITIES LLC
NTRD	1246450843	JUPITER SECU 07/08/24	04/10/2024	07/08/2024	5.33000	50,000,000.00	49,341,152.78	0.00	GREAT PACIFIC SECURITIES
NTRD	1247068567	PFIZER 08/05/24	04/11/2024	08/05/2024	5.29000	41,225,000.00	40,522,296.97	0.00	GREAT PACIFIC SECURITIES
NTRD	1247068572	PFIZER 08/05/24	04/11/2024	08/05/2024	5.29000	50,000,000.00	49,147,722.22	0.00	GREAT PACIFIC SECURITIES
NTRD	1247082990	MONT BLANC CAPTL 08/14/24	04/11/2024	08/14/2024	5.37000	50,000,000.00	49,067,708.33	0.00	BLAYLOCK VAN, LLC
NTRD	1247082991	EMERSON ELECTRIC 07/12/24	04/11/2024	07/12/2024	5.31000	50,000,000.00	49,321,500.00	0.00	BLAYLOCK VAN, LLC
NTRD	1247082992	JUPITER SECU 07/15/24	04/11/2024	07/15/2024	5.35000	50,000,000.00	49,294,097.22	0.00	RBC CAPITAL MARKETS, LLC
NTRD	1247082993	AUTOBAHN FUND 05/15/24	04/11/2024	05/15/2024	5.33000	50,000,000.00	49,748,305.56	0.00	LOOP CAPITAL MARKETS, LLC
NTRD	1247082994	THUNDER BAY FDG 07/15/24	04/15/2024	07/15/2024	5.35000	50,000,000.00	49,323,819.44	0.00	RBC CAPITAL MARKETS, LLC
NTRD	1247082995	COCA-COLA 09/23/24	04/11/2024	09/23/2024	5.23000	50,000,000.00	48,801,458.33	0.00	PIPER SANDLER COMPANIES
NTRD	1247082998	MONT BLANC CAPTL 08/14/24	04/11/2024	08/14/2024	5.37000	22,456,000.00	22,037,289.17	0.00	BLAYLOCK VAN, LLC
NTRD	1247083000	THUNDER BAY FDG 07/15/24	04/15/2024	07/15/2024	5.35000	25,000,000.00	24,661,909.72	0.00	RBC CAPITAL MARKETS, LLC
NTRD	1247083001	EMERSON ELECTRIC 07/11/24	04/11/2024	07/11/2024	5.31000	50,000,000.00	49,328,875.00	0.00	MISCHLER FINANCIAL GROUP INC.
NTRD	1247083002	EMERSON ELECTRIC 07/12/24	04/11/2024	07/12/2024	5.31000	6,500,000.00	6,411,795.00	0.00	BLAYLOCK VAN, LLC
NTRD	1247083003	COCA-COLA 09/23/24	04/11/2024	09/23/2024	5.23000	50,000,000.00	48,801,458.33	0.00	PIPER SANDLER COMPANIES
NTRD	1247083005	ATLANTIC AST SEC 07/02/24	04/11/2024	07/02/2024	5.36000	20,000,000.00	19,755,822.22	0.00	MISCHLER FINANCIAL GROUP INC.
NTRD	1247860504	PROCTER GAMBLE 07/10/24	04/12/2024	07/10/2024	5.31000	50,000,000.00	49,343,625.00	0.00	BLAYLOCK VAN, LLC
NTRD	1247860505	PROCTER GAMBLE 07/10/24	04/12/2024	07/10/2024	5.31000	50,000,000.00	49,343,625.00	0.00	BLAYLOCK VAN, LLC
NTRD	1247864297	EMERSON ELECTRIC 07/19/24	04/15/2024	07/19/2024	5.31000	20,000,000.00	19,719,750.00	0.00	BLAYLOCK VAN, LLC
NTRD	1247864301	MERCK & CO 04/23/24 MATD	04/12/2024	04/23/2024	5.29000	50,000,000.00	49,919,180.56	0.00	J.P. MORGAN SECURITIES LLC
NTRD	1247864302	AUTOBAHN FUND 05/14/24	04/12/2024	05/14/2024	5.34000	50,000,000.00	49,762,666.67	0.00	CITIGROUP GLOBAL MRKT INC
NTRD	1247864303	CRC FUNDING 04/17/24 MATD	04/12/2024	04/17/2024	5.32000	50,000,000.00	49,963,055.56	0.00	CITIGROUP GLOBAL MRKT INC
NTRD	1247864304	CRC FUNDING 04/17/24 MATD	04/12/2024	04/17/2024	5.32000	25,000,000.00	24,981,527.78	0.00	CITIGROUP GLOBAL MRKT INC
NTRD	1247864305	NATIXIS NY 04/15/24 MATD	04/12/2024	04/15/2024	5.30000	50,000,000.00	49,977,916.67	0.00	MISCHLER FINANCIAL GROUP INC.
NTRD	1247864306	NATIXIS NY 04/15/24 MATD	04/12/2024	04/15/2024	5.30000	50,000,000.00	49,977,916.67	0.00	MISCHLER FINANCIAL GROUP INC.
NTRD	1247864307	NATIXIS NY 04/15/24 MATD	04/12/2024	04/15/2024	5.30000	50,000,000.00	49,977,916.67	0.00	MISCHLER FINANCIAL GROUP INC.
NTRD	1247864308	CIESCO 04/16/24 MATD	04/12/2024	04/16/2024	5.32000	50,000,000.00	49,970,444.44	0.00	CITIGROUP GLOBAL MRKT INC
NTRD	1247864309	EMERSON ELECTRIC 07/19/24	04/15/2024	07/19/2024	5.31000	50,000,000.00	49,299,375.00	0.00	BLAYLOCK VAN, LLC
NTRD	1247864310	JUPITER SECU 07/19/24	04/12/2024	07/19/2024	5.34000	50,000,000.00	49,273,166.67	0.00	GREAT PACIFIC SECURITIES
NTRD	1247864311	MERCK & CO 04/23/24 MATD	04/12/2024	04/23/2024	5.29000	50,000,000.00	49,919,180.56	0.00	J.P. MORGAN SECURITIES LLC
NTRD	1249633279	MONT BLANC CAPTL 07/15/24	04/15/2024	07/15/2024	5.37000	25,000,000.00	24,660,645.83	0.00	ING FINANCIAL MARKETS LLC
NTRD	1249633280	MONT BLANC CAPTL 05/21/24	04/15/2024	05/21/2024	5.35000	27,222,000.00	27,076,362.30	0.00	ING FINANCIAL MARKETS LLC
NTRD	1249633860	TOYOTA MOTOR CRD 07/24/24	04/15/2024	07/24/2024	5.34000	50,000,000.00	49,258,333.33	0.00	TOYOTA MOTOR CREDIT CORPORATION
NTRD	1249633861	ATLANTIC AST SEC 06/17/24	04/15/2024	06/17/2024	5.35000	20,970,000.00	20,773,668.38	0.00	MISCHLER FINANCIAL GROUP INC.
NTRD	1249633862	SHEFFIELD RECEIV 07/15/24	04/15/2024	07/15/2024	5.36000	50,000,000.00	49,322,555.56	0.00	GREAT PACIFIC SECURITIES
NTRD	1249633866	OLD LINE FDG 07/15/24	04/15/2024	07/15/2024	5.34000	50,000,000.00	49,325,083.33	0.00	LOOP CAPITAL MARKETS, LLC
NTRD	1251220776	SHEFFIELD RECEIV 07/19/24	04/16/2024	07/19/2024	5.36000	50,000,000.00	49,300,222.22	0.00	LOOP CAPITAL MARKETS, LLC
NTRD	1251220778	ATLANTIC AST SEC 07/18/24	04/17/2024	07/18/2024	5.37000	50,000,000.00	49,313,833.33	0.00	J.P. MORGAN SECURITIES LLC
NTRD	1251220779	EMERSON ELECTRIC 07/17/24	04/16/2024	07/17/2024	5.32000	50,000,000.00	49,320,222.22	0.00	MISCHLER FINANCIAL GROUP INC.
NTRD	1251220780	CHARIOT FUNDING 07/08/24	04/16/2024	07/08/2024	5.37000	50,000,000.00	49,380,958.33	0.00	RBC CAPITAL MARKETS, LLC
NTRD	1251220782	ATLANTIC AST SEC 07/18/24	04/17/2024	07/18/2024	5.37000	10,000,000.00	9,862,766.67	0.00	J.P. MORGAN SECURITIES LLC
NTRD	1251776845	JOHNSON&JOHNSON 07/22/24	04/17/2024	07/22/2024	5.26000	50,000,000.00	49,298,666.67	0.00	BLAYLOCK VAN, LLC
NTRD	1251776846	JOHNSON&JOHNSON 07/22/24	04/17/2024	07/22/2024	5.26000	50,000,000.00	49,298,666.67	0.00	BLAYLOCK VAN, LLC

LOS ANGELES COUNTY TREASURER  
INVESTMENT TRANSACTIONS JOURNAL  
PURCHASE DETAIL REPORT  
GROUP: POOLED SURPLUS INVESTMENTS  
FOR THE PERIOD: APRIL 1, 2024 TO APRIL 30, 2024  
ATTACHMENT VIII

Account	Original Trs ID	Description	Settle Date	Maturity Date	Rate	PAR	Principal	Accr Interest	Broker/Dealer
NTRD	1251776852	TD 07/22/24	04/17/2024	07/22/2024	5.30000	50,000,000.00	49,293,333.33	0.00	GREAT PACIFIC SECURITIES
NTRD	1251792905	CIBC 05/31/24	04/17/2024	05/31/2024	5.32000	50,000,000.00	49,674,888.89	0.00	SIEBERT WILLIAMS SHANK CO. & LLC
NTRD	1251792906	OLD LINE FDG 07/18/24	04/18/2024	07/18/2024	5.35000	50,000,000.00	49,323,819.44	0.00	CITIGROUP GLOBAL MKRT INC
NTRD	1251792907	THUNDER BAY FDG 07/19/24	04/22/2024	07/19/2024	5.35000	50,000,000.00	49,346,111.11	0.00	J.P. MORGAN SECURITIES LLC
NTRD	1251792908	THUNDER BAY FDG 07/19/24	04/22/2024	07/19/2024	5.35000	50,000,000.00	49,346,111.11	0.00	J.P. MORGAN SECURITIES LLC
NTRD	1251792909	JOHNSON&JOHNSON 07/19/24	04/17/2024	07/19/2024	5.26000	50,000,000.00	49,320,583.33	0.00	SIEBERT WILLIAMS SHANK CO. & LLC
NTRD	1251792910	JOHNSON&JOHNSON 07/19/24	04/17/2024	07/19/2024	5.26000	50,000,000.00	49,320,583.33	0.00	SIEBERT WILLIAMS SHANK CO. & LLC
NTRD	1251792911	ATLANTIC AST SEC 07/17/24	04/18/2024	07/17/2024	5.34000	50,000,000.00	49,332,500.00	0.00	BLAYLOCK VAN, LLC
NTRD	1251792912	JUPITER SECU 07/01/24	04/17/2024	07/01/2024	5.37000	50,000,000.00	49,440,625.00	0.00	J.P. MORGAN SECURITIES LLC
NTRD	1251792913	JUPITER SECU 07/01/24	04/17/2024	07/01/2024	5.37000	50,000,000.00	49,440,625.00	0.00	J.P. MORGAN SECURITIES LLC
NTRD	1251792914	ING US FUNDING 09/16/24	04/17/2024	09/16/2024	5.34000	50,000,000.00	48,872,666.67	0.00	ING FINANCIAL MARKETS LLC
NTRD	1251792915	UNILEVER CAPITAL 07/08/24	04/18/2024	07/08/2024	5.30000	50,000,000.00	49,403,750.00	0.00	MIZUHO SECURITIES USA LLC
NTRD	1251792916	EMERSON ELECTRIC 07/08/24	04/18/2024	07/08/2024	5.31000	50,000,000.00	49,402,625.00	0.00	BLAYLOCK VAN, LLC
NTRD	1251792919	UNILEVER CAPITAL 07/08/24	04/18/2024	07/08/2024	5.30000	50,000,000.00	49,403,750.00	0.00	MIZUHO SECURITIES USA LLC
NTRD	1252504697	NATIXIS NY 04/19/24 MATD	04/18/2024	04/19/2024	5.29000	50,000,000.00	49,992,652.78	0.00	GREAT PACIFIC SECURITIES
NTRD	1252506136	CHARIOT FUNDING 07/12/24	04/18/2024	07/12/2024	5.37000	50,000,000.00	49,366,041.67	0.00	J.P. MORGAN SECURITIES LLC
NTRD	1252506137	CIBC 07/18/24	04/18/2024	07/18/2024	5.29000	50,000,000.00	49,331,402.78	0.00	BLAYLOCK VAN, LLC
NTRD	1252506138	SHEFFIELD RECEIV 07/22/24	04/18/2024	07/22/2024	5.37000	50,000,000.00	49,291,458.33	0.00	GREAT PACIFIC SECURITIES
NTRD	1252506139	CAFCO 09/05/24	04/18/2024	09/05/2024	5.35000	50,000,000.00	48,959,722.22	0.00	LOOP CAPITAL MARKETS, LLC
NTRD	1252506140	JOHNSON&JOHNSON 07/15/24	04/18/2024	07/15/2024	5.26000	50,000,000.00	49,357,111.11	0.00	SIEBERT WILLIAMS SHANK CO. & LLC
NTRD	1252506141	CIBC 07/18/24	04/18/2024	07/18/2024	5.29000	50,000,000.00	49,331,402.78	0.00	BLAYLOCK VAN, LLC
NTRD	1253208846	THUNDER BAY FDG 07/19/24	04/24/2024	07/19/2024	5.34000	50,000,000.00	49,362,166.67	0.00	MISCHLER FINANCIAL GROUP INC.
NTRD	1253208850	JUPITER SECU 07/12/24	04/19/2024	07/12/2024	5.36000	50,000,000.00	49,374,666.67	0.00	LOOP CAPITAL MARKETS, LLC
NTRD	1253208851	JUPITER SECU 07/12/24	04/19/2024	07/12/2024	5.36000	50,000,000.00	49,374,666.67	0.00	LOOP CAPITAL MARKETS, LLC
NTRD	1253208852	CANCARA ASSETSEC 07/03/24	04/19/2024	07/03/2024	5.35000	50,000,000.00	49,442,708.33	0.00	J.P. MORGAN SECURITIES LLC
NTRD	1253218387	EMERSON ELECTRIC 07/15/24	04/19/2024	07/15/2024	5.31000	50,000,000.00	49,358,375.00	0.00	BLAYLOCK VAN, LLC
NTRD	1253964799	CREDIT AGRY NY 04/24/24 MATD	04/22/2024	04/24/2024	5.26000	50,000,000.00	49,985,388.89	0.00	GREAT PACIFIC SECURITIES
NTRD	1253964800	ATLANTIC AST SEC 07/22/24	04/22/2024	07/22/2024	5.37000	50,000,000.00	49,321,291.67	0.00	BLAYLOCK VAN, LLC
NTRD	1253964801	CREDIT AGRY NY 04/24/24 MATD	04/22/2024	04/24/2024	5.26000	50,000,000.00	49,985,388.89	0.00	GREAT PACIFIC SECURITIES
NTRD	1253964804	MONT BLANC CAPTL 08/20/24	04/22/2024	08/20/2024	5.38000	50,000,000.00	49,103,333.33	0.00	J.P. MORGAN SECURITIES LLC
NTRD	1253964805	SHEFFIELD RECEIV 07/25/24	04/22/2024	07/25/2024	5.37000	50,000,000.00	49,298,916.67	0.00	LOOP CAPITAL MARKETS, LLC
NTRD	1253965038	CIBC 07/22/24	04/22/2024	07/22/2024	5.29000	50,000,000.00	49,331,402.78	0.00	SIEBERT WILLIAMS SHANK CO. & LLC
NTRD	1253965039	CIBC 07/22/24	04/22/2024	07/22/2024	5.29000	50,000,000.00	49,331,402.78	0.00	SIEBERT WILLIAMS SHANK CO. & LLC
NTRD	1254954673	CHARIOT FUNDING 07/10/24	04/23/2024	07/10/2024	5.37000	50,000,000.00	49,418,250.00	0.00	BLAYLOCK VAN, LLC
NTRD	1254954677	NATIXIS NY 07/25/24	04/23/2024	07/25/2024	5.29000	50,000,000.00	49,316,708.33	0.00	MISCHLER FINANCIAL GROUP INC.
NTRD	1254954679	ATLANTIC AST SEC 07/22/24	04/23/2024	07/22/2024	5.36000	50,000,000.00	49,330,000.00	0.00	LOOP CAPITAL MARKETS, LLC
NTRD	1255525381	SHEFFIELD RECEIV 07/31/24	04/24/2024	07/31/2024	5.39000	50,000,000.00	49,266,361.11	0.00	BLAYLOCK VAN, LLC
NTRD	1255525383	AUTOBAHN FUND 06/28/24	04/24/2024	06/28/2024	5.36000	50,000,000.00	49,516,111.11	0.00	GREAT PACIFIC SECURITIES
NTRD	1255525887	CRC FUNDING 09/05/24	04/24/2024	09/05/2024	5.35000	50,000,000.00	49,004,305.56	0.00	LOOP CAPITAL MARKETS, LLC
NTRD	1255528597	TD 07/24/24	04/24/2024	07/24/2024	5.33000	50,000,000.00	49,326,347.22	0.00	MISCHLER FINANCIAL GROUP INC.
NTRD	1256327586	OLD LINE FDG 07/24/24	04/26/2024	07/24/2024	5.35000	50,000,000.00	49,338,680.56	0.00	BLAYLOCK VAN, LLC
NTRD	1256327588	OLD LINE FDG 07/24/24	04/26/2024	07/24/2024	5.35000	42,157,000.00	41,599,415.12	0.00	BLAYLOCK VAN, LLC
NTRD	1256327589	ATLANTIC AST SEC 06/28/24	04/25/2024	06/28/2024	5.36000	30,200,000.00	29,912,227.56	0.00	BLAYLOCK VAN, LLC
NTRD	1256327597	CAFCO 09/09/24	04/25/2024	09/09/2024	5.36000	50,000,000.00	48,980,111.11	0.00	J.P. MORGAN SECURITIES LLC
NTRD	1256327602	CAFCO 09/13/24	04/25/2024	09/13/2024	5.36000	25,000,000.00	24,475,166.67	0.00	J.P. MORGAN SECURITIES LLC
NTRD	1256327604	CAFCO 09/06/24	04/25/2024	09/06/2024	5.35000	25,000,000.00	24,502,152.78	0.00	LOOP CAPITAL MARKETS, LLC
NTRD	1257862180	CREDIT AGRY NY 07/31/24	04/26/2024	07/31/2024	5.27000	50,000,000.00	49,297,333.33	0.00	GREAT PACIFIC SECURITIES
NTRD	1257862187	CREDIT AGRY NY 07/31/24	04/26/2024	07/31/2024	5.27000	50,000,000.00	49,297,333.33	0.00	GREAT PACIFIC SECURITIES
NTRD	1257862188	CAFCO 09/11/24	04/26/2024	09/11/2024	5.36000	50,000,000.00	48,972,666.67	0.00	BLAYLOCK VAN, LLC
NTRD	1257862190	TD 07/25/24	04/26/2024	07/25/2024	5.34000	50,000,000.00	49,332,500.00	0.00	BLAYLOCK VAN, LLC
NTRD	1257862194	FAYETE AST SECUR 08/26/24	04/26/2024	08/26/2024	5.37000	40,000,000.00	39,272,066.67	0.00	MISCHLER FINANCIAL GROUP INC.
NTRD	1257862197	CIESCO 09/06/24	04/26/2024	09/06/2024	5.36000	50,000,000.00	49,009,888.89	0.00	BLAYLOCK VAN, LLC
NTRD	1258553877	JUPITER SECU 07/17/24	04/29/2024	07/17/2024	5.38000	50,000,000.00	49,409,694.44	0.00	J.P. MORGAN SECURITIES LLC
NTRD	1258558502	UNILEVER CAPITAL 07/03/24	04/29/2024	07/03/2024	5.32000	50,000,000.00	49,519,722.22	0.00	MIZUHO SECURITIES USA LLC
NTRD	1258558503	CRC FUNDING 09/09/24	04/29/2024	09/09/2024	5.35000	50,000,000.00	49,011,736.11	0.00	BLAYLOCK VAN, LLC



LOS ANGELES COUNTY TREASURER  
INVESTMENT TRANSACTIONS JOURNAL  
PURCHASE DETAIL REPORT  
GROUP: POOLED SURPLUS INVESTMENTS  
FOR THE PERIOD: APRIL 1, 2024 TO APRIL 30, 2024  
ATTACHMENT VIII

Account	Original Trs ID	Description	Settle Date	Maturity Date	Rate	PAR	Principal	Accr Interest	Broker/Dealer
NTRD	1258558504	MICROSOFT 07/31/24	04/29/2024	07/31/2024	5.27000	50,000,000.00	49,319,291.67	0.00	RBC CAPITAL MARKETS, LLC
NTRD	1258558505	MICROSOFT 07/08/24	04/29/2024	07/08/2024	5.28000	50,000,000.00	49,486,666.67	0.00	LOOP CAPITAL MARKETS, LLC
NTRD	1258558506	MICROSOFT 07/12/24	04/29/2024	07/12/2024	5.28000	50,000,000.00	49,457,333.33	0.00	SIEBERT WILLIAMS SHANK CO. & LLC
NTRD	1258558507	MICROSOFT 07/12/24	04/29/2024	07/12/2024	5.28000	50,000,000.00	49,457,333.33	0.00	SIEBERT WILLIAMS SHANK CO. & LLC
NTRD	1259332199	UNILEVER CAPITAL 07/31/24	04/30/2024	07/31/2024	5.33000	50,000,000.00	49,318,944.44	0.00	J.P. MORGAN SECURITIES LLC
NTRD	1259332200	UNILEVER CAPITAL 07/31/24	04/30/2024	07/31/2024	5.33000	50,000,000.00	49,318,944.44	0.00	J.P. MORGAN SECURITIES LLC
NTRD	1259332202	PFIZER 07/31/24	04/30/2024	07/31/2024	5.31500	50,000,000.00	49,320,861.11	0.00	BLAYLOCK VAN, LLC
	<b>CPD TOTAL</b>					<b>7,774,479,000.00</b>	<b>7,685,148,240.57</b>	<b>0.00</b>	
NTRD	1241572232	US TREASURY BILL 07/30/24	04/02/2024	07/30/2024	5.18500	11,950,000.00	11,745,185.30	0.00	UBS SECURITIES LLC
NTRD	1241572237	US TREASURY BILL 07/30/24	04/02/2024	07/30/2024	5.18500	50,000,000.00	49,143,034.72	0.00	MORGAN KEEGAN & COMPANY, INC.
NTRD	1241572238	US TREASURY BILL 07/30/24	04/02/2024	07/30/2024	5.18500	50,000,000.00	49,143,034.72	0.00	UBS SECURITIES LLC
NTRD	1244229500	US TREASURY BILL 07/05/24	04/05/2024	07/05/2024	5.21000	50,000,000.00	49,341,513.89	0.00	DAIWA CAPITAL MARKETS AMERICA INC.
NTRD	1244229506	US TREASURY BILL 07/05/24	04/05/2024	07/05/2024	5.21000	50,000,000.00	49,341,513.89	0.00	DAIWA CAPITAL MARKETS AMERICA INC.
NTRD	1245270915	US TREASURY BILL 07/11/24	04/08/2024	07/11/2024	5.15500	50,000,000.00	49,326,986.11	0.00	J.P. MORGAN SECURITIES LLC
NTRD	1245270916	US TREASURY BILL 07/11/24	04/08/2024	07/11/2024	5.15500	50,000,000.00	49,326,986.11	0.00	J.P. MORGAN SECURITIES LLC
NTRD	1245270926	US TREASURY BILL 07/30/24	04/08/2024	07/30/2024	5.19000	50,000,000.00	49,185,458.33	0.00	PIPER SANDLER COMPANIES
NTRD	1245270927	US TREASURY BILL 07/11/24	04/08/2024	07/11/2024	5.15500	50,000,000.00	49,326,986.11	0.00	J.P. MORGAN SECURITIES LLC
NTRD	1245270928	US TREASURY BILL 07/11/24	04/08/2024	07/11/2024	5.15500	50,000,000.00	49,326,986.11	0.00	J.P. MORGAN SECURITIES LLC
NTRD	1245270930	US TREASURY BILL 07/11/24	04/08/2024	07/11/2024	5.15500	50,000,000.00	49,326,986.11	0.00	J.P. MORGAN SECURITIES LLC
NTRD	1245270942	US TREASURY BILL 06/04/24	04/08/2024	06/04/2024	5.23000	50,000,000.00	49,585,958.33	0.00	MORGAN KEEGAN & COMPANY, INC.
NTRD	1245270943	US TREASURY BILL 06/04/24	04/08/2024	06/04/2024	5.23000	50,000,000.00	49,585,958.33	0.00	MORGAN KEEGAN & COMPANY, INC.
NTRD	1245270944	US TREASURY BILL 06/20/24	04/08/2024	06/20/2024	5.19000	50,000,000.00	49,473,791.67	0.00	KEYBANC CAPITAL MARKETS INC.
NTRD	1245270946	US TREASURY BILL 07/05/24	04/08/2024	07/05/2024	5.21500	50,000,000.00	49,362,611.11	0.00	WELLS FARGO
NTRD	1245270948	US TREASURY BILL 07/30/24	04/08/2024	07/30/2024	5.19000	50,000,000.00	49,185,458.33	0.00	PIPER SANDLER COMPANIES
NTRD	1245270953	US TREASURY BILL 06/20/24	04/08/2024	06/20/2024	5.19000	50,000,000.00	49,473,791.67	0.00	KEYBANC CAPITAL MARKETS INC.
NTRD	1245270954	US TREASURY BILL 07/05/24	04/08/2024	07/05/2024	5.21500	50,000,000.00	49,362,611.11	0.00	WELLS FARGO
NTRD	1245270956	US TREASURY BILL 07/05/24	04/08/2024	07/05/2024	5.21500	50,000,000.00	49,362,611.11	0.00	WELLS FARGO
NTRD	1245270957	US TREASURY BILL 07/05/24	04/08/2024	07/05/2024	5.21500	50,000,000.00	49,362,611.11	0.00	WELLS FARGO
NTRD	1245270959	US TREASURY BILL 07/30/24	04/08/2024	07/30/2024	5.19000	50,000,000.00	49,185,458.33	0.00	PIPER SANDLER COMPANIES
NTRD	1245270960	US TREASURY BILL 07/30/24	04/08/2024	07/30/2024	5.19000	50,000,000.00	49,185,458.33	0.00	PIPER SANDLER COMPANIES
NTRD	1245270961	US TREASURY BILL 06/20/24	04/08/2024	06/20/2024	5.19000	50,000,000.00	49,473,791.67	0.00	KEYBANC CAPITAL MARKETS INC.
NTRD	1245270962	US TREASURY BILL 07/30/24	04/08/2024	07/30/2024	5.19000	50,000,000.00	49,185,458.33	0.00	PIPER SANDLER COMPANIES
NTRD	1245270965	US TREASURY BILL 06/20/24	04/08/2024	06/20/2024	5.19000	50,000,000.00	49,473,791.67	0.00	KEYBANC CAPITAL MARKETS INC.
NTRD	1245270966	US TREASURY BILL 07/05/24	04/08/2024	07/05/2024	5.21500	50,000,000.00	49,362,611.11	0.00	WELLS FARGO
NTRD	1245939487	US TREASURY BILL 06/27/24	04/09/2024	06/27/2024	5.19200	50,000,000.00	49,430,322.22	0.00	US BANCORP ADVISORS
NTRD	1245939489	US TREASURY BILL 08/06/24	04/09/2024	08/06/2024	5.18000	50,000,000.00	49,143,861.11	0.00	FHN FINANCIAL CAPITAL MARKETS
NTRD	1245939493	US TREASURY BILL 06/27/24	04/09/2024	06/27/2024	5.19200	37,104,000.00	36,681,253.51	0.00	US BANCORP ADVISORS
NTRD	1245939499	US TREASURY BILL 08/06/24	04/09/2024	08/06/2024	5.18000	50,000,000.00	49,143,861.11	0.00	FHN FINANCIAL CAPITAL MARKETS
NTRD	1246434252	US TREASURY BILL 08/06/24	04/10/2024	08/06/2024	5.23000	50,000,000.00	49,142,861.11	0.00	DAIWA CAPITAL MARKETS AMERICA INC.
NTRD	1246434253	US TREASURY BILL 08/06/24	04/10/2024	08/06/2024	5.23000	50,000,000.00	49,142,861.11	0.00	DAIWA CAPITAL MARKETS AMERICA INC.
NTRD	1246434257	US TREASURY BILL 07/05/24	04/10/2024	07/05/2024	5.22000	50,000,000.00	49,376,500.00	0.00	PIPER SANDLER COMPANIES
NTRD	1246434258	US TREASURY BILL 07/05/24	04/10/2024	07/05/2024	5.22000	50,000,000.00	49,376,500.00	0.00	PIPER SANDLER COMPANIES
NTRD	1247068566	US TREASURY BILL 07/11/24	04/11/2024	07/11/2024	5.23000	50,000,000.00	49,338,986.11	0.00	MORGAN KEEGAN & COMPANY, INC.
NTRD	1247068568	US TREASURY BILL 08/08/24	04/11/2024	08/08/2024	5.20100	50,000,000.00	49,140,390.28	0.00	US BANCORP ADVISORS
NTRD	1247068569	US TREASURY BILL 08/06/24	04/11/2024	08/06/2024	5.22000	50,000,000.00	49,151,750.00	0.00	J.P. MORGAN SECURITIES LLC
NTRD	1247068570	US TREASURY BILL 07/11/24	04/11/2024	07/11/2024	5.23000	50,000,000.00	49,338,986.11	0.00	MORGAN KEEGAN & COMPANY, INC.
NTRD	1247068571	US TREASURY BILL 08/06/24	04/11/2024	08/06/2024	5.22000	50,000,000.00	49,151,750.00	0.00	J.P. MORGAN SECURITIES LLC
NTRD	1247860506	US TREASURY BILL 08/06/24	04/12/2024	08/06/2024	5.19500	50,000,000.00	49,163,027.78	0.00	KEYBANC CAPITAL MARKETS INC.
NTRD	1247860507	US TREASURY BILL 08/06/24	04/12/2024	08/06/2024	5.19500	50,000,000.00	49,163,027.78	0.00	KEYBANC CAPITAL MARKETS INC.
NTRD	1247860512	US TREASURY BILL 08/08/24	04/12/2024	08/08/2024	5.19500	50,000,000.00	49,148,597.22	0.00	DAIWA CAPITAL MARKETS AMERICA INC.
NTRD	1247860513	US TREASURY BILL 08/08/24	04/12/2024	08/08/2024	5.19500	50,000,000.00	49,148,597.22	0.00	DAIWA CAPITAL MARKETS AMERICA INC.
NTRD	1247860514	US TREASURY BILL 07/30/24	04/12/2024	07/30/2024	5.20000	50,000,000.00	49,212,777.78	0.00	WELLS FARGO
NTRD	1247860515	US TREASURY BILL 07/30/24	04/12/2024	07/30/2024	5.20000	50,000,000.00	49,212,777.78	0.00	WELLS FARGO
NTRD	1249633281	US TREASURY BILL 08/06/24	04/15/2024	08/06/2024	5.20000	50,000,000.00	49,183,888.89	0.00	PIPER SANDLER COMPANIES
NTRD	1249633282	US TREASURY BILL 08/06/24	04/15/2024	08/06/2024	5.20000	50,000,000.00	49,183,888.89	0.00	PIPER SANDLER COMPANIES
NTRD	1251214771	US TREASURY BILL 08/13/24	04/16/2024	08/13/2024	5.22000	50,000,000.00	49,137,250.00	0.00	US BANCORP ADVISORS
NTRD	1251214774	US TREASURY BILL 08/13/24	04/16/2024	08/13/2024	5.22000	50,000,000.00	49,137,250.00	0.00	US BANCORP ADVISORS
NTRD	1251776843	US TREASURY BILL 07/30/24	04/17/2024	07/30/2024	5.22000	50,000,000.00	49,246,000.00	0.00	WELLS FARGO
NTRD	1251776844	US TREASURY BILL 07/30/24	04/17/2024	07/30/2024	5.22000	50,000,000.00	49,246,000.00	0.00	WELLS FARGO

LOS ANGELES COUNTY TREASURER  
INVESTMENT TRANSACTIONS JOURNAL  
PURCHASE DETAIL REPORT  
GROUP: POOLED SURPLUS INVESTMENTS  
FOR THE PERIOD: APRIL 1, 2024 TO APRIL 30, 2024  
ATTACHMENT VIII

Account	Original Trs ID	Description	Settle Date	Maturity Date	Rate	PAR	Principal	Accr Interest	Broker/Dealer
NTRD	1251776851	US TREASURY BILL 08/13/24	04/18/2024	08/13/2024	5.23000	50,000,000.00	49,150,125.00	0.00	DAIWA CAPITAL MARKETS AMERICA INC.
NTRD	1253208847	US TREASURY BILL 08/20/24	04/23/2024	08/20/2024	5.22000	50,000,000.00	49,137,250.00	0.00	PIPER SANDLER COMPANIES
NTRD	1253208849	US TREASURY BILL 08/20/24	04/23/2024	08/20/2024	5.22000	50,000,000.00	49,137,250.00	0.00	PIPER SANDLER COMPANIES
NTRD	1253964806	US TREASURY BILL 08/15/24	04/22/2024	08/15/2024	5.17000	50,000,000.00	49,174,236.11	0.00	DAIWA CAPITAL MARKETS AMERICA INC.
NTRD	1254954678	US TREASURY BILL 08/13/24	04/23/2024	08/13/2024	5.22000	50,000,000.00	49,188,000.00	0.00	J.P. MORGAN SECURITIES LLC
NTRD	1255525380	US TREASURY BILL 07/30/24	04/24/2024	07/30/2024	5.23000	50,000,000.00	49,295,402.78	0.00	WELLS FARGO
NTRD	1255525382	US TREASURY BILL 07/02/24	04/24/2024	07/02/2024	5.24000	37,829,000.00	37,449,070.74	0.00	US BANCORP ADVISORS
NTRD	1256327598	US TREASURY BILL 08/20/24	04/26/2024	08/20/2024	5.24000	50,000,000.00	49,155,777.78	0.00	DAIWA CAPITAL MARKETS AMERICA INC.
NTRD	1256327599	US TREASURY BILL 08/20/24	04/26/2024	08/20/2024	5.24000	50,000,000.00	49,155,777.78	0.00	DAIWA CAPITAL MARKETS AMERICA INC.
NTRD	1256327600	US TREASURY BILL 09/05/24	04/26/2024	09/05/2024	5.19000	50,000,000.00	49,048,500.00	0.00	J.P. MORGAN SECURITIES LLC
NTRD	1256327601	US TREASURY BILL 09/05/24	04/26/2024	09/05/2024	5.19000	50,000,000.00	49,048,500.00	0.00	J.P. MORGAN SECURITIES LLC
NTRD	1256327603	US TREASURY BILL 09/05/24	04/26/2024	09/05/2024	5.19000	50,000,000.00	49,048,500.00	0.00	J.P. MORGAN SECURITIES LLC
NTRD	1256327606	US TREASURY BILL 09/05/24	04/26/2024	09/05/2024	5.19000	50,000,000.00	49,048,500.00	0.00	J.P. MORGAN SECURITIES LLC
NTRD	1257862177	US TREASURY BILL 08/20/24	04/26/2024	08/20/2024	5.23000	50,000,000.00	49,157,388.89	0.00	WELLS FARGO
NTRD	1257862178	US TREASURY BILL 09/05/24	04/26/2024	09/05/2024	5.18000	50,000,000.00	49,050,333.33	0.00	J.P. MORGAN SECURITIES LLC
NTRD	1257862181	US TREASURY BILL 09/05/24	04/26/2024	09/05/2024	5.18000	50,000,000.00	49,050,333.33	0.00	J.P. MORGAN SECURITIES LLC
NTRD	1257862184	US TREASURY BILL 09/05/24	04/26/2024	09/05/2024	5.18000	50,000,000.00	49,050,333.33	0.00	J.P. MORGAN SECURITIES LLC
NTRD	1257862185	US TREASURY BILL 08/20/24	04/26/2024	08/20/2024	5.23000	50,000,000.00	49,157,388.89	0.00	WELLS FARGO
NTRD	1257862186	US TREASURY BILL 08/20/24	04/26/2024	08/20/2024	5.23000	50,000,000.00	49,157,388.89	0.00	WELLS FARGO
NTRD	1257862192	US TREASURY BILL 09/05/24	04/26/2024	09/05/2024	5.18000	50,000,000.00	49,050,333.33	0.00	J.P. MORGAN SECURITIES LLC
NTRD	1257862193	US TREASURY BILL 08/20/24	04/26/2024	08/20/2024	5.23000	50,000,000.00	49,157,388.89	0.00	WELLS FARGO
NTRD	1258553875	US TREASURY BILL 08/01/24	04/29/2024	08/01/2024	5.21500	50,000,000.00	49,319,152.78	0.00	WELLS FARGO
NTRD	1258553876	US TREASURY BILL 08/01/24	04/29/2024	08/01/2024	5.21500	50,000,000.00	49,319,152.78	0.00	WELLS FARGO
NTRD	1259332203	US TREASURY BILL 08/08/24	04/30/2024	08/08/2024	5.20000	50,000,000.00	49,277,777.78	0.00	UBS SECURITIES LLC
NTRD	1259332204	US TREASURY BILL 08/08/24	04/30/2024	08/08/2024	5.20000	49,947,000.00	49,225,543.33	0.00	UBS SECURITIES LLC
<b>US TBILLS TOTAL</b>						<b>3,836,830,000.00</b>	<b>3,778,296,529.25</b>	<b>0.00</b>	
<b>NTRD- PSI TOTAL</b>						<b>16,537,413,000.00</b>	<b>16,354,108,903.37</b>	<b>67,263.89</b>	
<b>PSI TOTAL</b>						<b>16,537,413,000.00</b>	<b>16,354,108,903.37</b>	<b>67,263.89</b>	

LOS ANGELES COUNTY TREASURER  
 INVESTMENT TRANSACTIONS JOURNAL  
 PURCHASE DETAIL REPORT  
 GROUP: SPECIFIC PURPOSE INVESTMENTS  
 FOR THE PERIOD: APRIL 1, 2024 TO APRIL 30, 2024  
 ATTACHMENT VIII

Account	Original Trs ID	Description	Settle Date	Maturity Date	Rate	PAR	Principal	Accr Interest	Broker/Dealer
<b><u>SCAQM-SOUTH COAST AIR QUALITY MG</u></b>									
LAIF-SCAQMD	1249649042	S OF C LAIF	04/15/2024	12/31/2024	0.00000	414,010.37	414,010.37	0.00	NONE
<b>MMFUND TOTAL</b>						<b>414,010.37</b>	<b>414,010.37</b>	<b>0.00</b>	
<b>SCAQM TOTAL</b>						<b>414,010.37</b>	<b>414,010.37</b>	<b>0.00</b>	
<b><u>SLIM-SCHOOLS LINKED INSURANCE MG</u></b>									
LAIF-SLIM	1249649045	S OF C LAIF	04/15/2024	12/31/2024	0.00000	38,349.08	38,349.08	0.00	NONE
<b>MMFUND TOTAL</b>						<b>38,349.08</b>	<b>38,349.08</b>	<b>0.00</b>	
<b>SLIM TOTAL</b>						<b>38,349.08</b>	<b>38,349.08</b>	<b>0.00</b>	
<b><u>WASIA-WHITTIER AREA SCHOOLS INS</u></b>									
LAIF-WASIA	1249649044	S OF C LAIF	04/15/2024	12/31/2024	0.00000	463.27	463.27	0.00	NONE
<b>MMFUND TOTAL</b>						<b>463.27</b>	<b>463.27</b>	<b>0.00</b>	
<b>WASIA TOTAL</b>						<b>463.27</b>	<b>463.27</b>	<b>0.00</b>	
<b>SPI TOTAL</b>						<b>452,822.72</b>	<b>452,822.72</b>	<b>0.00</b>	

LOS ANGELES COUNTY TREASURER  
INVESTMENT TRANSACTIONS JOURNAL  
CALLS-SALES REPORT  
GROUP: POOLED SURPLUS INVESTMENTS  
FOR THE PERIOD: APRIL 1, 2024 TO APRIL 30, 2024  
ATTACHMENT VIII

Account	Original Trs ID	Description	CUSIP	Transaction Type	Settle Date	Maturity Date	Rate	PAR	Principal	Interest	Settlement Amount
NTRD	1249182385	FEDERAL HOME LOAN MORTGAGE CORP	3134H1FA6	Call Redemption	04/12/2024	10/12/2028	6.05000	50,000,000.00	50,000,000.00	0.00	50,000,000.00
NTRD	1249182129	FEDERAL HOME LOAN MORTGAGE CORP	3134H1FA6	Coupon	04/12/2024	10/12/2028	6.05000	0.00	0.00	1,512,500.00	1,512,500.00
NTRD	1258284926	FEDERAL HOME LOAN MORTGAGE CORP	3134H1GA5	Call Redemption	04/26/2024	10/26/2027	6.06000	50,000,000.00	50,000,000.00	0.00	50,000,000.00
NTRD	1258284896	FEDERAL HOME LOAN MORTGAGE CORP	3134H1GA5	Coupon	04/26/2024	10/26/2027	6.06000	0.00	0.00	1,506,583.33	1,506,583.33
NTRD	1258284928	FEDERAL HOME LOAN MORTGAGE CORP	3134H1GF4	Call Redemption	04/26/2024	10/26/2027	6.07000	50,000,000.00	50,000,000.00	0.00	50,000,000.00
NTRD	1258284893	FEDERAL HOME LOAN MORTGAGE CORP	3134H1GF4	Coupon	04/26/2024	10/26/2027	6.07000	0.00	0.00	1,509,069.44	1,509,069.44
NTRD	1258284927	FEDERAL HOME LOAN MORTGAGE CORP	3134H1HE6	Call Redemption	04/26/2024	10/26/2027	6.09000	50,000,000.00	50,000,000.00	0.00	50,000,000.00
NTRD	1258284888	FEDERAL HOME LOAN MORTGAGE CORP	3134H1HE6	Coupon	04/26/2024	10/26/2027	6.09000	0.00	0.00	1,514,041.67	1,514,041.67
NTRD	1255513908	FEDERAL HOME LOAN MORTGAGE CORP	3134H1JA2	Call Redemption	04/30/2024	10/30/2028	6.20000	25,000,000.00	25,000,000.00	0.00	25,000,000.00
NTRD	1258761975	FEDERAL HOME LOAN MORTGAGE CORP	3134H1JA2	Coupon	04/30/2024	10/30/2028	6.20000	0.00	0.00	0.00	0.00
<b>NTRD-PSI TOTAL</b>								<b>225,000,000.00</b>	<b>225,000,000.00</b>	<b>6,042,194.44</b>	<b>231,042,194.44</b>
<b>PSI TOTAL</b>								<b>225,000,000.00</b>	<b>225,000,000.00</b>	<b>6,042,194.44</b>	<b>231,042,194.44</b>

LOS ANGELES COUNTY TREASURER  
 COMPARISON OF INVESTMENT COST TO MARKET VALUE  
 AS OF APRIL 30, 2024  
 ATTACHMENT IX

SECURITY TYPE	POOLED			SPECIFIC PURPOSE		
	Amortized Cost	Market Value	Mkt Value Difference	Amortized Cost	Market Value	Mkt Value Difference
Collateralized CD's	\$0.00	\$0.00	\$0.00	\$0.00	\$0.00	\$0.00
Negotiable CD's	2,350,000,000.00	2,350,216,000.00	216,000.00	0.00	0.00	0.00
Euro CD's	0.00	0.00	0.00	0.00	0.00	0.00
Bankers Acceptances	0.00	0.00	0.00	0.00	0.00	0.00
Commercial Paper	18,975,880,190.58	18,987,575,558.40	11,695,367.82	0.00	0.00	0.00
Governments	11,842,177,959.67	11,589,741,631.39	(252,436,328.28)	107,559,977.79	107,458,117.60	(101,860.19)
Agencies	30,011,888,297.97	27,695,368,404.59	(2,316,519,893.38)	217,410,427.63	192,557,086.57	(24,853,341.06)
Municipals	38,107,080.42	37,838,770.00	(268,310.42)	2,060,000.00	2,060,000.00	0.00
Corp. & Deposit Notes	10,999,426.72	10,928,555.00	(70,871.72)	0.00	0.00	0.00
Repurchase Agreements	0.00	0.00	0.00	0.00	0.00	0.00
Asset Backed	0.00	0.00	0.00	0.00	0.00	0.00
Other	0.00	0.00	0.00	42,833,098.76	42,833,098.76	0.00
<b>TOTAL</b>	<b><u>\$63,229,052,955.36</u></b>	<b><u>\$60,671,668,919.38</u></b>	<b><u>(\$2,557,384,035.98)</u></b>	<b><u>\$369,863,504.18</u></b>	<b><u>\$344,908,302.93</u></b>	<b><u>(\$24,955,201.25)</u></b>

**Market Pricing Policies and Source:**

The Pooled Surplus Investment Portfolio (PSI) is market priced monthly using Citibank Valuation Total Report month-end prices. Securities not actively traded, and therefore may not have a month-end price quoted in the Citibank Valuation Total Report, are priced in accordance with industry pricing standards and are shown on Attachment IXa. Bond Anticipation Notes are private placements not actively traded, are not included in the Citibank Valuation Total Report. Accordingly, market value is priced at Cost. Such non-traded securities make up 0.02% of the PSI Portfolio.

LOS ANGELES COUNTY TREASURER  
 MARKET PRICING EXCEPTIONS  
 AS OF APRIL 30, 2024  
 ATTACHMENT IXa

Security ID	Description	Calculated Market Price
1190173741	FEDERAL HOME LOAN BANKS	99.918
1235365087	FEDERAL HOME LOAN BANKS	99.137
1252504693	FEDERAL HOME LOAN BANKS	98.779
1235365089	FEDERAL HOME LOAN BANKS	99.137
1236076704	FEDERAL HOME LOAN BANKS	99.904
1251214772	FEDERAL HOME LOAN BANKS	98.779
1239587457	FEDERAL NATIONAL MORTGAGE ASSOCIATION	99.299
1209968189	ATLANTIC ASSET SECURITIZATION CORP.	99.658
1245939488	ATLANTIC ASSET SECURITIZATION CORP.	98.943
1249633861	ATLANTIC ASSET SECURITIZATION CORP.	99.285
1193064193	ATLANTIC ASSET SECURITIZATION CORP.	99.959
1196589707	ATLANTIC ASSET SECURITIZATION CORP.	99.465
1251792911	ATLANTIC ASSET SECURITIZATION CORP.	98.837
1222216595	ATLANTIC ASSET SECURITIZATION CORP.	99.450
1244240721	ATLANTIC ASSET SECURITIZATION CORP.	98.506
1205059290	ATLANTIC ASSET SECURITIZATION CORP.	99.658
1254954679	ATLANTIC ASSET SECURITIZATION CORP.	98.762
1202164091	ATLANTIC ASSET SECURITIZATION CORP.	99.852
1224814626	ATLANTIC ASSET SECURITIZATION CORP.	99.375
1251220778	ATLANTIC ASSET SECURITIZATION CORP.	98.822
1244240730	ATLANTIC ASSET SECURITIZATION CORP.	98.506
1233534263	ATLANTIC ASSET SECURITIZATION CORP.	98.717
1256327589	ATLANTIC ASSET SECURITIZATION CORP.	99.122
1243484822	ATLANTIC ASSET SECURITIZATION CORP.	98.973
1245939492	ATLANTIC ASSET SECURITIZATION CORP.	98.913
1225630447	ATLANTIC ASSET SECURITIZATION CORP.	99.360
1210762992	ATLANTIC ASSET SECURITIZATION CORP.	99.539
1247083005	ATLANTIC ASSET SECURITIZATION CORP.	99.062
1251220782	ATLANTIC ASSET SECURITIZATION CORP.	98.822
1253964800	ATLANTIC ASSET SECURITIZATION CORP.	98.762
1196589704	ATLANTIC ASSET SECURITIZATION CORP.	99.465
1222216593	ATLANTIC ASSET SECURITIZATION CORP.	99.077
1226785512	ATLANTIC ASSET SECURITIZATION CORP.	99.390
1208378685	AUTOBAHN FUNDING COMPANY, LLC	99.704
1247864302	AUTOBAHN FUNDING COMPANY, LLC	99.794
1232432804	AUTOBAHN FUNDING COMPANY, LLC	99.645
1243484824	AUTOBAHN FUNDING COMPANY, LLC	99.918
1255525383	AUTOBAHN FUNDING COMPANY, LLC	99.123
1247082993	AUTOBAHN FUNDING COMPANY, LLC	99.779
1229748370	AUTOBAHN FUNDING COMPANY, LLC	99.645
1191200992	CAFCO LLC	99.748
1236937625	CAFCO LLC	98.595
1197358641	CAFCO LLC	99.703
1199147295	CAFCO LLC	99.495
1185915848	CAFCO LLC	99.904
1257862188	CAFCO LLC	97.990
1223929272	CAFCO LLC	98.866
1203356519	CAFCO LLC	99.375
1203356532	CAFCO LLC	99.390
1206662601	CAFCO LLC	99.390
1244240723	CAFCO LLC	98.383
1256327597	CAFCO LLC	98.020
1209968190	CAFCO LLC	99.241
1206662598	CAFCO LLC	99.390
1252506139	CAFCO LLC	98.080
1256327602	CAFCO LLC	97.960
1203356511	CAFCO LLC	99.330
1220419339	CAFCO LLC	98.866
1256327604	CAFCO LLC	98.072
1203356529	CAFCO LLC	99.330
1190173734	CAFCO LLC	99.703
1244240728	CAFCO LLC	98.383
1236937632	CAFCO LLC	98.595
1196589706	CAFCO LLC	99.703
1202164087	CAFCO LLC	99.435
1210763000	CANADIAN IMPERIAL BANK OF COMMERCE	99.437
1251792905	CANADIAN IMPERIAL BANK OF COMMERCE	99.542
1251792920	CANADIAN IMPERIAL BANK OF COMMERCE	99.542
1252506141	CANADIAN IMPERIAL BANK OF COMMERCE	98.824
1253965038	CANADIAN IMPERIAL BANK OF COMMERCE	98.764
1210762997	CANADIAN IMPERIAL BANK OF COMMERCE	99.437
1252506137	CANADIAN IMPERIAL BANK OF COMMERCE	98.824
1253965039	CANADIAN IMPERIAL BANK OF COMMERCE	98.764
1213311331	CANCARA ASSET SECURITISATION LIMITED	99.584
1195417912	CANCARA ASSET SECURITISATION LIMITED	99.465
1253208852	CANCARA ASSET SECURITISATION LIMITED	99.047

LOS ANGELES COUNTY TREASURER  
 MARKET PRICING EXCEPTIONS  
 AS OF APRIL 30, 2024  
 ATTACHMENT IXa

Security ID	Description	Calculated Market Price
1206664923	CANCARA ASSET SECURITISATION LIMITED	99.703
1210762991	CANCARA ASSET SECURITISATION LIMITED	99.495
1206664920	CANCARA ASSET SECURITISATION LIMITED	99.539
1195417917	CANCARA ASSET SECURITISATION LIMITED	99.465
1219627758	CANCARA ASSET SECURITISATION LIMITED	99.748
1190182841	CANCARA ASSET SECURITISATION LIMITED	99.554
1207763392	CANCARA ASSET SECURITISATION LIMITED	99.643
1210763001	CANCARA ASSET SECURITISATION LIMITED	99.495
1213311341	CANCARA ASSET SECURITISATION LIMITED	99.584
1206664924	CANCARA ASSET SECURITISATION LIMITED	99.703
1231484713	CANCARA ASSET SECURITISATION LIMITED	99.122
1214367408	CANCARA ASSET SECURITISATION LIMITED	99.435
1229752162	CANCARA ASSET SECURITISATION LIMITED	99.330
1193064187	CHARIOT FUNDING LLC	99.918
1252506136	CHARIOT FUNDING LLC	98.913
1219627759	CHARIOT FUNDING LLC	99.703
1230566758	CHARIOT FUNDING LLC	99.360
1220406569	CHARIOT FUNDING LLC	99.703
1244229504	CHARIOT FUNDING LLC	98.822
1194573234	CHARIOT FUNDING LLC	99.890
1245939491	CHARIOT FUNDING LLC	99.047
1244229498	CHARIOT FUNDING LLC	98.822
1245270937	CHARIOT FUNDING LLC	99.077
1230566761	CHARIOT FUNDING LLC	99.360
1244229503	CHARIOT FUNDING LLC	98.822
1193064186	CHARIOT FUNDING LLC	99.959
1245939483	CHARIOT FUNDING LLC	99.047
1195417907	CHARIOT FUNDING LLC	99.959
1225630446	CHARIOT FUNDING LLC	99.539
1195417937	CHARIOT FUNDING LLC	99.959
1254954673	CHARIOT FUNDING LLC	98.943
1235365100	CHARIOT FUNDING LLC	99.226
1251220780	CHARIOT FUNDING LLC	98.973
1223951476	CHARIOT FUNDING LLC	99.495
1245270936	CHARIOT FUNDING LLC	99.077
1191200990	CIESCO, LLC	99.703
1162761376	CIESCO, LLC	99.285
1190173739	CIESCO, LLC	99.748
1235365090	CIESCO, LLC	98.610
1257862197	CIESCO, LLC	98.065
1188810757	CIESCO, LLC	99.808
1162761369	CIESCO, LLC	99.285
1183715088	CRC FUNDING, LLC	99.852
1256327605	CRC FUNDING, LLC	98.072
1197358645	CRC FUNDING, LLC	99.703
1200055708	CRC FUNDING, LLC	99.480
1255525887	CRC FUNDING, LLC	98.087
1200055706	CRC FUNDING, LLC	99.465
1200782709	CRC FUNDING, LLC	99.390
1223951481	CRC FUNDING, LLC	98.866
1215297644	CRC FUNDING, LLC	99.166
1185915846	CRC FUNDING, LLC	99.904
1236937613	CRC FUNDING, LLC	98.550
1236937628	CRC FUNDING, LLC	98.550
1183715085	CRC FUNDING, LLC	99.890
1209968186	CRC FUNDING, LLC	99.241
1200055709	CRC FUNDING, LLC	99.480
1215297643	CRC FUNDING, LLC	99.166
1202164100	CRC FUNDING, LLC	99.435
1200782740	CRC FUNDING, LLC	99.390
1215297646	CREDIT AGRICOLE CORPORATE AND INVESTMENT BANK, NEW YORK BRANCH	99.965
1188810749	CREDIT AGRICOLE CORPORATE AND INVESTMENT BANK, NEW YORK BRANCH	99.959
1194573240	CREDIT AGRICOLE CORPORATE AND INVESTMENT BANK, NEW YORK BRANCH	99.986
1214367407	CREDIT AGRICOLE CORPORATE AND INVESTMENT BANK, NEW YORK BRANCH	99.890
1257862180	CREDIT AGRICOLE CORPORATE AND INVESTMENT BANK, NEW YORK BRANCH	99.734
1257862187	CREDIT AGRICOLE CORPORATE AND INVESTMENT BANK, NEW YORK BRANCH	99.734
1239535802	CREDIT AGRICOLE CORPORATE AND INVESTMENT BANK, NEW YORK BRANCH	99.863
1251792916	EMERSON ELECTRIC CO.	98.975
1251220779	EMERSON ELECTRIC CO.	98.839
1221241693	EMERSON ELECTRIC CO.	99.467
1219627761	EMERSON ELECTRIC CO.	99.705
1247082991	EMERSON ELECTRIC CO.	98.915
1247864297	EMERSON ELECTRIC CO.	98.809
1247083002	EMERSON ELECTRIC CO.	98.915
1253218387	EMERSON ELECTRIC CO.	98.871
1215301251	EMERSON ELECTRIC CO.	99.498
1219627760	EMERSON ELECTRIC CO.	99.705

LOS ANGELES COUNTY TREASURER  
 MARKET PRICING EXCEPTIONS  
 AS OF APRIL 30, 2024  
 ATTACHMENT IXa

Security ID	Description	Calculated Market Price
1221241694	EMERSON ELECTRIC CO.	99.467
1247083001	EMERSON ELECTRIC CO.	98.930
1247864309	EMERSON ELECTRIC CO.	98.809
1215301250	EMERSON ELECTRIC CO.	99.498
1251792914	ING (U.S.) FUNDING LLC	97.938
1233541390	ING (U.S.) FUNDING LLC	98.332
1155538756	ING (U.S.) FUNDING LLC	99.498
1133961832	ING (U.S.) FUNDING LLC	99.918
1233541391	ING (U.S.) FUNDING LLC	98.332
1155538749	ING (U.S.) FUNDING LLC	99.498
1133961839	ING (U.S.) FUNDING LLC	99.918
1236076697	ING (U.S.) FUNDING LLC	98.332
1236076702	ING (U.S.) FUNDING LLC	98.332
1178078181	JOHNSON & JOHNSON	99.853
1223951475	JOHNSON & JOHNSON	99.382
1182901664	JOHNSON & JOHNSON	99.750
1251776845	JOHNSON & JOHNSON	98.776
1217020279	JOHNSON & JOHNSON	99.087
1251792909	JOHNSON & JOHNSON	98.820
1207761578	JOHNSON & JOHNSON	99.677
1246434254	JOHNSON & JOHNSON	99.071
1217020275	JOHNSON & JOHNSON	99.087
1207761576	JOHNSON & JOHNSON	99.677
1178078180	JOHNSON & JOHNSON	99.853
1197358646	JOHNSON & JOHNSON	99.918
1245939496	JOHNSON & JOHNSON	98.982
1178078176	JOHNSON & JOHNSON	99.986
1182901665	JOHNSON & JOHNSON	99.750
1197358644	JOHNSON & JOHNSON	99.890
1245939498	JOHNSON & JOHNSON	98.982
1217020278	JOHNSON & JOHNSON	99.071
1251776846	JOHNSON & JOHNSON	98.776
1223951480	JOHNSON & JOHNSON	99.367
1246434255	JOHNSON & JOHNSON	99.071
1251792910	JOHNSON & JOHNSON	98.820
1223951478	JOHNSON & JOHNSON	99.382
1252506140	JOHNSON & JOHNSON	98.879
1246450843	JUPITER SECURITIZATION COMPANY LLC	98.973
1246450841	JUPITER SECURITIZATION COMPANY LLC	99.047
1231479031	JUPITER SECURITIZATION COMPANY LLC	99.330
1199147303	JUPITER SECURITIZATION COMPANY LLC	99.973
1223048095	JUPITER SECURITIZATION COMPANY LLC	99.465
1253208850	JUPITER SECURITIZATION COMPANY LLC	98.913
1247864310	JUPITER SECURITIZATION COMPANY LLC	98.807
1251792913	JUPITER SECURITIZATION COMPANY LLC	99.077
1253208851	JUPITER SECURITIZATION COMPANY LLC	98.913
1246450842	JUPITER SECURITIZATION COMPANY LLC	99.047
1247082992	JUPITER SECURITIZATION COMPANY LLC	98.866
1236077156	JUPITER SECURITIZATION COMPANY LLC	99.122
1251792912	JUPITER SECURITIZATION COMPANY LLC	99.077
1236077154	JUPITER SECURITIZATION COMPANY LLC	99.122
1257862194	LA FAYETTE ASSET SECURITIZATION LLC	98.233
1222216594	LA FAYETTE ASSET SECURITIZATION LLC	98.958
1239587434	LA FAYETTE ASSET SECURITIZATION LLC	99.077
1218815660	LA FAYETTE ASSET SECURITIZATION LLC	99.062
1196589703	LA FAYETTE ASSET SECURITIZATION LLC	99.904
1222216590	LA FAYETTE ASSET SECURITIZATION LLC	98.958
1241572231	LA FAYETTE ASSET SECURITIZATION LLC	99.017
1205054738	LA FAYETTE ASSET SECURITIZATION LLC	99.904
1239587443	LA FAYETTE ASSET SECURITIZATION LLC	98.943
1244229501	LA FAYETTE ASSET SECURITIZATION LLC	99.077
1205054741	LA FAYETTE ASSET SECURITIZATION LLC	99.778
1215297652	LA FAYETTE ASSET SECURITIZATION LLC	99.241
1223048101	MICROSOFT	99.558
1258558507	MICROSOFT	98.923
1205054736	MICROSOFT	99.706
1193064191	MICROSOFT	99.918
1258558504	MICROSOFT	98.643
1223048102	MICROSOFT	99.558
1258558506	MICROSOFT	98.923
1193064194	MICROSOFT	99.959
1205054739	MICROSOFT	99.706
1193064190	MICROSOFT	99.959
1221237345	MICROSOFT	99.544
1247082998	MONT BLANC CAPITAL CORP	98.413
1226785522	MONT BLANC CAPITAL CORP	99.285
1224814625	MONT BLANC CAPITAL CORP	99.285



LOS ANGELES COUNTY TREASURER  
 MARKET PRICING EXCEPTIONS  
 AS OF APRIL 30, 2024  
 ATTACHMENT IXa

Security ID	Description	Calculated Market Price
1230566756	MONT BLANC CAPITAL CORP	98.762
1249633279	MONT BLANC CAPITAL CORP	98.868
1195417891	MONT BLANC CAPITAL CORP	99.852
1206664918	MONT BLANC CAPITAL CORP	99.689
1245939500	MONT BLANC CAPITAL CORP	98.535
1218815661	MONT BLANC CAPITAL CORP	99.465
1253964804	MONT BLANC CAPITAL CORP	98.323
1249633280	MONT BLANC CAPITAL CORP	99.689
1247082990	MONT BLANC CAPITAL CORP	98.413
1206664921	MONT BLANC CAPITAL CORP	99.689
1201526092	MONT BLANC CAPITAL CORP	99.658
1229038374	MONT BLANC CAPITAL CORP	98.868
1194573242	NATIXIS, NEW YORK BRANCH	99.986
1182901666	NATIXIS, NEW YORK BRANCH	99.986
1182901660	NATIXIS, NEW YORK BRANCH	99.948
1236076703	NATIXIS, NEW YORK BRANCH	99.713
1236937622	NATIXIS, NEW YORK BRANCH	99.712
1239535801	NATIXIS, NEW YORK BRANCH	99.807
1182901663	NATIXIS, NEW YORK BRANCH	99.948
1194573243	NATIXIS, NEW YORK BRANCH	99.986
1236076701	NATIXIS, NEW YORK BRANCH	99.713
1199147296	NATIXIS, NEW YORK BRANCH	99.967
1199147294	NATIXIS, NEW YORK BRANCH	99.967
1183705781	NATIXIS, NEW YORK BRANCH	99.959
1230566753	NATIXIS, NEW YORK BRANCH	99.713
1236937623	NATIXIS, NEW YORK BRANCH	99.712
1239535800	NATIXIS, NEW YORK BRANCH	99.807
1185074077	NATIXIS, NEW YORK BRANCH	99.918
1254954677	NATIXIS, NEW YORK BRANCH	99.742
1202164092	OLD LINE FUNDING, LLC	99.497
1190173743	OLD LINE FUNDING, LLC	99.986
1209968187	OLD LINE FUNDING, LLC	99.452
1213311342	OLD LINE FUNDING, LLC	99.675
1256327588	OLD LINE FUNDING, LLC	98.734
1232432795	OLD LINE FUNDING, LLC	99.123
1190173745	OLD LINE FUNDING, LLC	99.986
1256327586	OLD LINE FUNDING, LLC	98.734
1197358649	OLD LINE FUNDING, LLC	99.808
1193092354	OLD LINE FUNDING, LLC	99.959
1232432802	OLD LINE FUNDING, LLC	99.123
1202164088	OLD LINE FUNDING, LLC	99.497
1205054733	OLD LINE FUNDING, LLC	99.704
1224814624	OLD LINE FUNDING, LLC	99.333
1201525393	OLD LINE FUNDING, LLC	99.779
1220406568	OLD LINE FUNDING, LLC	99.704
1251792906	OLD LINE FUNDING, LLC	98.824
1206664919	OLD LINE FUNDING, LLC	99.377
1249633866	OLD LINE FUNDING, LLC	98.868
1232432790	OLD LINE FUNDING, LLC	99.749
1229038376	PEPSICO, INC.	99.229
1225630445	PEPSICO, INC.	99.363
1220419336	PEPSICO, INC.	99.334
1214367402	PEPSICO, INC.	98.720
1220419338	PEPSICO, INC.	99.498
1215297642	PEPSICO, INC.	98.764
1229038375	PEPSICO, INC.	99.169
1217020277	PEPSICO, INC.	98.749
1231479012	PEPSICO, INC.	99.184
1214367405	PEPSICO, INC.	98.764
1230566759	PEPSICO, INC.	99.125
1226785521	PEPSICO, INC.	99.334
1231479028	PEPSICO, INC.	98.871
1220406567	PFIZER	99.452
1244229502	PFIZER	98.975
1239587451	PFIZER	99.080
1220406565	PFIZER	99.452
1247068572	PFIZER	98.553
1245939482	PFIZER	98.493
1194573244	PFIZER	99.959
1239587445	PFIZER	99.080
1218791731	PFIZER	99.498
1241572233	PFIZER	98.449
1229748369	PFIZER	98.856
1191200988	PFIZER	99.986
1220406566	PFIZER	99.452
1247068567	PFIZER	98.553
1239587448	PFIZER	98.645

LOS ANGELES COUNTY TREASURER  
 MARKET PRICING EXCEPTIONS  
 AS OF APRIL 30, 2024  
 ATTACHMENT IXa

Security ID	Description	Calculated Market Price
1241572239	PFIZER	98.246
1196589700	PFIZER	99.467
1195417903	PFIZER	99.542
1219605417	PFIZER	99.467
1259332202	PFIZER	98.630
1218791732	PFIZER	99.498
1239587440	PFIZER	98.645
1225612090	PFIZER	99.334
1194573237	PFIZER	99.959
1241572234	PFIZER	98.449
1233534275	SHEFFIELD RECEIVABLES COMPANY LLC	99.122
1252506138	SHEFFIELD RECEIVABLES COMPANY LLC	98.762
1230566760	SHEFFIELD RECEIVABLES COMPANY LLC	99.285
1199147297	SHEFFIELD RECEIVABLES COMPANY LLC	99.959
1253964805	SHEFFIELD RECEIVABLES COMPANY LLC	98.717
1223929274	SHEFFIELD RECEIVABLES COMPANY LLC	99.435
1225588116	SHEFFIELD RECEIVABLES COMPANY LLC	99.330
1223048104	SHEFFIELD RECEIVABLES COMPANY LLC	99.390
1226785515	SHEFFIELD RECEIVABLES COMPANY LLC	99.226
1203356530	SHEFFIELD RECEIVABLES COMPANY LLC	99.778
1236077153	SHEFFIELD RECEIVABLES COMPANY LLC	99.077
1220419337	SHEFFIELD RECEIVABLES COMPANY LLC	99.465
1255525381	SHEFFIELD RECEIVABLES COMPANY LLC	98.625
1226785508	SHEFFIELD RECEIVABLES COMPANY LLC	99.345
1251220776	SHEFFIELD RECEIVABLES COMPANY LLC	98.807
1232432792	SHEFFIELD RECEIVABLES COMPANY LLC	99.241
1249633862	SHEFFIELD RECEIVABLES COMPANY LLC	98.866
1200782708	SHEFFIELD RECEIVABLES COMPANY LLC	99.778
1222216591	SHEFFIELD RECEIVABLES COMPANY LLC	99.435
1191200989	SHEFFIELD RECEIVABLES COMPANY LLC	99.986
1236937627	THE COCA-COLA COMPANY	98.407
1247082995	THE COCA-COLA COMPANY	97.838
1236937615	THE COCA-COLA COMPANY	98.407
1247083003	THE COCA-COLA COMPANY	97.838
1247860505	THE PROCTER & GAMBLE COMPANY	98.953
1247860504	THE PROCTER & GAMBLE COMPANY	98.953
1214367406	THE TORONTO-DOMINION BANK	99.499
1221237347	THE TORONTO-DOMINION BANK	99.441
1257862179	THE TORONTO-DOMINION BANK	98.732
1208378683	THE TORONTO-DOMINION BANK	99.780
1257862190	THE TORONTO-DOMINION BANK	98.732
1229038373	THE TORONTO-DOMINION BANK	99.338
1214367411	THE TORONTO-DOMINION BANK	99.499
1251776852	THE TORONTO-DOMINION BANK	98.776
1232432800	THE TORONTO-DOMINION BANK	99.131
1255528597	THE TORONTO-DOMINION BANK	98.746
1232432796	THE TORONTO-DOMINION BANK	99.131
1229038379	THE TORONTO-DOMINION BANK	99.338
1217020276	THE TORONTO-DOMINION BANK	99.470
1213311333	THE TORONTO-DOMINION BANK	99.544
1215297650	THUNDER BAY FUNDING, LLC	99.675
1232432801	THUNDER BAY FUNDING, LLC	99.229
1205054743	THUNDER BAY FUNDING, LLC	99.704
1247082994	THUNDER BAY FUNDING, LLC	98.868
1213311340	THUNDER BAY FUNDING, LLC	99.749
1235365098	THUNDER BAY FUNDING, LLC	99.168
1203360359	THUNDER BAY FUNDING, LLC	99.779
1253208846	THUNDER BAY FUNDING, LLC	98.809
1251792907	THUNDER BAY FUNDING, LLC	98.809
1247083000	THUNDER BAY FUNDING, LLC	98.868
1231479025	THUNDER BAY FUNDING, LLC	99.288
1210762999	THUNDER BAY FUNDING, LLC	99.704
1193064188	THUNDER BAY FUNDING, LLC	99.918
1229038377	THUNDER BAY FUNDING, LLC	99.362
1201525397	THUNDER BAY FUNDING, LLC	99.497
1251792908	THUNDER BAY FUNDING, LLC	98.809
1214367412	THUNDER BAY FUNDING, LLC	99.467
1209968191	THUNDER BAY FUNDING, LLC	99.557
1235365096	TOYOTA MOTOR CREDIT CORPORATION	99.014
1200782718	TOYOTA MOTOR CREDIT CORPORATION	99.555
1241572240	TOYOTA MOTOR CREDIT CORPORATION	98.757
1233534266	TOYOTA MOTOR CREDIT CORPORATION	98.939
1235365092	TOYOTA MOTOR CREDIT CORPORATION	98.924
1206662599	TOYOTA MOTOR CREDIT CORPORATION	99.555
1235365099	TOYOTA MOTOR CREDIT CORPORATION	99.014
1249633860	TOYOTA MOTOR CREDIT CORPORATION	98.725
1200782712	TOYOTA MOTOR CREDIT CORPORATION	99.540

LOS ANGELES COUNTY TREASURER  
 MARKET PRICING EXCEPTIONS  
 AS OF APRIL 30, 2024  
 ATTACHMENT IXa

Security ID	Description	Calculated Market Price
1206662600	TOYOTA MOTOR CREDIT CORPORATION	99.555
1233534269	TOYOTA MOTOR CREDIT CORPORATION	98.939
1195417940	UNILEVER CAPITAL CORPORATION	99.959
1231479037	UNILEVER CAPITAL CORPORATION	99.498
1220406571	UNILEVER CAPITAL CORPORATION	99.750
1201525392	UNILEVER CAPITAL CORPORATION	99.779
1209968192	UNILEVER CAPITAL CORPORATION	99.676
1221237346	UNILEVER CAPITAL CORPORATION	99.482
1251792915	UNILEVER CAPITAL CORPORATION	98.975
1194573241	UNILEVER CAPITAL CORPORATION	99.959
1218815659	UNILEVER CAPITAL CORPORATION	99.542
1197358633	UNILEVER CAPITAL CORPORATION	99.918
1200782717	UNILEVER CAPITAL CORPORATION	99.959
1229748361	UNILEVER CAPITAL CORPORATION	99.661
1219627762	UNILEVER CAPITAL CORPORATION	99.498
1251792919	UNILEVER CAPITAL CORPORATION	98.975
1191200985	UNILEVER CAPITAL CORPORATION	99.986
1191200987	UNILEVER CAPITAL CORPORATION	99.986

LOS ANGELES COUNTY TREASURER  
TREASURER PORTFOLIO COMPARED TO MARKET VALUE  
FOR THE PERIOD: APRIL 1, 2024 TO APRIL 30, 2024  
FUND: POOLED SURPLUS INVESTMENTS  
ATTACHMENT X

Security ID	CUSIP	Description	Maturity Date	Face Rate	PAR	Amortized Cost	Historical Cost	Market Value
1022381769	3133EPGV1	FEDERAL FARM CREDIT BANKS FUNDING CORP	04/28/2026	4.480	50,000,000.00	50,000,000.00	50,000,000.00	49,097,800.00
821809165	3133EMLN0	FEDERAL FARM CREDIT BANKS FUNDING CORP	12/23/2030	1.240	50,000,000.00	50,000,000.00	50,000,000.00	39,456,250.00
821810641	3133ENCC2	FEDERAL FARM CREDIT BANKS FUNDING CORP	10/27/2031	1.980	20,000,000.00	20,000,000.00	20,000,000.00	16,124,600.00
821809066	3133EL5L4	FEDERAL FARM CREDIT BANKS FUNDING CORP	06/03/2030	1.250	50,000,000.00	50,000,000.00	50,000,000.00	40,148,650.00
1104833997	3133EPWS0	FEDERAL FARM CREDIT BANKS FUNDING CORP	09/25/2026	5.200	25,000,000.00	25,000,000.00	25,000,000.00	24,796,000.00
821809918	3133EMNB4	FEDERAL FARM CREDIT BANKS FUNDING CORP	01/14/2031	1.380	25,000,000.00	25,000,000.00	25,000,000.00	19,919,475.00
821809490	3133EMFG2	FEDERAL FARM CREDIT BANKS FUNDING CORP	11/04/2030	1.370	50,000,000.00	50,000,000.00	50,000,000.00	40,028,700.00
821810656	3133ELXZ2	FEDERAL FARM CREDIT BANKS FUNDING CORP	04/27/2027	1.020	20,925,000.00	20,955,146.67	20,995,517.25	18,717,349.73
821809462	3133EMVB5	FEDERAL FARM CREDIT BANKS FUNDING CORP	04/05/2029	1.730	25,000,000.00	25,000,000.00	25,000,000.00	21,575,450.00
821810615	3133EL2K9	FEDERAL FARM CREDIT BANKS FUNDING CORP	07/30/2029	1.120	20,000,000.00	20,000,000.00	20,000,000.00	16,419,320.00
821809731	3133ELC77	FEDERAL FARM CREDIT BANKS FUNDING CORP	05/27/2027	1.040	35,500,000.00	35,500,000.00	35,500,000.00	31,365,776.50
821809064	3133EMLN0	FEDERAL FARM CREDIT BANKS FUNDING CORP	12/23/2030	1.240	50,000,000.00	50,000,000.00	50,000,000.00	39,456,250.00
821809877	3133ENKZ2	FEDERAL FARM CREDIT BANKS FUNDING CORP	01/14/2032	2.000	25,000,000.00	24,903,391.92	24,875,000.00	20,424,300.00
821809507	3133ENJC5	FEDERAL FARM CREDIT BANKS FUNDING CORP	12/22/2026	1.290	25,000,000.00	25,000,000.00	25,000,000.00	22,600,350.00
821810701	3133ENFN5	FEDERAL FARM CREDIT BANKS FUNDING CORP	11/30/2026	1.540	25,000,000.00	25,000,000.00	25,000,000.00	22,798,525.00
821810441	3133ENLS7	FEDERAL FARM CREDIT BANKS FUNDING CORP	01/26/2032	2.320	25,000,000.00	25,000,000.00	25,000,000.00	20,522,250.00
821810497	3133EMVA7	FEDERAL FARM CREDIT BANKS FUNDING CORP	04/01/2031	2.020	25,000,000.00	25,000,000.00	25,000,000.00	20,722,600.00
821810398	3133ENMP2	FEDERAL FARM CREDIT BANKS FUNDING CORP	01/27/2032	2.230	25,000,000.00	25,000,000.00	25,000,000.00	20,435,500.00
821809049	3133EMFH0	FEDERAL FARM CREDIT BANKS FUNDING CORP	11/04/2030	1.300	50,000,000.00	50,000,000.00	50,000,000.00	39,858,850.00
821809892	3133EMGT3	FEDERAL FARM CREDIT BANKS FUNDING CORP	11/19/2030	1.340	25,000,000.00	25,000,000.00	25,000,000.00	19,945,200.00
821809576	3133EL5F7	FEDERAL FARM CREDIT BANKS FUNDING CORP	12/01/2028	1.030	40,000,000.00	39,936,359.99	39,885,600.00	33,552,280.00
821809520	3133ENHP8	FEDERAL FARM CREDIT BANKS FUNDING CORP	12/20/2028	1.450	25,000,000.00	24,982,112.63	24,973,000.00	21,664,175.00
821810695	3133EMWA6	FEDERAL FARM CREDIT BANKS FUNDING CORP	04/14/2028	1.430	25,000,000.00	25,000,000.00	25,000,000.00	21,897,250.00
821809055	3133EMGT3	FEDERAL FARM CREDIT BANKS FUNDING CORP	11/19/2030	1.340	50,000,000.00	50,000,000.00	50,000,000.00	39,890,400.00
821810624	3133ENDC1	FEDERAL FARM CREDIT BANKS FUNDING CORP	11/03/2026	1.330	20,000,000.00	19,994,983.57	19,990,000.00	18,292,380.00
821810553	3133EMWB4	FEDERAL FARM CREDIT BANKS FUNDING CORP	04/14/2031	2.040	25,000,000.00	25,000,000.00	25,000,000.00	20,510,400.00
821809516	3133ENEM8	FEDERAL FARM CREDIT BANKS FUNDING CORP	11/23/2026	1.430	25,000,000.00	25,000,000.00	25,000,000.00	22,750,075.00
821809744	3133ENEF3	FEDERAL FARM CREDIT BANKS FUNDING CORP	11/16/2026	1.270	20,000,000.00	20,000,000.00	20,000,000.00	18,135,880.00
821809879	3133ENLL2	FEDERAL FARM CREDIT BANKS FUNDING CORP	01/20/2032	2.050	25,000,000.00	25,000,000.00	25,000,000.00	20,156,250.00
821810568	3133ELJ31	FEDERAL FARM CREDIT BANKS FUNDING CORP	08/12/2030	1.150	10,551,000.00	10,541,600.36	10,536,228.60	8,421,048.53
821809501	3133EL6D1	FEDERAL FARM CREDIT BANKS FUNDING CORP	09/10/2029	1.230	25,000,000.00	25,000,000.00	25,000,000.00	20,687,900.00
1118108042	3133EPYC3	FEDERAL FARM CREDIT BANKS FUNDING CORP	10/20/2027	5.360	25,000,000.00	25,000,000.00	25,000,000.00	24,957,250.00
821809757	3133ENLE8	FEDERAL FARM CREDIT BANKS FUNDING CORP	01/18/2028	1.830	25,000,000.00	25,000,000.00	25,000,000.00	22,312,650.00
821810751	3133ENHB9	FEDERAL FARM CREDIT BANKS FUNDING CORP	12/14/2028	1.840	25,000,000.00	25,000,000.00	25,000,000.00	21,875,850.00
821809053	3133EMFH0	FEDERAL FARM CREDIT BANKS FUNDING CORP	11/04/2030	1.300	50,000,000.00	50,000,000.00	50,000,000.00	39,858,850.00
845641500	3133ENVT4	FEDERAL FARM CREDIT BANKS FUNDING CORP	05/03/2027	3.490	25,000,000.00	25,000,000.00	25,000,000.00	23,878,025.00
821810697	3133EMWA6	FEDERAL FARM CREDIT BANKS FUNDING CORP	04/14/2028	1.430	25,000,000.00	25,000,000.00	25,000,000.00	21,897,250.00
821809475	3133ELJ31	FEDERAL FARM CREDIT BANKS FUNDING CORP	08/12/2030	1.150	50,000,000.00	49,955,456.28	49,930,000.00	39,906,400.00
821810051	3133EMJZ6	FEDERAL FARM CREDIT BANKS FUNDING CORP	12/10/2031	1.170	37,000,000.00	36,857,680.87	36,794,280.00	28,431,836.00
903285066	3133ENJ35	FEDERAL FARM CREDIT BANKS FUNDING CORP	02/25/2026	3.320	25,000,000.00	24,997,582.29	24,995,350.00	24,260,000.00
821810781	3133ENKH2	FEDERAL FARM CREDIT BANKS FUNDING CORP	01/10/2028	1.600	25,000,000.00	25,000,000.00	25,000,000.00	22,129,075.00
821809572	3133EMNW8	FEDERAL FARM CREDIT BANKS FUNDING CORP	01/27/2027	0.700	40,000,000.00	40,000,000.00	40,000,000.00	35,556,560.00
821810092	3133EL4P6	FEDERAL FARM CREDIT BANKS FUNDING CORP	08/20/2029	1.140	25,000,000.00	25,000,000.00	25,000,000.00	20,691,300.00
821809783	3133ENCC2	FEDERAL FARM CREDIT BANKS FUNDING CORP	10/27/2031	1.980	25,000,000.00	25,000,000.00	25,000,000.00	20,155,750.00
821810303	3133ENGR5	FEDERAL FARM CREDIT BANKS FUNDING CORP	12/09/2031	2.200	25,000,000.00	25,000,000.00	25,000,000.00	20,265,925.00
821810753	3133ENHB9	FEDERAL FARM CREDIT BANKS FUNDING CORP	12/14/2028	1.840	25,000,000.00	25,000,000.00	25,000,000.00	21,875,850.00
821810677	3133EMLM2	FEDERAL FARM CREDIT BANKS FUNDING CORP	02/21/2031	1.125	21,750,000.00	21,750,000.00	21,750,000.00	17,098,153.50
888663308	3133ENC40	FEDERAL FARM CREDIT BANKS FUNDING CORP	07/25/2029	4.330	25,000,000.00	25,000,000.00	25,000,000.00	24,031,325.00
821809512	3133ENDC1	FEDERAL FARM CREDIT BANKS FUNDING CORP	11/03/2026	1.330	25,000,000.00	25,000,000.00	25,000,000.00	22,865,475.00
821809015	3133EL4P6	FEDERAL FARM CREDIT BANKS FUNDING CORP	08/20/2029	1.140	43,338,000.00	43,299,528.09	43,272,993.00	35,868,782.38
821809911	3133EMGT3	FEDERAL FARM CREDIT BANKS FUNDING CORP	11/19/2030	1.340	25,000,000.00	25,000,000.00	25,000,000.00	19,945,200.00
821810776	3133ENKH2	FEDERAL FARM CREDIT BANKS FUNDING CORP	01/10/2028	1.600	25,000,000.00	25,000,000.00	25,000,000.00	22,129,075.00
821809286	3133EMSX1	FEDERAL FARM CREDIT BANKS FUNDING CORP	03/15/2029	1.550	50,000,000.00	49,800,560.55	49,675,000.00	43,073,500.00
906065817	3133ENJ76	FEDERAL FARM CREDIT BANKS FUNDING CORP	09/06/2029	4.400	25,000,000.00	25,000,000.00	25,000,000.00	24,106,750.00
1245941140	3133ERBB6	FEDERAL FARM CREDIT BANKS FUNDING CORP	04/16/2029	5.420	50,000,000.00	50,000,000.00	50,000,000.00	49,718,000.00
821809486	3133EL6L3	FEDERAL FARM CREDIT BANKS FUNDING CORP	09/09/2030	1.320	50,000,000.00	50,000,000.00	50,000,000.00	40,079,950.00
821809738	3133ENLZ1	FEDERAL FARM CREDIT BANKS FUNDING CORP	01/26/2027	1.780	25,000,000.00	25,000,000.00	25,000,000.00	22,919,750.00
821809273	3133EMLN0	FEDERAL FARM CREDIT BANKS FUNDING CORP	12/23/2030	1.240	50,000,000.00	50,000,000.00	50,000,000.00	39,456,250.00
861158866	3133ENXS4	FEDERAL FARM CREDIT BANKS FUNDING CORP	05/26/2026	3.375	25,000,000.00	25,000,000.00	25,000,000.00	24,106,025.00
821809142	3133EMLM2	FEDERAL FARM CREDIT BANKS FUNDING CORP	02/21/2031	1.125	22,956,000.00	22,954,462.79	22,953,704.40	18,046,216.63
821809667	3133ELC85	FEDERAL FARM CREDIT BANKS FUNDING CORP	05/27/2026	0.820	25,000,000.00	25,000,000.00	25,000,000.00	22,921,450.00
821809099	3133EMNW8	FEDERAL FARM CREDIT BANKS FUNDING CORP	01/27/2027	0.700	50,000,000.00	50,000,000.00	50,000,000.00	44,445,700.00
821809170	3133EMFU1	FEDERAL FARM CREDIT BANKS FUNDING CORP	11/03/2032	1.240	18,330,000.00	18,330,000.00	18,330,000.00	13,742,587.56
821810524	3133EMVA7	FEDERAL FARM CREDIT BANKS FUNDING CORP	04/01/2031	2.020	25,000,000.00	25,000,000.00	25,000,000.00	20,722,600.00
888663310	3133ENC40	FEDERAL FARM CREDIT BANKS FUNDING CORP	07/25/2029	4.330	50,000,000.00	50,000,000.00	50,000,000.00	48,062,650.00
821809056	3133EMVH2	FEDERAL FARM CREDIT BANKS FUNDING CORP	04/05/2028	1.570	50,000,000.00	50,000,000.00	50,000,000.00	43,905,700.00
821809499	3133EL5U4	FEDERAL FARM CREDIT BANKS FUNDING CORP	09/01/2028	1.120	25,000,000.00	25,000,000.00	25,000,000.00	21,324,225.00
821809133	3133EMVH2	FEDERAL FARM CREDIT BANKS FUNDING CORP	04/05/2028	1.570	50,000,000.00	50,000,000.00	50,000,000.00	43,905,700.00
1125181600	3133EPZZ1	FEDERAL FARM CREDIT BANKS FUNDING CORP	11/03/2028	5.570	30,000,000.00	30,000,000.00	30,000,000.00	29,908,200.00



LOS ANGELES COUNTY TREASURER  
 TREASURER PORTFOLIO COMPARED TO MARKET VALUE  
 FOR THE PERIOD: APRIL 1, 2024 TO APRIL 30, 2024  
 FUND: POOLED SURPLUS INVESTMENTS  
 ATTACHMENT X

Security ID	CUSIP	Description	Maturity Date	Face Rate	PAR	Amortized Cost	Historical Cost	Market Value
821810431	3133EMKY7	FEDERAL FARM CREDIT BANKS FUNDING CORP	12/21/2027	0.740	20,000,000.00	20,000,000.00	20,000,000.00	17,247,480.00
821810793	3133EMWN8	FEDERAL FARM CREDIT BANKS FUNDING CORP	04/19/2029	1.700	25,000,000.00	25,000,000.00	25,000,000.00	21,431,600.00
821810319	3133EMDT6	FEDERAL FARM CREDIT BANKS FUNDING CORP	01/21/2028	0.900	17,300,000.00	17,295,991.06	17,292,215.00	14,949,293.30
821809515	3133EMXX5	FEDERAL FARM CREDIT BANKS FUNDING CORP	04/30/2029	1.430	30,000,000.00	30,000,000.00	30,000,000.00	25,331,310.00
821809880	3133ELC85	FEDERAL FARM CREDIT BANKS FUNDING CORP	05/27/2026	0.820	25,000,000.00	25,000,000.00	25,000,000.00	22,921,450.00
821809756	3133ENGL8	FEDERAL FARM CREDIT BANKS FUNDING CORP	12/07/2029	2.000	20,000,000.00	20,000,000.00	20,000,000.00	17,125,460.00
821810487	3133EMVA7	FEDERAL FARM CREDIT BANKS FUNDING CORP	04/01/2031	2.020	25,000,000.00	25,000,000.00	25,000,000.00	20,722,600.00
821809220	3133EL5K6	FEDERAL FARM CREDIT BANKS FUNDING CORP	09/03/2030	1.240	50,000,000.00	50,000,000.00	50,000,000.00	39,900,050.00
821810459	3133EMGK2	FEDERAL FARM CREDIT BANKS FUNDING CORP	11/12/2030	1.030	25,000,000.00	24,974,683.06	24,961,250.00	19,735,575.00
821809670	3133EL5F7	FEDERAL FARM CREDIT BANKS FUNDING CORP	12/01/2028	1.030	25,000,000.00	25,000,000.00	25,000,000.00	20,970,175.00
1109093626	3133EPWS0	FEDERAL FARM CREDIT BANKS FUNDING CORP	09/25/2026	5.200	40,708,000.00	40,675,216.79	40,667,292.00	40,375,822.72
863901898	3133ENXX3	FEDERAL FARM CREDIT BANKS FUNDING CORP	06/01/2029	3.930	20,000,000.00	20,000,000.00	20,000,000.00	18,864,440.00
821809306	3133EKL80	FEDERAL FARM CREDIT BANKS FUNDING CORP	05/13/2024	2.310	50,000,000.00	50,000,000.00	50,000,000.00	49,944,300.00
821809840	3133ENLR9	FEDERAL FARM CREDIT BANKS FUNDING CORP	01/24/2029	2.000	25,000,000.00	25,000,000.00	25,000,000.00	21,914,725.00
821809474	3133EMSG8	FEDERAL FARM CREDIT BANKS FUNDING CORP	03/03/2027	1.100	50,000,000.00	49,982,268.36	49,962,500.00	44,811,150.00
821809067	3133EL5L4	FEDERAL FARM CREDIT BANKS FUNDING CORP	06/03/2030	1.250	50,000,000.00	50,000,000.00	50,000,000.00	40,148,650.00
821809418	3133EMDT6	FEDERAL FARM CREDIT BANKS FUNDING CORP	01/21/2028	0.900	50,000,000.00	49,988,413.47	49,977,500.00	43,206,050.00
1131865559	3133EPB38	FEDERAL FARM CREDIT BANKS FUNDING CORP	11/17/2027	5.230	25,000,000.00	25,000,000.00	25,000,000.00	20,940,500.00
821809044	3133EMJK9	FEDERAL FARM CREDIT BANKS FUNDING CORP	12/09/2030	1.280	50,000,000.00	50,000,000.00	50,000,000.00	39,605,100.00
821809470	3133ELTS3	FEDERAL FARM CREDIT BANKS FUNDING CORP	03/17/2027	1.000	50,000,000.00	50,000,000.00	50,000,000.00	44,616,950.00
868381884	3133ENYM6	FEDERAL FARM CREDIT BANKS FUNDING CORP	06/08/2028	3.780	25,000,000.00	25,000,000.00	25,000,000.00	23,894,950.00
821810450	3133ENLS7	FEDERAL FARM CREDIT BANKS FUNDING CORP	01/26/2032	2.320	25,000,000.00	25,000,000.00	25,000,000.00	20,522,250.00
821810762	3133EMFG2	FEDERAL FARM CREDIT BANKS FUNDING CORP	11/04/2030	1.370	6,000,000.00	6,000,000.00	6,000,000.00	4,803,444.00
1132575157	3133EPB38	FEDERAL FARM CREDIT BANKS FUNDING CORP	11/17/2027	5.230	25,000,000.00	25,000,000.00	25,000,000.00	24,940,500.00
821808973	3133ENFL9	FEDERAL FARM CREDIT BANKS FUNDING CORP	11/29/2028	1.650	22,000,000.00	22,000,000.00	22,000,000.00	19,018,076.00
821809498	3133EL2K9	FEDERAL FARM CREDIT BANKS FUNDING CORP	07/30/2029	1.120	25,000,000.00	25,000,000.00	25,000,000.00	20,524,150.00
888663309	3133ENC40	FEDERAL FARM CREDIT BANKS FUNDING CORP	07/25/2029	4.330	25,000,000.00	25,000,000.00	25,000,000.00	24,031,325.00
1158562675	3133EPN92	FEDERAL FARM CREDIT BANKS FUNDING CORP	12/22/2027	4.860	25,000,000.00	25,000,000.00	25,000,000.00	24,570,750.00
821809072	3133EL4P6	FEDERAL FARM CREDIT BANKS FUNDING CORP	08/20/2029	1.140	45,200,000.00	45,200,000.00	45,200,000.00	37,409,870.40
821809940	3133EMDV1	FEDERAL FARM CREDIT BANKS FUNDING CORP	10/21/2030	0.990	50,000,000.00	49,941,741.50	49,910,000.00	39,430,500.00
821809128	3133EMVH2	FEDERAL FARM CREDIT BANKS FUNDING CORP	04/05/2028	1.570	50,000,000.00	50,000,000.00	50,000,000.00	43,905,700.00
821810280	3133ENKM1	FEDERAL FARM CREDIT BANKS FUNDING CORP	01/12/2032	2.120	25,000,000.00	25,000,000.00	25,000,000.00	20,279,225.00
821810407	3133ENMP2	FEDERAL FARM CREDIT BANKS FUNDING CORP	01/27/2032	2.230	25,000,000.00	25,000,000.00	25,000,000.00	20,435,500.00
1137387134	3133EPD51	FEDERAL FARM CREDIT BANKS FUNDING CORP	11/14/2028	5.250	17,349,000.00	17,341,123.59	17,340,325.50	17,215,759.68
821809216	3133ELXZ2	FEDERAL FARM CREDIT BANKS FUNDING CORP	04/27/2027	1.020	50,000,000.00	50,000,000.00	50,000,000.00	44,724,850.00
821809287	3133ELCP7	FEDERAL FARM CREDIT BANKS FUNDING CORP	12/03/2024	1.625	50,000,000.00	49,992,906.39	49,940,000.00	48,930,900.00
821809057	3133EMNB4	FEDERAL FARM CREDIT BANKS FUNDING CORP	01/14/2031	1.380	50,000,000.00	49,991,615.32	49,987,500.00	39,838,950.00
821810764	3133EMGT3	FEDERAL FARM CREDIT BANKS FUNDING CORP	11/19/2030	1.340	6,525,000.00	6,525,000.00	6,525,000.00	5,205,697.20
821809231	3133ENJK7	FEDERAL FARM CREDIT BANKS FUNDING CORP	12/23/2031	2.050	45,000,000.00	45,000,000.00	45,000,000.00	36,345,105.00
821810650	3133EMGK2	FEDERAL FARM CREDIT BANKS FUNDING CORP	11/12/2030	1.030	20,000,000.00	19,913,582.06	19,868,200.00	15,788,460.00
1064302239	3133EPPV1	FEDERAL FARM CREDIT BANKS FUNDING CORP	07/14/2028	5.430	25,000,000.00	25,000,000.00	25,000,000.00	24,767,550.00
821810222	3133EMUQ3	FEDERAL FARM CREDIT BANKS FUNDING CORP	03/30/2027	1.300	25,000,000.00	25,000,000.00	25,000,000.00	22,550,900.00
1236937619	3133EP6X8	FEDERAL FARM CREDIT BANKS FUNDING CORP	04/02/2029	5.370	25,000,000.00	25,000,000.00	25,000,000.00	24,898,500.00
1081954931	3133EPTD7	FEDERAL FARM CREDIT BANKS FUNDING CORP	08/14/2025	5.370	25,000,000.00	25,000,000.00	25,000,000.00	24,957,275.00
821809197	3133EMWM0	FEDERAL FARM CREDIT BANKS FUNDING CORP	04/21/2031	1.970	45,000,000.00	45,000,000.00	45,000,000.00	36,582,885.00
821810377	3133EMFU1	FEDERAL FARM CREDIT BANKS FUNDING CORP	11/03/2032	1.240	18,340,000.00	18,340,000.00	18,340,000.00	13,750,084.88
821809513	3133EMXW7	FEDERAL FARM CREDIT BANKS FUNDING CORP	04/28/2028	1.400	25,000,000.00	24,971,467.69	24,950,000.00	21,797,900.00
821808958	3133ELXZ2	FEDERAL FARM CREDIT BANKS FUNDING CORP	04/27/2027	1.020	50,000,000.00	50,000,000.00	50,000,000.00	44,724,850.00
946107250	3133EN3B4	FEDERAL FARM CREDIT BANKS FUNDING CORP	05/28/2026	5.340	25,000,000.00	25,000,000.00	25,000,000.00	24,940,650.00
821810560	3133ENMT4	FEDERAL FARM CREDIT BANKS FUNDING CORP	02/01/2030	2.050	25,000,000.00	25,000,000.00	25,000,000.00	21,417,300.00
821809076	3133EMLN0	FEDERAL FARM CREDIT BANKS FUNDING CORP	12/23/2030	1.240	48,935,000.00	48,900,145.66	48,882,639.55	38,615,831.88
821810773	3133ENEM8	FEDERAL FARM CREDIT BANKS FUNDING CORP	11/23/2026	1.430	10,000,000.00	10,000,000.00	10,000,000.00	9,100,030.00
829937660	3133ENTQ3	FEDERAL FARM CREDIT BANKS FUNDING CORP	04/04/2029	3.500	8,200,000.00	8,200,000.00	8,200,000.00	7,635,766.20
1007769761	3133EPED3	FEDERAL FARM CREDIT BANKS FUNDING CORP	04/05/2027	5.270	25,000,000.00	25,000,000.00	25,000,000.00	24,745,725.00
821810084	3133ENKB5	FEDERAL FARM CREDIT BANKS FUNDING CORP	01/05/2034	2.340	38,700,000.00	38,668,778.65	38,661,300.00	30,767,274.00
821810127	3133EL4P6	FEDERAL FARM CREDIT BANKS FUNDING CORP	08/20/2029	1.140	25,000,000.00	24,985,236.28	24,975,000.00	20,691,300.00
821809481	3133EMMD1	FEDERAL FARM CREDIT BANKS FUNDING CORP	01/06/2031	1.240	50,000,000.00	50,000,000.00	50,000,000.00	39,102,100.00
821810940	3133EMJK9	FEDERAL FARM CREDIT BANKS FUNDING CORP	12/09/2030	1.280	50,000,000.00	49,917,408.24	49,875,000.00	39,605,100.00
821809509	3133ENLE8	FEDERAL FARM CREDIT BANKS FUNDING CORP	01/18/2028	1.830	27,000,000.00	27,000,000.00	27,000,000.00	24,097,662.00
821810603	3133ENJC5	FEDERAL FARM CREDIT BANKS FUNDING CORP	12/22/2026	1.290	12,000,000.00	11,993,654.80	11,988,000.00	10,848,168.00
821809679	3133EMUK6	FEDERAL FARM CREDIT BANKS FUNDING CORP	03/25/2026	1.050	25,000,000.00	25,000,000.00	25,000,000.00	23,126,775.00
821809765	3133ENHE3	FEDERAL FARM CREDIT BANKS FUNDING CORP	12/14/2029	1.930	25,000,000.00	25,000,000.00	25,000,000.00	21,269,675.00
821809423	3133ELN34	FEDERAL FARM CREDIT BANKS FUNDING CORP	06/22/2027	0.875	25,000,000.00	25,000,000.00	25,000,000.00	21,981,950.00
821810284	3133ENFG0	FEDERAL FARM CREDIT BANKS FUNDING CORP	11/29/2033	2.350	15,150,000.00	15,150,000.00	15,150,000.00	12,002,935.95
821810467	3133ENHB9	FEDERAL FARM CREDIT BANKS FUNDING CORP	12/14/2028	1.840	25,000,000.00	25,000,000.00	25,000,000.00	21,875,850.00
821809466	3133EMC26	FEDERAL FARM CREDIT BANKS FUNDING CORP	06/03/2030	1.740	25,000,000.00	25,000,000.00	25,000,000.00	20,813,000.00
840008631	3133ENUV0	FEDERAL FARM CREDIT BANKS FUNDING CORP	04/19/2032	4.000	25,000,000.00	25,000,000.00	25,000,000.00	23,113,325.00
821810674	3133ENMS6	FEDERAL FARM CREDIT BANKS FUNDING CORP	02/01/2028	1.875	21,250,000.00	21,233,378.74	21,223,437.50	18,980,840.00
821810547	3133EMWB4	FEDERAL FARM CREDIT BANKS FUNDING CORP	04/14/2031	2.040	25,000,000.00	25,000,000.00	25,000,000.00	20,510,400.00

LOS ANGELES COUNTY TREASURER  
 TREASURER PORTFOLIO COMPARED TO MARKET VALUE  
 FOR THE PERIOD: APRIL 1, 2024 TO APRIL 30, 2024  
 FUND: POOLED SURPLUS INVESTMENTS  
 ATTACHMENT X

Security ID	CUSIP	Description	Maturity Date	Face Rate	PAR	Amortized Cost	Historical Cost	Market Value
821810340	3133EKNH5	FEDERAL FARM CREDIT BANKS FUNDING CORP	08/28/2024	2.320	18,000,000.00	18,006,399.20	18,103,140.00	17,815,806.00
821810758	3133ENHB9	FEDERAL FARM CREDIT BANKS FUNDING CORP	12/14/2028	1.840	25,000,000.00	25,000,000.00	25,000,000.00	21,875,850.00
825556677	3133ENSF8	FEDERAL FARM CREDIT BANKS FUNDING CORP	03/21/2029	2.870	50,000,000.00	49,972,742.76	49,961,000.00	45,958,900.00
821809298	3133EMVA7	FEDERAL FARM CREDIT BANKS FUNDING CORP	04/01/2031	2.020	50,000,000.00	49,861,513.16	49,800,000.00	41,445,200.00
821809511	3133ENMT4	FEDERAL FARM CREDIT BANKS FUNDING CORP	02/01/2030	2.050	27,200,000.00	27,200,000.00	27,200,000.00	23,302,022.40
821810633	3133ENEM8	FEDERAL FARM CREDIT BANKS FUNDING CORP	11/23/2026	1.430	20,000,000.00	20,000,000.00	20,000,000.00	18,200,060.00
821810704	3133ENFN5	FEDERAL FARM CREDIT BANKS FUNDING CORP	11/30/2026	1.540	25,000,000.00	25,000,000.00	25,000,000.00	22,798,525.00
821810661	3133ENMP2	FEDERAL FARM CREDIT BANKS FUNDING CORP	01/27/2032	2.230	20,900,000.00	20,900,000.00	20,900,000.00	17,084,078.00
821810452	3133EL6W9	FEDERAL FARM CREDIT BANKS FUNDING CORP	09/14/2028	1.000	20,000,000.00	20,000,000.00	20,000,000.00	16,914,960.00
867624350	3133ENYM6	FEDERAL FARM CREDIT BANKS FUNDING CORP	06/08/2028	3.780	25,000,000.00	25,000,000.00	25,000,000.00	23,894,950.00
821809496	3133ELXZ2	FEDERAL FARM CREDIT BANKS FUNDING CORP	04/27/2027	1.020	25,000,000.00	25,000,000.00	25,000,000.00	22,362,425.00
821810689	3133EMNB4	FEDERAL FARM CREDIT BANKS FUNDING CORP	01/14/2031	1.380	25,000,000.00	25,000,000.00	25,000,000.00	19,919,475.00
1104833999	3133EPWS0	FEDERAL FARM CREDIT BANKS FUNDING CORP	09/25/2026	5.200	25,000,000.00	25,000,000.00	25,000,000.00	24,796,000.00
821810310	3133ENGR5	FEDERAL FARM CREDIT BANKS FUNDING CORP	12/09/2031	2.200	25,000,000.00	25,000,000.00	25,000,000.00	20,265,925.00
821810605	3133ENKM1	FEDERAL FARM CREDIT BANKS FUNDING CORP	01/12/2032	2.120	25,000,000.00	25,000,000.00	25,000,000.00	20,279,225.00
821810282	3133ENKM1	FEDERAL FARM CREDIT BANKS FUNDING CORP	01/12/2032	2.120	25,000,000.00	25,000,000.00	25,000,000.00	20,279,225.00
821809425	3133EMXQ0	FEDERAL FARM CREDIT BANKS FUNDING CORP	04/28/2026	0.940	25,000,000.00	25,000,000.00	25,000,000.00	23,043,975.00
821809130	3133EMVH2	FEDERAL FARM CREDIT BANKS FUNDING CORP	04/05/2028	1.570	50,000,000.00	49,936,839.79	49,887,500.00	43,905,700.00
876366161	3133ENZN3	FEDERAL FARM CREDIT BANKS FUNDING CORP	06/29/2029	4.270	25,000,000.00	25,000,000.00	25,000,000.00	23,964,000.00
821810727	3130AKA71	FEDERAL HOME LOAN BANKS	10/08/2030	1.250	50,000,000.00	50,000,000.00	50,000,000.00	39,716,750.00
821809307	3130AJWG0	FEDERAL HOME LOAN BANKS	08/10/2028	1.020	32,995,000.00	32,995,000.00	32,995,000.00	28,110,420.20
821810783	3130AKPK6	FEDERAL HOME LOAN BANKS	01/27/2032	1.370	50,000,000.00	50,000,000.00	50,000,000.00	38,138,050.00
821810712	3130AKAQ9	FEDERAL HOME LOAN BANKS	10/07/2030	1.210	50,000,000.00	50,000,000.00	50,000,000.00	39,611,800.00
1161886609	3130AY7D2	FEDERAL HOME LOAN BANKS	12/27/2024	5.210	50,000,000.00	50,000,000.00	50,000,000.00	49,935,500.00
821809606	3130AMAB8	FEDERAL HOME LOAN BANKS	04/27/2029	1.550	25,000,000.00	25,000,000.00	25,000,000.00	21,336,500.00
870007040	3130ASF99	FEDERAL HOME LOAN BANKS	06/29/2027	3.800	25,000,000.00	25,000,000.00	25,000,000.00	24,097,700.00
841371341	3130ARNL1	FEDERAL HOME LOAN BANKS	04/21/2027	3.260	25,000,000.00	25,000,000.00	25,000,000.00	23,850,975.00
820231279	3130ARCH2	FEDERAL HOME LOAN BANKS	03/24/2025	2.040	25,000,000.00	25,000,000.00	25,000,000.00	24,291,075.00
850346601	3130ARV40	FEDERAL HOME LOAN BANKS	05/05/2025	3.100	25,000,000.00	25,000,000.00	25,000,000.00	24,443,900.00
821809632	3130APMY8	FEDERAL HOME LOAN BANKS	10/27/2027	1.400	25,000,000.00	25,000,000.00	25,000,000.00	22,140,975.00
826608930	3130AR6F3	FEDERAL HOME LOAN BANKS	03/24/2025	2.000	50,000,000.00	50,000,000.00	50,000,000.00	48,564,850.00
826608941	3130ARCC3	FEDERAL HOME LOAN BANKS	03/24/2025	2.030	50,000,000.00	50,000,000.00	50,000,000.00	48,577,850.00
821809587	3130AHL76	FEDERAL HOME LOAN BANKS	11/25/2026	2.080	40,950,000.00	40,950,000.00	40,950,000.00	37,975,883.40
821810738	3130AKPE0	FEDERAL HOME LOAN BANKS	01/27/2031	1.260	50,000,000.00	50,000,000.00	50,000,000.00	39,248,700.00
821809219	3130AQWY5	FEDERAL HOME LOAN BANKS	02/24/2025	1.700	25,000,000.00	25,000,000.00	25,000,000.00	24,290,275.00
821809546	3130APNL5	FEDERAL HOME LOAN BANKS	10/27/2026	1.280	25,000,000.00	25,000,000.00	25,000,000.00	22,772,450.00
821809529	3130AKKQ8	FEDERAL HOME LOAN BANKS	12/23/2030	1.250	25,000,000.00	25,000,000.00	25,000,000.00	19,716,775.00
850346592	3130ARZT1	FEDERAL HOME LOAN BANKS	05/23/2025	3.450	25,000,000.00	25,000,000.00	25,000,000.00	24,563,100.00
821809167	3130AQLB7	FEDERAL HOME LOAN BANKS	01/26/2029	1.875	25,000,000.00	25,000,000.00	25,000,000.00	21,839,575.00
821809234	3130AQM42	FEDERAL HOME LOAN BANKS	01/27/2032	2.250	22,700,000.00	22,700,000.00	22,700,000.00	18,577,975.10
821809600	3130AQT37	FEDERAL HOME LOAN BANKS	02/28/2025	1.500	25,000,000.00	25,000,000.00	25,000,000.00	24,248,075.00
819378330	3130ARA34	FEDERAL HOME LOAN BANKS	03/28/2025	2.000	50,000,000.00	50,000,000.00	50,000,000.00	48,546,950.00
1091802991	3130AWVU1	FEDERAL HOME LOAN BANKS	08/28/2026	5.550	25,000,000.00	25,000,000.00	25,000,000.00	24,936,300.00
837511310	3130ARRT0	FEDERAL HOME LOAN BANKS	04/25/2025	3.020	25,000,000.00	25,000,000.00	25,000,000.00	24,437,575.00
821809221	3130AQNR0	FEDERAL HOME LOAN BANKS	01/27/2027	1.750	25,000,000.00	25,000,000.00	25,000,000.00	22,928,000.00
821809460	3130AMAD4	FEDERAL HOME LOAN BANKS	11/12/2026	1.100	30,000,000.00	30,000,000.00	30,000,000.00	27,226,020.00
842850552	3130ARVF5	FEDERAL HOME LOAN BANKS	05/19/2025	3.210	25,000,000.00	25,000,000.00	25,000,000.00	24,449,075.00
841371336	3130ARUC3	FEDERAL HOME LOAN BANKS	05/12/2025	3.120	25,000,000.00	25,000,000.00	25,000,000.00	24,437,225.00
821810791	3130AKQC3	FEDERAL HOME LOAN BANKS	01/27/2033	1.500	50,000,000.00	50,000,000.00	50,000,000.00	37,363,100.00
821809243	3130AJC31	FEDERAL HOME LOAN BANKS	03/14/2031	1.500	25,000,000.00	24,810,394.08	24,723,000.00	20,179,625.00
821809215	3130AQM26	FEDERAL HOME LOAN BANKS	01/27/2027	1.700	25,000,000.00	25,000,000.00	25,000,000.00	22,896,225.00
1161897946	3130AYA30	FEDERAL HOME LOAN BANKS	12/27/2024	5.220	50,000,000.00	50,000,000.00	50,000,000.00	49,938,500.00
821809230	3130AQL76	FEDERAL HOME LOAN BANKS	01/20/2032	2.160	25,000,000.00	25,000,000.00	25,000,000.00	20,327,700.00
849799807	3130ARZC8	FEDERAL HOME LOAN BANKS	05/23/2025	3.400	25,000,000.00	25,000,000.00	25,000,000.00	24,550,325.00
1179317769	3130AYG59	FEDERAL HOME LOAN BANKS	01/29/2029	5.150	24,545,000.00	24,545,000.00	24,545,000.00	24,400,429.95
821809596	3130AQJR5	FEDERAL HOME LOAN BANKS	01/27/2027	1.500	25,000,000.00	25,000,000.00	25,000,000.00	22,750,750.00
835023450	3130ARPH8	FEDERAL HOME LOAN BANKS	04/28/2025	3.010	25,000,000.00	25,000,000.00	25,000,000.00	24,430,650.00
821810778	3130AKXM3	FEDERAL HOME LOAN BANKS	02/17/2032	1.350	50,000,000.00	50,000,000.00	50,000,000.00	38,004,500.00
843475069	3130ARKR1	FEDERAL HOME LOAN BANKS	04/25/2025	2.910	25,000,000.00	25,000,000.00	25,000,000.00	24,411,500.00
850346595	3130ARZW4	FEDERAL HOME LOAN BANKS	05/23/2025	3.500	25,000,000.00	25,000,000.00	25,000,000.00	24,573,725.00
833040168	3130ARDB4	FEDERAL HOME LOAN BANKS	04/04/2025	2.090	25,000,000.00	25,000,000.00	25,000,000.00	24,289,200.00
833040183	3130ARNE7	FEDERAL HOME LOAN BANKS	04/27/2027	3.250	50,000,000.00	50,000,000.00	50,000,000.00	47,672,750.00
821809611	3130AQ7B3	FEDERAL HOME LOAN BANKS	12/21/2027	1.610	25,000,000.00	25,000,000.00	25,000,000.00	22,204,550.00
821809583	3130AKK96	FEDERAL HOME LOAN BANKS	12/30/2030	1.250	40,440,000.00	40,440,000.00	40,440,000.00	31,872,462.48
844868360	3130ARPT0	FEDERAL HOME LOAN BANKS	04/25/2025	3.000	50,000,000.00	50,000,000.00	50,000,000.00	48,865,650.00
821810688	3130AQLV4	FEDERAL HOME LOAN BANKS	02/24/2025	1.650	25,000,000.00	25,000,000.00	25,000,000.00	24,280,425.00
841085426	3130ARKG5	FEDERAL HOME LOAN BANKS	04/21/2026	3.000	25,000,000.00	25,000,000.00	25,000,000.00	23,989,625.00
813949229	3130AR6C0	FEDERAL HOME LOAN BANKS	03/24/2025	2.000	50,000,000.00	50,000,000.00	50,000,000.00	48,564,850.00
838488791	3130ARGR6	FEDERAL HOME LOAN BANKS	04/14/2025	2.600	25,000,000.00	25,000,000.00	25,000,000.00	24,358,925.00

LOS ANGELES COUNTY TREASURER  
TREASURER PORTFOLIO COMPARED TO MARKET VALUE  
FOR THE PERIOD: APRIL 1, 2024 TO APRIL 30, 2024  
FUND: POOLED SURPLUS INVESTMENTS  
ATTACHMENT X

Security ID	CUSIP	Description	Maturity Date	Face Rate	PAR	Amortized Cost	Historical Cost	Market Value
821809161	3130AQU6	FEDERAL HOME LOAN BANKS	01/19/2029	1.770	25,000,000.00	25,000,000.00	25,000,000.00	21,742,150.00
821810283	3130AQWY5	FEDERAL HOME LOAN BANKS	02/24/2025	1.700	15,000,000.00	15,000,000.00	15,000,000.00	14,574,165.00
821809368	3130AKJA5	FEDERAL HOME LOAN BANKS	12/16/2030	1.280	33,200,000.00	33,193,400.03	33,190,040.00	26,256,784.40
821810055	3130AKAQ9	FEDERAL HOME LOAN BANKS	10/07/2030	1.210	38,200,000.00	38,200,000.00	38,200,000.00	30,263,415.20
821808963	3130AQ4R1	FEDERAL HOME LOAN BANKS	12/13/2028	1.700	25,000,000.00	25,000,000.00	25,000,000.00	21,732,425.00
821809680	3130ALV68	FEDERAL HOME LOAN BANKS	03/30/2026	1.030	25,000,000.00	25,000,000.00	25,000,000.00	23,148,225.00
824373426	3130AJK40	FEDERAL HOME LOAN BANKS	05/04/2027	1.200	19,444,444.44	19,444,444.45	19,444,444.45	17,393,308.33
821809174	3130AHL76	FEDERAL HOME LOAN BANKS	11/25/2026	2.080	50,000,000.00	50,000,000.00	50,000,000.00	46,368,600.00
821809202	3130AHNR0	FEDERAL HOME LOAN BANKS	12/16/2026	2.020	50,000,000.00	50,000,000.00	50,000,000.00	46,251,400.00
821809241	3130AQRW5	FEDERAL HOME LOAN BANKS	02/17/2032	2.400	25,000,000.00	25,000,000.00	25,000,000.00	20,329,425.00
858143703	3130AS6Q7	FEDERAL HOME LOAN BANKS	06/07/2027	3.250	25,000,000.00	25,000,000.00	25,000,000.00	23,730,675.00
883310256	3130ASME6	FEDERAL HOME LOAN BANKS	07/08/2024	3.000	18,000,000.00	17,996,751.63	17,965,080.00	17,912,826.00
1141009813	3130AXVE5	FEDERAL HOME LOAN BANKS	11/28/2028	5.350	50,000,000.00	50,000,000.00	50,000,000.00	49,773,500.00
877589745	3130ASHH5	FEDERAL HOME LOAN BANKS	06/28/2027	4.260	25,000,000.00	25,000,000.00	25,000,000.00	24,424,375.00
821809650	3130ALD43	FEDERAL HOME LOAN BANKS	02/24/2031	1.460	25,000,000.00	25,000,000.00	25,000,000.00	19,857,450.00
853951950	3130ARVC2	FEDERAL HOME LOAN BANKS	05/12/2025	3.200	25,000,000.00	25,000,000.00	25,000,000.00	24,457,100.00
870006897	3130ASFD6	FEDERAL HOME LOAN BANKS	06/27/2025	3.500	25,000,000.00	25,000,000.00	25,000,000.00	24,537,150.00
821852235	3130AQYZ0	FEDERAL HOME LOAN BANKS	03/03/2025	2.000	25,000,000.00	25,000,000.00	25,000,000.00	20,329,425.00
1237998929	3130B0PR4	FEDERAL HOME LOAN BANKS	10/02/2028	5.000	25,000,000.00	25,000,000.00	25,000,000.00	24,816,000.00
828331469	3130AR6A4	FEDERAL HOME LOAN BANKS	03/28/2025	2.000	50,000,000.00	50,000,000.00	50,000,000.00	48,546,950.00
1161886606	3130AY7D2	FEDERAL HOME LOAN BANKS	12/27/2024	5.210	50,000,000.00	50,000,000.00	50,000,000.00	49,935,500.00
869387879	3130ASEK1	FEDERAL HOME LOAN BANKS	06/27/2025	3.335	25,000,000.00	25,000,000.00	25,000,000.00	24,448,450.00
821809149	3130AJSQ3	FEDERAL HOME LOAN BANKS	07/06/2027	1.020	24,185,000.00	24,182,249.37	24,178,953.75	21,389,189.82
821810799	3130AQJW4	FEDERAL HOME LOAN BANKS	01/27/2027	1.520	50,000,000.00	50,000,000.00	50,000,000.00	45,527,000.00
821809562	3130APWC5	FEDERAL HOME LOAN BANKS	11/23/2026	1.375	25,000,000.00	25,000,000.00	25,000,000.00	22,769,325.00
821810784	3130AQF24	FEDERAL HOME LOAN BANKS	12/29/2026	1.400	50,000,000.00	50,000,000.00	50,000,000.00	45,306,100.00
821809534	3130APMZ5	FEDERAL HOME LOAN BANKS	10/27/2026	1.250	25,000,000.00	25,000,000.00	25,000,000.00	22,755,125.00
984352416	3130AUT38	FEDERAL HOME LOAN BANKS	02/27/2026	5.100	25,000,000.00	25,000,000.00	25,000,000.00	24,805,000.00
821809644	3130AME73	FEDERAL HOME LOAN BANKS	05/18/2028	1.450	25,000,000.00	25,000,000.00	25,000,000.00	21,867,050.00
821810681	3130AKTV8	FEDERAL HOME LOAN BANKS	01/28/2031	1.320	50,000,000.00	50,000,000.00	50,000,000.00	39,414,750.00
821810610	3130APP33	FEDERAL HOME LOAN BANKS	11/17/2028	1.600	12,000,000.00	12,000,000.00	12,000,000.00	10,404,744.00
826608927	3130AR5R8	FEDERAL HOME LOAN BANKS	03/24/2025	1.890	50,000,000.00	50,000,000.00	50,000,000.00	48,517,150.00
1161897944	3130AYA55	FEDERAL HOME LOAN BANKS	12/27/2024	5.225	50,000,000.00	50,000,000.00	50,000,000.00	49,940,000.00
826608942	3130AR5P2	FEDERAL HOME LOAN BANKS	03/24/2025	1.875	50,000,000.00	50,000,000.00	50,000,000.00	48,510,650.00
821809659	3130AQF32	FEDERAL HOME LOAN BANKS	12/29/2027	1.500	25,000,000.00	25,000,000.00	25,000,000.00	22,094,475.00
859220857	3130ARVY4	FEDERAL HOME LOAN BANKS	05/19/2025	3.350	25,000,000.00	25,000,000.00	25,000,000.00	24,483,450.00
821852239	3130AR2J9	FEDERAL HOME LOAN BANKS	03/10/2025	2.000	25,000,000.00	25,000,000.00	25,000,000.00	24,312,750.00
855441198	3130ARVW8	FEDERAL HOME LOAN BANKS	05/16/2025	3.320	25,000,000.00	25,000,000.00	25,000,000.00	24,480,075.00
835023451	3130ARPM7	FEDERAL HOME LOAN BANKS	04/28/2025	3.020	25,000,000.00	24,998,762.53	24,996,250.00	24,433,050.00
851779930	3130ARVU2	FEDERAL HOME LOAN BANKS	05/09/2025	3.300	25,000,000.00	25,000,000.00	25,000,000.00	24,487,625.00
1151409909	3130AXZ27	FEDERAL HOME LOAN BANKS	06/06/2025	5.350	50,000,000.00	50,000,000.00	50,000,000.00	50,006,000.00
836624936	3130ARF63	FEDERAL HOME LOAN BANKS	04/11/2025	2.300	25,000,000.00	25,000,000.00	25,000,000.00	24,323,100.00
821809166	3130AQB44	FEDERAL HOME LOAN BANKS	12/14/2029	1.800	25,000,000.00	25,000,000.00	25,000,000.00	21,083,175.00
821810683	3130AQK44	FEDERAL HOME LOAN BANKS	01/27/2027	1.625	25,000,000.00	25,000,000.00	25,000,000.00	22,848,250.00
821809558	3130AKPK6	FEDERAL HOME LOAN BANKS	01/27/2032	1.370	25,000,000.00	25,000,000.00	25,000,000.00	19,069,025.00
843475066	3130ARPK1	FEDERAL HOME LOAN BANKS	04/25/2025	3.000	25,000,000.00	25,000,000.00	25,000,000.00	24,432,825.00
821852237	3130AQXK4	FEDERAL HOME LOAN BANKS	03/07/2025	1.740	25,000,000.00	25,000,000.00	25,000,000.00	24,265,375.00
826608940	3130ARCG4	FEDERAL HOME LOAN BANKS	03/24/2025	2.040	25,000,000.00	25,000,000.00	25,000,000.00	24,291,075.00
821810696	3130AKT29	FEDERAL HOME LOAN BANKS	02/03/2031	1.320	50,000,000.00	50,000,000.00	50,000,000.00	39,393,000.00
821809601	3130AQHZ9	FEDERAL HOME LOAN BANKS	01/25/2027	1.540	25,000,000.00	25,000,000.00	25,000,000.00	22,797,000.00
811657280	3130AR2Q3	FEDERAL HOME LOAN BANKS	03/07/2025	2.010	25,000,000.00	25,000,000.00	25,000,000.00	24,320,850.00
1161897947	3130AYA48	FEDERAL HOME LOAN BANKS	12/27/2024	5.230	50,000,000.00	50,000,000.00	50,000,000.00	49,941,500.00
821809953	3130AJV48	FEDERAL HOME LOAN BANKS	07/28/2027	0.770	50,000,000.00	50,000,000.00	50,000,000.00	43,765,250.00
821810734	3130AKYE0	FEDERAL HOME LOAN BANKS	02/24/2031	1.250	50,000,000.00	50,000,000.00	50,000,000.00	39,116,250.00
870006889	3130ASFH7	FEDERAL HOME LOAN BANKS	06/27/2025	3.500	25,000,000.00	25,000,000.00	25,000,000.00	24,537,150.00
821810706	3130AKNQ5	FEDERAL HOME LOAN BANKS	01/27/2032	1.340	50,000,000.00	50,000,000.00	50,000,000.00	38,043,200.00
821809640	3130APXY6	FEDERAL HOME LOAN BANKS	12/01/2026	1.420	25,000,000.00	25,000,000.00	25,000,000.00	22,777,000.00
1147289501	3130AXXD5	FEDERAL HOME LOAN BANKS	06/07/2024	5.372	50,000,000.00	50,000,000.00	50,000,000.00	49,995,500.00
821809199	3130AKJU1	FEDERAL HOME LOAN BANKS	12/30/2027	0.875	22,000,000.00	22,000,000.00	22,000,000.00	19,051,714.00
821809996	3130AM2J0	FEDERAL HOME LOAN BANKS	04/28/2026	1.050	50,000,000.00	50,000,000.00	50,000,000.00	46,152,900.00
821809655	3130AQAY9	FEDERAL HOME LOAN BANKS	12/30/2026	1.500	25,000,000.00	25,000,000.00	25,000,000.00	22,707,550.00
817178483	3130AQXH1	FEDERAL HOME LOAN BANKS	03/03/2025	1.720	25,000,000.00	25,000,000.00	25,000,000.00	24,272,600.00
821809627	3130APVD4	FEDERAL HOME LOAN BANKS	11/23/2027	1.390	25,000,000.00	25,000,000.00	25,000,000.00	22,078,275.00
836624939	3130ARF48	FEDERAL HOME LOAN BANKS	04/11/2025	2.300	25,000,000.00	25,000,000.00	25,000,000.00	24,323,100.00
821809582	3130AHSJ3	FEDERAL HOME LOAN BANKS	12/23/2026	2.090	40,000,000.00	40,000,000.00	40,000,000.00	37,048,600.00
870418077	3130ASGA1	FEDERAL HOME LOAN BANKS	06/27/2025	3.820	25,000,000.00	25,000,000.00	25,000,000.00	24,626,325.00
1161897945	3130AYA30	FEDERAL HOME LOAN BANKS	12/27/2024	5.220	50,000,000.00	50,000,000.00	50,000,000.00	49,938,500.00
821809610	3130AQTT0	FEDERAL HOME LOAN BANKS	02/28/2025	1.550	25,000,000.00	25,000,000.00	25,000,000.00	24,250,600.00
821108957	3130ARD99	FEDERAL HOME LOAN BANKS	04/04/2025	2.080	25,000,000.00	25,000,000.00	25,000,000.00	24,286,950.00



LOS ANGELES COUNTY TREASURER  
TREASURER PORTFOLIO COMPARED TO MARKET VALUE  
FOR THE PERIOD: APRIL 1, 2024 TO APRIL 30, 2024  
FUND: POOLED SURPLUS INVESTMENTS  
ATTACHMENT X

Security ID	CUSIP	Description	Maturity Date	Face Rate	PAR	Amortized Cost	Historical Cost	Market Value
821809554	3130APVK8	FEDERAL HOME LOAN BANKS	11/23/2026	1.300	25,000,000.00	25,000,000.00	25,000,000.00	22,724,800.00
821810420	3130AKJT4	FEDERAL HOME LOAN BANKS	12/30/2030	1.290	19,875,000.00	19,875,000.00	19,875,000.00	15,708,862.13
844868359	3130ARPE5	FEDERAL HOME LOAN BANKS	04/28/2025	3.000	25,000,000.00	25,000,000.00	25,000,000.00	24,428,275.00
821810777	3130AKNV4	FEDERAL HOME LOAN BANKS	01/27/2032	1.350	50,000,000.00	50,000,000.00	50,000,000.00	38,074,850.00
837511314	3130ARRR4	FEDERAL HOME LOAN BANKS	04/28/2025	3.020	25,000,000.00	25,000,000.00	25,000,000.00	24,433,050.00
821810693	3130AQLU5	FEDERAL HOME LOAN BANKS	01/27/2027	1.660	25,000,000.00	25,000,000.00	25,000,000.00	22,870,725.00
821810702	3130AL4N1	FEDERAL HOME LOAN BANKS	02/24/2031	1.320	50,000,000.00	50,000,000.00	50,000,000.00	39,315,800.00
821810028	3130AJJQ3	FEDERAL HOME LOAN BANKS	04/27/2027	1.200	50,000,000.00	50,000,000.00	50,000,000.00	44,741,950.00
877589744	3130ASDV8	FEDERAL HOME LOAN BANKS	06/28/2027	3.300	25,000,000.00	25,000,000.00	25,000,000.00	23,741,800.00
819993801	3130ARBH3	FEDERAL HOME LOAN BANKS	03/28/2025	2.000	50,000,000.00	50,000,000.00	50,000,000.00	48,546,950.00
821810687	3130AQLQ4	FEDERAL HOME LOAN BANKS	01/27/2027	1.650	25,000,000.00	25,000,000.00	25,000,000.00	22,864,300.00
821810000	3130AKB96	FEDERAL HOME LOAN BANKS	10/02/2030	1.080	50,000,000.00	50,000,000.00	50,000,000.00	39,277,900.00
821809567	3130AK3V6	FEDERAL HOME LOAN BANKS	09/30/2030	1.300	39,950,000.00	39,950,000.00	39,950,000.00	31,866,117.50
821810730	3130AKKQ8	FEDERAL HOME LOAN BANKS	12/23/2030	1.250	50,000,000.00	50,000,000.00	50,000,000.00	39,433,550.00
821809694	3130AL4L5	FEDERAL HOME LOAN BANKS	08/24/2029	1.150	25,000,000.00	25,000,000.00	25,000,000.00	20,663,925.00
821810786	3130AKS23	FEDERAL HOME LOAN BANKS	01/27/2033	1.495	50,000,000.00	50,000,000.00	50,000,000.00	37,345,700.00
821809550	3130APYJ8	FEDERAL HOME LOAN BANKS	06/08/2026	1.290	25,000,000.00	25,000,000.00	25,000,000.00	23,114,425.00
839545177	3130ARHC8	FEDERAL HOME LOAN BANKS	04/17/2025	2.600	25,000,000.00	25,000,000.00	25,000,000.00	24,353,475.00
821809972	3130AJRQ4	FEDERAL HOME LOAN BANKS	06/25/2027	1.000	50,000,000.00	50,000,000.00	50,000,000.00	44,236,850.00
1132575155	3130AXQQ4	FEDERAL HOME LOAN BANKS	11/28/2028	5.250	50,000,000.00	50,000,000.00	50,000,000.00	49,439,500.00
821809145	3130AQ3P6	FEDERAL HOME LOAN BANKS	12/08/2031	2.080	24,000,000.00	24,000,000.00	24,000,000.00	19,518,312.00
821809636	3130APX26	FEDERAL HOME LOAN BANKS	12/01/2026	1.400	25,000,000.00	25,000,000.00	25,000,000.00	24,765,025.00
840297222	3130ARE56	FEDERAL HOME LOAN BANKS	04/04/2025	2.210	25,000,000.00	25,000,000.00	25,000,000.00	24,316,000.00
838488793	3130ARKC4	FEDERAL HOME LOAN BANKS	04/14/2025	2.840	25,000,000.00	25,000,000.00	25,000,000.00	24,414,075.00
874729125	3134GXZ5	FEDERAL HOME LOAN MORTGAGE CORP	06/27/2025	4.000	25,000,000.00	25,000,000.00	25,000,000.00	24,694,250.00
955084907	3134GYAF9	FEDERAL HOME LOAN MORTGAGE CORP	12/29/2025	5.130	25,000,000.00	25,000,000.00	25,000,000.00	24,877,950.00
904121726	3134GXW42	FEDERAL HOME LOAN MORTGAGE CORP	09/15/2025	4.000	25,000,000.00	25,000,000.00	25,000,000.00	24,569,875.00
1105717474	3134H1DX8	FEDERAL HOME LOAN MORTGAGE CORP	03/25/2027	5.500	50,000,000.00	50,000,000.00	50,000,000.00	49,695,000.00
821809094	3134GW2S4	FEDERAL HOME LOAN MORTGAGE CORP	08/27/2030	1.200	25,000,000.00	25,000,000.00	25,000,000.00	19,750,175.00
1087607704	3134H1AU7	FEDERAL HOME LOAN MORTGAGE CORP	08/29/2028	5.300	50,000,000.00	50,000,000.00	50,000,000.00	49,416,350.00
821810557	3134GW4D5	FEDERAL HOME LOAN MORTGAGE CORP	10/28/2030	1.310	50,000,000.00	50,000,000.00	50,000,000.00	39,532,150.00
821809107	3134GWYY6	FEDERAL HOME LOAN MORTGAGE CORP	10/22/2030	1.260	25,000,000.00	24,995,143.05	24,992,500.00	19,872,500.00
886107584	3134GXG99	FEDERAL HOME LOAN MORTGAGE CORP	07/25/2025	3.650	25,000,000.00	25,000,000.00	25,000,000.00	24,573,700.00
821809206	3134GW6R2	FEDERAL HOME LOAN MORTGAGE CORP	11/05/2032	1.500	50,000,000.00	50,000,000.00	50,000,000.00	37,489,600.00
960234242	3134GYBX9	FEDERAL HOME LOAN MORTGAGE CORP	12/29/2025	5.150	25,000,000.00	25,000,000.00	25,000,000.00	24,894,725.00
1183717788	3134H1PV9	FEDERAL HOME LOAN MORTGAGE CORP	01/22/2029	5.160	25,000,000.00	25,000,000.00	25,000,000.00	24,754,500.00
958282461	3134GYB50	FEDERAL HOME LOAN MORTGAGE CORP	12/29/2025	5.150	25,000,000.00	25,000,000.00	25,000,000.00	24,894,725.00
821809092	3134GWQS8	FEDERAL HOME LOAN MORTGAGE CORP	08/24/2029	1.150	25,000,000.00	25,000,000.00	25,000,000.00	20,567,500.00
821809021	3134GW3A2	FEDERAL HOME LOAN MORTGAGE CORP	09/09/2030	1.200	25,000,000.00	25,000,000.00	25,000,000.00	19,724,000.00
821810299	3134GWQ74	FEDERAL HOME LOAN MORTGAGE CORP	09/26/2030	1.330	50,000,000.00	50,000,000.00	50,000,000.00	40,054,950.00
987399622	3134GYJW3	FEDERAL HOME LOAN MORTGAGE CORP	03/06/2026	5.450	25,000,000.00	25,000,000.00	25,000,000.00	24,877,500.00
1105717476	3134H1DV2	FEDERAL HOME LOAN MORTGAGE CORP	09/27/2027	5.860	50,000,000.00	50,000,000.00	50,000,000.00	49,764,000.00
1023753102	3134GYQM7	FEDERAL HOME LOAN MORTGAGE CORP	04/27/2027	5.470	25,000,000.00	25,000,000.00	25,000,000.00	24,799,225.00
821810327	3134GXFT6	FEDERAL HOME LOAN MORTGAGE CORP	12/16/2031	1.330	50,000,000.00	50,000,000.00	50,000,000.00	38,154,950.00
1109046085	3134H1EN9	FEDERAL HOME LOAN MORTGAGE CORP	10/04/2027	5.835	25,000,000.00	25,000,000.00	25,000,000.00	25,017,250.00
821810742	3134GWV51	FEDERAL HOME LOAN MORTGAGE CORP	10/08/2030	1.240	50,000,000.00	50,000,000.00	50,000,000.00	39,755,050.00
821809464	3134GXBM5	FEDERAL HOME LOAN MORTGAGE CORP	11/12/2025	0.600	31,739,000.00	31,739,000.00	31,739,000.00	29,606,488.33
984353915	3134GYH70	FEDERAL HOME LOAN MORTGAGE CORP	02/17/2026	5.100	25,000,000.00	25,000,000.00	25,000,000.00	24,825,500.00
1239587453	3134H1ZJ5	FEDERAL HOME LOAN MORTGAGE CORP	04/04/2029	5.360	50,000,000.00	50,000,000.00	50,000,000.00	49,990,000.00
969524874	3134GYDR0	FEDERAL HOME LOAN MORTGAGE CORP	01/26/2026	5.350	25,000,000.00	25,000,000.00	25,000,000.00	24,862,250.00
821809548	3134GVRW0	FEDERAL HOME LOAN MORTGAGE CORP	05/27/2025	0.750	50,000,000.00	50,000,000.00	50,000,000.00	47,673,750.00
962651383	3134GYCC4	FEDERAL HOME LOAN MORTGAGE CORP	01/12/2026	5.210	25,000,000.00	25,000,000.00	25,000,000.00	24,834,975.00
821810766	3134GWYY6	FEDERAL HOME LOAN MORTGAGE CORP	10/22/2030	1.260	50,000,000.00	49,990,286.17	49,985,000.00	39,745,000.00
985993291	3134GYJB9	FEDERAL HOME LOAN MORTGAGE CORP	02/27/2026	5.300	25,000,000.00	25,000,000.00	25,000,000.00	24,843,500.00
1175785391	3134H1NS8	FEDERAL HOME LOAN MORTGAGE CORP	01/29/2029	5.150	50,000,000.00	50,000,000.00	50,000,000.00	49,580,000.00
821809559	3134GXCS1	FEDERAL HOME LOAN MORTGAGE CORP	11/25/2025	0.625	50,000,000.00	50,000,000.00	50,121,500.00	46,585,750.00
940745506	3134GY3Y6	FEDERAL HOME LOAN MORTGAGE CORP	11/21/2025	5.300	25,000,000.00	25,000,000.00	25,000,000.00	24,905,525.00
939528634	3134GY3N0	FEDERAL HOME LOAN MORTGAGE CORP	12/01/2025	5.350	25,000,000.00	25,000,000.00	25,000,000.00	24,885,275.00
1056325460	3134GYV41	FEDERAL HOME LOAN MORTGAGE CORP	06/26/2026	5.420	50,000,000.00	50,000,000.00	50,000,000.00	49,703,300.00
821809027	3134GWB96	FEDERAL HOME LOAN MORTGAGE CORP	09/09/2030	1.250	25,000,000.00	25,000,000.00	25,000,000.00	19,791,100.00
1242651760	3134H1ZZ9	FEDERAL HOME LOAN MORTGAGE CORP	04/16/2029	5.500	50,000,000.00	50,000,000.00	50,000,000.00	49,741,000.00
821810596	3134GW6Q4	FEDERAL HOME LOAN MORTGAGE CORP	11/12/2030	1.310	50,000,000.00	50,000,000.00	50,000,000.00	39,793,050.00
1124010221	3134H1HY2	FEDERAL HOME LOAN MORTGAGE CORP	10/30/2028	6.000	25,000,000.00	25,000,000.00	25,000,000.00	24,962,500.00
1211002764	3134H1VJ9	FEDERAL HOME LOAN MORTGAGE CORP	03/06/2029	5.510	25,000,000.00	25,000,000.00	25,000,000.00	24,765,250.00
1074294551	3134GYYP1	FEDERAL HOME LOAN MORTGAGE CORP	08/16/2027	5.670	25,000,000.00	25,000,000.00	25,000,000.00	24,828,250.00
984857802	3134GYHN5	FEDERAL HOME LOAN MORTGAGE CORP	02/27/2026	5.250	25,000,000.00	25,000,000.00	25,000,000.00	24,834,750.00
821810333	3134GXFS8	FEDERAL HOME LOAN MORTGAGE CORP	12/09/2031	1.330	50,000,000.00	50,000,000.00	50,000,000.00	38,184,800.00
956330463	3134GYAR3	FEDERAL HOME LOAN MORTGAGE CORP	09/26/2025	5.050	25,000,000.00	25,000,000.00	25,000,000.00	24,829,800.00
945445260	3134GY5F5	FEDERAL HOME LOAN MORTGAGE CORP	11/25/2025	5.210	25,000,000.00	25,000,000.00	25,000,000.00	24,858,975.00

LOS ANGELES COUNTY TREASURER  
TREASURER PORTFOLIO COMPARED TO MARKET VALUE  
FOR THE PERIOD: APRIL 1, 2024 TO APRIL 30, 2024  
FUND: POOLED SURPLUS INVESTMENTS  
ATTACHMENT X

Security ID	CUSIP	Description	Maturity Date	Face Rate	PAR	Amortized Cost	Historical Cost	Market Value
1246450839	3134H1D42	FEDERAL HOME LOAN MORTGAGE CORP	04/23/2029	5.600	50,000,000.00	50,000,000.00	50,000,000.00	49,622,500.00
1056325458	3134GYV66	FEDERAL HOME LOAN MORTGAGE CORP	06/29/2027	5.700	50,000,000.00	50,000,000.00	50,000,000.00	49,690,800.00
821810415	3134GXEB6	FEDERAL HOME LOAN MORTGAGE CORP	11/23/2032	1.420	50,000,000.00	50,000,000.00	50,000,000.00	37,065,850.00
1247082996	3134H1G23	FEDERAL HOME LOAN MORTGAGE CORP	04/16/2029	5.700	25,000,000.00	25,000,000.00	25,000,000.00	24,868,250.00
821809643	3134GVSG4	FEDERAL HOME LOAN MORTGAGE CORP	05/27/2025	0.770	50,000,000.00	50,000,000.00	50,000,000.00	47,684,100.00
1185074076	3134H1PT4	FEDERAL HOME LOAN MORTGAGE CORP	01/22/2029	5.150	25,000,000.00	25,000,000.00	25,000,000.00	24,796,500.00
1022381776	3134GYQ96	FEDERAL HOME LOAN MORTGAGE CORP	04/26/2027	5.450	50,000,000.00	50,000,000.00	50,000,000.00	49,589,200.00
965758755	3134GYCWO	FEDERAL HOME LOAN MORTGAGE CORP	01/27/2026	5.340	25,000,000.00	25,000,000.00	25,000,000.00	24,855,750.00
985493403	3134GYHR6	FEDERAL HOME LOAN MORTGAGE CORP	02/20/2026	5.250	25,000,000.00	25,000,000.00	25,000,000.00	24,836,750.00
821809598	3134GWDA1	FEDERAL HOME LOAN MORTGAGE CORP	07/29/2027	1.000	50,000,000.00	50,000,000.00	50,000,000.00	44,081,150.00
1231484714	3134H1YL1	FEDERAL HOME LOAN MORTGAGE CORP	03/27/2028	5.280	50,000,000.00	50,000,000.00	50,000,000.00	49,531,000.00
1056999174	3134GYV82	FEDERAL HOME LOAN MORTGAGE CORP	06/28/2027	5.700	50,000,000.00	50,000,000.00	50,000,000.00	49,690,400.00
1023480284	3134GYPT3	FEDERAL HOME LOAN MORTGAGE CORP	04/26/2027	5.300	50,000,000.00	50,000,000.00	50,000,000.00	49,478,300.00
821809114	3137EAEP0	FEDERAL HOME LOAN MORTGAGE CORP	02/12/2025	1.500	25,000,000.00	24,996,972.75	24,980,750.00	24,796,425.00
821810804	3134GWUN4	FEDERAL HOME LOAN MORTGAGE CORP	09/30/2030	1.240	50,000,000.00	50,000,000.00	50,000,000.00	39,790,100.00
821809030	3134GWRG3	FEDERAL HOME LOAN MORTGAGE CORP	09/03/2030	1.260	25,000,000.00	25,000,000.00	25,000,000.00	19,981,325.00
821810292	3134GXEK6	FEDERAL HOME LOAN MORTGAGE CORP	11/25/2031	1.320	50,000,000.00	50,000,000.00	50,000,000.00	38,213,500.00
1208388477	3134H1UR2	FEDERAL HOME LOAN MORTGAGE CORP	02/28/2029	5.500	25,000,000.00	25,000,000.00	25,000,000.00	24,771,000.00
1140382654	3134H1KP7	FEDERAL HOME LOAN MORTGAGE CORP	11/27/2028	5.625	50,000,000.00	50,000,000.00	50,000,000.00	49,967,500.00
965758753	3134GYCX8	FEDERAL HOME LOAN MORTGAGE CORP	01/27/2026	5.340	25,000,000.00	25,000,000.00	25,000,000.00	24,855,750.00
821809639	3134GWSZ0	FEDERAL HOME LOAN MORTGAGE CORP	09/28/2028	1.000	50,000,000.00	50,000,000.00	50,000,000.00	42,306,000.00
987775881	3134GYK35	FEDERAL HOME LOAN MORTGAGE CORP	03/06/2026	5.450	25,000,000.00	25,000,000.00	25,000,000.00	24,877,500.00
821810580	3134GW4K9	FEDERAL HOME LOAN MORTGAGE CORP	10/28/2030	1.310	50,000,000.00	50,000,000.00	50,000,000.00	39,532,150.00
1182264645	3134H1PQ0	FEDERAL HOME LOAN MORTGAGE CORP	01/29/2029	5.125	25,000,000.00	25,000,000.00	25,000,000.00	24,765,000.00
985493401	3134GYHQ8	FEDERAL HOME LOAN MORTGAGE CORP	02/27/2026	5.285	25,000,000.00	25,000,000.00	25,000,000.00	24,844,250.00
1040377558	3134GYT44	FEDERAL HOME LOAN MORTGAGE CORP	05/21/2027	5.550	50,000,000.00	50,000,000.00	50,000,000.00	49,687,200.00
821810750	3134GWUA2	FEDERAL HOME LOAN MORTGAGE CORP	09/30/2030	1.250	50,000,000.00	50,000,000.00	50,000,000.00	39,817,500.00
962108960	3134GYC91	FEDERAL HOME LOAN MORTGAGE CORP	12/29/2025	5.170	25,000,000.00	25,000,000.00	25,000,000.00	24,825,150.00
949025784	3134GY6C1	FEDERAL HOME LOAN MORTGAGE CORP	12/13/2024	5.140	25,000,000.00	25,000,000.00	25,000,000.00	24,925,625.00
1048335066	3134GYT25	FEDERAL HOME LOAN MORTGAGE CORP	06/21/2027	5.700	25,000,000.00	25,000,000.00	25,000,000.00	24,857,500.00
1103469055	3134H1DC4	FEDERAL HOME LOAN MORTGAGE CORP	09/27/2027	5.750	50,000,000.00	50,000,000.00	50,000,000.00	49,904,000.00
868541001	3134GXXS8	FEDERAL HOME LOAN MORTGAGE CORP	06/27/2025	3.250	25,000,000.00	25,000,000.00	25,000,000.00	24,468,625.00
821809211	3134GVG44	FEDERAL HOME LOAN MORTGAGE CORP	12/09/2025	0.500	50,000,000.00	50,000,000.00	50,000,000.00	46,457,550.00
821809090	3134GWJA5	FEDERAL HOME LOAN MORTGAGE CORP	02/12/2029	1.100	25,000,000.00	25,000,000.00	25,000,000.00	20,988,000.00
985496353	3134GYHV7	FEDERAL HOME LOAN MORTGAGE CORP	02/27/2026	5.280	25,000,000.00	25,000,000.00	25,000,000.00	24,842,750.00
1022381772	3134GYQ88	FEDERAL HOME LOAN MORTGAGE CORP	01/26/2027	5.400	50,000,000.00	50,000,000.00	50,000,000.00	49,593,750.00
1211002691	3134H1VH3	FEDERAL HOME LOAN MORTGAGE CORP	03/06/2029	5.500	25,000,000.00	25,000,000.00	25,000,000.00	24,761,750.00
821810509	3134GWZ22	FEDERAL HOME LOAN MORTGAGE CORP	10/28/2030	1.300	50,000,000.00	50,000,000.00	50,000,000.00	39,829,350.00
821809553	3134GXCS1	FEDERAL HOME LOAN MORTGAGE CORP	11/25/2025	0.625	50,000,000.00	50,000,000.00	50,121,500.00	46,585,750.00
907051191	3134GXY32	FEDERAL HOME LOAN MORTGAGE CORP	09/19/2025	4.050	25,000,000.00	25,000,000.00	25,000,000.00	24,623,500.00
821810772	3134GWZ74	FEDERAL HOME LOAN MORTGAGE CORP	10/21/2030	1.270	50,000,000.00	50,000,000.00	50,000,000.00	39,776,700.00
1040907953	3134GYTD4	FEDERAL HOME LOAN MORTGAGE CORP	05/21/2027	5.700	50,000,000.00	50,000,000.00	50,000,000.00	49,740,500.00
878006740	3134GXZV9	FEDERAL HOME LOAN MORTGAGE CORP	06/27/2025	4.000	25,000,000.00	25,000,000.00	25,000,000.00	24,674,750.00
1105717477	3134H1DT7	FEDERAL HOME LOAN MORTGAGE CORP	09/27/2027	5.850	50,000,000.00	50,000,000.00	50,000,000.00	49,760,000.00
821810281	3134GXEC4	FEDERAL HOME LOAN MORTGAGE CORP	11/25/2031	1.320	50,000,000.00	50,000,000.00	50,000,000.00	38,213,500.00
1020655037	3134GYPV8	FEDERAL HOME LOAN MORTGAGE CORP	04/26/2027	5.350	50,000,000.00	50,000,000.00	50,000,000.00	49,544,800.00
991666212	3134GYKQ4	FEDERAL HOME LOAN MORTGAGE CORP	03/13/2026	5.550	25,000,000.00	25,000,000.00	25,000,000.00	24,895,475.00
821809635	3134GWSZ0	FEDERAL HOME LOAN MORTGAGE CORP	09/28/2028	1.000	50,000,000.00	50,000,000.00	50,000,000.00	42,306,000.00
993221184	3134GYL26	FEDERAL HOME LOAN MORTGAGE CORP	03/20/2026	5.650	25,000,000.00	25,000,000.00	25,000,000.00	24,932,125.00
1121403903	3134H1HJ5	FEDERAL HOME LOAN MORTGAGE CORP	10/28/2027	5.920	50,000,000.00	50,000,000.00	50,000,000.00	49,865,500.00
821810703	3134GXKC7	FEDERAL HOME LOAN MORTGAGE CORP	01/06/2031	1.150	50,000,000.00	50,000,000.00	50,000,000.00	39,104,200.00
821809088	3134GVX78	FEDERAL HOME LOAN MORTGAGE CORP	06/28/2027	1.000	25,000,000.00	24,999,887.31	24,999,750.00	22,175,775.00
821810746	3134GWTM8	FEDERAL HOME LOAN MORTGAGE CORP	09/30/2030	1.250	50,000,000.00	50,000,000.00	50,000,000.00	39,817,500.00
821809605	3134GVQR2	FEDERAL HOME LOAN MORTGAGE CORP	05/04/2027	1.050	50,000,000.00	50,000,000.00	50,000,000.00	44,666,150.00
984735907	3134GYHC9	FEDERAL HOME LOAN MORTGAGE CORP	02/09/2026	5.125	25,000,000.00	25,000,000.00	25,000,000.00	24,808,500.00
821809108	3134GWC79	FEDERAL HOME LOAN MORTGAGE CORP	09/17/2030	1.280	25,000,000.00	25,000,000.00	25,000,000.00	19,815,950.00
821810457	3134GXEQ3	FEDERAL HOME LOAN MORTGAGE CORP	11/26/2032	1.490	50,000,000.00	50,000,000.00	50,000,000.00	37,279,750.00
969524875	3134GYDS8	FEDERAL HOME LOAN MORTGAGE CORP	01/27/2026	5.350	25,000,000.00	25,000,000.00	25,000,000.00	24,858,000.00
1020652756	3134GYPU0	FEDERAL HOME LOAN MORTGAGE CORP	04/26/2027	5.350	50,000,000.00	50,000,000.00	50,000,000.00	49,544,800.00
1031594255	3134GYRV6	FEDERAL HOME LOAN MORTGAGE CORP	05/07/2027	5.310	25,000,000.00	25,000,000.00	25,000,000.00	24,746,925.00
988588943	3134GYKB7	FEDERAL HOME LOAN MORTGAGE CORP	03/06/2026	5.530	25,000,000.00	25,000,000.00	25,000,000.00	24,895,000.00
956934712	3134GYAU6	FEDERAL HOME LOAN MORTGAGE CORP	03/27/2026	5.100	25,000,000.00	25,000,000.00	25,000,000.00	24,796,775.00
821809093	3134GWQA7	FEDERAL HOME LOAN MORTGAGE CORP	08/20/2029	1.100	25,000,000.00	25,000,000.00	25,000,000.00	20,517,575.00
944243624	3134GY4T6	FEDERAL HOME LOAN MORTGAGE CORP	12/08/2025	5.160	25,000,000.00	25,000,000.00	25,000,000.00	24,828,750.00
1109046086	3134H1EM1	FEDERAL HOME LOAN MORTGAGE CORP	10/04/2027	5.830	25,000,000.00	25,000,000.00	25,000,000.00	25,017,250.00
1241572235	3134H1ZP1	FEDERAL HOME LOAN MORTGAGE CORP	04/04/2029	5.430	50,000,000.00	50,000,000.00	50,000,000.00	49,758,000.00
821810698	3134GVUQ9	FEDERAL HOME LOAN MORTGAGE CORP	05/27/2027	1.070	50,000,000.00	50,000,000.00	50,000,000.00	44,580,450.00
821810059	3134GXBMS	FEDERAL HOME LOAN MORTGAGE CORP	11/12/2025	0.600	50,000,000.00	50,000,000.00	50,000,000.00	46,640,550.00
821809648	3134GWSX5	FEDERAL HOME LOAN MORTGAGE CORP	09/23/2030	1.250	50,000,000.00	50,000,000.00	50,000,000.00	39,848,200.00

LOS ANGELES COUNTY TREASURER  
TREASURER PORTFOLIO COMPARED TO MARKET VALUE  
FOR THE PERIOD: APRIL 1, 2024 TO APRIL 30, 2024  
FUND: POOLED SURPLUS INVESTMENTS  
ATTACHMENT X

Security ID	CUSIP	Description	Maturity Date	Face Rate	PAR	Amortized Cost	Historical Cost	Market Value
1155543945	3134H1LQ4	FEDERAL HOME LOAN MORTGAGE CORP	12/18/2026	5.280	50,000,000.00	50,000,000.00	50,000,000.00	49,653,000.00
821810414	3134GW6Y7	FEDERAL HOME LOAN MORTGAGE CORP	11/17/2031	1.410	50,000,000.00	50,000,000.00	50,000,000.00	38,529,800.00
1071596096	3134GYY63	FEDERAL HOME LOAN MORTGAGE CORP	07/26/2028	5.050	50,000,000.00	49,661,117.20	49,600,000.00	49,072,050.00
1026607963	3134GYRA2	FEDERAL HOME LOAN MORTGAGE CORP	05/17/2027	5.470	25,000,000.00	25,000,000.00	25,000,000.00	24,815,550.00
1086289198	3134H1AL7	FEDERAL HOME LOAN MORTGAGE CORP	08/27/2027	5.750	25,000,000.00	25,000,000.00	25,000,000.00	24,852,025.00
904121725	3134GXW26	FEDERAL HOME LOAN MORTGAGE CORP	09/12/2025	4.000	25,000,000.00	25,000,000.00	25,000,000.00	24,612,100.00
821810076	3134GVVJ4	FEDERAL HOME LOAN MORTGAGE CORP	05/27/2025	0.730	50,000,000.00	50,000,000.00	50,000,000.00	47,663,400.00
821810771	3134GWZ66	FEDERAL HOME LOAN MORTGAGE CORP	10/22/2030	1.270	50,000,000.00	50,000,000.00	50,000,000.00	39,772,500.00
1011404539	3134GYNS7	FEDERAL HOME LOAN MORTGAGE CORP	04/10/2026	5.260	50,000,000.00	50,000,000.00	50,000,000.00	49,681,100.00
962042876	3134GYC42	FEDERAL HOME LOAN MORTGAGE CORP	12/29/2025	5.120	25,000,000.00	25,000,000.00	25,000,000.00	24,873,475.00
821809661	3134GVMU9	FEDERAL HOME LOAN MORTGAGE CORP	04/28/2026	1.000	50,000,000.00	50,000,000.00	50,000,000.00	46,163,100.00
821810756	3134GWXP6	FEDERAL HOME LOAN MORTGAGE CORP	10/15/2030	1.250	50,000,000.00	50,000,000.00	50,000,000.00	39,751,650.00
955084906	3134GYAH5	FEDERAL HOME LOAN MORTGAGE CORP	12/26/2025	5.150	25,000,000.00	25,000,000.00	25,000,000.00	24,951,075.00
821809063	3134GWAJ5	FEDERAL HOME LOAN MORTGAGE CORP	07/22/2026	0.830	25,000,000.00	25,000,000.00	25,000,000.00	22,722,925.00
821809091	3134GWQY5	FEDERAL HOME LOAN MORTGAGE CORP	08/25/2028	1.070	25,000,000.00	25,000,000.00	25,000,000.00	21,293,300.00
821810517	3134GW3N4	FEDERAL HOME LOAN MORTGAGE CORP	10/28/2030	1.300	50,000,000.00	50,000,000.00	50,000,000.00	39,528,900.00
1105717475	3134H1DU4	FEDERAL HOME LOAN MORTGAGE CORP	09/27/2027	5.860	50,000,000.00	50,000,000.00	50,000,000.00	49,764,000.00
1050099545	3134GYUB6	FEDERAL HOME LOAN MORTGAGE CORP	06/28/2027	5.320	50,000,000.00	50,000,000.00	50,000,000.00	49,598,800.00
1196593160	3134H1RX3	FEDERAL HOME LOAN MORTGAGE CORP	02/21/2029	5.250	25,000,000.00	25,000,000.00	25,000,000.00	24,816,750.00
1101839811	3134H1CY7	FEDERAL HOME LOAN MORTGAGE CORP	09/27/2027	5.700	50,000,000.00	50,000,000.00	50,000,000.00	49,681,000.00
1053584413	3134GYUM2	FEDERAL HOME LOAN MORTGAGE CORP	06/28/2027	5.700	25,000,000.00	25,000,000.00	25,000,000.00	24,845,200.00
821810347	3134GXAT1	FEDERAL HOME LOAN MORTGAGE CORP	11/26/2030	1.360	50,000,000.00	50,000,000.00	50,000,000.00	39,868,650.00
1232433697	3134H1YP2	FEDERAL HOME LOAN MORTGAGE CORP	03/27/2028	5.250	50,000,000.00	50,000,000.00	50,000,000.00	49,678,500.00
821809026	3134GWD45	FEDERAL HOME LOAN MORTGAGE CORP	09/16/2030	1.250	25,000,000.00	25,000,000.00	25,000,000.00	19,777,450.00
821810063	3134GV2C1	FEDERAL HOME LOAN MORTGAGE CORP	06/23/2025	0.710	50,000,000.00	50,000,000.00	50,000,000.00	47,537,900.00
903285065	3134GXU44	FEDERAL HOME LOAN MORTGAGE CORP	09/07/2027	4.050	25,000,000.00	25,000,000.00	25,000,000.00	24,140,675.00
821809112	3134GWF68	FEDERAL HOME LOAN MORTGAGE CORP	09/17/2030	1.320	25,000,000.00	25,000,000.00	25,000,000.00	19,857,925.00
1124010220	3134H1JB0	FEDERAL HOME LOAN MORTGAGE CORP	10/25/2028	6.010	50,000,000.00	50,000,000.00	50,000,000.00	50,058,500.00
1043310081	3134GYT85	FEDERAL HOME LOAN MORTGAGE CORP	05/21/2027	5.625	50,000,000.00	50,000,000.00	50,000,000.00	49,691,050.00
1048335065	3134GYTY8	FEDERAL HOME LOAN MORTGAGE CORP	06/21/2027	5.700	25,000,000.00	25,000,000.00	25,000,000.00	24,857,500.00
1177445444	3134H1NY5	FEDERAL HOME LOAN MORTGAGE CORP	01/29/2029	5.300	50,000,000.00	50,000,000.00	50,000,000.00	49,590,000.00
892077158	3134GXL77	FEDERAL HOME LOAN MORTGAGE CORP	07/28/2025	3.500	25,000,000.00	25,000,000.00	25,000,000.00	24,512,700.00
871902296	3134GXZV9	FEDERAL HOME LOAN MORTGAGE CORP	06/27/2025	4.000	25,000,000.00	25,000,000.00	25,000,000.00	24,674,750.00
1065673671	3134GYX23	FEDERAL HOME LOAN MORTGAGE CORP	07/26/2027	5.730	50,000,000.00	50,000,000.00	50,000,000.00	49,712,000.00
821809631	3134GXCS1	FEDERAL HOME LOAN MORTGAGE CORP	11/25/2025	0.625	50,000,000.00	50,000,000.00	50,121,500.00	46,585,750.00
1175785390	3134H1NM1	FEDERAL HOME LOAN MORTGAGE CORP	01/29/2029	5.180	50,000,000.00	50,000,000.00	50,000,000.00	49,608,000.00
821810765	3134GWYT7	FEDERAL HOME LOAN MORTGAGE CORP	10/15/2030	1.260	50,000,000.00	50,000,000.00	50,000,000.00	39,775,300.00
1056325459	3134GYV58	FEDERAL HOME LOAN MORTGAGE CORP	06/29/2026	5.600	50,000,000.00	50,000,000.00	50,000,000.00	49,814,900.00
821809209	3134GXAK0	FEDERAL HOME LOAN MORTGAGE CORP	08/09/2032	1.500	50,000,000.00	50,000,000.00	50,000,000.00	37,703,500.00
821809543	3134GVRV2	FEDERAL HOME LOAN MORTGAGE CORP	05/27/2025	0.750	50,000,000.00	50,000,000.00	50,000,000.00	47,673,750.00
1201525602	3134H1SU8	FEDERAL HOME LOAN MORTGAGE CORP	02/28/2029	5.400	25,000,000.00	25,000,000.00	25,000,000.00	24,724,500.00
821809532	3134GV5B0	FEDERAL HOME LOAN MORTGAGE CORP	07/09/2025	0.730	50,000,000.00	50,000,000.00	50,000,000.00	47,478,400.00
963310452	3134GYCG5	FEDERAL HOME LOAN MORTGAGE CORP	01/27/2026	5.250	25,000,000.00	25,000,000.00	25,000,000.00	24,847,500.00
899279676	3134GXS21	FEDERAL HOME LOAN MORTGAGE CORP	08/25/2025	3.800	25,000,000.00	25,000,000.00	25,000,000.00	24,597,125.00
821810541	3134GW4S2	FEDERAL HOME LOAN MORTGAGE CORP	10/28/2030	1.300	50,000,000.00	50,000,000.00	50,000,000.00	39,528,900.00
821809024	3134GWRH1	FEDERAL HOME LOAN MORTGAGE CORP	08/26/2030	1.250	25,000,000.00	25,000,000.00	25,000,000.00	19,983,650.00
821810360	3134GXKB9	FEDERAL HOME LOAN MORTGAGE CORP	01/06/2033	1.360	50,000,000.00	50,000,000.00	50,000,000.00	36,525,800.00
821809110	3134GW6Q4	FEDERAL HOME LOAN MORTGAGE CORP	11/12/2030	1.310	25,000,000.00	25,000,000.00	25,000,000.00	19,896,525.00
1074294552	3134GYM8	FEDERAL HOME LOAN MORTGAGE CORP	08/09/2027	5.600	25,000,000.00	25,000,000.00	25,000,000.00	24,818,325.00
821809642	3134GWSX5	FEDERAL HOME LOAN MORTGAGE CORP	09/23/2030	1.250	50,000,000.00	50,000,000.00	50,000,000.00	39,848,200.00
984857801	3134GYHL9	FEDERAL HOME LOAN MORTGAGE CORP	02/27/2026	5.250	25,000,000.00	25,000,000.00	25,000,000.00	24,834,750.00
1205059830	3134H1TM5	FEDERAL HOME LOAN MORTGAGE CORP	02/21/2029	5.500	25,000,000.00	25,000,000.00	25,000,000.00	24,772,750.00
944765043	3134GY5A6	FEDERAL HOME LOAN MORTGAGE CORP	12/12/2025	5.200	25,000,000.00	25,000,000.00	25,000,000.00	24,856,450.00
821809657	3134GVGM4	FEDERAL HOME LOAN MORTGAGE CORP	03/17/2026	1.000	50,000,000.00	50,000,000.00	50,000,000.00	46,334,500.00
906927716	3134GXQ80	FEDERAL HOME LOAN MORTGAGE CORP	08/29/2025	3.750	25,000,000.00	25,000,000.00	25,000,000.00	24,565,000.00
985496356	3134GYHY1	FEDERAL HOME LOAN MORTGAGE CORP	02/27/2026	5.300	25,000,000.00	25,000,000.00	25,000,000.00	24,843,500.00
1049558303	3134GYU91	FEDERAL HOME LOAN MORTGAGE CORP	06/28/2027	5.700	25,000,000.00	25,000,000.00	25,000,000.00	24,845,200.00
821810506	3134GWZN9	FEDERAL HOME LOAN MORTGAGE CORP	10/28/2030	1.300	50,000,000.00	50,000,000.00	50,000,000.00	39,829,350.00
821810691	3134GVTY4	FEDERAL HOME LOAN MORTGAGE CORP	05/27/2027	1.050	50,000,000.00	50,000,000.00	50,000,000.00	44,552,250.00
821809599	3134GWQ33	FEDERAL HOME LOAN MORTGAGE CORP	09/28/2028	1.000	50,000,000.00	50,000,000.00	50,000,000.00	42,306,950.00
821810463	3134GWZF6	FEDERAL HOME LOAN MORTGAGE CORP	10/21/2030	1.290	50,000,000.00	50,000,000.00	50,000,000.00	39,831,800.00
1140382653	3134H1KQ5	FEDERAL HOME LOAN MORTGAGE CORP	11/27/2028	5.620	50,000,000.00	50,000,000.00	50,000,000.00	49,965,500.00
1039942681	3134GYSZ6	FEDERAL HOME LOAN MORTGAGE CORP	05/22/2026	5.480	50,000,000.00	50,000,000.00	50,000,000.00	49,791,000.00
1256331562	3134H1M75	FEDERAL HOME LOAN MORTGAGE CORP	04/25/2029	5.750	50,000,000.00	50,000,000.00	50,000,000.00	50,000,000.00
907051190	3134GXY40	FEDERAL HOME LOAN MORTGAGE CORP	09/19/2025	4.100	25,000,000.00	25,000,000.00	25,000,000.00	24,642,450.00
821809653	3134GWDM5	FEDERAL HOME LOAN MORTGAGE CORP	07/29/2027	0.830	50,000,000.00	50,000,000.00	50,000,000.00	43,827,150.00
821810448	3134GXEN0	FEDERAL HOME LOAN MORTGAGE CORP	11/23/2032	1.420	50,000,000.00	50,000,000.00	50,000,000.00	37,065,850.00
1156429720	3134H1LU5	FEDERAL HOME LOAN MORTGAGE CORP	12/18/2026	5.340	25,000,000.00	25,000,000.00	25,000,000.00	24,538,500.00
965758754	3134GYCR1	FEDERAL HOME LOAN MORTGAGE CORP	01/27/2026	5.310	25,000,000.00	25,000,000.00	25,000,000.00	24,849,000.00

LOS ANGELES COUNTY TREASURER  
TREASURER PORTFOLIO COMPARED TO MARKET VALUE  
FOR THE PERIOD: APRIL 1, 2024 TO APRIL 30, 2024  
FUND: POOLED SURPLUS INVESTMENTS  
ATTACHMENT X

Security ID	CUSIP	Description	Maturity Date	Face Rate	PAR	Amortized Cost	Historical Cost	Market Value
994248766	3134GYLB6	FEDERAL HOME LOAN MORTGAGE CORP	06/15/2026	5.700	25,000,000.00	25,000,000.00	25,000,000.00	24,936,800.00
104037757	3134GYT69	FEDERAL HOME LOAN MORTGAGE CORP	05/21/2027	5.550	50,000,000.00	50,000,000.00	50,000,000.00	49,687,200.00
1185927296	3134H1QC0	FEDERAL HOME LOAN MORTGAGE CORP	01/29/2029	5.200	50,000,000.00	50,000,000.00	50,000,000.00	49,530,500.00
821809552	3134GVZ50	FEDERAL HOME LOAN MORTGAGE CORP	12/26/2025	0.750	50,000,000.00	50,000,000.00	50,000,000.00	46,491,100.00
1019882746	3134GYPS5	FEDERAL HOME LOAN MORTGAGE CORP	04/26/2027	5.300	50,000,000.00	50,000,000.00	50,000,000.00	49,478,300.00
821809212	3134GXAQ7	FEDERAL HOME LOAN MORTGAGE CORP	11/23/2032	1.500	50,000,000.00	50,000,000.00	50,000,000.00	37,339,800.00
992531400	3134GYKU5	FEDERAL HOME LOAN MORTGAGE CORP	03/13/2026	5.650	25,000,000.00	25,000,000.00	25,000,000.00	24,916,825.00
821810368	3134GXFD1	FEDERAL HOME LOAN MORTGAGE CORP	12/02/2031	1.400	50,000,000.00	50,000,000.00	50,000,000.00	38,433,850.00
986881919	3134GYJT0	FEDERAL HOME LOAN MORTGAGE CORP	03/04/2026	5.350	25,000,000.00	25,000,000.00	25,000,000.00	24,868,750.00
821810803	3134GXEZ3	FEDERAL HOME LOAN MORTGAGE CORP	12/09/2030	1.220	50,000,000.00	50,000,000.00	50,000,000.00	39,422,550.00
821808975	3134GW6M3	FEDERAL HOME LOAN MORTGAGE CORP	11/04/2032	1.500	50,000,000.00	50,000,000.00	50,000,000.00	37,492,300.00
1176681099	3134H1NU3	FEDERAL HOME LOAN MORTGAGE CORP	01/29/2029	5.280	50,000,000.00	50,000,000.00	50,000,000.00	49,581,500.00
1114129013	3134H1FL2	FEDERAL HOME LOAN MORTGAGE CORP	10/25/2027	5.900	25,000,000.00	25,000,000.00	25,000,000.00	24,930,250.00
821809089	3134GVS58	FEDERAL HOME LOAN MORTGAGE CORP	06/23/2027	1.000	25,000,000.00	25,000,000.00	25,000,000.00	22,186,475.00
1027066719	3134GYRF1	FEDERAL HOME LOAN MORTGAGE CORP	05/17/2027	5.500	25,000,000.00	25,000,000.00	25,000,000.00	24,822,650.00
821809649	3134GVSP4	FEDERAL HOME LOAN MORTGAGE CORP	05/27/2025	0.770	50,000,000.00	50,000,000.00	50,000,000.00	47,684,100.00
1103463496	3134H1DB6	FEDERAL HOME LOAN MORTGAGE CORP	09/27/2027	5.755	50,000,000.00	50,000,000.00	50,000,000.00	49,708,500.00
821810465	3134GWZH2	FEDERAL HOME LOAN MORTGAGE CORP	10/28/2030	1.300	50,000,000.00	50,000,000.00	50,000,000.00	39,829,350.00
1213323977	3134H1VS9	FEDERAL HOME LOAN MORTGAGE CORP	03/12/2029	5.520	25,000,000.00	25,000,000.00	25,000,000.00	24,785,000.00
1020655036	3134GYPW6	FEDERAL HOME LOAN MORTGAGE CORP	04/26/2027	5.360	50,000,000.00	50,000,000.00	50,000,000.00	49,553,050.00
821810760	3134GWXQ4	FEDERAL HOME LOAN MORTGAGE CORP	10/22/2030	1.250	50,000,000.00	50,000,000.00	50,000,000.00	39,721,350.00
956934711	3134GYAV4	FEDERAL HOME LOAN MORTGAGE CORP	12/26/2025	5.120	25,000,000.00	25,000,000.00	25,000,000.00	24,813,275.00
821809122	3136G42S1	FEDERAL NATIONAL MORTGAGE ASSOCIATION	09/11/2030	1.120	25,000,000.00	25,000,000.00	25,000,000.00	19,721,400.00
1114139739	3135GAJW2	FEDERAL NATIONAL MORTGAGE ASSOCIATION	10/23/2028	6.000	50,000,000.00	50,000,000.00	50,000,000.00	50,293,000.00
1151420427	3135GAKJ9	FEDERAL NATIONAL MORTGAGE ASSOCIATION	06/06/2025	5.360	50,000,000.00	50,000,000.00	50,000,000.00	49,960,500.00
821809178	3135GA2D2	FEDERAL NATIONAL MORTGAGE ASSOCIATION	10/28/2030	1.260	50,000,000.00	50,000,000.00	50,000,000.00	39,654,100.00
821809223	3136G4R88	FEDERAL NATIONAL MORTGAGE ASSOCIATION	08/26/2030	1.180	50,000,000.00	50,000,000.00	50,000,000.00	39,672,300.00
1011404540	3135GAG21	FEDERAL NATIONAL MORTGAGE ASSOCIATION	03/27/2026	5.300	25,000,000.00	25,000,000.00	25,000,000.00	24,945,900.00
821809163	3136G45T6	FEDERAL NATIONAL MORTGAGE ASSOCIATION	10/28/2030	1.200	50,000,000.00	50,000,000.00	50,000,000.00	39,487,000.00
821809120	3136G4E33	FEDERAL NATIONAL MORTGAGE ASSOCIATION	07/30/2027	0.875	25,000,000.00	25,000,000.00	25,000,000.00	21,945,000.00
821809660	3135G05Q2	FEDERAL NATIONAL MORTGAGE ASSOCIATION	08/05/2030	0.875	50,000,000.00	49,591,652.83	49,361,500.00	39,617,400.00
821809604	3135G05Q2	FEDERAL NATIONAL MORTGAGE ASSOCIATION	08/05/2030	0.875	50,000,000.00	49,302,583.41	48,940,000.00	39,617,400.00
1011404538	3135GAFZ9	FEDERAL NATIONAL MORTGAGE ASSOCIATION	04/10/2026	5.250	50,000,000.00	50,000,000.00	50,000,000.00	49,945,900.00
1235387986	3135GAQQ7	FEDERAL NATIONAL MORTGAGE ASSOCIATION	04/09/2029	5.480	50,000,000.00	50,000,000.00	50,000,000.00	49,779,000.00
821809077	3135GACP4	FEDERAL NATIONAL MORTGAGE ASSOCIATION	01/27/2033	1.610	50,000,000.00	50,000,000.00	50,000,000.00	37,710,450.00
821809176	3135GA6X4	FEDERAL NATIONAL MORTGAGE ASSOCIATION	12/09/2030	1.240	50,000,000.00	50,000,000.00	50,000,000.00	39,432,500.00
821809182	3135GAC41	FEDERAL NATIONAL MORTGAGE ASSOCIATION	12/10/2030	1.330	50,000,000.00	50,000,000.00	50,000,000.00	39,683,600.00
821809602	3135G05Q2	FEDERAL NATIONAL MORTGAGE ASSOCIATION	08/05/2030	0.875	50,000,000.00	49,408,868.64	49,085,000.00	39,617,400.00
1202172677	3135GAP54	FEDERAL NATIONAL MORTGAGE ASSOCIATION	02/14/2029	5.460	25,000,000.00	25,000,000.00	25,000,000.00	24,744,250.00
1138375748	3135GAK91	FEDERAL NATIONAL MORTGAGE ASSOCIATION	11/27/2028	5.730	50,000,000.00	50,000,000.00	50,000,000.00	49,706,000.00
821809656	3135GACK5	FEDERAL NATIONAL MORTGAGE ASSOCIATION	01/27/2032	1.310	50,000,000.00	50,000,000.00	50,000,000.00	38,140,950.00
1114139737	3135GAJV4	FEDERAL NATIONAL MORTGAGE ASSOCIATION	10/28/2027	5.900	50,000,000.00	50,000,000.00	50,000,000.00	50,267,000.00
821809503	3135GAAK7	FEDERAL NATIONAL MORTGAGE ASSOCIATION	12/17/2030	1.300	25,000,000.00	24,991,713.46	24,987,500.00	19,786,800.00
821809180	3135GA4C2	FEDERAL NATIONAL MORTGAGE ASSOCIATION	11/18/2030	1.320	50,000,000.00	50,000,000.00	50,000,000.00	39,849,700.00
1242656309	3135GAR37	FEDERAL NATIONAL MORTGAGE ASSOCIATION	04/16/2029	5.320	50,000,000.00	50,000,000.00	50,000,000.00	49,824,500.00
1152656292	3135GAKK6	FEDERAL NATIONAL MORTGAGE ASSOCIATION	12/06/2024	5.520	50,000,000.00	50,000,000.00	50,000,000.00	49,960,000.00
821809172	3135GA3T6	FEDERAL NATIONAL MORTGAGE ASSOCIATION	11/25/2030	1.240	50,000,000.00	50,000,000.00	50,000,000.00	39,598,950.00
1182264647	3135GAM73	FEDERAL NATIONAL MORTGAGE ASSOCIATION	01/17/2029	5.125	25,000,000.00	25,000,000.00	25,000,000.00	24,593,500.00
1159941295	3135GAKR1	FEDERAL NATIONAL MORTGAGE ASSOCIATION	12/27/2024	5.190	50,000,000.00	50,000,000.00	50,000,000.00	49,931,500.00
1251220781	3135GARM5	FEDERAL NATIONAL MORTGAGE ASSOCIATION	04/24/2029	5.750	25,000,000.00	25,000,000.00	25,000,000.00	24,950,750.00
1189533957	3135GAMR9	FEDERAL NATIONAL MORTGAGE ASSOCIATION	01/30/2029	5.200	25,000,000.00	25,000,000.00	25,000,000.00	24,685,750.00
1215301249	3135GAPZ8	FEDERAL NATIONAL MORTGAGE ASSOCIATION	03/06/2028	5.400	25,000,000.00	25,000,000.00	25,000,000.00	24,799,750.00
1214367400	3135GAPU9	FEDERAL NATIONAL MORTGAGE ASSOCIATION	03/04/2027	5.300	25,000,000.00	25,000,000.00	25,000,000.00	24,837,750.00
821809185	3136G4J76	FEDERAL NATIONAL MORTGAGE ASSOCIATION	10/28/2032	1.450	50,000,000.00	50,000,000.00	50,000,000.00	37,425,900.00
821809217	3135GAAF8	FEDERAL NATIONAL MORTGAGE ASSOCIATION	12/08/2028	0.950	50,000,000.00	50,000,000.00	50,000,000.00	41,754,050.00
821809183	3135GACG4	FEDERAL NATIONAL MORTGAGE ASSOCIATION	01/20/2033	1.360	50,000,000.00	50,000,000.00	50,000,000.00	36,853,900.00
1141009817	3135GAKE0	FEDERAL NATIONAL MORTGAGE ASSOCIATION	11/27/2028	5.650	50,000,000.00	50,000,000.00	50,000,000.00	49,750,000.00
1200783200	3135GANW7	FEDERAL NATIONAL MORTGAGE ASSOCIATION	02/20/2029	5.280	25,000,000.00	25,000,000.00	25,000,000.00	24,659,500.00
821809189	3135GA4B4	FEDERAL NATIONAL MORTGAGE ASSOCIATION	11/23/2032	1.500	50,000,000.00	50,000,000.00	50,000,000.00	37,549,100.00
1153537814	3135GAKL4	FEDERAL NATIONAL MORTGAGE ASSOCIATION	12/10/2024	5.320	50,000,000.00	50,000,000.00	50,000,000.00	49,951,000.00
1235387988	3135GAQQ7	FEDERAL NATIONAL MORTGAGE ASSOCIATION	04/09/2029	5.480	50,000,000.00	50,000,000.00	50,000,000.00	49,779,000.00
821809652	3135GACK5	FEDERAL NATIONAL MORTGAGE ASSOCIATION	01/27/2032	1.310	50,000,000.00	50,000,000.00	50,000,000.00	38,140,950.00
821809075	3136G42K8	FEDERAL NATIONAL MORTGAGE ASSOCIATION	08/27/2032	1.220	49,250,000.00	48,816,380.90	48,634,375.00	36,458,002.00
1019326620	3135GAGR6	FEDERAL NATIONAL MORTGAGE ASSOCIATION	04/26/2027	5.150	50,000,000.00	50,000,000.00	50,000,000.00	49,937,300.00
1222217942	3135GAQ95	FEDERAL NATIONAL MORTGAGE ASSOCIATION	03/20/2025	5.200	25,000,000.00	25,000,000.00	25,000,000.00	24,924,250.00
821809118	3135G05Q2	FEDERAL NATIONAL MORTGAGE ASSOCIATION	08/05/2030	0.875	25,000,000.00	24,578,177.01	24,355,000.00	19,808,700.00
1028476430	3135GAHG9	FEDERAL NATIONAL MORTGAGE ASSOCIATION	05/03/2027	5.500	25,000,000.00	25,000,000.00	25,000,000.00	24,998,450.00
821809213	3136G4YZ0	FEDERAL NATIONAL MORTGAGE ASSOCIATION	07/09/2026	0.820	50,000,000.00	50,000,000.00	50,000,000.00	45,510,500.00
1153537816	3135GAKM2	FEDERAL NATIONAL MORTGAGE ASSOCIATION	12/06/2024	5.320	50,000,000.00	50,000,000.00	50,000,000.00	49,960,000.00

**LOS ANGELES COUNTY TREASURER**  
**TREASURER PORTFOLIO COMPARED TO MARKET VALUE**  
**FOR THE PERIOD: APRIL 1, 2024 TO APRIL 30, 2024**  
**FUND: POOLED SURPLUS INVESTMENTS**  
**ATTACHMENT X**

Security ID	CUSIP	Description	Maturity Date	Face Rate	PAR	Amortized Cost	Historical Cost	Market Value
1159941297	3135GAKR1	FEDERAL NATIONAL MORTGAGE ASSOCIATION	12/27/2024	5.190	50,000,000.00	50,000,000.00	50,000,000.00	49,931,500.00
1152656305	3135GAKK6	FEDERAL NATIONAL MORTGAGE ASSOCIATION	12/06/2024	5.320	50,000,000.00	50,000,000.00	50,000,000.00	49,960,000.00
821809116	3135G04Z3	FEDERAL NATIONAL MORTGAGE ASSOCIATION	06/17/2025	0.500	25,000,000.00	24,997,845.90	24,990,500.00	23,735,675.00
821809187	3135GA2E0	FEDERAL NATIONAL MORTGAGE ASSOCIATION	11/17/2032	1.460	50,000,000.00	50,000,000.00	50,000,000.00	37,400,000.00
1162780219	3135GAKT7	FEDERAL NATIONAL MORTGAGE ASSOCIATION	12/27/2024	5.230	50,000,000.00	50,000,000.00	50,000,000.00	49,926,000.00
1249639093	3135GARL7	FEDERAL NATIONAL MORTGAGE ASSOCIATION	04/23/2029	5.750	25,000,000.00	25,000,000.00	25,000,000.00	24,879,250.00
821809179	3135GA6Z9	FEDERAL NATIONAL MORTGAGE ASSOCIATION	12/09/2030	1.330	50,000,000.00	50,000,000.00	50,000,000.00	39,687,000.00
821809222	3135GAAE1	FEDERAL NATIONAL MORTGAGE ASSOCIATION	12/08/2028	1.000	50,000,000.00	50,000,000.00	50,000,000.00	41,857,000.00
1247082997	3135GARF0	FEDERAL NATIONAL MORTGAGE ASSOCIATION	04/16/2029	5.700	25,000,000.00	25,000,000.00	25,000,000.00	24,868,250.00
821809177	3135GA2V2	FEDERAL NATIONAL MORTGAGE ASSOCIATION	11/18/2030	1.270	50,000,000.00	50,000,000.00	50,000,000.00	39,708,600.00
821809162	3136G43U5	FEDERAL NATIONAL MORTGAGE ASSOCIATION	09/27/2030	1.200	50,000,000.00	50,000,000.00	50,000,000.00	39,600,650.00
821809190	3135GA4A6	FEDERAL NATIONAL MORTGAGE ASSOCIATION	11/16/2032	1.500	50,000,000.00	50,000,000.00	50,000,000.00	37,541,550.00
821809218	3136G4YY3	FEDERAL NATIONAL MORTGAGE ASSOCIATION	07/15/2027	0.950	50,000,000.00	50,000,000.00	50,000,000.00	44,067,100.00
821809502	3136G4U68	FEDERAL NATIONAL MORTGAGE ASSOCIATION	08/27/2030	1.250	25,000,000.00	25,000,000.00	25,000,000.00	19,929,550.00
821809168	3136G42K8	FEDERAL NATIONAL MORTGAGE ASSOCIATION	08/27/2032	1.220	50,000,000.00	49,560,083.32	49,375,000.00	37,013,200.00
1141009822	3135GAKD2	FEDERAL NATIONAL MORTGAGE ASSOCIATION	11/27/2028	5.640	50,000,000.00	50,000,000.00	50,000,000.00	49,963,500.00
1195429417	3135GANB3	FEDERAL NATIONAL MORTGAGE ASSOCIATION	02/14/2029	5.250	25,000,000.00	25,000,000.00	25,000,000.00	24,374,500.00
1151420430	3135GAKH3	FEDERAL NATIONAL MORTGAGE ASSOCIATION	06/06/2025	5.350	50,000,000.00	50,000,000.00	50,000,000.00	49,956,500.00
821809181	3135GAA84	FEDERAL NATIONAL MORTGAGE ASSOCIATION	12/16/2031	1.350	50,000,000.00	50,000,000.00	50,000,000.00	38,404,400.00
821810668	3135G05C3	FEDERAL NATIONAL MORTGAGE ASSOCIATION	06/30/2025	0.750	21,000,000.00	21,000,000.00	21,000,000.00	19,951,071.00
1195429415	3135GANA5	FEDERAL NATIONAL MORTGAGE ASSOCIATION	02/14/2029	5.250	25,000,000.00	25,000,000.00	25,000,000.00	24,778,750.00
1114139738	3135GAJY8	FEDERAL NATIONAL MORTGAGE ASSOCIATION	10/25/2027	5.900	50,000,000.00	50,000,000.00	50,000,000.00	50,174,000.00
821809186	3136G47K3	FEDERAL NATIONAL MORTGAGE ASSOCIATION	10/28/2031	1.365	50,000,000.00	50,000,000.00	50,000,000.00	38,633,500.00
1201526194	3135GANX5	FEDERAL NATIONAL MORTGAGE ASSOCIATION	02/26/2029	5.400	25,000,000.00	25,000,000.00	25,000,000.00	24,839,750.00
1159941294	3135GAKS9	FEDERAL NATIONAL MORTGAGE ASSOCIATION	12/27/2024	5.220	50,000,000.00	50,000,000.00	50,000,000.00	49,931,500.00
1182264649	3135GAM24	FEDERAL NATIONAL MORTGAGE ASSOCIATION	01/10/2029	5.030	50,000,000.00	50,000,000.00	50,000,000.00	49,101,000.00
821809184	3135GA6T3	FEDERAL NATIONAL MORTGAGE ASSOCIATION	12/16/2031	1.360	50,000,000.00	50,000,000.00	50,000,000.00	38,436,350.00
821809500	3136G4R88	FEDERAL NATIONAL MORTGAGE ASSOCIATION	08/26/2030	1.180	25,000,000.00	25,000,000.00	25,000,000.00	19,836,150.00
821809597	3135G05Q2	FEDERAL NATIONAL MORTGAGE ASSOCIATION	08/05/2030	0.875	50,000,000.00	49,391,920.25	49,058,500.00	39,617,400.00
1159941292	3135GAKS9	FEDERAL NATIONAL MORTGAGE ASSOCIATION	12/27/2024	5.220	50,000,000.00	50,000,000.00	50,000,000.00	49,931,500.00
821809175	3136G43V3	FEDERAL NATIONAL MORTGAGE ASSOCIATION	09/27/2030	1.250	50,000,000.00	50,000,000.00	50,000,000.00	39,738,350.00
1178100559	3135GALV1	FEDERAL NATIONAL MORTGAGE ASSOCIATION	01/29/2029	5.080	50,000,000.00	50,000,000.00	50,000,000.00	49,149,000.00
1153537815	3135GAKL4	FEDERAL NATIONAL MORTGAGE ASSOCIATION	12/10/2024	5.320	50,000,000.00	50,000,000.00	50,000,000.00	49,951,000.00
821809188	3135GA2C4	FEDERAL NATIONAL MORTGAGE ASSOCIATION	11/18/2032	1.450	50,000,000.00	50,000,000.00	50,000,000.00	37,362,650.00
1194585799	3135GAN31	FEDERAL NATIONAL MORTGAGE ASSOCIATION	02/14/2029	5.200	25,000,000.00	25,000,000.00	25,000,000.00	24,767,500.00
821809227	3135GA5Z0	FEDERAL NATIONAL MORTGAGE ASSOCIATION	12/08/2032	1.515	50,000,000.00	50,000,000.00	50,000,000.00	37,525,900.00
1153537817	3135GAKM2	FEDERAL NATIONAL MORTGAGE ASSOCIATION	12/06/2024	5.320	50,000,000.00	50,000,000.00	50,000,000.00	49,960,000.00
821809214	3136G4YQ0	FEDERAL NATIONAL MORTGAGE ASSOCIATION	07/09/2025	0.710	50,000,000.00	50,000,000.00	50,000,000.00	47,495,100.00
1178734137	3135GALX7	FEDERAL NATIONAL MORTGAGE ASSOCIATION	01/29/2029	5.100	50,000,000.00	50,000,000.00	50,000,000.00	49,170,000.00
1187349647	313312ZG8	FEDERAL FARM CREDIT BANKS FUNDING CORP	07/12/2024	5.020	50,000,000.00	49,498,000.00	48,821,694.44	49,466,000.00
1146669211	313312XB1	FEDERAL FARM CREDIT BANKS FUNDING CORP	05/20/2024	5.210	50,000,000.00	49,862,513.89	48,740,916.67	49,846,500.00
1201525398	313312AA2	FEDERAL FARM CREDIT BANKS FUNDING CORP	08/01/2024	5.100	25,000,000.00	24,674,166.67	24,397,916.67	24,662,500.00
1254954672	313312A34	FEDERAL FARM CREDIT BANKS FUNDING CORP	07/31/2024	5.220	50,000,000.00	49,340,250.00	49,282,250.00	49,329,000.00
1143702885	313312WH9	FEDERAL FARM CREDIT BANKS FUNDING CORP	05/02/2024	5.210	50,000,000.00	49,992,763.89	48,827,750.00	49,978,000.00
1210762995	313312XT2	FEDERAL FARM CREDIT BANKS FUNDING CORP	06/05/2024	5.230	25,000,000.00	24,872,881.95	24,636,805.56	24,864,500.00
1223951477	313312BA1	FEDERAL FARM CREDIT BANKS FUNDING CORP	08/09/2024	5.120	50,000,000.00	48,889,888.89	48,933,333.33	49,267,500.00
1147280721	313312XD7	FEDERAL FARM CREDIT BANKS FUNDING CORP	05/22/2024	5.200	50,000,000.00	49,848,333.33	48,736,111.11	49,831,500.00
1245939485	313312H29	FEDERAL FARM CREDIT BANKS FUNDING CORP	09/24/2024	5.130	15,000,000.00	14,687,925.00	14,640,900.00	14,682,450.00
1242651759	313312F39	FEDERAL FARM CREDIT BANKS FUNDING CORP	09/09/2024	5.110	50,000,000.00	49,070,263.89	48,871,541.67	49,048,500.00
1257862195	313312J84	FEDERAL FARM CREDIT BANKS FUNDING CORP	10/08/2024	5.170	25,000,000.00	24,425,555.56	24,407,604.17	24,419,500.00
1165120703	313312XK1	FEDERAL FARM CREDIT BANKS FUNDING CORP	05/28/2024	5.070	50,000,000.00	49,809,875.00	48,887,416.67	49,788,000.00
1236937617	313312XZ8	FEDERAL FARM CREDIT BANKS FUNDING CORP	06/11/2024	5.230	50,000,000.00	49,702,180.55	49,455,208.33	49,685,000.00
1213311339	313312ZU7	FEDERAL FARM CREDIT BANKS FUNDING CORP	07/24/2024	5.170	50,000,000.00	49,396,833.33	48,937,277.78	49,379,500.00
1257862191	313312A34	FEDERAL FARM CREDIT BANKS FUNDING CORP	07/31/2024	5.200	50,000,000.00	49,342,777.78	49,306,666.67	49,329,000.00
1259332198	313312C32	FEDERAL FARM CREDIT BANKS FUNDING CORP	08/16/2024	5.230	25,000,000.00	24,611,381.94	24,607,750.00	25,000,000.00
1163564646	313312YC8	FEDERAL FARM CREDIT BANKS FUNDING CORP	06/14/2024	5.090	21,000,000.00	20,869,356.67	20,474,457.50	20,858,460.00
1197358648	313312ZF0	FEDERAL FARM CREDIT BANKS FUNDING CORP	07/11/2024	5.070	25,000,000.00	24,750,020.83	24,454,270.83	24,736,750.00
1189533958	313312ZK9	FEDERAL FARM CREDIT BANKS FUNDING CORP	07/15/2024	5.000	25,000,000.00	24,739,583.33	24,416,666.67	24,722,250.00
1257862183	313312A34	FEDERAL FARM CREDIT BANKS FUNDING CORP	07/31/2024	5.200	50,000,000.00	49,342,777.78	49,306,666.67	49,329,000.00
1236937621	313312XZ8	FEDERAL FARM CREDIT BANKS FUNDING CORP	06/11/2024	5.230	50,000,000.00	49,702,180.55	49,455,208.33	49,685,000.00
1196589708	313312AA2	FEDERAL FARM CREDIT BANKS FUNDING CORP	08/01/2024	5.050	50,000,000.00	49,354,722.22	48,758,541.67	49,325,000.00
1257862198	313312J84	FEDERAL FARM CREDIT BANKS FUNDING CORP	10/08/2024	5.170	50,000,000.00	48,851,111.11	48,815,208.33	48,839,000.00
1241572236	313384XV6	FEDERAL HOME LOAN BANKS	06/07/2024	5.200	50,000,000.00	49,732,777.78	49,523,333.33	49,714,800.00
1245939486	313384YS2	FEDERAL HOME LOAN BANKS	06/28/2024	5.185	50,000,000.00	49,582,319.45	49,423,888.89	49,560,500.00
1229748366	313384WW5	FEDERAL HOME LOAN BANKS	05/15/2024	5.245	50,000,000.00	49,898,013.89	49,592,055.56	49,882,900.00
1245270923	313384XV6	FEDERAL HOME LOAN BANKS	06/07/2024	5.210	50,000,000.00	49,732,263.89	49,565,833.33	49,714,800.00
1235365094	313384XM6	FEDERAL HOME LOAN BANKS	05/30/2024	5.210	50,000,000.00	49,790,152.78	49,529,652.78	49,773,000.00
1177441017	313384WP0	FEDERAL HOME LOAN BANKS	05/08/2024	5.191	50,000,000.00	49,949,531.94	49,142,043.06	49,941,300.00
1245270951	313384XB0	FEDERAL HOME LOAN BANKS	05/20/2024	5.250	50,000,000.00	49,861,458.33	49,693,750.00	49,853,050.00

LOS ANGELES COUNTY TREASURER  
TREASURER PORTFOLIO COMPARED TO MARKET VALUE  
FOR THE PERIOD: APRIL 1, 2024 TO APRIL 30, 2024  
FUND: POOLED SURPLUS INVESTMENTS  
ATTACHMENT X

Security ID	CUSIP	Description	Maturity Date	Face Rate	PAR	Amortized Cost	Historical Cost	Market Value
1199147299	313384WR6	FEDERAL HOME LOAN BANKS	05/10/2024	5.235	50,000,000.00	49,934,562.50	49,338,354.17	49,919,500.00
1190173741	313384WM7	FEDERAL HOME LOAN BANKS	05/06/2024	5.180	50,000,000.00	49,964,027.78	49,302,138.89	49,959,000.00
1224793884	313384XN4	FEDERAL HOME LOAN BANKS	05/31/2024	5.210	39,871,000.00	39,697,893.41	39,415,152.64	39,684,244.24
1245270925	313384XV6	FEDERAL HOME LOAN BANKS	06/07/2024	5.210	50,000,000.00	49,732,263.89	49,565,833.33	49,714,800.00
1177441015	313384WP0	FEDERAL HOME LOAN BANKS	05/08/2024	5.191	50,000,000.00	49,949,531.94	49,142,043.06	49,941,300.00
1245270940	313384XB0	FEDERAL HOME LOAN BANKS	05/20/2024	5.250	50,000,000.00	49,861,458.33	49,693,750.00	49,853,050.00
1246434259	313384XC8	FEDERAL HOME LOAN BANKS	05/21/2024	5.260	50,000,000.00	49,853,888.89	49,700,472.22	49,839,000.00
1256327594	313384ZW2	FEDERAL HOME LOAN BANKS	07/26/2024	5.260	50,000,000.00	49,371,722.22	49,335,194.44	49,365,050.00
1207761575	313384XF1	FEDERAL HOME LOAN BANKS	05/24/2024	5.190	20,343,000.00	20,275,546.00	20,070,251.23	20,268,544.62
1226785509	313384YJ2	FEDERAL HOME LOAN BANKS	06/20/2024	5.190	50,000,000.00	49,639,583.34	49,400,791.67	49,619,050.00
1185915850	313384XB0	FEDERAL HOME LOAN BANKS	05/20/2024	5.125	50,000,000.00	49,864,756.94	49,167,187.50	49,853,050.00
1210763002	313384XB0	FEDERAL HOME LOAN BANKS	05/20/2024	5.210	50,000,000.00	49,862,513.89	49,392,166.67	49,853,050.00
1236937631	313384WP0	FEDERAL HOME LOAN BANKS	05/08/2024	5.250	22,340,000.00	22,317,194.58	22,206,425.42	22,313,772.84
1251776849	313384ZC6	FEDERAL HOME LOAN BANKS	07/08/2024	5.190	50,000,000.00	49,509,833.34	49,423,888.89	49,495,000.00
1203356525	313384WY1	FEDERAL HOME LOAN BANKS	05/17/2024	5.225	50,000,000.00	49,883,888.89	49,339,618.06	49,868,250.00
1201525394	313384XB0	FEDERAL HOME LOAN BANKS	05/20/2024	5.190	32,138,000.00	32,049,968.66	31,688,576.85	32,043,546.42
1225612097	313384XU8	FEDERAL HOME LOAN BANKS	06/06/2024	5.200	50,000,000.00	49,740,000.00	49,393,333.33	49,721,500.00
1245939484	313384YS2	FEDERAL HOME LOAN BANKS	06/28/2024	5.185	50,000,000.00	49,582,319.45	49,423,888.89	49,560,500.00
1193064185	313384WJ4	FEDERAL HOME LOAN BANKS	05/03/2024	5.204	50,000,000.00	49,985,544.44	49,342,272.22	49,970,700.00
1251776847	313384YX1	FEDERAL HOME LOAN BANKS	07/03/2024	5.185	50,000,000.00	49,546,312.50	49,445,493.06	49,531,000.00
1253964803	313384YV5	FEDERAL HOME LOAN BANKS	07/01/2024	5.235	29,970,000.00	29,704,153.62	29,664,930.38	29,698,052.22
1247860509	313384YP8	FEDERAL HOME LOAN BANKS	06/25/2024	5.250	50,000,000.00	49,598,958.34	49,460,416.67	49,582,500.00
1203356523	313384YC7	FEDERAL HOME LOAN BANKS	06/14/2024	5.215	50,000,000.00	49,681,305.56	49,138,076.39	49,663,000.00
1236937629	313384XT1	FEDERAL HOME LOAN BANKS	06/05/2024	5.205	50,000,000.00	49,746,979.17	49,501,187.50	49,729,000.00
1231479033	313384YK9	FEDERAL HOME LOAN BANKS	06/21/2024	5.229	50,000,000.00	49,629,612.50	49,339,112.50	49,611,700.00
12515297655	313384XN4	FEDERAL HOME LOAN BANKS	05/31/2024	5.225	50,000,000.00	49,782,291.67	49,339,618.06	49,765,800.00
1252504696	313384ZK8	FEDERAL HOME LOAN BANKS	07/15/2024	5.220	50,000,000.00	49,456,250.00	49,362,000.00	49,446,200.00
1236937620	313384WP0	FEDERAL HOME LOAN BANKS	05/08/2024	5.250	50,000,000.00	49,948,958.33	49,701,041.67	49,941,300.00
1251214773	313384ZM4	FEDERAL HOME LOAN BANKS	07/17/2024	5.248	50,000,000.00	49,438,755.55	49,336,711.11	49,430,000.00
1235365086	313384XM6	FEDERAL HOME LOAN BANKS	05/30/2024	5.210	6,930,000.00	6,900,915.18	6,864,809.88	6,898,537.80
1235365088	313384XD6	FEDERAL HOME LOAN BANKS	05/22/2024	5.250	50,000,000.00	49,846,875.00	49,591,666.67	49,831,650.00
1226785517	313384YJ2	FEDERAL HOME LOAN BANKS	06/20/2024	5.190	50,000,000.00	49,639,583.34	49,300,791.67	49,619,050.00
1259332201	313384ZE2	FEDERAL HOME LOAN BANKS	07/10/2024	5.210	50,000,000.00	49,493,472.22	49,486,236.11	49,480,500.00
1236937633	313384YS2	FEDERAL HOME LOAN BANKS	06/28/2024	5.228	50,000,000.00	49,578,855.55	49,361,022.22	49,560,500.00
1254954676	313384YX1	FEDERAL HOME LOAN BANKS	07/03/2024	5.235	50,000,000.00	49,541,937.50	49,483,770.83	49,531,000.00
1256327595	313384B24	FEDERAL HOME LOAN BANKS	08/07/2024	5.210	50,000,000.00	49,290,861.11	49,247,444.44	49,282,000.00
1236937624	313384YS2	FEDERAL HOME LOAN BANKS	06/28/2024	5.228	50,000,000.00	49,578,855.55	49,361,022.22	49,560,500.00
1257862182	313384A33	FEDERAL HOME LOAN BANKS	07/31/2024	5.195	50,000,000.00	49,343,409.72	49,307,333.33	49,329,000.00
1219605420	313384XT1	FEDERAL HOME LOAN BANKS	06/05/2024	5.228	50,000,000.00	49,745,861.11	49,339,238.89	49,729,000.00
1245270920	313384WU9	FEDERAL HOME LOAN BANKS	05/13/2024	5.250	50,000,000.00	49,912,500.00	49,744,791.67	49,897,550.00
1197358625	313384WU9	FEDERAL HOME LOAN BANKS	05/13/2024	5.210	36,661,000.00	36,597,332.06	36,151,656.51	36,585,881.61
1229748371	313384YJ2	FEDERAL HOME LOAN BANKS	06/20/2024	5.235	50,000,000.00	49,636,458.33	49,331,083.33	49,619,050.00
1221237344	313384XB0	FEDERAL HOME LOAN BANKS	05/20/2024	5.200	50,000,000.00	49,862,777.78	49,465,555.56	49,853,050.00
1253208848	313384ZE2	FEDERAL HOME LOAN BANKS	07/10/2024	5.220	30,322,000.00	30,014,231.70	29,961,471.42	30,006,954.42
1247860503	313384XR5	FEDERAL HOME LOAN BANKS	06/03/2024	5.260	50,000,000.00	49,758,916.67	49,620,111.11	49,744,050.00
1245270963	313384WU9	FEDERAL HOME LOAN BANKS	05/13/2024	5.250	50,000,000.00	49,912,500.00	49,744,791.67	49,897,550.00
1245270922	313384YC7	FEDERAL HOME LOAN BANKS	06/14/2024	5.200	50,000,000.00	49,682,222.22	49,516,111.11	49,663,000.00
1246434256	313384XC8	FEDERAL HOME LOAN BANKS	05/21/2024	5.260	50,000,000.00	49,853,888.89	49,700,472.22	49,839,000.00
1207761574	313384XF1	FEDERAL HOME LOAN BANKS	05/24/2024	5.190	50,000,000.00	49,834,208.33	49,329,625.00	49,817,000.00
1256327591	313384ZW2	FEDERAL HOME LOAN BANKS	07/26/2024	5.260	50,000,000.00	49,371,722.22	49,335,194.44	49,365,050.00
1245270924	313384XV6	FEDERAL HOME LOAN BANKS	06/07/2024	5.210	50,000,000.00	49,732,263.89	49,565,833.33	49,714,800.00
1229748367	313384ZM4	FEDERAL HOME LOAN BANKS	07/17/2024	5.206	50,000,000.00	49,443,247.22	49,139,563.89	49,430,000.00
1215297649	313384XN4	FEDERAL HOME LOAN BANKS	05/31/2024	5.225	50,000,000.00	49,782,291.67	49,339,618.06	49,765,800.00
1190173744	313384WG0	FEDERAL HOME LOAN BANKS	05/01/2024	5.203	50,000,000.00	50,000,000.00	49,342,398.61	49,985,500.00
1247860508	313384XR5	FEDERAL HOME LOAN BANKS	06/03/2024	5.260	50,000,000.00	49,758,916.67	49,620,111.11	49,744,050.00
1235365093	313384XD6	FEDERAL HOME LOAN BANKS	05/22/2024	5.250	50,000,000.00	49,846,875.00	49,591,666.67	49,831,650.00
1245270939	313384XB0	FEDERAL HOME LOAN BANKS	05/20/2024	5.250	50,000,000.00	49,861,458.33	49,693,750.00	49,853,050.00
1256327593	313384ZW2	FEDERAL HOME LOAN BANKS	07/26/2024	5.260	50,000,000.00	49,371,722.22	49,335,194.44	49,365,050.00
1231479038	313384YK9	FEDERAL HOME LOAN BANKS	06/21/2024	5.229	50,000,000.00	49,629,612.50	49,339,112.50	49,611,700.00
1209968188	313384WU9	FEDERAL HOME LOAN BANKS	05/13/2024	5.210	50,000,000.00	49,913,166.67	49,421,111.11	49,897,550.00
1226785523	313384XB0	FEDERAL HOME LOAN BANKS	05/20/2024	5.210	45,772,000.00	45,646,139.71	45,334,801.11	45,637,476.09
1223929273	313384YA1	FEDERAL HOME LOAN BANKS	06/12/2024	5.240	50,000,000.00	49,694,333.33	49,337,722.22	49,677,500.00
1214367403	313384WW5	FEDERAL HOME LOAN BANKS	05/15/2024	5.215	50,000,000.00	49,898,597.22	49,449,527.78	49,882,900.00
1177441020	313384WP0	FEDERAL HOME LOAN BANKS	05/08/2024	5.191	50,000,000.00	49,949,531.94	49,142,043.06	49,941,300.00
1257862189	313384A33	FEDERAL HOME LOAN BANKS	07/31/2024	5.195	50,000,000.00	49,343,409.72	49,307,333.33	49,329,000.00
1245270941	313384WU9	FEDERAL HOME LOAN BANKS	05/13/2024	5.250	50,000,000.00	49,912,500.00	49,744,791.67	49,897,550.00
1214367401	313384WW5	FEDERAL HOME LOAN BANKS	05/15/2024	5.215	50,000,000.00	49,898,597.22	49,449,527.78	49,882,900.00
1247860510	313384XZ7	FEDERAL HOME LOAN BANKS	06/11/2024	5.250	48,443,000.00	48,153,351.23	48,019,123.75	48,137,809.10
1190173733	313384WG0	FEDERAL HOME LOAN BANKS	05/01/2024	5.203	50,000,000.00	50,000,000.00	49,342,398.61	49,985,500.00

LOS ANGELES COUNTY TREASURER  
 TREASURER PORTFOLIO COMPARED TO MARKET VALUE  
 FOR THE PERIOD: APRIL 1, 2024 TO APRIL 30, 2024  
 FUND: POOLED SURPLUS INVESTMENTS  
 ATTACHMENT X

Security ID	CUSIP	Description	Maturity Date	Face Rate	PAR	Amortized Cost	Historical Cost	Market Value
1255525379	313384XS3	FEDERAL HOME LOAN BANKS	06/04/2024	5.280	50,000,000.00	49,750,666.66	49,699,333.33	49,736,500.00
1224793887	313384XV6	FEDERAL HOME LOAN BANKS	06/07/2024	5.195	50,000,000.00	49,733,034.72	49,379,486.11	49,714,800.00
1251776848	313384YX1	FEDERAL HOME LOAN BANKS	07/03/2024	5.185	50,000,000.00	49,546,312.50	49,445,493.06	49,531,000.00
1244229505	313384YS2	FEDERAL HOME LOAN BANKS	06/28/2024	5.175	29,125,000.00	28,882,170.32	28,773,315.63	28,868,991.25
1177441018	313384WP0	FEDERAL HOME LOAN BANKS	05/08/2024	5.191	50,000,000.00	49,949,531.94	49,142,043.06	49,941,300.00
1236937634	313384XT1	FEDERAL HOME LOAN BANKS	06/05/2024	5.205	50,000,000.00	49,746,979.17	49,501,187.50	49,729,000.00
1235365087	313384YQ6	FEDERAL HOME LOAN BANKS	06/26/2024	5.224	50,000,000.00	49,593,688.89	49,339,744.44	49,568,500.00
1252504695	313384C31	FEDERAL HOME LOAN BANKS	08/16/2024	5.243	50,000,000.00	49,220,831.94	49,133,448.61	49,217,500.00
1253964802	313384YX1	FEDERAL HOME LOAN BANKS	07/03/2024	5.235	50,000,000.00	49,541,937.50	49,476,500.00	49,531,000.00
1196589702	313384WP0	FEDERAL HOME LOAN BANKS	05/08/2024	5.230	50,000,000.00	49,949,152.78	49,338,986.11	49,941,300.00
1185915849	313384XB0	FEDERAL HOME LOAN BANKS	05/20/2024	5.125	50,000,000.00	49,864,756.94	49,167,187.50	49,853,050.00
1222216589	313384XD6	FEDERAL HOME LOAN BANKS	05/22/2024	5.190	36,899,000.00	36,787,288.28	36,500,029.56	36,774,761.07
1245939494	313384ZE2	FEDERAL HOME LOAN BANKS	07/10/2024	5.225	50,000,000.00	49,492,013.89	49,339,618.06	49,480,500.00
1210762994	313384WU9	FEDERAL HOME LOAN BANKS	05/13/2024	5.215	50,000,000.00	49,913,083.33	49,442,284.72	49,897,550.00
1244229499	313384YS2	FEDERAL HOME LOAN BANKS	06/28/2024	5.175	50,000,000.00	49,583,125.00	49,396,250.00	49,560,500.00
1219605421	313384XT1	FEDERAL HOME LOAN BANKS	06/05/2024	5.228	50,000,000.00	49,745,861.11	49,339,238.89	49,729,000.00
1252504693	313384ZP7	FEDERAL HOME LOAN BANKS	07/19/2024	5.225	50,000,000.00	49,423,409.72	49,335,826.39	49,389,500.00
1203356533	313384WY1	FEDERAL HOME LOAN BANKS	05/17/2024	5.255	50,000,000.00	49,883,888.89	49,339,618.06	49,868,250.00
1221237343	313384XB0	FEDERAL HOME LOAN BANKS	05/20/2024	5.200	30,362,000.00	30,278,673.18	30,037,463.96	30,272,766.08
1210762996	313384XB0	FEDERAL HOME LOAN BANKS	05/20/2024	5.210	50,000,000.00	49,862,513.89	49,392,166.67	49,853,050.00
1235365089	313384YQ6	FEDERAL HOME LOAN BANKS	06/26/2024	5.224	50,000,000.00	49,593,688.89	49,339,744.44	49,568,500.00
1254954675	313384WR6	FEDERAL HOME LOAN BANKS	05/10/2024	5.250	37,429,000.00	37,546,087.06	37,336,207.27	37,368,739.31
1251776842	313384ZC6	FEDERAL HOME LOAN BANKS	07/08/2024	5.190	50,000,000.00	49,509,833.34	49,408,916.67	49,495,000.00
1229748368	313384YJ2	FEDERAL HOME LOAN BANKS	06/20/2024	5.235	50,000,000.00	49,636,458.33	49,331,083.33	49,619,050.00
1245270964	313384XV6	FEDERAL HOME LOAN BANKS	06/07/2024	5.210	50,000,000.00	49,732,263.89	49,565,833.33	49,714,800.00
1236076704	313384WN5	FEDERAL HOME LOAN BANKS	05/07/2024	5.255	37,579,000.00	37,546,087.06	37,354,094.90	37,542,924.16
1247860517	313384YP8	FEDERAL HOME LOAN BANKS	06/25/2024	5.250	50,000,000.00	49,598,958.34	49,460,416.67	49,582,500.00
1256327596	313384ZW2	FEDERAL HOME LOAN BANKS	07/26/2024	5.260	50,000,000.00	49,371,722.22	49,335,194.44	49,365,050.00
1245270921	313384WU9	FEDERAL HOME LOAN BANKS	05/13/2024	5.250	50,000,000.00	49,912,500.00	49,744,791.67	49,897,550.00
1251214772	313384ZP7	FEDERAL HOME LOAN BANKS	07/19/2024	5.190	41,642,000.00	41,167,732.32	41,077,681.50	41,133,551.18
1190173740	313384WJ4	FEDERAL HOME LOAN BANKS	05/03/2024	5.195	39,240,000.00	39,228,674.90	38,707,720.30	39,217,005.36
1245270949	313384XB0	FEDERAL HOME LOAN BANKS	05/20/2024	5.250	50,000,000.00	49,861,458.33	49,693,750.00	49,853,050.00
1235365091	313384ZU6	FEDERAL HOME LOAN BANKS	07/24/2024	5.198	50,000,000.00	49,393,566.67	49,140,886.11	49,379,500.00
1199147300	313384WR6	FEDERAL HOME LOAN BANKS	05/10/2024	5.235	50,000,000.00	49,934,562.50	49,338,354.17	49,919,500.00
1219605419	313384XT1	FEDERAL HOME LOAN BANKS	06/05/2024	5.228	50,000,000.00	49,745,861.11	49,339,238.89	49,729,000.00
1231479015	313396XN8	FEDERAL HOME LOAN MORTGAGE CORP	05/31/2024	5.195	50,000,000.00	49,783,541.67	49,487,715.28	49,766,000.00
1247864298	313588XF7	FEDERAL NATIONAL MORTGAGE ASSOCIATION	05/24/2024	5.215	50,000,000.00	49,833,409.72	49,695,791.67	49,817,000.00
1232432797	313588WJ0	FEDERAL NATIONAL MORTGAGE ASSOCIATION	05/03/2024	5.210	50,000,000.00	49,985,527.78	49,717,791.67	49,970,500.00
1251792918	313588YS8	FEDERAL NATIONAL MORTGAGE ASSOCIATION	06/28/2024	5.175	50,000,000.00	49,583,125.00	49,482,500.00	49,560,500.00
1249633863	313588XU4	FEDERAL NATIONAL MORTGAGE ASSOCIATION	06/06/2024	5.210	50,000,000.00	49,739,500.00	49,623,722.22	49,721,500.00
1229038371	313588WQ4	FEDERAL NATIONAL MORTGAGE ASSOCIATION	05/09/2024	5.205	50,000,000.00	49,942,166.67	49,624,083.33	49,927,000.00
1222216592	313588WR2	FEDERAL NATIONAL MORTGAGE ASSOCIATION	05/10/2024	5.175	50,000,000.00	49,935,312.50	49,547,187.50	49,919,500.00
1249633867	313588XM2	FEDERAL NATIONAL MORTGAGE ASSOCIATION	05/30/2024	5.210	50,000,000.00	49,790,152.78	49,674,375.00	49,773,000.00
1232432798	313588WJ0	FEDERAL NATIONAL MORTGAGE ASSOCIATION	05/03/2024	5.210	50,000,000.00	49,985,527.78	49,717,791.67	49,970,500.00
1247864299	313588XF7	FEDERAL NATIONAL MORTGAGE ASSOCIATION	05/24/2024	5.215	50,000,000.00	49,833,409.72	49,695,791.67	49,817,000.00
1247082999	313588YX7	FEDERAL NATIONAL MORTGAGE ASSOCIATION	07/03/2024	5.170	50,000,000.00	49,547,625.00	49,404,013.89	49,531,000.00
1215297645	313588WG6	FEDERAL NATIONAL MORTGAGE ASSOCIATION	05/01/2024	5.185	50,000,000.00	50,000,000.00	49,553,513.89	49,985,500.00
1251792917	313588YS8	FEDERAL NATIONAL MORTGAGE ASSOCIATION	06/28/2024	5.175	50,000,000.00	49,583,125.00	49,482,500.00	49,560,500.00
1215297647	313588WG6	FEDERAL NATIONAL MORTGAGE ASSOCIATION	05/01/2024	5.185	50,000,000.00	50,000,000.00	49,553,513.89	49,985,500.00
1249633864	313588XU4	FEDERAL NATIONAL MORTGAGE ASSOCIATION	06/06/2024	5.210	50,000,000.00	49,739,500.00	49,623,722.22	49,721,500.00
1244240726	313588YK5	FEDERAL NATIONAL MORTGAGE ASSOCIATION	06/21/2024	5.165	50,000,000.00	49,634,145.83	49,447,631.94	49,611,500.00
1239587457	313588YC3	FEDERAL NATIONAL MORTGAGE ASSOCIATION	06/14/2024	5.175	50,000,000.00	49,683,750.00	49,468,125.00	49,649,500.00
<b>AGENCIES TOTAL</b>					<b>30,060,825,444.44</b>	<b>30,011,888,297.97</b>	<b>29,965,438,106.64</b>	<b>27,695,368,404.59</b>
1247864300	05252WVV2	AUSTRALIA AND NEW ZEALAND BANKING GROUP LIMITED	10/11/2024	5.280	50,000,000.00	50,000,000.00	50,000,000.00	50,000,000.00
1132575619	05252WVA8	AUSTRALIA AND NEW ZEALAND BANKING GROUP LIMITED	05/01/2024	5.500	50,000,000.00	50,000,000.00	50,000,000.00	50,000,000.00
1232433698	05252WVM2	AUSTRALIA AND NEW ZEALAND BANKING GROUP LIMITED	09/10/2024	5.280	50,000,000.00	50,000,000.00	50,000,000.00	50,000,000.00
1232433696	05252WVM2	AUSTRALIA AND NEW ZEALAND BANKING GROUP LIMITED	09/10/2024	5.280	50,000,000.00	50,000,000.00	50,000,000.00	50,000,000.00
1188834534	05252WVF7	AUSTRALIA AND NEW ZEALAND BANKING GROUP LIMITED	06/28/2024	5.180	50,000,000.00	50,000,000.00	50,000,000.00	50,000,000.00
1132575618	05252WVA8	AUSTRALIA AND NEW ZEALAND BANKING GROUP LIMITED	05/01/2024	5.500	50,000,000.00	50,000,000.00	50,000,000.00	50,000,000.00
1188834533	05252WVF7	AUSTRALIA AND NEW ZEALAND BANKING GROUP LIMITED	06/28/2024	5.180	50,000,000.00	50,000,000.00	50,000,000.00	50,000,000.00
1154571060	06367DFW0	BANK OF MONTREAL - CHICAGO BRANCH	06/14/2024	5.550	50,000,000.00	50,000,000.00	50,000,000.00	50,000,000.00
1201525389	06367DGR0	BANK OF MONTREAL - CHICAGO BRANCH	08/12/2024	5.340	50,000,000.00	50,000,000.00	50,000,000.00	50,000,000.00
1210762990	06367DGV1	BANK OF MONTREAL - CHICAGO BRANCH	05/20/2024	5.360	50,000,000.00	50,000,000.00	50,000,000.00	50,000,000.00
1251220777	06418NBA9	BANK OF NOVA SCOTIA - HOUSTON BRANCH	01/17/2025	5.450	50,000,000.00	50,000,000.00	50,000,000.00	50,000,000.00
1230566757	06417M7K5	BANK OF NOVA SCOTIA - HOUSTON BRANCH	12/20/2024	5.370	50,000,000.00	50,000,000.00	50,000,000.00	50,000,000.00
1245941139	05593D5X7	BNP PARIBAS NEW YORK BRANCH	10/04/2024	5.410	50,000,000.00	50,000,000.00	50,000,000.00	50,000,000.00
1243484823	13606KZ58	CANADIAN IMPERIAL BANK OF COMMERCE (NEW YORK)	10/01/2024	5.410	50,000,000.00	50,000,000.00	50,000,000.00	50,000,000.00
1243484825	13606KZ58	CANADIAN IMPERIAL BANK OF COMMERCE (NEW YORK)	10/01/2024	5.410	50,000,000.00	50,000,000.00	50,000,000.00	50,000,000.00

LOS ANGELES COUNTY TREASURER  
 TREASURER PORTFOLIO COMPARED TO MARKET VALUE  
 FOR THE PERIOD: APRIL 1, 2024 TO APRIL 30, 2024  
 FUND: POOLED SURPLUS INVESTMENTS  
 ATTACHMENT X

Security ID	CUSIP	Description	Maturity Date	Face Rate	PAR	Amortized Cost	Historical Cost	Market Value
1156429721	13606KN44	CANADIAN IMPERIAL BANK OF COMMERCE (NEW YORK)	05/31/2024	5.530	50,000,000.00	50,000,000.00	50,000,000.00	50,000,000.00
1156429723	13606KN44	CANADIAN IMPERIAL BANK OF COMMERCE (NEW YORK)	05/31/2024	5.530	50,000,000.00	50,000,000.00	50,000,000.00	50,000,000.00
1254954674	13606K2P0	CANADIAN IMPERIAL BANK OF COMMERCE (NEW YORK)	07/25/2024	5.360	50,000,000.00	50,000,000.00	50,000,000.00	50,000,000.00
1152656318	13606KM37	CANADIAN IMPERIAL BANK OF COMMERCE (NEW YORK)	06/03/2024	5.570	50,000,000.00	50,000,000.00	50,000,000.00	50,000,000.00
1152656326	13606KM37	CANADIAN IMPERIAL BANK OF COMMERCE (NEW YORK)	06/03/2024	5.570	50,000,000.00	50,000,000.00	50,000,000.00	50,000,000.00
1226785511	22536DM47	CREDIT AGRICOLE CORPORATE AND INVESTMENT BANK, NEI	06/14/2024	5.370	50,000,000.00	50,000,000.00	50,000,000.00	50,000,000.00
1178732408	22536DSD1	CREDIT AGRICOLE CORPORATE AND INVESTMENT BANK, NEI	05/13/2024	5.390	50,000,000.00	50,000,000.00	50,000,000.00	50,000,000.00
1245939490	22536DY69	CREDIT AGRICOLE CORPORATE AND INVESTMENT BANK, NEI	07/08/2024	5.370	50,000,000.00	50,000,000.00	50,000,000.00	50,000,000.00
1247083004	23345HBX5	DNB BANK ASA	07/12/2024	5.350	50,000,000.00	50,000,000.00	50,000,000.00	50,000,000.00
1246450838	23345HBV9	DNB BANK ASA	07/08/2024	5.340	50,000,000.00	50,000,000.00	50,000,000.00	50,000,000.00
1251792904	23345HCD8	DNB BANK ASA	07/19/2024	5.350	50,000,000.00	50,000,000.00	50,000,000.00	50,000,000.00
1244240724	23345HBR8	DNB BANK ASA	07/03/2024	5.320	50,000,000.00	50,000,000.00	50,000,000.00	50,000,000.00
1207761579	23345HAP3	DNB BANK ASA	05/20/2024	5.340	50,000,000.00	50,000,000.00	50,000,000.00	50,000,000.00
1154571061	65558U5A6	NORDEA ABP - NEW YORK BRANCH	06/03/2024	5.450	50,000,000.00	50,000,000.00	50,000,000.00	50,000,000.00
1187401556	65558U5T5	NORDEA ABP - NEW YORK BRANCH	05/20/2024	5.280	50,000,000.00	50,000,000.00	50,000,000.00	50,000,000.00
1154571062	65558U5A6	NORDEA ABP - NEW YORK BRANCH	06/03/2024	5.450	50,000,000.00	50,000,000.00	50,000,000.00	50,000,000.00
1136823879	65558U4J8	NORDEA ABP - NEW YORK BRANCH	05/10/2024	5.690	50,000,000.00	50,000,000.00	50,000,000.00	50,000,000.00
1235387984	78015JLB1	ROYAL BANK OF CANADA NEW YORK BRANCH	09/23/2024	5.380	50,000,000.00	50,000,000.00	50,000,000.00	50,000,000.00
1235387985	78015JLB1	ROYAL BANK OF CANADA NEW YORK BRANCH	09/23/2024	5.380	50,000,000.00	50,000,000.00	50,000,000.00	50,000,000.00
1108577828	78015JB30	ROYAL BANK OF CANADA NEW YORK BRANCH	06/20/2024	5.860	50,000,000.00	50,000,000.00	50,000,000.00	50,000,000.00
1218815658	86959TBZ8	SVENSKA HANDELS AB PUBL - NEW YORK BRANCH	06/05/2024	5.340	50,000,000.00	50,000,000.00	50,000,000.00	50,000,000.00
1223951479	86959TFC1	SVENSKA HANDELS AB PUBL - NEW YORK BRANCH	06/14/2024	5.330	50,000,000.00	50,000,000.00	50,000,000.00	50,000,000.00
1256331561	86959TDR4	SVENSKA HANDELS AB PUBL - NEW YORK BRANCH	07/31/2024	5.370	50,000,000.00	50,000,000.00	50,000,000.00	50,000,000.00
1222218674	86959TCC8	SVENSKA HANDELS AB PUBL - NEW YORK BRANCH	06/11/2024	5.330	50,000,000.00	50,000,000.00	50,000,000.00	50,000,000.00
1249633865	86959TDF0	SVENSKA HANDELS AB PUBL - NEW YORK BRANCH	07/17/2024	5.350	50,000,000.00	50,000,000.00	50,000,000.00	50,000,000.00
1230566754	89115DEA0	THE TORONTO-DOMINION BANK - NEW YORK BRANCH	06/25/2024	5.390	50,000,000.00	50,000,000.00	50,000,000.00	50,000,000.00
1223062901	89115DCN4	THE TORONTO-DOMINION BANK - NEW YORK BRANCH	06/10/2024	5.360	50,000,000.00	50,000,000.00	50,000,000.00	50,000,000.00
1197359393	89115D7J9	THE TORONTO-DOMINION BANK - NEW YORK BRANCH	05/06/2024	5.370	50,000,000.00	50,000,000.00	50,000,000.00	50,000,000.00
1235365095	89115DFS0	THE TORONTO-DOMINION BANK - NEW YORK BRANCH	07/01/2024	5.420	50,000,000.00	50,000,000.00	50,000,000.00	50,000,000.00
1145088143	89115BLZ1	THE TORONTO-DOMINION BANK - NEW YORK BRANCH	05/28/2024	5.600	50,000,000.00	50,000,000.00	50,000,000.00	50,000,000.00
1127459667	95001KQT4	WELLS FARGO BANK, NATIONAL ASSOCIATION	10/28/2024	5.870	50,000,000.00	50,000,000.00	50,000,000.00	50,108,000.00
1127459668	95001KQT4	WELLS FARGO BANK, NATIONAL ASSOCIATION	10/28/2024	5.870	50,000,000.00	50,000,000.00	50,000,000.00	50,108,000.00
<b>CD TOTAL</b>					<b>2,350,000,000.00</b>	<b>2,350,000,000.00</b>	<b>2,350,000,000.00</b>	<b>2,350,216,000.00</b>
821809411	89236TJH9	TOYOTA MOTOR CREDIT CORPORATION	06/18/2024	0.500	11,000,000.00	10,999,426.72	10,986,910.00	10,928,555.00
<b>CORP NOTE FXD TOTAL</b>					<b>11,000,000.00</b>	<b>10,999,426.72</b>	<b>10,986,910.00</b>	<b>10,928,555.00</b>
1209968189	04821TEP6	ATLANTIC ASSET SECURITIZATION CORP.	05/23/2024	5.310	30,000,000.00	29,902,650.00	29,615,025.00	29,897,400.00
1245939488	04821TGA7	ATLANTIC ASSET SECURITIZATION CORP.	07/10/2024	5.340	35,000,000.00	34,636,583.34	34,522,366.67	34,630,050.00
1249633861	04821TFH3	ATLANTIC ASSET SECURITIZATION CORP.	06/17/2024	5.350	20,970,000.00	20,823,530.38	20,773,668.38	20,820,064.50
1193064193	04821TE35	ATLANTIC ASSET SECURITIZATION CORP.	05/03/2024	5.320	30,000,000.00	29,991,133.33	29,592,133.33	29,987,700.00
1196589707	04821TF59	ATLANTIC ASSET SECURITIZATION CORP.	06/05/2024	5.240	50,000,000.00	49,745,277.78	49,126,666.67	49,732,500.00
1251792911	04821TGH2	ATLANTIC ASSET SECURITIZATION CORP.	07/17/2024	5.340	50,000,000.00	49,428,916.67	49,332,500.00	49,418,500.00
1222216595	04821TF67	ATLANTIC ASSET SECURITIZATION CORP.	06/06/2024	5.310	50,000,000.00	49,734,500.00	49,336,250.00	49,725,000.00
1244240721	04821TH81	ATLANTIC ASSET SECURITIZATION CORP.	08/08/2024	5.340	5,000,000.00	4,926,575.00	4,907,291.67	4,925,300.00
1205059290	04821TEP6	ATLANTIC ASSET SECURITIZATION CORP.	05/23/2024	5.310	50,000,000.00	49,837,750.00	49,284,625.00	49,829,000.00
1254954679	04821TGN9	ATLANTIC ASSET SECURITIZATION CORP.	07/22/2024	5.360	50,000,000.00	49,389,555.56	49,330,000.00	49,381,000.00
1202164091	04821TEA9	ATLANTIC ASSET SECURITIZATION CORP.	05/10/2024	5.310	50,000,000.00	49,933,625.00	49,365,750.00	49,926,000.00
1224814626	04821TFB6	ATLANTIC ASSET SECURITIZATION CORP.	06/11/2024	5.300	50,000,000.00	49,698,194.44	49,337,500.00	49,687,500.00
1251220778	04821TGJ8	ATLANTIC ASSET SECURITIZATION CORP.	07/18/2024	5.370	50,000,000.00	49,418,250.00	49,313,833.33	49,411,000.00
1244240730	04821TH81	ATLANTIC ASSET SECURITIZATION CORP.	08/08/2024	5.340	50,000,000.00	49,265,750.00	49,072,916.67	49,253,000.00
1233534263	04821TGR0	ATLANTIC ASSET SECURITIZATION CORP.	07/25/2024	5.320	50,000,000.00	49,371,944.45	49,098,555.56	49,358,500.00
1256327589	04821TFU4	ATLANTIC ASSET SECURITIZATION CORP.	06/28/2024	5.360	30,200,000.00	29,939,206.23	29,912,227.56	29,934,844.00
1243484822	04821TG82	ATLANTIC ASSET SECURITIZATION CORP.	07/08/2024	5.330	45,000,000.00	44,546,950.00	44,367,662.50	44,537,850.00
1245939492	04821TGC3	ATLANTIC ASSET SECURITIZATION CORP.	07/12/2024	5.320	50,000,000.00	49,468,000.00	49,305,444.44	49,456,500.00
1225630447	04821TFC4	ATLANTIC ASSET SECURITIZATION CORP.	06/12/2024	5.310	21,313,000.00	21,180,965.97	21,030,069.93	21,176,596.80
1210762992	04821TEX9	ATLANTIC ASSET SECURITIZATION CORP.	05/31/2024	5.320	50,000,000.00	49,778,333.33	49,320,222.22	49,769,500.00
1247083005	04821TG25	ATLANTIC ASSET SECURITIZATION CORP.	07/02/2024	5.360	20,000,000.00	19,815,377.78	19,755,822.22	19,812,400.00
1251220782	04821TGJ8	ATLANTIC ASSET SECURITIZATION CORP.	07/18/2024	5.370	10,000,000.00	9,883,650.00	9,862,766.67	9,882,200.00
1253964800	04821TGN9	ATLANTIC ASSET SECURITIZATION CORP.	07/22/2024	5.370	50,000,000.00	49,388,416.67	49,321,291.67	49,381,000.00
1196589704	04821TF59	ATLANTIC ASSET SECURITIZATION CORP.	06/05/2024	5.240	15,000,000.00	14,923,583.33	14,738,000.00	14,919,750.00
1222216593	04821TG17	ATLANTIC ASSET SECURITIZATION CORP.	07/01/2024	5.290	50,000,000.00	49,551,819.44	49,155,069.44	49,538,500.00
1226785512	04821TFA8	ATLANTIC ASSET SECURITIZATION CORP.	06/10/2024	5.310	50,000,000.00	49,705,000.00	49,358,375.00	49,695,000.00
1208378685	0527MOEL7	AUTOBAHN FUNDING COMPANY, LLC	05/20/2024	5.300	50,000,000.00	49,860,138.89	49,352,222.22	49,852,000.00
1247864302	0527MOEE3	AUTOBAHN FUNDING COMPANY, LLC	05/14/2024	5.340	50,000,000.00	49,903,583.33	49,762,666.67	49,897,000.00
1232432804	0527MOEQ6	AUTOBAHN FUNDING COMPANY, LLC	05/24/2024	5.290	35,000,000.00	34,881,709.72	34,675,987.50	34,875,750.00
1243484824	0527MOE60	AUTOBAHN FUNDING COMPANY, LLC	05/06/2024	5.330	50,000,000.00	49,962,986.11	49,763,111.11	49,959,000.00
1255525383	0527MOFU6	AUTOBAHN FUNDING COMPANY, LLC	06/28/2024	5.360	50,000,000.00	49,568,222.22	49,516,111.11	49,561,500.00
1247082993	0527MOEFO	AUTOBAHN FUNDING COMPANY, LLC	05/15/2024	5.330	50,000,000.00	49,896,361.11	49,748,305.56	49,889,500.00



LOS ANGELES COUNTY TREASURER  
 TREASURER PORTFOLIO COMPARED TO MARKET VALUE  
 FOR THE PERIOD: APRIL 1, 2024 TO APRIL 30, 2024  
 FUND: POOLED SURPLUS INVESTMENTS  
 ATTACHMENT X

Security ID	CUSIP	Description	Maturity Date	Face Rate	PAR	Amortized Cost	Historical Cost	Market Value
1229748370	0527M0EQ6	AUTOBAHN FUNDING COMPANY, LLC	05/24/2024	5.290	30,000,000.00	29,898,608.33	29,709,050.00	29,893,500.00
1191200992	1247P2EH3	CAFCO LLC	05/17/2024	5.290	50,000,000.00	49,882,444.44	49,213,847.22	49,874,000.00
1236937625	1247P2H23	CAFCO LLC	08/02/2024	5.310	50,000,000.00	49,314,125.00	49,063,375.00	49,297,500.00
1197358641	1247P2EL4	CAFCO LLC	05/20/2024	5.290	50,000,000.00	49,860,402.78	49,243,236.11	49,851,500.00
1199147295	1247P2F33	CAFCO LLC	06/03/2024	5.280	50,000,000.00	49,758,000.00	49,149,333.33	49,747,500.00
1185915848	1247P2E75	CAFCO LLC	05/07/2024	5.300	25,000,000.00	24,977,916.67	24,613,541.67	24,976,000.00
1257862188	1247P2JB1	CAFCO LLC	09/11/2024	5.360	50,000,000.00	49,009,888.89	48,972,666.67	48,995,000.00
1223929272	1247P2GF5	CAFCO LLC	07/15/2024	5.300	50,000,000.00	49,447,916.67	49,079,861.11	49,433,000.00
1203356519	1247P2FB5	CAFCO LLC	06/11/2024	5.290	50,000,000.00	49,698,763.89	49,140,375.00	49,687,500.00
1203356532	1247P2FA7	CAFCO LLC	06/10/2024	5.290	50,000,000.00	49,706,111.11	49,147,722.22	49,695,000.00
1206662601	1247P2FA7	CAFCO LLC	06/10/2024	5.290	50,000,000.00	49,706,111.11	49,184,458.33	49,695,000.00
1244240723	1247P2HG2	CAFCO LLC	08/16/2024	5.330	25,000,000.00	24,603,951.39	24,507,715.28	24,595,750.00
1256327597	1247P2J96	CAFCO LLC	09/09/2024	5.360	50,000,000.00	49,024,777.78	48,980,111.11	49,010,000.00
1209968190	1247P2FL3	CAFCO LLC	06/20/2024	5.300	50,000,000.00	49,631,944.44	49,131,388.89	49,620,500.00
1206662598	1247P2FA7	CAFCO LLC	06/10/2024	5.290	25,000,000.00	24,853,055.56	24,592,229.17	24,847,500.00
1252506139	1247P2J54	CAFCO LLC	09/05/2024	5.350	50,000,000.00	49,056,319.44	48,959,722.22	49,040,000.00
1256327602	1247P2JD7	CAFCO LLC	09/13/2024	5.360	25,000,000.00	24,497,500.00	24,475,166.67	24,490,000.00
1203356511	1247P2FE9	CAFCO LLC	06/14/2024	5.290	25,000,000.00	24,838,361.11	24,559,166.67	24,832,500.00
1220419339	1247P2GF5	CAFCO LLC	07/15/2024	5.300	25,000,000.00	24,723,958.33	24,517,847.22	24,716,500.00
1256327604	1247P2J62	CAFCO LLC	09/06/2024	5.350	25,000,000.00	24,524,444.45	24,502,152.78	24,518,000.00
1203356529	1247P2FE9	CAFCO LLC	06/14/2024	5.290	50,000,000.00	49,676,722.22	49,118,333.33	49,665,000.00
1190173734	1247P2EL4	CAFCO LLC	05/20/2024	5.280	50,000,000.00	49,860,666.67	49,186,000.00	49,851,500.00
1244240728	1247P2HG2	CAFCO LLC	08/16/2024	5.330	50,000,000.00	49,207,902.78	49,015,430.56	49,191,500.00
1236937632	1247P2H23	CAFCO LLC	08/02/2024	5.310	50,000,000.00	49,314,125.00	49,063,375.00	49,297,500.00
1196589706	1247P2EL4	CAFCO LLC	05/20/2024	5.290	50,000,000.00	49,860,402.78	49,235,888.89	49,851,500.00
1202164087	1247P2F74	CAFCO LLC	06/07/2024	5.290	50,000,000.00	49,728,152.78	49,162,416.67	49,717,500.00
1210763000	13608AF76	CANADIAN IMPERIAL BANK OF COMMERCE	06/07/2024	5.300	50,000,000.00	49,727,638.89	49,263,888.89	49,718,500.00
1251792905	13608AEX0	CANADIAN IMPERIAL BANK OF COMMERCE	05/31/2024	5.320	50,000,000.00	49,778,333.33	49,674,888.89	49,771,000.00
1251792920	13608AEX0	CANADIAN IMPERIAL BANK OF COMMERCE	05/31/2024	5.320	50,000,000.00	49,778,333.33	49,674,888.89	49,771,000.00
1252506141	13608AGJ9	CANADIAN IMPERIAL BANK OF COMMERCE	07/18/2024	5.290	50,000,000.00	49,426,916.67	49,331,402.78	49,412,000.00
1253965038	13608AGN0	CANADIAN IMPERIAL BANK OF COMMERCE	07/22/2024	5.290	50,000,000.00	49,397,527.78	49,331,402.78	49,382,000.00
1210762997	13608AF76	CANADIAN IMPERIAL BANK OF COMMERCE	06/07/2024	5.300	50,000,000.00	49,727,638.89	49,263,888.89	49,718,500.00
1252506137	13608AGJ9	CANADIAN IMPERIAL BANK OF COMMERCE	07/18/2024	5.290	50,000,000.00	49,426,916.67	49,331,402.78	49,412,000.00
1253965039	13608AGN0	CANADIAN IMPERIAL BANK OF COMMERCE	07/22/2024	5.290	50,000,000.00	49,397,527.78	49,331,402.78	49,382,000.00
1213311331	13738JEU0	CANCARA ASSET SECURITISATION LIMITED	05/28/2024	5.330	50,000,000.00	49,800,125.00	49,326,347.22	49,792,000.00
1195417912	13738JF54	CANCARA ASSET SECURITISATION LIMITED	06/05/2024	5.280	50,000,000.00	49,743,333.33	49,112,666.67	49,732,500.00
1253208852	13738JG38	CANCARA ASSET SECURITISATION LIMITED	07/03/2024	5.350	50,000,000.00	49,531,875.00	49,442,708.33	49,523,500.00
1206664923	13738JEL0	CANCARA ASSET SECURITISATION LIMITED	05/20/2024	5.320	12,000,000.00	11,966,306.67	11,840,400.00	11,964,360.00
1210762991	13738JF39	CANCARA ASSET SECURITISATION LIMITED	06/03/2024	5.330	50,000,000.00	49,755,708.33	49,274,527.78	49,747,500.00
1206664920	13738JEX4	CANCARA ASSET SECURITISATION LIMITED	05/31/2024	5.320	50,000,000.00	49,778,333.33	49,268,500.00	49,769,500.00
1195417917	13738JF54	CANCARA ASSET SECURITISATION LIMITED	06/05/2024	5.280	5,000,000.00	4,974,333.33	4,911,266.67	4,973,250.00
1219627758	13738JEH9	CANCARA ASSET SECURITISATION LIMITED	05/17/2024	5.330	50,000,000.00	49,881,555.56	49,481,805.56	49,874,000.00
1190182841	13738JEW6	CANCARA ASSET SECURITISATION LIMITED	05/30/2024	5.290	50,000,000.00	49,786,930.55	49,118,333.33	49,777,000.00
1207763392	13738JEQ9	CANCARA ASSET SECURITISATION LIMITED	05/24/2024	5.320	50,000,000.00	49,830,055.56	49,320,222.22	49,821,500.00
1210763001	13738JF39	CANCARA ASSET SECURITISATION LIMITED	06/03/2024	5.330	50,000,000.00	49,755,708.33	49,274,527.78	49,747,500.00
1213311341	13738JEU0	CANCARA ASSET SECURITISATION LIMITED	05/28/2024	5.330	50,000,000.00	49,800,125.00	49,326,347.22	49,792,000.00
1206664924	13738JEL0	CANCARA ASSET SECURITISATION LIMITED	05/20/2024	5.320	50,000,000.00	49,859,611.11	49,335,000.00	49,851,500.00
1231484713	13738JFU9	CANCARA ASSET SECURITISATION LIMITED	06/28/2024	5.340	50,000,000.00	49,569,833.34	49,295,416.67	49,561,000.00
1214367408	13738JF70	CANCARA ASSET SECURITISATION LIMITED	06/07/2024	5.330	50,000,000.00	49,726,097.22	49,259,722.22	49,717,500.00
1229752162	13738JFE5	CANCARA ASSET SECURITISATION LIMITED	06/14/2024	5.320	50,000,000.00	49,674,888.89	49,364,555.56	49,665,000.00
1193064187	15963TE62	CHARIOT FUNDING LLC	05/06/2024	5.310	50,000,000.00	49,963,125.00	49,299,375.00	49,959,000.00
1252506136	15963TGC7	CHARIOT FUNDING LLC	07/12/2024	5.370	50,000,000.00	49,463,000.00	49,366,041.67	49,456,500.00
1219627759	15963TEL9	CHARIOT FUNDING LLC	05/20/2024	5.320	50,000,000.00	49,859,611.11	49,438,444.44	49,851,500.00
1230566758	15963TFC8	CHARIOT FUNDING LLC	06/12/2024	5.330	20,000,000.00	19,875,633.34	19,751,266.67	19,872,000.00
1220406569	15963TEL9	CHARIOT FUNDING LLC	05/20/2024	5.320	25,000,000.00	24,929,805.56	24,722,916.67	24,925,750.00
1244229504	15963TGJ2	CHARIOT FUNDING LLC	07/18/2024	5.360	30,985,000.00	30,625,160.87	30,505,214.49	30,619,996.70
1194573234	15963TE88	CHARIOT FUNDING LLC	05/08/2024	5.290	50,000,000.00	49,948,569.44	49,294,666.67	49,945,000.00
1245939491	15963TG37	CHARIOT FUNDING LLC	07/03/2024	5.340	50,000,000.00	49,532,750.00	49,369,583.33	49,523,500.00
1244229498	15963TGJ2	CHARIOT FUNDING LLC	07/18/2024	5.350	50,000,000.00	49,420,416.67	49,227,222.22	49,411,000.00
1245270937	15963TG11	CHARIOT FUNDING LLC	07/01/2024	5.330	50,000,000.00	49,548,430.56	49,378,166.67	49,538,500.00
1230566761	15963TFC8	CHARIOT FUNDING LLC	06/12/2024	5.330	50,000,000.00	49,689,083.34	49,378,166.67	49,680,000.00
1244229503	15963TGJ2	CHARIOT FUNDING LLC	07/18/2024	5.360	50,000,000.00	49,419,333.34	49,225,777.78	49,411,000.00
1193064186	15963TE39	CHARIOT FUNDING LLC	05/03/2024	5.310	50,000,000.00	49,985,250.00	49,321,500.00	49,979,500.00
1245939483	15963TG37	CHARIOT FUNDING LLC	07/03/2024	5.340	50,000,000.00	49,532,750.00	49,369,583.33	49,523,500.00
1195417907	15963TE39	CHARIOT FUNDING LLC	05/03/2024	5.320	50,000,000.00	49,985,222.22	49,349,777.78	49,979,500.00
1225630446	15963TEX3	CHARIOT FUNDING LLC	05/31/2024	5.320	50,000,000.00	49,778,333.33	49,423,666.67	49,769,500.00
1195417937	15963TE39	CHARIOT FUNDING LLC	05/03/2024	5.320	5,000,000.00	4,998,522.22	4,934,977.78	4,997,950.00
1254954673	15963TGA1	CHARIOT FUNDING LLC	07/10/2024	5.370	50,000,000.00	49,477,916.67	49,418,250.00	49,471,500.00
1235365100	15963TFM6	CHARIOT FUNDING LLC	06/21/2024	5.320	50,000,000.00	49,623,166.67	49,357,166.67	49,613,000.00

LOS ANGELES COUNTY TREASURER  
 TREASURER PORTFOLIO COMPARED TO MARKET VALUE  
 FOR THE PERIOD: APRIL 1, 2024 TO APRIL 30, 2024  
 FUND: POOLED SURPLUS INVESTMENTS  
 ATTACHMENT X

Security ID	CUSIP	Description	Maturity Date	Face Rate	PAR	Amortized Cost	Historical Cost	Market Value
1251220780	15963TG86	CHARIOT FUNDING LLC	07/08/2024	5.370	50,000,000.00	49,492,833.33	49,380,958.33	49,486,500.00
1223951476	15963TF38	CHARIOT FUNDING LLC	06/03/2024	5.330	50,000,000.00	49,755,708.33	49,385,569.44	49,747,500.00
1245270936	15963TG11	CHARIOT FUNDING LLC	07/01/2024	5.330	50,000,000.00	49,548,430.56	49,378,166.67	49,538,500.00
1191200990	17177LEL4	CIESCO, LLC	05/20/2024	5.290	50,000,000.00	49,860,402.78	49,191,805.56	49,851,500.00
1162761376	17177LFH2	CIESCO, LLC	06/17/2024	5.370	50,000,000.00	49,649,458.33	48,650,041.67	49,642,500.00
1190173739	17177LEH3	CIESCO, LLC	05/17/2024	5.290	50,000,000.00	49,882,444.44	49,206,500.00	49,874,000.00
1235365090	17177LH15	CIESCO, LLC	08/01/2024	5.320	50,000,000.00	49,320,222.22	49,054,222.22	49,305,000.00
1257862197	17177LJ62	CIESCO, LLC	09/06/2024	5.360	50,000,000.00	49,047,111.11	49,009,888.89	49,032,500.00
1195417900	17177LH56	CIESCO, LLC	08/05/2024	5.210	50,000,000.00	49,305,333.33	48,683,027.78	50,000,000.00
1188810757	17177LED2	CIESCO, LLC	05/13/2024	5.300	50,000,000.00	49,911,666.67	49,205,000.00	49,904,000.00
1162761369	17177LFH2	CIESCO, LLC	06/17/2024	5.370	50,000,000.00	49,649,458.33	48,650,041.67	49,642,500.00
1183715088	12619TEA8	CRC FUNDING, LLC	05/10/2024	5.300	50,000,000.00	49,933,750.00	49,175,555.56	49,926,000.00
1256327605	12619TJ62	CRC FUNDING, LLC	09/06/2024	5.350	25,000,000.00	24,524,444.45	24,502,152.78	24,518,000.00
1201525390	12619TF66	CRC FUNDING, LLC	06/06/2024	5.270	50,000,000.00	49,736,500.00	49,165,583.33	50,000,000.00
1258558503	12619TJ96	CRC FUNDING, LLC	09/09/2024	5.350	50,000,000.00	49,026,597.22	49,011,736.11	50,000,000.00
1197358645	12619TEL4	CRC FUNDING, LLC	05/20/2024	5.290	50,000,000.00	49,860,402.78	49,243,236.11	49,851,500.00
1200055708	12619TF41	CRC FUNDING, LLC	06/04/2024	5.270	25,000,000.00	24,875,569.44	24,575,472.22	24,870,000.00
1255525887	12619TJ54	CRC FUNDING, LLC	09/05/2024	5.350	50,000,000.00	49,056,319.45	49,004,305.56	49,043,500.00
1200055706	12619TF58	CRC FUNDING, LLC	06/05/2024	5.280	50,000,000.00	49,743,333.33	49,142,000.00	49,732,500.00
1200782709	12619TFA7	CRC FUNDING, LLC	06/10/2024	5.270	50,000,000.00	49,707,222.22	49,128,986.11	49,695,000.00
1223951481	12619TGF5	CRC FUNDING, LLC	07/15/2024	5.300	50,000,000.00	49,447,916.67	49,079,861.11	49,433,000.00
1215297644	12619TFR0	CRC FUNDING, LLC	06/25/2024	5.300	50,000,000.00	49,595,138.89	49,138,750.00	49,583,000.00
1185915846	12619TE75	CRC FUNDING, LLC	05/07/2024	5.300	25,000,000.00	24,977,916.67	24,613,541.67	24,976,000.00
1201525391	12619TF66	CRC FUNDING, LLC	06/06/2024	5.270	50,000,000.00	49,736,500.00	49,165,583.33	50,000,000.00
1236937613	12619TH56	CRC FUNDING, LLC	08/05/2024	5.320	50,000,000.00	49,290,666.66	49,039,444.44	49,275,000.00
1236937628	12619TH56	CRC FUNDING, LLC	08/05/2024	5.320	25,000,000.00	24,645,333.33	24,519,722.22	24,637,500.00
1183715085	12619TE83	CRC FUNDING, LLC	05/08/2024	5.300	50,000,000.00	49,948,472.22	49,190,277.78	49,945,000.00
1209968186	12619TFL3	CRC FUNDING, LLC	06/20/2024	5.300	50,000,000.00	49,631,944.44	49,131,388.89	49,620,500.00
1200055709	12619TF41	CRC FUNDING, LLC	06/04/2024	5.270	50,000,000.00	49,751,138.89	49,150,944.44	49,740,000.00
1215297643	12619TFR0	CRC FUNDING, LLC	06/25/2024	5.300	23,350,000.00	23,160,929.86	22,947,796.25	23,155,261.00
1202164100	12619TF74	CRC FUNDING, LLC	06/07/2024	5.290	50,000,000.00	49,728,152.78	49,162,416.67	49,717,500.00
1200782740	12619TFA7	CRC FUNDING, LLC	06/10/2024	5.270	50,000,000.00	49,707,222.22	49,128,986.11	49,695,000.00
1215297646	22533TEE2	CREDIT AGRICOLE CORPORATE AND INVESTMENT BANK, NEI	05/14/2024	5.250	50,000,000.00	49,905,208.33	49,453,125.00	49,982,500.00
1188810749	22533TE36	CREDIT AGRICOLE CORPORATE AND INVESTMENT BANK, NEI	05/03/2024	5.220	48,918,000.00	48,903,813.78	48,222,875.22	48,897,943.62
1245939504	22533TFS0	CREDIT AGRICOLE CORPORATE AND INVESTMENT BANK, NEI	06/26/2024	5.280	50,000,000.00	49,589,333.33	49,428,000.00	50,000,000.00
1194573240	22533TE10	CREDIT AGRICOLE CORPORATE AND INVESTMENT BANK, NEI	05/01/2024	5.280	46,609,000.00	46,609,000.00	46,000,597.19	46,602,474.74
1214367407	22533TE85	CREDIT AGRICOLE CORPORATE AND INVESTMENT BANK, NEI	05/08/2024	5.250	38,985,000.00	38,945,202.81	38,587,028.13	38,942,116.50
1245939502	22533TFS0	CREDIT AGRICOLE CORPORATE AND INVESTMENT BANK, NEI	06/26/2024	5.280	50,000,000.00	49,589,333.33	49,428,000.00	50,000,000.00
1257862180	22533TGX8	CREDIT AGRICOLE CORPORATE AND INVESTMENT BANK, NEI	07/31/2024	5.270	50,000,000.00	49,333,930.55	49,297,333.33	49,867,000.00
1257862187	22533TGX8	CREDIT AGRICOLE CORPORATE AND INVESTMENT BANK, NEI	07/31/2024	5.270	50,000,000.00	49,333,930.55	49,297,333.33	49,867,000.00
1239535802	22533TEA0	CREDIT AGRICOLE CORPORATE AND INVESTMENT BANK, NEI	05/10/2024	5.250	25,741,000.00	25,707,214.94	25,594,598.06	25,705,734.83
1251792916	29101AG81	EMERSON ELECTRIC CO.	07/08/2024	5.310	50,000,000.00	49,498,500.00	49,402,625.00	49,487,500.00
1251220779	29101AGH1	EMERSON ELECTRIC CO.	07/17/2024	5.320	50,000,000.00	49,431,055.55	49,320,222.22	49,419,500.00
1221241693	29101AF58	EMERSON ELECTRIC CO.	06/05/2024	5.280	50,000,000.00	49,743,333.33	49,340,000.00	49,733,500.00
1219627761	29101AEL4	EMERSON ELECTRIC CO.	05/20/2024	5.300	50,000,000.00	49,860,138.89	49,447,916.67	49,852,500.00
1247082991	29101AGC2	EMERSON ELECTRIC CO.	07/12/2024	5.310	50,000,000.00	49,469,000.00	49,321,500.00	49,457,500.00
1247864297	29101AGK4	EMERSON ELECTRIC CO.	07/19/2024	5.310	20,000,000.00	19,766,950.00	19,719,750.00	19,761,800.00
1247083002	29101AGC2	EMERSON ELECTRIC CO.	07/12/2024	5.310	6,500,000.00	6,430,970.00	6,411,795.00	6,429,475.00
1253218387	29101AGF5	EMERSON ELECTRIC CO.	07/15/2024	5.310	50,000,000.00	49,446,875.00	49,358,375.00	49,435,500.00
1215301251	29101AF33	EMERSON ELECTRIC CO.	06/03/2024	5.280	50,000,000.00	49,758,000.00	49,310,666.67	49,749,000.00
1219627760	29101AEL4	EMERSON ELECTRIC CO.	05/20/2024	5.300	25,000,000.00	24,930,069.44	24,723,958.33	24,926,250.00
1221241694	29101AF58	EMERSON ELECTRIC CO.	06/05/2024	5.280	20,000,000.00	19,897,333.33	19,736,000.00	19,893,400.00
1247083001	29101AGB4	EMERSON ELECTRIC CO.	07/11/2024	5.310	50,000,000.00	49,476,375.00	49,328,875.00	49,465,000.00
1247864309	29101AGK4	EMERSON ELECTRIC CO.	07/19/2024	5.310	50,000,000.00	49,417,375.00	49,299,375.00	49,404,500.00
1215301250	29101AF33	EMERSON ELECTRIC CO.	06/03/2024	5.280	50,000,000.00	49,758,000.00	49,310,666.67	49,749,000.00
1251792914	4497WOJG4	ING (U.S.) FUNDING LLC	09/16/2024	5.340	50,000,000.00	48,976,500.00	48,872,666.67	48,969,000.00
1233541390	45685QHL6	ING (U.S.) FUNDING LLC	08/20/2024	5.300	50,000,000.00	49,182,916.67	48,910,555.56	49,166,000.00
1155538756	45685QF38	ING (U.S.) FUNDING LLC	06/03/2024	5.420	50,000,000.00	49,751,583.33	48,660,055.56	49,749,000.00
1133961832	45685QE62	ING (U.S.) FUNDING LLC	05/06/2024	5.570	50,000,000.00	49,961,319.44	48,599,763.89	49,959,000.00
1233541391	45685QHL6	ING (U.S.) FUNDING LLC	08/20/2024	5.300	50,000,000.00	49,182,916.67	48,910,555.56	49,166,000.00
1155538749	45685QF38	ING (U.S.) FUNDING LLC	06/03/2024	5.420	19,820,000.00	19,721,527.63	19,288,846.02	19,720,503.60
1133961839	45685QE62	ING (U.S.) FUNDING LLC	05/06/2024	5.570	50,000,000.00	49,961,319.44	48,599,763.89	49,959,000.00
1236076697	45685QHL6	ING (U.S.) FUNDING LLC	08/20/2024	5.300	50,000,000.00	49,182,916.67	48,925,277.78	49,166,000.00
1236076702	45685QHL6	ING (U.S.) FUNDING LLC	08/20/2024	5.300	50,000,000.00	49,182,916.67	48,925,277.78	49,166,000.00
1178078181	47816FEA5	JOHNSON & JOHNSON	05/10/2024	5.260	50,000,000.00	49,934,250.00	49,116,027.78	49,926,500.00
1223951475	47816FFB2	JOHNSON & JOHNSON	06/11/2024	5.240	50,000,000.00	49,701,611.11	49,337,722.22	49,691,000.00
1182901664	47816FEH0	JOHNSON & JOHNSON	05/17/2024	5.190	50,000,000.00	49,884,666.67	49,142,208.33	49,875,000.00
1251776845	47816FGN5	JOHNSON & JOHNSON	07/22/2024	5.260	50,000,000.00	49,400,944.45	49,298,666.67	49,388,000.00
1217020279	47816FG13	JOHNSON & JOHNSON	07/01/2024	5.230	50,000,000.00	49,556,902.78	49,135,597.22	49,543,500.00

LOS ANGELES COUNTY TREASURER  
TREASURER PORTFOLIO COMPARED TO MARKET VALUE  
FOR THE PERIOD: APRIL 1, 2024 TO APRIL 30, 2024  
FUND: POOLED SURPLUS INVESTMENTS  
ATTACHMENT X

Security ID	CUSIP	Description	Maturity Date	Face Rate	PAR	Amortized Cost	Historical Cost	Market Value
1251792909	47816FGK1	JOHNSON & JOHNSON	07/19/2024	5.260	50,000,000.00	49,422,861.11	49,320,583.33	49,410,000.00
1207761578	47816FEN7	JOHNSON & JOHNSON	05/22/2024	5.260	50,000,000.00	49,846,583.33	49,335,194.44	49,838,500.00
1246434254	47816FG21	JOHNSON & JOHNSON	07/02/2024	5.240	50,000,000.00	49,548,777.77	49,395,944.44	49,535,500.00
1217020275	47816FG13	JOHNSON & JOHNSON	07/01/2024	5.230	50,000,000.00	49,556,902.78	49,135,597.22	49,543,500.00
1207761576	47816FEN7	JOHNSON & JOHNSON	05/22/2024	5.260	50,000,000.00	49,846,583.33	49,335,194.44	49,838,500.00
1178078180	47816FEA5	JOHNSON & JOHNSON	05/10/2024	5.260	50,000,000.00	49,934,250.00	49,116,027.78	49,926,500.00
1197358646	47816FE64	JOHNSON & JOHNSON	05/06/2024	5.210	50,000,000.00	49,963,819.44	49,363,222.22	49,959,000.00
1245939496	47816FG88	JOHNSON & JOHNSON	07/08/2024	5.240	50,000,000.00	49,505,111.11	49,345,000.00	49,491,000.00
1178078176	47816FE15	JOHNSON & JOHNSON	05/01/2024	5.260	50,000,000.00	50,000,000.00	49,181,777.78	49,993,000.00
1182901665	47816FEH0	JOHNSON & JOHNSON	05/17/2024	5.190	50,000,000.00	49,884,666.67	49,142,208.33	49,875,000.00
1197358644	47816FE80	JOHNSON & JOHNSON	05/08/2024	5.210	50,000,000.00	49,949,347.22	49,341,513.89	49,945,000.00
1245939498	47816FG88	JOHNSON & JOHNSON	07/08/2024	5.240	50,000,000.00	49,505,111.11	49,345,000.00	49,491,000.00
1217020278	47816FG21	JOHNSON & JOHNSON	07/02/2024	5.230	50,000,000.00	49,549,638.89	49,106,541.67	49,535,500.00
1251776846	47816FGN5	JOHNSON & JOHNSON	07/22/2024	5.260	50,000,000.00	49,400,944.45	49,298,666.67	49,388,000.00
1223951480	47816FFC0	JOHNSON & JOHNSON	06/12/2024	5.240	50,000,000.00	49,694,333.33	49,337,722.22	49,683,500.00
1246434255	47816FG21	JOHNSON & JOHNSON	07/02/2024	5.240	50,000,000.00	49,548,777.77	49,395,944.44	49,535,500.00
1251792910	47816FGK1	JOHNSON & JOHNSON	07/19/2024	5.260	50,000,000.00	49,422,861.11	49,320,583.33	49,410,000.00
1223951478	47816FFB2	JOHNSON & JOHNSON	06/11/2024	5.240	50,000,000.00	49,701,611.11	49,337,722.22	49,691,000.00
1252506140	47816FGF2	JOHNSON & JOHNSON	07/15/2024	5.260	50,000,000.00	49,452,083.33	49,357,111.11	49,439,500.00
1246450843	4820P2G82	JUPITER SECURITIZATION COMPANY LLC	07/08/2024	5.330	50,000,000.00	49,496,611.11	49,341,152.78	49,486,500.00
1246450841	4820P2G33	JUPITER SECURITIZATION COMPANY LLC	07/03/2024	5.340	50,000,000.00	49,532,750.00	49,377,000.00	49,523,500.00
1231479031	4820P2FE0	JUPITER SECURITIZATION COMPANY LLC	06/14/2024	5.330	50,000,000.00	49,674,277.78	49,370,763.89	49,665,000.00
1199147303	4820P2E27	JUPITER SECURITIZATION COMPANY LLC	05/02/2024	5.310	42,500,000.00	42,493,731.25	41,973,425.00	42,488,525.00
1223048095	4820P2F59	JUPITER SECURITIZATION COMPANY LLC	06/05/2024	5.330	50,000,000.00	49,740,902.78	49,363,361.11	49,732,500.00
1253208850	4820P2GC3	JUPITER SECURITIZATION COMPANY LLC	07/12/2024	5.360	50,000,000.00	49,464,000.00	49,374,666.67	49,456,500.00
1258553877	4820P2GH2	JUPITER SECURITIZATION COMPANY LLC	07/17/2024	5.380	50,000,000.00	49,424,638.88	49,409,694.44	50,000,000.00
1247864310	4820P2GK5	JUPITER SECURITIZATION COMPANY LLC	07/19/2024	5.340	50,000,000.00	49,414,083.34	49,273,166.67	49,403,500.00
1251792913	4820P2G17	JUPITER SECURITIZATION COMPANY LLC	07/01/2024	5.370	50,000,000.00	49,545,041.67	49,440,625.00	49,538,500.00
1253208851	4820P2GC3	JUPITER SECURITIZATION COMPANY LLC	07/12/2024	5.360	50,000,000.00	49,464,000.00	49,374,666.67	49,456,500.00
1246450842	4820P2G33	JUPITER SECURITIZATION COMPANY LLC	07/03/2024	5.340	50,000,000.00	49,532,750.00	49,377,000.00	49,523,500.00
1247082992	4820P2GF6	JUPITER SECURITIZATION COMPANY LLC	07/15/2024	5.350	50,000,000.00	49,442,708.33	49,294,097.22	49,433,000.00
1236077156	4820P2FU4	JUPITER SECURITIZATION COMPANY LLC	06/28/2024	5.330	50,000,000.00	49,570,638.89	49,311,541.67	49,561,000.00
1251792912	4820P2G17	JUPITER SECURITIZATION COMPANY LLC	07/01/2024	5.370	50,000,000.00	49,545,041.67	49,440,625.00	49,538,500.00
1236077154	4820P2FU4	JUPITER SECURITIZATION COMPANY LLC	06/28/2024	5.330	50,000,000.00	49,570,638.89	49,311,541.67	49,561,000.00
1257862194	50286LHS5	LA FAYETTE ASSET SECURITIZATION LLC	08/26/2024	5.370	40,000,000.00	39,301,900.00	39,272,066.67	39,293,200.00
1222216594	50286LG98	LA FAYETTE ASSET SECURITIZATION LLC	07/09/2024	5.270	30,000,000.00	29,696,975.00	29,459,825.00	29,687,400.00
1239587434	50286LG15	LA FAYETTE ASSET SECURITIZATION LLC	07/01/2024	5.360	50,000,000.00	49,545,888.89	49,322,555.56	49,538,500.00
1218815660	50286LG23	LA FAYETTE ASSET SECURITIZATION LLC	07/02/2024	5.280	50,000,000.00	49,545,333.33	49,120,000.00	49,531,000.00
1196589703	50286LE74	LA FAYETTE ASSET SECURITIZATION LLC	05/07/2024	5.330	50,000,000.00	49,955,583.33	49,326,347.22	49,952,000.00
1222216590	50286LG98	LA FAYETTE ASSET SECURITIZATION LLC	07/09/2024	5.270	25,000,000.00	24,747,479.17	24,549,854.17	24,739,500.00
1241572231	50286LG56	LA FAYETTE ASSET SECURITIZATION LLC	07/05/2024	5.340	50,000,000.00	49,517,916.66	49,302,833.33	49,508,500.00
1205054738	50286LE74	LA FAYETTE ASSET SECURITIZATION LLC	05/07/2024	5.320	25,000,000.00	24,977,833.33	24,700,750.00	24,976,000.00
1239587443	50286LGA5	LA FAYETTE ASSET SECURITIZATION LLC	07/10/2024	5.360	50,000,000.00	49,478,888.89	49,255,555.56	49,471,500.00
1244229501	50286LG15	LA FAYETTE ASSET SECURITIZATION LLC	07/01/2024	5.330	40,000,000.00	39,638,744.45	39,484,766.67	39,630,800.00
1205054741	50286LEF6	LA FAYETTE ASSET SECURITIZATION LLC	05/15/2024	5.320	35,000,000.00	34,927,588.89	34,539,672.22	34,922,300.00
1215297652	50286FL2	LA FAYETTE ASSET SECURITIZATION LLC	06/20/2024	5.320	20,000,000.00	19,852,222.22	19,668,977.78	19,848,200.00
1258558505	59515MG82	MICROSOFT	07/08/2024	5.280	50,000,000.00	49,501,333.34	49,486,666.67	50,000,000.00
1223048101	59515MEW1	MICROSOFT	05/30/2024	5.280	50,000,000.00	49,787,333.33	49,413,333.33	49,779,000.00
1258558507	59515MGC3	MICROSOFT	07/12/2024	5.280	50,000,000.00	49,472,000.00	49,457,333.33	49,461,500.00
1205054736	59515MEL5	MICROSOFT	05/20/2024	5.250	50,000,000.00	49,861,458.33	49,343,750.00	49,853,000.00
1193064191	59515ME68	MICROSOFT	05/06/2024	5.240	50,000,000.00	49,963,611.11	49,308,611.11	49,959,000.00
1258558504	59515MGX7	MICROSOFT	07/31/2024	5.270	50,000,000.00	49,333,930.56	49,319,291.67	49,321,500.00
1223048102	59515MEW1	MICROSOFT	05/30/2024	5.280	20,000,000.00	19,914,933.33	19,765,333.33	19,911,600.00
1205054742	59515MEF8	MICROSOFT	05/15/2024	5.260	50,000,000.00	49,897,722.22	49,349,805.56	50,000,000.00
1258558506	59515MGC3	MICROSOFT	07/12/2024	5.280	50,000,000.00	49,472,000.00	49,457,333.33	49,461,500.00
1193064194	59515ME35	MICROSOFT	05/03/2024	5.250	50,000,000.00	49,985,416.67	49,329,166.67	49,979,500.00
1205054739	59515MEL5	MICROSOFT	05/20/2024	5.250	50,000,000.00	49,861,458.33	49,343,750.00	49,853,000.00
1193064190	59515ME35	MICROSOFT	05/03/2024	5.250	50,000,000.00	49,985,416.67	49,329,166.67	49,979,500.00
1221237345	59515MEX9	MICROSOFT	05/31/2024	5.280	50,000,000.00	49,780,000.00	49,376,666.67	49,772,000.00
1247082998	6117P4HE3	MONT BLANC CAPITAL CORP	08/14/2024	5.370	22,456,000.00	22,104,282.90	22,037,289.17	22,099,623.28
1226785522	6117P4FH8	MONT BLANC CAPITAL CORP	06/17/2024	5.330	21,584,000.00	21,433,805.34	21,283,610.68	21,429,674.40
1224814625	6117P4FH8	MONT BLANC CAPITAL CORP	06/17/2024	5.320	25,854,000.00	25,674,429.61	25,487,217.92	25,669,143.90
1230566756	6117P4GN4	MONT BLANC CAPITAL CORP	07/22/2024	5.330	45,506,000.00	44,953,531.88	44,670,560.40	44,942,635.72
1249633279	6117P4GF1	MONT BLANC CAPITAL CORP	07/15/2024	5.370	25,000,000.00	24,720,312.50	24,660,645.83	24,717,000.00
1195417891	6117P4EA4	MONT BLANC CAPITAL CORP	05/10/2024	5.340	32,797,000.00	32,753,216.00	32,334,835.61	32,748,460.44
1206664918	6117P4EM8	MONT BLANC CAPITAL CORP	05/21/2024	5.320	29,943,000.00	29,854,501.80	29,540,333.19	29,849,877.27
1245939500	6117P4H60	MONT BLANC CAPITAL CORP	08/06/2024	5.360	44,273,000.00	43,633,599.49	43,488,580.82	43,624,400.55
1218815661	6117P4F54	MONT BLANC CAPITAL CORP	06/05/2024	5.330	25,000,000.00	24,870,451.39	24,655,770.83	24,866,250.00
1253964804	6117P4HL7	MONT BLANC CAPITAL CORP	08/20/2024	5.380	50,000,000.00	49,170,583.33	49,103,333.33	49,161,500.00

LOS ANGELES COUNTY TREASURER  
TREASURER PORTFOLIO COMPARED TO MARKET VALUE  
FOR THE PERIOD: APRIL 1, 2024 TO APRIL 30, 2024  
FUND: POOLED SURPLUS INVESTMENTS  
ATTACHMENT X

Security ID	CUSIP	Description	Maturity Date	Face Rate	PAR	Amortized Cost	Historical Cost	Market Value
1249633280	6117P4EM8	MONT BLANC CAPITAL CORP	05/21/2024	5.350	27,222,000.00	27,141,090.17	27,076,362.30	27,137,339.58
1247082990	6117P4HE3	MONT BLANC CAPITAL CORP	08/14/2024	5.370	50,000,000.00	49,216,875.00	49,067,708.33	49,206,500.00
1206664921	6117P4EM8	MONT BLANC CAPITAL CORP	05/21/2024	5.320	14,993,000.00	14,948,687.36	14,793,593.10	14,946,371.77
1201526092	6117P4EP1	MONT BLANC CAPITAL CORP	05/23/2024	5.330	38,229,000.00	38,104,479.65	37,662,998.42	38,098,256.82
1229038374	6117P4GF1	MONT BLANC CAPITAL CORP	07/15/2024	5.340	37,232,000.00	36,817,794.00	36,580,315.89	36,810,533.76
1194573242	63873JE14	NATIXIS, NEW YORK BRANCH	05/01/2024	5.270	50,000,000.00	50,000,000.00	49,348,569.44	49,993,000.00
1182901666	63873JE14	NATIXIS, NEW YORK BRANCH	05/01/2024	5.270	50,000,000.00	50,000,000.00	49,238,777.78	49,993,000.00
1182901660	63873JEL0	NATIXIS, NEW YORK BRANCH	05/20/2024	5.270	50,000,000.00	49,860,930.56	49,107,027.78	49,974,000.00
1236076703	63873JHP8	NATIXIS, NEW YORK BRANCH	08/23/2024	5.220	50,000,000.00	49,173,500.00	48,919,750.00	49,856,500.00
1236937622	63873JHW3	NATIXIS, NEW YORK BRANCH	08/30/2024	5.240	50,000,000.00	49,119,388.89	48,871,944.44	49,856,000.00
1239535801	63873JG12	NATIXIS, NEW YORK BRANCH	07/01/2024	5.240	50,000,000.00	49,556,055.56	49,345,000.00	49,903,500.00
1182901663	63873JEL0	NATIXIS, NEW YORK BRANCH	05/20/2024	5.270	50,000,000.00	49,860,930.56	49,107,027.78	49,974,000.00
1194573243	63873JE14	NATIXIS, NEW YORK BRANCH	05/01/2024	5.270	50,000,000.00	50,000,000.00	49,348,569.44	49,993,000.00
1236076701	63873JHP8	NATIXIS, NEW YORK BRANCH	08/23/2024	5.220	50,000,000.00	49,173,500.00	48,919,750.00	49,856,500.00
1199147296	63873JED8	NATIXIS, NEW YORK BRANCH	05/13/2024	5.270	50,000,000.00	49,912,166.67	49,304,652.78	49,983,500.00
1199147294	63873JED8	NATIXIS, NEW YORK BRANCH	05/13/2024	5.270	50,000,000.00	49,912,166.67	49,304,652.78	49,983,500.00
1183705781	63873JE30	NATIXIS, NEW YORK BRANCH	05/03/2024	5.270	50,000,000.00	49,985,361.11	49,231,458.33	49,979,500.00
1230566753	63873JHK9	NATIXIS, NEW YORK BRANCH	08/19/2024	5.260	50,000,000.00	49,196,388.89	48,889,555.56	49,856,000.00
1236937623	63873JHW3	NATIXIS, NEW YORK BRANCH	08/30/2024	5.240	50,000,000.00	49,119,388.89	48,871,944.44	49,856,000.00
1239535800	63873JG12	NATIXIS, NEW YORK BRANCH	07/01/2024	5.240	50,000,000.00	49,556,055.56	49,345,000.00	49,903,500.00
1185074077	63873JE63	NATIXIS, NEW YORK BRANCH	05/06/2024	5.270	50,000,000.00	49,963,402.78	49,231,458.33	49,959,000.00
1254954677	63873JGR5	NATIXIS, NEW YORK BRANCH	07/25/2024	5.290	50,000,000.00	49,375,486.11	49,316,708.33	49,871,000.00
1187349645	67983TE28	OLD LINE FUNDING, LLC	05/02/2024	5.300	50,000,000.00	49,992,638.89	49,308,055.56	50,000,000.00
1202164092	67983TF35	OLD LINE FUNDING, LLC	06/03/2024	5.270	10,000,000.00	9,951,691.67	9,838,972.22	9,949,700.00
1190173743	67983TE10	OLD LINE FUNDING, LLC	05/01/2024	5.260	50,000,000.00	50,000,000.00	49,342,500.00	49,993,000.00
1209968187	67983TF68	OLD LINE FUNDING, LLC	06/06/2024	5.280	50,000,000.00	49,736,000.00	49,237,333.33	49,726,000.00
1213311342	67983TEN2	OLD LINE FUNDING, LLC	05/22/2024	5.280	50,000,000.00	49,846,000.00	49,376,666.67	49,837,500.00
1256327588	67983TGQ3	OLD LINE FUNDING, LLC	07/24/2024	5.350	42,157,000.00	41,630,740.11	41,599,415.12	41,623,292.38
1232432795	67983TFU5	OLD LINE FUNDING, LLC	06/28/2024	5.320	50,000,000.00	49,571,444.45	49,298,055.56	49,561,500.00
1190173745	67983TE10	OLD LINE FUNDING, LLC	05/01/2024	5.260	50,000,000.00	50,000,000.00	49,342,500.00	49,993,000.00
1256327586	67983TGQ3	OLD LINE FUNDING, LLC	07/24/2024	5.350	50,000,000.00	49,375,833.34	49,338,680.56	49,367,000.00
1197358649	67983TED4	OLD LINE FUNDING, LLC	05/13/2024	5.270	50,000,000.00	49,912,166.67	49,311,972.22	49,904,000.00
1193092354	67983TE36	OLD LINE FUNDING, LLC	05/03/2024	5.270	50,000,000.00	49,985,361.11	49,355,888.89	49,979,500.00
1232432802	67983TFU5	OLD LINE FUNDING, LLC	06/28/2024	5.320	50,000,000.00	49,571,444.45	49,298,055.56	49,561,500.00
1202164088	67983TF35	OLD LINE FUNDING, LLC	06/03/2024	5.270	50,000,000.00	49,758,458.33	49,194,861.11	49,748,500.00
1205054733	67983TEL6	OLD LINE FUNDING, LLC	05/20/2024	5.270	50,000,000.00	49,860,930.56	49,341,250.00	49,852,000.00
1224814624	67983TTE1	OLD LINE FUNDING, LLC	06/14/2024	5.300	50,000,000.00	49,676,111.11	49,322,777.78	49,666,500.00
1201525393	67983TEF9	OLD LINE FUNDING, LLC	05/15/2024	5.280	50,000,000.00	49,897,333.33	49,325,333.33	49,889,500.00
1220406568	67983TEL6	OLD LINE FUNDING, LLC	05/20/2024	5.280	50,000,000.00	49,860,666.67	49,450,000.00	49,852,000.00
1251792906	67983TGJ9	OLD LINE FUNDING, LLC	07/18/2024	5.350	50,000,000.00	49,420,416.66	49,323,819.44	49,412,000.00
1206664919	67983TFB7	OLD LINE FUNDING, LLC	06/11/2024	5.260	50,000,000.00	49,700,472.22	49,181,777.78	49,688,500.00
1249633866	67983TGF7	OLD LINE FUNDING, LLC	07/15/2024	5.340	50,000,000.00	49,443,750.00	49,325,083.33	49,434,000.00
1232432790	67983TEH5	OLD LINE FUNDING, LLC	05/17/2024	5.320	50,000,000.00	49,881,777.78	49,586,222.22	49,874,500.00
1202164102	67983TE28	OLD LINE FUNDING, LLC	05/02/2024	5.270	50,000,000.00	49,992,680.56	49,429,083.33	50,000,000.00
1223048088	71344TFL1	PEPSICO, INC.	06/20/2024	5.270	50,000,000.00	49,634,027.78	49,260,736.11	50,000,000.00
1229038376	71344TFM9	PEPSICO, INC.	06/21/2024	5.270	50,000,000.00	49,626,708.33	49,304,652.78	49,614,500.00
1225630445	71344TFC1	PEPSICO, INC.	06/12/2024	5.270	40,000,000.00	39,754,066.67	39,473,000.00	39,745,200.00
1220419336	71344TFE7	PEPSICO, INC.	06/14/2024	5.280	34,700,000.00	34,476,069.34	34,191,066.67	34,468,898.00
1214367402	71344TGR7	PEPSICO, INC.	07/25/2024	5.190	50,000,000.00	49,387,291.67	48,933,166.67	49,360,000.00
1220419338	71344TF31	PEPSICO, INC.	06/03/2024	5.290	50,000,000.00	49,757,541.67	49,346,097.22	49,749,000.00
1215297642	71344TGN6	PEPSICO, INC.	07/22/2024	5.190	50,000,000.00	49,408,916.67	48,962,000.00	49,382,000.00
1232432791	71344TGJ5	PEPSICO, INC.	07/18/2024	5.230	50,000,000.00	49,433,416.67	49,164,652.78	50,000,000.00
1223048091	71344TFL1	PEPSICO, INC.	06/20/2024	5.270	50,000,000.00	49,634,027.78	49,260,736.11	50,000,000.00
1229038375	71344TFR8	PEPSICO, INC.	06/25/2024	5.270	50,000,000.00	49,597,430.56	49,275,375.00	49,584,500.00
1217020277	71344TGP1	PEPSICO, INC.	07/23/2024	5.190	50,000,000.00	49,401,708.33	48,962,000.00	49,374,500.00
1231479012	71344TFQ0	PEPSICO, INC.	06/24/2024	5.260	50,000,000.00	49,605,500.00	49,305,972.22	49,592,000.00
1214367405	71344TGN6	PEPSICO, INC.	07/22/2024	5.190	50,000,000.00	49,408,916.67	48,954,791.67	49,382,000.00
1230566759	71344TFU1	PEPSICO, INC.	06/28/2024	5.270	50,000,000.00	49,575,472.22	49,268,055.56	49,562,500.00
1226785521	71344TFE7	PEPSICO, INC.	06/14/2024	5.270	50,000,000.00	49,677,944.45	49,333,930.56	49,667,000.00
1231479028	71344TGF3	PEPSICO, INC.	07/15/2024	5.230	50,000,000.00	49,455,208.33	49,157,388.89	49,435,500.00
1220406567	71708EF67	Pfizer	06/06/2024	5.280	20,000,000.00	19,894,400.00	19,730,133.33	19,890,400.00
1244229502	71708EG82	Pfizer	07/08/2024	5.290	42,750,000.00	42,322,832.50	42,159,503.75	42,311,812.50
1239587451	71708EG17	Pfizer	07/01/2024	5.290	50,000,000.00	49,551,819.45	49,331,402.78	49,540,000.00
1220406565	71708EF67	Pfizer	06/06/2024	5.280	50,000,000.00	49,736,000.00	49,325,333.33	49,726,000.00
1247068572	71708EH57	Pfizer	08/05/2024	5.290	50,000,000.00	49,294,666.66	49,147,722.22	49,276,500.00
1224793886	71708EFA8	Pfizer	06/10/2024	5.280	50,000,000.00	49,706,666.67	49,347,333.33	50,000,000.00
1245939482	71708EH99	Pfizer	08/09/2024	5.270	50,000,000.00	49,268,055.56	49,107,027.78	49,246,500.00
1194573244	71708EE35	Pfizer	05/03/2024	5.230	15,000,000.00	14,995,641.67	14,801,695.83	14,993,850.00
1239587445	71708EG17	Pfizer	07/01/2024	5.290	50,000,000.00	49,551,819.45	49,331,402.78	49,540,000.00

**LOS ANGELES COUNTY TREASURER**  
**TREASURER PORTFOLIO COMPARED TO MARKET VALUE**  
**FOR THE PERIOD: APRIL 1, 2024 TO APRIL 30, 2024**  
**FUND: POOLED SURPLUS INVESTMENTS**  
**ATTACHMENT X**

Security ID	CUSIP	Description	Maturity Date	Face Rate	PAR	Amortized Cost	Historical Cost	Market Value
1218791731	71708EF34	PFIZER	06/03/2024	5.280	50,000,000.00	49,758,000.00	49,332,666.67	49,749,000.00
1241572233	71708EHC2	PFIZER	08/12/2024	5.250	50,000,000.00	49,248,958.33	49,052,083.33	49,224,500.00
1229748369	71708EGG4	PFIZER	07/16/2024	5.260	50,000,000.00	49,444,777.78	49,130,638.89	49,428,000.00
1191200988	71708EE19	PFIZER	05/01/2024	5.210	50,000,000.00	50,000,000.00	49,341,513.89	49,993,000.00
1220406566	71708EF67	PFIZER	06/06/2024	5.280	50,000,000.00	49,736,000.00	49,325,333.33	49,726,000.00
1247068567	71708EH57	PFIZER	08/05/2024	5.290	41,225,000.00	40,643,452.66	40,522,296.97	40,628,474.25
1239587448	71708EGW9	PFIZER	07/30/2024	5.240	50,000,000.00	49,345,000.00	49,126,666.67	49,322,500.00
1241572239	71708EHS7	PFIZER	08/26/2024	5.220	50,000,000.00	49,151,750.00	48,941,500.00	49,123,000.00
1196589700	71708EF59	PFIZER	06/05/2024	5.230	33,959,000.00	33,786,327.92	33,366,981.43	33,777,998.53
1195417903	71708EEX9	PFIZER	05/31/2024	5.200	50,000,000.00	49,783,333.33	49,162,222.22	49,771,000.00
1219605417	71708EF59	PFIZER	06/05/2024	5.270	50,000,000.00	49,743,819.44	49,326,611.11	49,733,500.00
1259332202	71708EGX7	PFIZER	07/31/2024	5.315	50,000,000.00	49,328,243.05	49,320,861.11	49,315,000.00
1218791732	71708EF34	PFIZER	06/03/2024	5.280	38,000,000.00	37,816,080.00	37,492,826.67	37,809,240.00
1239587440	71708EGW9	PFIZER	07/30/2024	5.240	50,000,000.00	49,345,000.00	49,126,666.67	49,322,500.00
1225612090	71708EFE0	PFIZER	06/14/2024	5.280	50,000,000.00	49,677,333.33	49,325,333.33	49,667,000.00
1194573237	71708EE35	PFIZER	05/03/2024	5.230	50,000,000.00	49,985,472.22	49,338,986.11	49,979,500.00
1241572234	71708EHC2	PFIZER	08/12/2024	5.250	50,000,000.00	49,248,958.33	49,052,083.33	49,224,500.00
1233534275	82124LFU1	SHEFFIELD RECEIVABLES COMPANY LLC	06/28/2024	5.330	50,000,000.00	49,570,638.89	49,266,361.11	49,561,000.00
1252506138	82124LGN6	SHEFFIELD RECEIVABLES COMPANY LLC	07/22/2024	5.370	50,000,000.00	49,388,416.66	49,291,458.33	49,381,000.00
1230566760	82124LFH0	SHEFFIELD RECEIVABLES COMPANY LLC	06/17/2024	5.340	50,000,000.00	49,651,416.66	49,347,333.33	49,642,500.00
1199147297	82124LE32	SHEFFIELD RECEIVABLES COMPANY LLC	05/03/2024	5.320	50,000,000.00	49,985,222.22	49,371,944.44	49,979,500.00
1253964805	82124LGR7	SHEFFIELD RECEIVABLES COMPANY LLC	07/25/2024	5.370	50,000,000.00	49,366,041.67	49,298,916.67	49,358,500.00
1223929274	82124LF72	SHEFFIELD RECEIVABLES COMPANY LLC	06/07/2024	5.320	50,000,000.00	49,726,611.11	49,364,555.56	49,717,500.00
1225588116	82124LE77	SHEFFIELD RECEIVABLES COMPANY LLC	06/14/2024	5.320	50,000,000.00	49,674,888.89	49,312,833.33	49,665,000.00
1223048104	82124LFA5	SHEFFIELD RECEIVABLES COMPANY LLC	06/10/2024	5.330	50,000,000.00	49,703,888.89	49,326,347.22	49,695,000.00
1226785515	82124LFM9	SHEFFIELD RECEIVABLES COMPANY LLC	06/21/2024	5.340	50,000,000.00	49,621,750.00	49,273,166.67	49,613,000.00
1203356530	82124LEF5	SHEFFIELD RECEIVABLES COMPANY LLC	05/15/2024	5.320	50,000,000.00	49,896,555.56	49,335,000.00	49,889,000.00
1236077153	82124LG14	SHEFFIELD RECEIVABLES COMPANY LLC	07/01/2024	5.350	50,000,000.00	49,546,736.11	49,286,666.67	49,538,500.00
1220419337	82124LF56	SHEFFIELD RECEIVABLES COMPANY LLC	06/05/2024	5.320	50,000,000.00	49,741,388.89	49,327,611.11	49,732,500.00
1255525381	82124LGX4	SHEFFIELD RECEIVABLES COMPANY LLC	07/31/2024	5.390	50,000,000.00	49,318,763.89	49,266,361.11	49,312,500.00
1226785508	82124LFD9	SHEFFIELD RECEIVABLES COMPANY LLC	06/13/2024	5.330	50,000,000.00	49,681,680.56	49,333,750.00	49,672,500.00
1251220776	82124LGK2	SHEFFIELD RECEIVABLES COMPANY LLC	07/19/2024	5.360	50,000,000.00	49,411,888.89	49,300,222.22	49,403,500.00
1232432792	82124LFL1	SHEFFIELD RECEIVABLES COMPANY LLC	06/20/2024	5.340	50,000,000.00	49,629,166.67	49,332,500.00	49,620,500.00
1249633862	82124LGF3	SHEFFIELD RECEIVABLES COMPANY LLC	07/15/2024	5.360	50,000,000.00	49,441,666.67	49,322,555.56	49,433,000.00
1200782708	82124LEF5	SHEFFIELD RECEIVABLES COMPANY LLC	05/15/2024	5.320	50,000,000.00	49,896,555.56	49,312,833.33	49,889,000.00
1222216591	82124LF72	SHEFFIELD RECEIVABLES COMPANY LLC	06/07/2024	5.330	50,000,000.00	49,726,097.22	49,326,347.22	49,717,500.00
1191200989	82124LE16	SHEFFIELD RECEIVABLES COMPANY LLC	05/01/2024	5.310	50,000,000.00	50,000,000.00	49,328,875.00	49,993,000.00
1236937627	19121AHF1	THE COCA-COLA COMPANY	08/15/2024	5.230	50,000,000.00	49,230,027.78	48,983,055.56	49,203,500.00
1247082995	19121AJP7	THE COCA-COLA COMPANY	09/23/2024	5.230	50,000,000.00	48,946,736.11	48,801,458.33	48,919,000.00
1236937615	19121AHF1	THE COCA-COLA COMPANY	08/15/2024	5.230	50,000,000.00	49,230,027.78	48,983,055.56	49,203,500.00
1247083003	19121AJP7	THE COCA-COLA COMPANY	09/23/2024	5.230	50,000,000.00	48,946,736.11	48,801,458.33	48,919,000.00
1247860505	74271TGA5	THE PROCTER & GAMBLE COMPANY	07/10/2024	5.310	50,000,000.00	49,483,750.00	49,343,625.00	49,476,500.00
1247860504	74271TGA5	THE PROCTER & GAMBLE COMPANY	07/10/2024	5.310	50,000,000.00	49,483,750.00	49,343,625.00	49,476,500.00
1214367406	89119AF37	THE TORONTO-DOMINION BANK	06/03/2024	5.290	50,000,000.00	49,757,541.67	49,302,013.89	49,749,500.00
1221237347	89119AF78	THE TORONTO-DOMINION BANK	06/07/2024	5.290	50,000,000.00	49,728,152.78	49,324,055.56	49,720,500.00
1257862179	89119AGR3	THE TORONTO-DOMINION BANK	07/25/2024	5.340	50,000,000.00	49,369,583.33	49,332,500.00	49,366,000.00
1208378683	89119AEF1	THE TORONTO-DOMINION BANK	05/15/2024	5.290	50,000,000.00	49,897,138.89	49,390,180.56	49,890,000.00
1257862190	89119AGR3	THE TORONTO-DOMINION BANK	07/25/2024	5.340	50,000,000.00	49,369,583.33	49,332,500.00	49,366,000.00
1229748364	89119AFR4	THE TORONTO-DOMINION BANK	06/25/2024	5.310	50,000,000.00	49,594,375.00	49,292,000.00	50,000,000.00
1229038373	89119AFE3	THE TORONTO-DOMINION BANK	06/14/2024	5.320	50,000,000.00	49,674,888.89	49,364,555.56	49,669,000.00
1214367411	89119AF37	THE TORONTO-DOMINION BANK	06/03/2024	5.290	50,000,000.00	49,757,541.67	49,302,013.89	49,749,500.00
1251776852	89119AGN2	THE TORONTO-DOMINION BANK	07/22/2024	5.300	50,000,000.00	49,396,388.89	49,293,333.33	49,388,000.00
1233534274	89119AG10	THE TORONTO-DOMINION BANK	07/01/2024	5.330	50,000,000.00	49,548,430.56	49,274,527.78	50,000,000.00
1232432800	89119AFU7	THE TORONTO-DOMINION BANK	06/28/2024	5.330	50,000,000.00	49,570,638.89	49,274,527.78	49,565,500.00
1255528597	89119AGQ5	THE TORONTO-DOMINION BANK	07/24/2024	5.330	50,000,000.00	49,378,166.66	49,326,347.22	49,373,000.00
1232432796	89119AFU7	THE TORONTO-DOMINION BANK	06/28/2024	5.330	50,000,000.00	49,570,638.89	49,274,527.78	49,565,500.00
1229748363	89119AFR4	THE TORONTO-DOMINION BANK	06/25/2024	5.310	50,000,000.00	49,594,375.00	49,292,000.00	50,000,000.00
1229038379	89119AFE3	THE TORONTO-DOMINION BANK	06/14/2024	5.320	50,000,000.00	49,674,888.89	49,364,555.56	49,669,000.00
1207761577	89119AEL8	THE TORONTO-DOMINION BANK	05/20/2024	5.290	50,000,000.00	49,860,402.78	49,346,097.22	50,000,000.00
1217020276	89119AF52	THE TORONTO-DOMINION BANK	06/05/2024	5.280	50,000,000.00	49,743,333.33	49,296,000.00	49,735,000.00
1213311333	89119AEX2	THE TORONTO-DOMINION BANK	05/31/2024	5.300	50,000,000.00	49,779,166.67	49,308,055.56	49,772,000.00
1215297650	88602TEN9	THUNDER BAY FUNDING, LLC	05/22/2024	5.290	50,000,000.00	49,845,708.33	49,419,569.44	49,837,500.00
1232432801	88602TFM0	THUNDER BAY FUNDING, LLC	06/21/2024	5.320	50,000,000.00	49,623,166.67	49,327,611.11	49,614,500.00
1205054743	88602TEL3	THUNDER BAY FUNDING, LLC	05/20/2024	5.280	40,000,000.00	39,888,533.33	39,448,533.33	39,881,600.00
1247082994	88602TGF4	THUNDER BAY FUNDING, LLC	07/15/2024	5.350	50,000,000.00	49,442,708.33	49,323,819.44	49,434,000.00
1213311340	88602TEH2	THUNDER BAY FUNDING, LLC	05/17/2024	5.290	50,000,000.00	49,882,444.44	49,412,222.22	49,874,500.00
1235365098	88602TFR9	THUNDER BAY FUNDING, LLC	06/25/2024	5.330	50,000,000.00	49,592,847.22	49,333,750.00	49,584,000.00
1203360359	88602TEF6	THUNDER BAY FUNDING, LLC	05/15/2024	5.280	50,000,000.00	49,897,333.33	49,347,333.33	49,889,500.00
1253208846	88602TGK3	THUNDER BAY FUNDING, LLC	07/19/2024	5.340	50,000,000.00	49,414,083.34	49,362,166.67	49,404,500.00

**LOS ANGELES COUNTY TREASURER**  
**TREASURER PORTFOLIO COMPARED TO MARKET VALUE**  
**FOR THE PERIOD: APRIL 1, 2024 TO APRIL 30, 2024**  
**FUND: POOLED SURPLUS INVESTMENTS**  
**ATTACHMENT X**

Security ID	CUSIP	Description	Maturity Date	Face Rate	PAR	Amortized Cost	Historical Cost	Market Value
1251792907	88602TGGK3	THUNDER BAY FUNDING, LLC	07/19/2024	5.350	50,000,000.00	49,412,986.11	49,346,111.11	49,404,500.00
1247083000	88602TGF4	THUNDER BAY FUNDING, LLC	07/15/2024	5.350	25,000,000.00	24,721,354.16	24,661,909.72	24,717,000.00
1231479025	88602TFH1	THUNDER BAY FUNDING, LLC	06/17/2024	5.320	50,000,000.00	49,652,722.22	49,379,333.33	49,644,000.00
1210762999	88602TEL3	THUNDER BAY FUNDING, LLC	05/20/2024	5.290	50,000,000.00	49,860,402.78	49,397,527.78	49,852,000.00
1193064188	88602TE66	THUNDER BAY FUNDING, LLC	05/06/2024	5.270	50,000,000.00	49,963,402.78	49,341,250.00	49,959,000.00
1229038377	88602TFC2	THUNDER BAY FUNDING, LLC	06/12/2024	5.320	50,000,000.00	49,689,666.67	49,364,555.56	49,681,000.00
1201525397	88602TF32	THUNDER BAY FUNDING, LLC	06/03/2024	5.265	50,000,000.00	49,758,687.50	49,188,312.50	49,748,500.00
1251792908	88602TGGK3	THUNDER BAY FUNDING, LLC	07/19/2024	5.350	50,000,000.00	49,412,986.11	49,346,111.11	49,404,500.00
1214367412	88602TF57	THUNDER BAY FUNDING, LLC	06/05/2024	5.290	50,000,000.00	49,742,847.22	49,294,666.67	49,733,500.00
1209968191	88602TEW9	THUNDER BAY FUNDING, LLC	05/30/2024	5.280	50,000,000.00	49,787,333.33	49,310,666.67	49,778,500.00
1235365096	89233GG59	TOYOTA MOTOR CREDIT CORPORATION	07/05/2024	5.300	50,000,000.00	49,521,527.78	49,256,527.78	49,507,000.00
1200782718	89233GEW2	TOYOTA MOTOR CREDIT CORPORATION	05/30/2024	5.290	50,000,000.00	49,786,930.56	49,206,500.00	49,777,500.00
1241572240	89233GGN0	TOYOTA MOTOR CREDIT CORPORATION	07/22/2024	5.290	50,000,000.00	49,397,527.78	49,184,458.33	49,378,500.00
1233534266	89233GGA8	TOYOTA MOTOR CREDIT CORPORATION	07/10/2024	5.290	50,000,000.00	49,485,694.44	49,213,847.22	49,469,500.00
1235365092	89233GGB6	TOYOTA MOTOR CREDIT CORPORATION	07/11/2024	5.290	50,000,000.00	49,478,347.22	49,221,194.44	49,462,000.00
1206662599	89233GEW2	TOYOTA MOTOR CREDIT CORPORATION	05/30/2024	5.310	50,000,000.00	49,786,125.00	49,269,875.00	49,777,500.00
1235365099	89233GG59	TOYOTA MOTOR CREDIT CORPORATION	07/05/2024	5.300	50,000,000.00	49,521,527.78	49,256,527.78	49,507,000.00
1249633860	89233GGQ3	TOYOTA MOTOR CREDIT CORPORATION	07/24/2024	5.340	50,000,000.00	49,377,000.00	49,258,333.33	49,362,500.00
1200782712	89233GEX0	TOYOTA MOTOR CREDIT CORPORATION	05/31/2024	5.290	50,000,000.00	49,779,583.33	49,206,500.00	49,770,000.00
1206662600	89233GEW2	TOYOTA MOTOR CREDIT CORPORATION	05/30/2024	5.310	50,000,000.00	49,786,125.00	49,269,875.00	49,777,500.00
1233534269	89233GGA8	TOYOTA MOTOR CREDIT CORPORATION	07/10/2024	5.290	50,000,000.00	49,485,694.44	49,213,847.22	49,469,500.00
1195417940	90477DE36	UNILEVER CAPITAL CORPORATION	05/03/2024	5.290	30,000,000.00	29,991,183.33	29,616,475.00	29,987,700.00
1231479037	90477DF35	UNILEVER CAPITAL CORPORATION	06/03/2024	5.310	50,000,000.00	49,756,625.00	49,454,250.00	49,749,000.00
1220406571	90477DEH5	UNILEVER CAPITAL CORPORATION	05/17/2024	5.290	50,000,000.00	49,882,444.44	49,471,000.00	49,875,000.00
1259332199	90477DGX8	UNILEVER CAPITAL CORPORATION	07/31/2024	5.330	50,000,000.00	49,326,347.22	49,318,944.44	50,000,000.00
1201525392	90477DEF9	UNILEVER CAPITAL CORPORATION	05/15/2024	5.300	50,000,000.00	49,896,944.44	49,322,777.78	49,889,500.00
1209968192	90477DEN2	UNILEVER CAPITAL CORPORATION	05/22/2024	5.300	12,846,000.00	12,806,284.45	12,677,681.72	12,804,378.96
1221237346	90477DF43	UNILEVER CAPITAL CORPORATION	06/04/2024	5.290	50,000,000.00	49,750,194.44	49,346,097.22	49,741,000.00
1251792915	90477DGG3	UNILEVER CAPITAL CORPORATION	07/08/2024	5.300	50,000,000.00	49,499,444.44	49,403,750.00	49,487,500.00
1194573241	90477DE36	UNILEVER CAPITAL CORPORATION	05/03/2024	5.280	50,000,000.00	49,985,333.33	49,332,666.67	49,979,500.00
1258558502	90477DG34	UNILEVER CAPITAL CORPORATION	07/03/2024	5.320	50,000,000.00	49,534,500.00	49,519,722.22	50,000,000.00
1218815659	90477DEX0	UNILEVER CAPITAL CORPORATION	05/31/2024	5.290	50,000,000.00	49,779,583.33	49,353,444.44	49,771,000.00
1259332200	90477DGX8	UNILEVER CAPITAL CORPORATION	07/31/2024	5.330	50,000,000.00	49,326,347.22	49,318,944.44	50,000,000.00
1197358633	90477DE69	UNILEVER CAPITAL CORPORATION	05/06/2024	5.290	50,000,000.00	49,963,263.89	49,360,791.67	49,959,000.00
1200782717	90477DE36	UNILEVER CAPITAL CORPORATION	05/03/2024	5.250	50,000,000.00	49,985,416.67	49,409,375.00	49,979,500.00
1229748361	90477DEP7	UNILEVER CAPITAL CORPORATION	05/23/2024	5.310	50,000,000.00	49,837,750.00	49,520,625.00	49,830,500.00
1219627762	90477DF35	UNILEVER CAPITAL CORPORATION	06/03/2024	5.290	50,000,000.00	49,757,541.67	49,338,750.00	49,749,000.00
1251792919	90477DGG3	UNILEVER CAPITAL CORPORATION	07/08/2024	5.300	50,000,000.00	49,499,444.44	49,403,750.00	49,487,500.00
1191200985	90477DE10	UNILEVER CAPITAL CORPORATION	05/01/2024	5.270	50,000,000.00	50,000,000.00	49,333,930.56	49,993,000.00
1191200987	90477DE10	UNILEVER CAPITAL CORPORATION	05/01/2024	5.270	50,000,000.00	50,000,000.00	49,333,930.56	49,993,000.00
<b>CPD TOTAL</b>					<b>19,118,617,000.00</b>	<b>18,975,880,190.58</b>	<b>18,836,966,069.45</b>	<b>18,987,575,558.40</b>
1052207560	LACCAL20230614	LAC-CAL BAN	06/30/2025	5.755	5,000,000.00	5,000,000.00	5,000,000.00	5,000,000.00
1215324857	LACCAL20240229	LAC-CAL BAN	06/30/2026	5.824	10,000,000.00	10,000,000.00	10,000,000.00	10,000,000.00
<b>LACAL BANS TOTAL</b>					<b>15,000,000.00</b>	<b>15,000,000.00</b>	<b>15,000,000.00</b>	<b>15,000,000.00</b>
821809393	798170AG1	SUCCESSOR AGENCY TO THE REDEVELOPMENT AGENCY OF	08/01/2024	2.958	23,000,000.00	23,107,080.42	24,865,760.00	22,838,770.00
<b>CA MUNI BDN TOTAL</b>					<b>23,000,000.00</b>	<b>23,107,080.42</b>	<b>24,865,760.00</b>	<b>22,838,770.00</b>
					<b>38,000,000.00</b>	<b>38,107,080.42</b>	<b>39,865,760.00</b>	<b>37,838,770.00</b>
1232432799	912797KP1	UNITED STATES TREASURY	07/16/2024	5.185	50,000,000.00	49,452,694.45	49,164,638.89	49,450,743.50
1215297648	912797JZ1	UNITED STATES TREASURY	06/04/2024	5.190	50,000,000.00	49,754,916.67	49,308,000.00	49,749,126.50
1245270966	912796Y52	UNITED STATES TREASURY	07/05/2024	5.215	50,000,000.00	49,529,201.39	49,362,611.11	49,518,200.00
1247068568	912797GK7	UNITED STATES TREASURY	08/08/2024	5.201	50,000,000.00	49,284,862.50	49,140,390.28	49,273,800.00
1236076700	912796Y52	UNITED STATES TREASURY	07/05/2024	5.165	50,000,000.00	49,533,715.28	49,282,638.89	49,518,200.00
1180740462	912797JV0	UNITED STATES TREASURY	05/07/2024	5.165	50,000,000.00	49,956,958.33	49,196,555.56	49,948,848.50
1166058696	912797HQ3	UNITED STATES TREASURY	05/09/2024	5.095	50,000,000.00	49,943,388.89	49,044,687.50	49,936,170.00
1225612093	912797KN6	UNITED STATES TREASURY	07/09/2024	5.190	50,000,000.00	49,502,625.00	49,156,625.00	49,504,540.00
1246434257	912796Y52	UNITED STATES TREASURY	07/05/2024	5.220	50,000,000.00	49,528,750.00	49,376,500.00	49,518,200.00
1207761573	912797JX6	UNITED STATES TREASURY	05/21/2024	5.200	50,000,000.00	49,855,555.56	49,350,000.00	49,851,120.00
1258553875	912797JU2	UNITED STATES TREASURY	08/01/2024	5.215	50,000,000.00	49,333,638.89	49,319,152.78	49,322,700.00
1255525382	912797KH9	UNITED STATES TREASURY	07/02/2024	5.240	37,829,000.00	37,487,614.29	37,449,070.74	37,488,035.50
1257862181	912797GL5	UNITED STATES TREASURY	09/05/2024	5.180	50,000,000.00	49,086,305.55	49,050,333.33	49,068,000.00
1214367404	912797HR1	UNITED STATES TREASURY	05/23/2024	5.230	50,000,000.00	49,840,194.44	49,382,569.44	49,836,056.50
1188810756	912797JX6	UNITED STATES TREASURY	05/21/2024	5.168	50,000,000.00	49,856,444.44	49,167,377.78	49,851,120.00
1205054734	912797FH5	UNITED STATES TREASURY	05/16/2024	5.220	50,000,000.00	49,891,250.00	49,347,500.00	49,882,650.00
1247068566	912797GB7	UNITED STATES TREASURY	07/11/2024	5.230	50,000,000.00	49,484,263.89	49,338,986.11	49,470,500.00
1247860507	912797KW6	UNITED STATES TREASURY	08/06/2024	5.195	50,000,000.00	49,300,118.06	49,163,027.78	49,313,473.50
1219605422	912797KF3	UNITED STATES TREASURY	06/18/2024	5.190	50,000,000.00	49,654,000.00	49,243,125.00	49,652,018.00

LOS ANGELES COUNTY TREASURER  
TREASURER PORTFOLIO COMPARED TO MARKET VALUE  
FOR THE PERIOD: APRIL 1, 2024 TO APRIL 30, 2024  
FUND: POOLED SURPLUS INVESTMENTS  
ATTACHMENT X

Security ID	CUSIP	Description	Maturity Date	Face Rate	PAR	Amortized Cost	Historical Cost	Market Value
1251776851	912797KX4	UNITED STATES TREASURY	08/13/2024	5.230	50,000,000.00	49,244,555.56	49,150,125.00	49,259,336.50
1178732413	912797JV0	UNITED STATES TREASURY	05/07/2024	5.160	13,424,000.00	13,412,455.36	13,198,879.52	13,410,266.85
1040906986	912797FH5	UNITED STATES TREASURY	05/16/2024	4.890	50,000,000.00	49,898,125.00	47,582,166.67	49,882,650.00
1245270953	912796ZW2	UNITED STATES TREASURY	06/20/2024	5.190	50,000,000.00	49,639,583.34	49,473,791.67	49,626,800.00
1233534273	912796Y52	UNITED STATES TREASURY	07/05/2024	5.160	50,000,000.00	49,534,166.67	49,269,000.00	49,518,200.00
1244229506	912796Y52	UNITED STATES TREASURY	07/05/2024	5.210	50,000,000.00	49,529,652.78	49,341,513.89	49,518,200.00
1236937616	912796Y45	UNITED STATES TREASURY	06/27/2024	5.195	50,000,000.00	49,588,729.17	49,343,409.72	49,588,367.00
1197358647	912797HQ3	UNITED STATES TREASURY	05/09/2024	5.210	50,000,000.00	49,942,111.11	49,334,277.78	49,936,170.00
1245270927	912797GB7	UNITED STATES TREASURY	07/11/2024	5.155	50,000,000.00	49,491,659.72	49,326,986.11	49,470,500.00
1233534264	912797KP1	UNITED STATES TREASURY	07/16/2024	5.170	50,000,000.00	49,454,277.78	49,188,597.22	49,450,743.50
1241572238	912797KR7	UNITED STATES TREASURY	07/30/2024	5.185	50,000,000.00	49,351,875.00	49,143,034.72	49,355,083.50
1230560320	912797FS1	UNITED STATES TREASURY	06/13/2024	5.220	50,000,000.00	49,688,250.00	49,383,750.00	49,675,800.00
1177441019	912797JV0	UNITED STATES TREASURY	05/07/2024	5.185	50,000,000.00	49,956,791.67	49,143,034.72	49,948,848.50
1257862192	912797GL5	UNITED STATES TREASURY	09/05/2024	5.180	50,000,000.00	49,086,305.55	49,050,333.33	49,068,000.00
1245270957	912796Y52	UNITED STATES TREASURY	07/05/2024	5.215	50,000,000.00	49,529,201.39	49,362,611.11	49,518,200.00
1247068570	912797GB7	UNITED STATES TREASURY	07/11/2024	5.230	50,000,000.00	49,484,263.89	49,338,986.11	49,470,500.00
1195417908	912797FH5	UNITED STATES TREASURY	05/16/2024	5.180	50,000,000.00	49,892,083.33	49,273,361.11	49,882,650.00
1233534277	912797GK7	UNITED STATES TREASURY	08/08/2024	5.120	50,000,000.00	49,296,000.00	49,032,888.89	49,273,800.00
1236937614	912797KQ9	UNITED STATES TREASURY	07/23/2024	5.180	50,000,000.00	49,402,861.11	49,158,250.00	49,402,206.00
1223048086	912797KN6	UNITED STATES TREASURY	07/09/2024	5.190	50,000,000.00	49,502,625.00	49,142,208.33	49,504,540.00
1224793888	912796ZW2	UNITED STATES TREASURY	06/20/2024	5.188	50,000,000.00	49,639,756.94	49,286,718.75	49,626,800.00
1256327603	912797GL5	UNITED STATES TREASURY	09/05/2024	5.190	50,000,000.00	49,084,541.67	49,048,500.00	49,068,000.00
1059446188	912797FS1	UNITED STATES TREASURY	06/13/2024	5.050	50,000,000.00	49,698,402.78	47,552,152.78	49,675,800.00
1245270942	912797JZ1	UNITED STATES TREASURY	06/04/2024	5.230	50,000,000.00	49,753,027.78	49,585,958.33	49,749,126.50
1245939499	912797KW6	UNITED STATES TREASURY	08/06/2024	5.180	50,000,000.00	49,302,138.89	49,143,861.11	49,313,473.50
1231479035	912797KN6	UNITED STATES TREASURY	07/09/2024	5.170	50,000,000.00	49,504,541.67	49,210,138.89	49,504,540.00
1196589701	912797JY4	UNITED STATES TREASURY	05/28/2024	5.165	50,000,000.00	49,806,312.50	49,196,555.56	49,800,763.50
1236076698	912796Y52	UNITED STATES TREASURY	07/05/2024	5.160	50,000,000.00	49,534,166.66	49,283,333.33	49,518,200.00
1255525380	912797KR7	UNITED STATES TREASURY	07/30/2024	5.230	50,000,000.00	49,346,250.00	49,295,402.78	49,355,083.50
1180740456	912797JV0	UNITED STATES TREASURY	05/07/2024	5.165	50,000,000.00	49,956,958.33	49,196,555.56	49,948,848.50
1229748362	912797KF3	UNITED STATES TREASURY	06/18/2024	5.210	50,000,000.00	49,652,666.67	49,341,513.89	49,652,018.00
1257862177	912797KY2	UNITED STATES TREASURY	08/20/2024	5.230	50,000,000.00	49,193,708.33	49,157,388.89	49,209,624.00
1166058702	912797HQ3	UNITED STATES TREASURY	05/09/2024	5.095	50,000,000.00	49,943,388.89	49,044,687.50	49,936,170.00
1232432806	912797KQ9	UNITED STATES TREASURY	07/23/2024	5.180	50,000,000.00	49,402,861.11	49,143,861.11	49,402,206.00
1245270916	912797GB7	UNITED STATES TREASURY	07/11/2024	5.155	50,000,000.00	49,491,659.72	49,326,986.11	49,470,500.00
1245939493	912796Y45	UNITED STATES TREASURY	06/27/2024	5.192	37,104,000.00	36,798,980.38	36,681,253.51	36,798,535.38
1245270944	912796ZW2	UNITED STATES TREASURY	06/20/2024	5.190	50,000,000.00	49,639,583.34	49,473,791.67	49,626,800.00
1190173735	912797HH3	UNITED STATES TREASURY	05/02/2024	5.190	50,000,000.00	49,639,583.34	49,329,625.00	49,985,350.00
1245270959	912797KR7	UNITED STATES TREASURY	07/30/2024	5.190	50,000,000.00	49,351,250.00	49,185,458.33	49,355,083.50
1229748360	912797KF3	UNITED STATES TREASURY	06/18/2024	5.210	50,000,000.00	49,652,666.67	49,341,513.89	49,652,018.00
1256327599	912797KY2	UNITED STATES TREASURY	08/20/2024	5.240	50,000,000.00	49,192,166.67	49,155,777.78	49,209,624.00
1259332203	912797GK7	UNITED STATES TREASURY	08/08/2024	5.200	50,000,000.00	49,285,000.00	49,277,777.78	49,273,800.00
1257862186	912797KY2	UNITED STATES TREASURY	08/20/2024	5.230	50,000,000.00	49,193,708.33	49,157,388.89	49,209,624.00
1183705780	912797JW8	UNITED STATES TREASURY	05/14/2024	5.175	50,000,000.00	49,906,562.50	49,166,250.00	49,899,960.00
1190173737	912797HH3	UNITED STATES TREASURY	05/02/2024	5.190	50,000,000.00	49,992,791.67	49,329,625.00	49,985,350.00
1040906980	912797FH5	UNITED STATES TREASURY	05/16/2024	4.890	50,000,000.00	49,898,125.00	47,582,166.67	49,882,650.00
1251776843	912797KR7	UNITED STATES TREASURY	07/30/2024	5.220	50,000,000.00	49,347,500.00	49,246,000.00	49,355,083.50
1245270961	912796ZW2	UNITED STATES TREASURY	06/20/2024	5.190	50,000,000.00	49,639,583.34	49,473,791.67	49,626,800.00
1210762993	912797HH3	UNITED STATES TREASURY	05/02/2024	5.255	50,000,000.00	49,992,701.39	49,518,291.67	49,985,350.00
1247860514	912797KR7	UNITED STATES TREASURY	07/30/2024	5.200	50,000,000.00	49,350,000.00	49,212,777.78	49,355,083.50
1236937618	912796Y45	UNITED STATES TREASURY	06/27/2024	5.195	50,000,000.00	49,588,729.17	49,343,409.72	49,588,367.00
1246434252	912797KW6	UNITED STATES TREASURY	08/06/2024	5.230	50,000,000.00	49,295,402.78	49,142,861.11	49,313,473.50
1256327601	912797GL5	UNITED STATES TREASURY	09/05/2024	5.190	50,000,000.00	49,084,541.67	49,048,500.00	49,068,000.00
1059446186	912797FS1	UNITED STATES TREASURY	06/13/2024	5.050	50,000,000.00	49,698,402.78	47,552,152.78	49,675,800.00
1213311336	912797HS9	UNITED STATES TREASURY	05/30/2024	5.190	50,000,000.00	49,790,958.33	49,329,625.00	49,786,464.50
1249633281	912797KW6	UNITED STATES TREASURY	08/06/2024	5.200	50,000,000.00	49,299,444.45	49,183,888.89	49,313,473.50
1232432793	912797KQ9	UNITED STATES TREASURY	07/23/2024	5.175	50,000,000.00	49,403,437.50	49,144,687.50	49,402,206.00
1245270946	912796Y52	UNITED STATES TREASURY	07/05/2024	5.215	50,000,000.00	49,529,201.39	49,362,611.11	49,518,200.00
1201525396	912797HR1	UNITED STATES TREASURY	05/23/2024	5.180	50,000,000.00	49,841,722.22	49,280,555.56	49,836,056.50
1245270948	912797KR7	UNITED STATES TREASURY	07/30/2024	5.190	50,000,000.00	49,351,250.00	49,185,458.33	49,355,083.50
1040906982	912797FH5	UNITED STATES TREASURY	05/16/2024	4.890	50,000,000.00	49,898,125.00	47,582,166.67	49,882,650.00
1233534272	912797GK7	UNITED STATES TREASURY	08/08/2024	5.120	50,000,000.00	49,296,000.00	49,032,888.89	49,273,800.00
1188810753	912797JX6	UNITED STATES TREASURY	05/21/2024	5.168	50,000,000.00	49,856,444.44	49,167,377.78	49,851,120.00
1244229500	912796Y52	UNITED STATES TREASURY	07/05/2024	5.210	50,000,000.00	49,529,652.78	49,341,513.89	49,518,200.00
1245939489	912797KW6	UNITED STATES TREASURY	08/06/2024	5.180	50,000,000.00	49,302,138.89	49,143,861.11	49,313,473.50
1213311332	912797JX6	UNITED STATES TREASURY	05/21/2024	5.215	50,000,000.00	49,855,138.89	49,391,583.33	49,851,120.00
1254954678	912797KX4	UNITED STATES TREASURY	08/13/2024	5.220	50,000,000.00	49,246,000.00	49,188,000.00	49,259,336.50
1223048093	912797KF3	UNITED STATES TREASURY	06/18/2024	5.200	50,000,000.00	49,653,333.33	49,285,000.00	49,652,018.00
1231479014	912797KP1	UNITED STATES TREASURY	07/16/2024	5.172	50,000,000.00	49,454,066.67	49,159,550.00	49,450,743.50

**LOS ANGELES COUNTY TREASURER  
TREASURER PORTFOLIO COMPARED TO MARKET VALUE  
FOR THE PERIOD: APRIL 1, 2024 TO APRIL 30, 2024  
FUND: POOLED SURPLUS INVESTMENTS  
ATTACHMENT X**

Security ID	CUSIP	Description	Maturity Date	Face Rate	PAR	Amortized Cost	Historical Cost	Market Value
1236076705	912796Y52	UNITED STATES TREASURY	07/05/2024	5.160	50,000,000.00	49,534,166.66	49,283,333.33	49,518,200.00
1214367409	912797HT7	UNITED STATES TREASURY	06/06/2024	5.200	50,000,000.00	49,740,000.00	49,285,000.00	49,736,406.50
1257862184	912797GL5	UNITED STATES TREASURY	09/05/2024	5.180	50,000,000.00	49,086,305.55	49,050,333.33	49,068,000.00
1251214771	912797KX4	UNITED STATES TREASURY	08/13/2024	5.220	50,000,000.00	49,246,000.00	49,137,250.00	49,259,336.50
1236076699	912796Y52	UNITED STATES TREASURY	07/05/2024	5.165	50,000,000.00	49,533,715.28	49,282,638.89	49,518,200.00
1246434258	912796Y52	UNITED STATES TREASURY	07/05/2024	5.220	50,000,000.00	49,528,750.00	49,376,500.00	49,518,200.00
1239535803	912797KP1	UNITED STATES TREASURY	07/16/2024	5.180	50,000,000.00	49,453,222.22	49,237,388.89	49,450,743.50
1258553876	912797JU2	UNITED STATES TREASURY	08/01/2024	5.215	50,000,000.00	49,333,638.89	49,319,152.78	49,322,700.00
1202164089	912797JZ1	UNITED STATES TREASURY	06/04/2024	5.200	50,000,000.00	49,754,444.44	49,198,333.33	49,749,126.50
1059446191	912797FS1	UNITED STATES TREASURY	06/13/2024	5.050	50,000,000.00	49,698,402.78	47,552,152.78	49,675,800.00
1257862193	912797KY2	UNITED STATES TREASURY	08/20/2024	5.230	50,000,000.00	49,193,708.33	49,157,388.89	49,209,624.00
1245270965	912796ZW2	UNITED STATES TREASURY	06/20/2024	5.190	50,000,000.00	49,639,583.34	49,473,791.67	49,626,800.00
1223048098	912797KN6	UNITED STATES TREASURY	07/09/2024	5.190	50,000,000.00	49,502,625.00	49,142,208.33	49,504,540.00
1177441016	912797JV0	UNITED STATES TREASURY	05/07/2024	5.185	23,702,000.00	23,681,517.52	23,677,752.14	23,677,752.14
1256327606	912797GL5	UNITED STATES TREASURY	09/05/2024	5.190	50,000,000.00	49,084,541.67	49,048,500.00	49,068,000.00
1251776850	912797KX4	UNITED STATES TREASURY	08/13/2024	5.230	50,000,000.00	49,244,555.56	49,150,125.00	49,259,336.50
1253964806	912797KB2	UNITED STATES TREASURY	08/15/2024	5.170	50,000,000.00	49,238,861.11	49,174,236.11	49,250,900.00
1229748365	912797KP1	UNITED STATES TREASURY	07/16/2024	5.180	9,136,000.00	9,036,092.76	9,035,639.85	9,035,639.85
1199147298	912797HQ3	UNITED STATES TREASURY	05/09/2024	5.200	50,000,000.00	49,942,222.22	49,342,777.78	49,936,170.00
1245270954	912796Y52	UNITED STATES TREASURY	07/05/2024	5.215	50,000,000.00	49,529,201.39	49,362,611.11	49,518,200.00
1225612096	912796ZW2	UNITED STATES TREASURY	06/20/2024	5.195	50,000,000.00	49,639,236.11	49,292,902.78	49,626,800.00
1241572237	912797KR7	UNITED STATES TREASURY	07/30/2024	5.185	50,000,000.00	49,351,875.00	49,143,034.72	49,355,083.50
1245939487	912796Y45	UNITED STATES TREASURY	06/27/2024	5.192	50,000,000.00	49,588,966.67	49,430,322.22	49,588,367.00
1247860506	912797KW6	UNITED STATES TREASURY	08/06/2024	5.195	50,000,000.00	49,300,118.06	49,163,027.78	49,313,473.50
1236937626	912797KQ9	UNITED STATES TREASURY	07/23/2024	5.180	50,000,000.00	49,402,861.11	49,158,250.00	49,402,206.00
1236937630	912796Y52	UNITED STATES TREASURY	07/05/2024	5.150	50,000,000.00	49,535,069.44	49,291,875.00	49,518,200.00
1202164093	912797JY4	UNITED STATES TREASURY	05/28/2024	5.210	50,000,000.00	49,804,625.00	49,247,444.44	49,800,763.50
1059446187	912797FS1	UNITED STATES TREASURY	06/13/2024	5.050	50,000,000.00	49,698,402.78	47,552,152.78	49,675,800.00
1247860512	912797GK7	UNITED STATES TREASURY	08/08/2024	5.195	50,000,000.00	49,285,687.50	49,148,597.22	49,273,800.00
1245270926	912797KR7	UNITED STATES TREASURY	07/30/2024	5.190	50,000,000.00	49,351,250.00	49,185,458.33	49,355,083.50
1224793885	912796ZW2	UNITED STATES TREASURY	06/20/2024	5.188	50,000,000.00	49,639,756.94	49,286,718.75	49,626,800.00
1201525395	912797HR1	UNITED STATES TREASURY	05/23/2024	5.180	50,000,000.00	49,841,722.22	49,280,555.56	49,836,056.50
1040906974	912797FH5	UNITED STATES TREASURY	05/16/2024	4.890	50,000,000.00	49,898,125.00	47,582,166.67	49,882,650.00
1188810746	912797HH3	UNITED STATES TREASURY	05/02/2024	5.160	50,000,000.00	49,992,833.33	49,304,833.33	49,985,350.00
1247068571	912797KW6	UNITED STATES TREASURY	08/06/2024	5.220	50,000,000.00	49,296,750.00	49,151,750.00	49,313,473.50
1233534278	912797KP1	UNITED STATES TREASURY	07/16/2024	5.170	50,000,000.00	49,454,277.78	49,188,597.22	49,450,743.50
1220406570	912797KH9	UNITED STATES TREASURY	07/02/2024	5.190	50,000,000.00	49,553,083.34	49,149,416.67	49,549,334.50
1231479036	912797KH9	UNITED STATES TREASURY	07/02/2024	5.190	50,000,000.00	49,553,083.34	49,257,541.67	49,549,334.50
1208378684	912797JW8	UNITED STATES TREASURY	05/14/2024	5.208	25,055,000.00	25,007,884.42	24,757,809.42	25,004,869.96
1208378682	912797JW8	UNITED STATES TREASURY	05/14/2024	5.208	50,000,000.00	49,905,975.69	49,406,923.61	49,899,960.00
1223048100	912797KF3	UNITED STATES TREASURY	06/18/2024	5.200	50,000,000.00	49,653,333.33	49,285,000.00	49,652,018.00
1245270928	912797GB7	UNITED STATES TREASURY	07/11/2024	5.155	50,000,000.00	49,491,659.72	49,326,986.11	49,470,500.00
1207761572	912797HR1	UNITED STATES TREASURY	05/23/2024	5.210	50,000,000.00	49,840,805.56	49,334,277.78	49,836,056.50
1257862178	912797GL5	UNITED STATES TREASURY	09/05/2024	5.180	50,000,000.00	49,086,305.55	49,050,333.33	49,068,000.00
1230560321	912797FS1	UNITED STATES TREASURY	06/13/2024	5.220	50,000,000.00	49,688,250.00	49,383,750.00	49,675,800.00
1245270956	912796Y52	UNITED STATES TREASURY	07/05/2024	5.215	50,000,000.00	49,529,201.39	49,362,611.11	49,518,200.00
1223048085	912797KG1	UNITED STATES TREASURY	06/25/2024	5.170	50,000,000.00	49,605,069.44	49,238,861.11	49,601,955.00
1247068569	912797KW6	UNITED STATES TREASURY	08/06/2024	5.220	50,000,000.00	49,296,750.00	49,151,750.00	49,313,473.50
1245270915	912797GB7	UNITED STATES TREASURY	07/11/2024	5.155	50,000,000.00	49,491,659.72	49,326,986.11	49,470,500.00
1245270943	912797JZ1	UNITED STATES TREASURY	06/04/2024	5.230	50,000,000.00	49,753,027.78	49,585,958.33	49,749,126.50
1231479019	912797KN6	UNITED STATES TREASURY	07/09/2024	5.170	50,000,000.00	49,504,541.67	49,210,138.89	49,504,540.00
1245270930	912797GB7	UNITED STATES TREASURY	07/11/2024	5.155	50,000,000.00	49,491,659.72	49,326,986.11	49,470,500.00
1215297641	912797JZ1	UNITED STATES TREASURY	06/04/2024	5.190	50,000,000.00	49,754,916.67	49,308,000.00	49,749,126.50
1229748359	912797KP1	UNITED STATES TREASURY	07/16/2024	5.180	50,000,000.00	49,453,222.22	49,143,861.11	49,450,743.50
1251214774	912797KX4	UNITED STATES TREASURY	08/13/2024	5.220	50,000,000.00	49,246,000.00	49,137,250.00	49,259,336.50
1213311337	912797HS9	UNITED STATES TREASURY	05/30/2024	5.190	50,000,000.00	49,790,958.33	49,329,625.00	49,786,464.50
1259332204	912797GK7	UNITED STATES TREASURY	08/08/2024	5.200	49,947,000.00	49,232,757.90	49,225,543.33	49,221,569.77
1202164096	912797JY4	UNITED STATES TREASURY	05/28/2024	5.210	50,000,000.00	49,804,625.00	49,247,444.44	49,800,763.50
1256327598	912797KY2	UNITED STATES TREASURY	08/20/2024	5.240	50,000,000.00	49,192,166.67	49,155,777.78	49,209,624.00
1233534267	912796Y52	UNITED STATES TREASURY	07/05/2024	5.160	50,000,000.00	49,534,166.67	49,269,000.00	49,518,200.00
1231479032	912797KP1	UNITED STATES TREASURY	07/16/2024	5.172	50,000,000.00	49,454,066.67	49,159,550.00	49,450,743.50
1232432805	912797KQ9	UNITED STATES TREASURY	07/23/2024	5.175	50,000,000.00	49,403,437.50	49,144,687.50	49,402,206.00
1226785518	912797KN6	UNITED STATES TREASURY	07/09/2024	5.200	50,000,000.00	49,501,666.67	49,162,222.22	49,504,540.00
1186538810	912797JX6	UNITED STATES TREASURY	05/21/2024	5.170	50,000,000.00	49,856,388.89	49,152,694.44	49,851,120.00
1247860515	912797KR7	UNITED STATES TREASURY	07/30/2024	5.200	50,000,000.00	49,350,000.00	49,212,777.78	49,355,083.50
1220406572	912797KH9	UNITED STATES TREASURY	07/02/2024	5.190	31,647,000.00	31,364,128.57	31,108,631.79	31,361,755.78
1059446185	912797FS1	UNITED STATES TREASURY	06/13/2024	5.050	50,000,000.00	49,698,402.78	47,552,152.78	49,675,800.00
1202164098	912797JZ1	UNITED STATES TREASURY	06/04/2024	5.200	50,000,000.00	49,754,444.44	49,198,333.33	49,749,126.50
1246434253	912797KW6	UNITED STATES TREASURY	08/06/2024	5.230	50,000,000.00	49,295,402.78	49,142,861.11	49,313,473.50



**LOS ANGELES COUNTY TREASURER  
TREASURER PORTFOLIO COMPARED TO MARKET VALUE  
FOR THE PERIOD: APRIL 1, 2024 TO APRIL 30, 2024  
FUND: POOLED SURPLUS INVESTMENTS  
ATTACHMENT X**

Security ID	CUSIP	Description	Maturity Date	Face Rate	PAR	Amortized Cost	Historical Cost	Market Value
1256327600	912797GL5	UNITED STATES TREASURY	09/05/2024	5.190	50,000,000.00	49,084,541.67	49,048,500.00	49,068,000.00
1249633282	912797KW6	UNITED STATES TREASURY	08/06/2024	5.200	50,000,000.00	49,299,444.45	49,183,888.89	49,313,473.50
1232432794	912797KP1	UNITED STATES TREASURY	07/16/2024	5.185	50,000,000.00	49,452,694.45	49,164,638.89	49,450,743.50
1195417933	912797FH5	UNITED STATES TREASURY	05/16/2024	5.180	50,000,000.00	49,892,083.33	49,273,361.11	49,882,650.00
1251776844	912797KR7	UNITED STATES TREASURY	07/30/2024	5.220	50,000,000.00	49,347,500.00	49,246,000.00	49,355,083.50
1223048103	912797KG1	UNITED STATES TREASURY	06/25/2024	5.170	50,000,000.00	49,605,069.44	49,238,861.11	49,601,955.00
1190173736	912797JX6	UNITED STATES TREASURY	05/21/2024	5.160	50,000,000.00	49,856,666.67	49,197,333.33	49,851,120.00
1247860513	912797GK7	UNITED STATES TREASURY	08/08/2024	5.195	50,000,000.00	49,285,687.50	49,148,597.22	49,273,800.00
1225612088	912797KN6	UNITED STATES TREASURY	07/09/2024	5.190	50,000,000.00	49,502,625.00	49,156,625.00	49,504,540.00
1245270960	912797KR7	UNITED STATES TREASURY	07/30/2024	5.190	50,000,000.00	49,351,250.00	49,185,458.33	49,355,083.50
1226785516	912797KN6	UNITED STATES TREASURY	07/09/2024	5.200	50,000,000.00	49,501,666.67	49,162,222.22	49,504,540.00
1178732412	912797JV0	UNITED STATES TREASURY	05/07/2024	5.160	50,000,000.00	49,957,000.00	49,161,500.00	49,948,848.50
1214367410	912797HT7	UNITED STATES TREASURY	06/06/2024	5.200	50,000,000.00	49,740,000.00	49,285,000.00	49,736,406.50
1232432803	912797KQ9	UNITED STATES TREASURY	07/23/2024	5.180	50,000,000.00	49,402,861.11	49,143,861.11	49,402,206.00
1241572232	912797KR7	UNITED STATES TREASURY	07/30/2024	5.185	11,950,000.00	11,795,098.13	11,745,185.30	11,795,864.96
1186538814	912797JW8	UNITED STATES TREASURY	05/14/2024	5.160	50,000,000.00	49,906,833.33	49,204,500.00	49,899,960.00
1188810754	912797JV0	UNITED STATES TREASURY	05/07/2024	5.160	50,000,000.00	49,957,000.00	49,290,500.00	49,948,848.50
1213311335	912797JX6	UNITED STATES TREASURY	05/21/2024	5.215	37,219,000.00	37,111,168.29	36,766,106.80	37,108,176.71
1253208849	912797KY2	UNITED STATES TREASURY	08/20/2024	5.220	50,000,000.00	49,195,250.00	49,137,250.00	49,209,624.00
1245270962	912797KR7	UNITED STATES TREASURY	07/30/2024	5.190	50,000,000.00	49,351,250.00	49,185,458.33	49,355,083.50
1188810752	912797JV0	UNITED STATES TREASURY	05/07/2024	5.160	50,000,000.00	49,957,000.00	49,290,500.00	49,948,848.50
1225612092	912796ZW2	UNITED STATES TREASURY	06/20/2024	5.195	50,000,000.00	49,639,236.11	49,292,902.78	49,626,800.00
1186538816	912797JW8	UNITED STATES TREASURY	05/14/2024	5.160	50,000,000.00	49,906,833.33	49,204,500.00	49,899,960.00
1257862185	912797KY2	UNITED STATES TREASURY	08/20/2024	5.230	50,000,000.00	49,193,708.33	49,157,388.89	49,209,624.00
1253208847	912797KY2	UNITED STATES TREASURY	08/20/2024	5.220	50,000,000.00	49,195,250.00	49,137,250.00	49,209,624.00
1205054737	912797FH5	UNITED STATES TREASURY	05/16/2024	5.220	50,000,000.00	49,891,250.00	49,347,500.00	49,882,650.00
1040906983	912797FH5	UNITED STATES TREASURY	05/16/2024	4.890	50,000,000.00	49,898,125.00	47,582,166.67	49,882,650.00
1210762998	912797HH3	UNITED STATES TREASURY	05/02/2024	5.255	50,000,000.00	49,992,701.39	49,518,291.67	49,985,350.00
1197358637	912797HQ3	UNITED STATES TREASURY	05/09/2024	5.210	50,000,000.00	49,942,111.11	49,334,277.78	49,936,170.00
<b>US T-BILL GOVERNMENT TOTAL</b>					<b>9,077,013,000.00</b>	<b>8,997,153,913.56</b>	<b>8,922,743,899.78</b>	<b>8,996,306,070.89</b>
821809591	91282CDH1	UNITED STATES TREASURY	11/15/2024	0.750	50,000,000.00	49,948,450.78	49,717,000.00	48,791,016.00
821809322	91282CAY7	UNITED STATES TREASURY	11/30/2027	0.625	50,000,000.00	49,967,738.76	49,937,500.00	43,154,297.00
821809135	91282CAY7	UNITED STATES TREASURY	11/30/2027	0.625	50,000,000.00	49,975,974.74	49,953,125.00	43,154,297.00
821809634	91282CBT7	UNITED STATES TREASURY	03/31/2026	0.750	50,000,000.00	49,910,079.17	49,766,000.00	46,113,281.50
821809139	91282CAY7	UNITED STATES TREASURY	11/30/2027	0.625	50,000,000.00	49,911,907.31	49,828,125.00	43,154,297.00
821808956	91282CCF6	UNITED STATES TREASURY	05/31/2026	0.750	50,000,000.00	49,883,029.17	49,722,656.00	45,802,734.50
821809318	91282CAY7	UNITED STATES TREASURY	11/30/2027	0.625	50,000,000.00	49,967,916.01	49,937,500.00	43,154,297.00
821809866	91282CBT7	UNITED STATES TREASURY	03/31/2026	0.750	50,000,000.00	49,865,730.56	49,650,400.00	46,113,281.50
821809333	91282CBT7	UNITED STATES TREASURY	03/31/2026	0.750	50,000,000.00	49,865,730.56	49,650,400.00	46,113,281.50
821809152	91282CAY7	UNITED STATES TREASURY	11/30/2027	0.625	50,000,000.00	49,955,901.84	49,914,062.50	43,154,297.00
821809628	91282CBT7	UNITED STATES TREASURY	03/31/2026	0.750	50,000,000.00	49,910,079.17	49,766,000.00	46,113,281.50
821810710	91282CAV3	UNITED STATES TREASURY	11/15/2030	0.875	50,000,000.00	50,000,000.00	50,000,000.00	39,375,000.50
821809320	91282CAY7	UNITED STATES TREASURY	11/30/2027	0.625	50,000,000.00	49,967,916.01	49,937,500.00	43,154,297.00
821809208	91282CCF6	UNITED STATES TREASURY	05/31/2026	0.750	50,000,000.00	49,883,029.17	49,722,656.00	45,802,734.50
821809615	91282CCF6	UNITED STATES TREASURY	05/31/2026	0.750	50,000,000.00	49,883,029.17	49,722,656.00	45,802,734.50
821809137	91282CAY7	UNITED STATES TREASURY	11/30/2027	0.625	50,000,000.00	49,975,974.74	49,953,125.00	43,154,297.00
821809314	91282CAY7	UNITED STATES TREASURY	11/30/2027	0.625	50,000,000.00	49,955,901.84	49,914,062.50	43,154,297.00
821809271	91282CCG4	UNITED STATES TREASURY	06/15/2024	0.250	50,000,000.00	49,988,356.72	49,718,750.00	49,681,641.00
821809129	91282CCG4	UNITED STATES TREASURY	06/15/2024	0.250	50,000,000.00	49,988,356.72	49,718,750.00	49,681,641.00
821809570	91282CBT7	UNITED STATES TREASURY	03/31/2026	0.750	50,000,000.00	49,872,470.91	49,667,950.00	46,113,281.50
821809258	91282CCC3	UNITED STATES TREASURY	05/15/2024	0.250	50,000,000.00	49,998,716.77	49,900,000.00	49,900,391.00
821809316	91282CAY7	UNITED STATES TREASURY	11/30/2027	0.625	50,000,000.00	49,955,901.84	49,914,062.50	43,154,297.00
821809260	91282CCC3	UNITED STATES TREASURY	05/15/2024	0.250	50,000,000.00	49,998,716.77	49,900,000.00	49,900,391.00
821809609	91282CBW0	UNITED STATES TREASURY	04/30/2026	0.750	50,000,000.00	49,941,470.11	49,855,000.00	45,958,984.50
821809226	91282CCF6	UNITED STATES TREASURY	05/31/2026	0.750	50,000,000.00	49,883,029.17	49,722,656.00	45,802,734.50
821809146	91282CAY7	UNITED STATES TREASURY	11/30/2027	0.625	50,000,000.00	49,911,907.31	49,828,125.00	43,154,297.00
821809663	91282CBT7	UNITED STATES TREASURY	03/31/2026	0.750	50,000,000.00	49,872,470.91	49,667,950.00	46,113,281.50
821809622	91282CCF6	UNITED STATES TREASURY	05/31/2026	0.750	50,000,000.00	49,883,029.17	49,722,656.00	45,802,734.50
821809144	91282CAY7	UNITED STATES TREASURY	11/30/2027	0.625	50,000,000.00	49,911,907.31	49,828,125.00	43,154,297.00
821810741	91282CCV1	UNITED STATES TREASURY	08/31/2028	1.125	50,000,000.00	49,677,250.14	49,484,375.00	42,941,406.50
821809278	91282CBT7	UNITED STATES TREASURY	03/31/2026	0.750	50,000,000.00	49,865,730.56	49,650,400.00	46,113,281.50
821809590	91282CDH1	UNITED STATES TREASURY	11/15/2024	0.750	50,000,000.00	49,948,450.78	49,717,000.00	48,791,016.00
821809134	91282CAY7	UNITED STATES TREASURY	11/30/2027	0.625	50,000,000.00	49,975,974.74	49,953,125.00	43,154,297.00
821809560	91282CBT7	UNITED STATES TREASURY	03/31/2026	0.750	50,000,000.00	49,910,079.17	49,766,000.00	46,113,281.50
821810737	91282CAV3	UNITED STATES TREASURY	11/15/2030	0.875	50,000,000.00	49,304,328.21	48,953,143.50	39,375,000.50
821809153	91282CAY7	UNITED STATES TREASURY	11/30/2027	0.625	50,000,000.00	49,955,901.84	49,914,062.50	43,154,297.00
821809276	91282CBT7	UNITED STATES TREASURY	03/31/2026	0.750	50,000,000.00	49,865,730.56	49,650,400.00	46,113,281.50
821809586	91282CDH1	UNITED STATES TREASURY	11/15/2024	0.750	50,000,000.00	49,948,450.78	49,717,000.00	48,791,016.00

LOS ANGELES COUNTY TREASURER  
TREASURER PORTFOLIO COMPARED TO MARKET VALUE  
FOR THE PERIOD: APRIL 1, 2024 TO APRIL 30, 2024  
FUND: POOLED SURPLUS INVESTMENTS  
ATTACHMENT X

Security ID	CUSIP	Description	Maturity Date	Face Rate	PAR	Amortized Cost	Historical Cost	Market Value	
821809629	91282CBT7	UNITED STATES TREASURY	03/31/2026	0.750	50,000,000.00	49,910,079.17	49,766,000.00	46,113,281.50	
821809328	91282CBT7	UNITED STATES TREASURY	03/31/2026	0.750	50,000,000.00	49,865,730.56	49,650,400.00	46,113,281.50	
821809257	91282CCC3	UNITED STATES TREASURY	05/15/2024	0.250	50,000,000.00	49,998,716.77	49,900,000.00	49,900,391.00	
821809556	91282CBT7	UNITED STATES TREASURY	03/31/2026	0.750	50,000,000.00	49,910,079.17	49,766,000.00	46,113,281.50	
821810678	91282CCV1	UNITED STATES TREASURY	08/31/2028	1.125	50,000,000.00	49,597,521.15	49,357,000.00	42,941,406.50	
821809259	91282CCG4	UNITED STATES TREASURY	06/15/2024	0.250	50,000,000.00	49,988,356.72	49,718,750.00	49,681,641.00	
821809330	91282CBT7	UNITED STATES TREASURY	03/31/2026	0.750	50,000,000.00	49,865,730.56	49,650,400.00	46,113,281.50	
821809528	91282CAV3	UNITED STATES TREASURY	11/15/2030	0.875	50,000,000.00	50,000,000.00	50,000,000.00	39,375,000.50	
821809147	91282CAY7	UNITED STATES TREASURY	11/30/2027	0.625	50,000,000.00	49,911,907.31	49,828,125.00	43,154,297.00	
821809324	91282CAY7	UNITED STATES TREASURY	11/30/2027	0.625	50,000,000.00	49,967,738.76	49,937,500.00	43,154,297.00	
821809132	91282CAY7	UNITED STATES TREASURY	11/30/2027	0.625	50,000,000.00	49,975,974.74	49,953,125.00	43,154,297.00	
821809061	91282CCG4	UNITED STATES TREASURY	06/15/2024	0.250	50,000,000.00	49,988,356.72	49,718,750.00	49,681,641.00	
821809666	91282CBT7	UNITED STATES TREASURY	03/31/2026	0.750	50,000,000.00	49,872,470.91	49,667,950.00	46,113,281.50	
821809638	91282CBW0	UNITED STATES TREASURY	04/30/2026	0.750	50,000,000.00	49,941,470.11	49,855,000.00	45,958,984.50	
821809255	91282CCC3	UNITED STATES TREASURY	05/15/2024	0.250	50,000,000.00	49,998,716.77	49,900,000.00	49,900,391.00	
821809873	91282CBT7	UNITED STATES TREASURY	03/31/2026	0.750	50,000,000.00	49,872,470.91	49,667,950.00	46,113,281.50	
821809270	91282CCG4	UNITED STATES TREASURY	06/15/2024	0.250	50,000,000.00	49,988,356.72	49,718,750.00	49,681,641.00	
821809326	91282CAY7	UNITED STATES TREASURY	11/30/2027	0.625	50,000,000.00	49,935,298.77	49,875,000.00	43,154,297.00	
821809524	91282CDH1	UNITED STATES TREASURY	11/15/2024	0.750	50,000,000.00	49,948,450.78	49,717,000.00	48,791,016.00	
<b>US T-NOTE GOVERNMENT TOTAL</b>						<b>2,850,000,000.00</b>	<b>2,845,024,046.11</b>	<b>2,836,989,998.50</b>	<b>2,593,435,560.50</b>
<b>UST GOVERNMENT TOTAL</b>						<b>11,927,013,000.00</b>	<b>11,842,177,959.67</b>	<b>11,759,733,898.28</b>	<b>11,589,741,631.39</b>
<b>GRAND TOTAL</b>						<b>63,505,455,444.44</b>	<b>63,229,052,955.36</b>	<b>62,962,990,744.37</b>	<b>60,671,668,919.38</b>

LOS ANGELES COUNTY TREASURER  
 TREASURER PORTFOLIO COMPARED TO MARKET VALUE  
 FOR THE PERIOD: APRIL 1, 2024 TO APRIL 30, 2024  
 FUND: SPECIFIC PURPOSE INVESTMENTS  
 ATTACHMENT X

Security ID	CUSIP	Description	Maturity Date	Face Rate	PAR	Amortized Cost	Historical Cost	Market Value
<b>AVCCD-ANTELOPE VALLEY CCD</b>								
821801195	3130AJTQ2	FEDERAL HOME LOAN BANKS	07/27/2040	2.030	25,230,000.00	25,230,000.00	25,230,000.00	16,124,720.07
<b>FHLB TOTAL</b>					<b>25,230,000.00</b>	<b>25,230,000.00</b>	<b>25,230,000.00</b>	<b>16,124,720.07</b>
<b>AVCCD TOTAL</b>					<b>25,230,000.00</b>	<b>25,230,000.00</b>	<b>25,230,000.00</b>	<b>16,124,720.07</b>
<b>EL SEGUNDO UNIFIED SCHOOL DIST.</b>								
821801197	3133EH4Z3	FEDERAL FARM CREDIT BANKS FUNDING CORP	12/27/2039	3.250	9,000,000.00	9,000,000.00	9,000,000.00	7,228,647.00
821801199	3133EH5A7	FEDERAL FARM CREDIT BANKS FUNDING CORP	12/26/2041	3.270	7,000,000.00	7,000,000.00	7,000,000.00	5,463,108.00
<b>FFCB TOTAL</b>					<b>16,000,000.00</b>	<b>16,000,000.00</b>	<b>16,000,000.00</b>	<b>12,691,755.00</b>
<b>ESUSD TOTAL</b>					<b>16,000,000.00</b>	<b>16,000,000.00</b>	<b>16,000,000.00</b>	<b>12,691,755.00</b>
<b>FIRST5LA</b>								
932316984	3130ATS81	FEDERAL HOME LOAN BANKS	11/03/2025	5.200	50,000,000.00	50,000,000.00	50,000,000.00	49,729,850.00
932316983	3130ATS81	FEDERAL HOME LOAN BANKS	11/03/2025	5.200	34,000,000.00	34,000,000.00	34,000,000.00	33,816,298.00
<b>FHLB TOTAL</b>					<b>84,000,000.00</b>	<b>84,000,000.00</b>	<b>84,000,000.00</b>	<b>83,546,148.00</b>
941898663	3134GX6S8	FEDERAL HOME LOAN MORTGAGE CORP	11/14/2025	5.210	50,000,000.00	50,000,000.00	50,000,000.00	49,704,800.00
<b>FHLMC TOTAL</b>					<b>50,000,000.00</b>	<b>50,000,000.00</b>	<b>50,000,000.00</b>	<b>49,704,800.00</b>
<b>FIRST5LA TOTAL</b>					<b>134,000,000.00</b>	<b>134,000,000.00</b>	<b>134,000,000.00</b>	<b>133,250,948.00</b>
<b>GF - GENERAL FUND</b>								
821801187	35272RPVLAC	RPV TAX ALLOCATION BOND 1997	12/02/2027	5.000	2,060,000.00	2,060,000.00	2,060,000.00	2,060,000.00
<b>LONG TERM BDS TOTAL</b>					<b>2,060,000.00</b>	<b>2,060,000.00</b>	<b>2,060,000.00</b>	<b>2,060,000.00</b>
<b>GF TOTAL</b>					<b>2,060,000.00</b>	<b>2,060,000.00</b>	<b>2,060,000.00</b>	<b>2,060,000.00</b>
<b>PHHPA-PH HABITAT PRESERVATION AU</b>								
821801198	3133EMW65	FEDERAL FARM CREDIT BANKS FUNDING CORP	07/29/2041	2.500	22,675,000.00	22,675,000.00	22,675,000.00	14,985,454.00
<b>FFCB TOTAL</b>					<b>22,675,000.00</b>	<b>22,675,000.00</b>	<b>22,675,000.00</b>	<b>14,985,454.00</b>
821801196	3134GWS09	FEDERAL HOME LOAN MORTGAGE CORP	08/27/2043	2.000	9,500,000.00	9,500,000.00	9,500,000.00	5,546,299.50
<b>FHLMC TOTAL</b>					<b>9,500,000.00</b>	<b>9,500,000.00</b>	<b>9,500,000.00</b>	<b>5,546,299.50</b>
<b>PHHPA TOTAL</b>					<b>32,175,000.00</b>	<b>32,175,000.00</b>	<b>32,175,000.00</b>	<b>20,531,753.50</b>
<b>SCP61 - SCAQMD - GENERAL FUND</b>								
951495021	3133EN3M0	FEDERAL FARM CREDIT BANKS FUNDING CORP	12/05/2024	4.625	10,000,000.00	10,005,427.63	10,018,200.00	9,957,910.00
<b>FFCB TOTAL</b>					<b>10,000,000.00</b>	<b>10,005,427.63</b>	<b>10,018,200.00</b>	<b>9,957,910.00</b>
1221234606	912797HP5	UNITED STATES TREASURY	11/29/2024	4.800	10,000,000.00	9,717,333.33	9,645,333.33	9,710,254.70
1163559893	912797HP5	UNITED STATES TREASURY	11/29/2024	4.660	10,000,000.00	9,725,577.78	9,554,711.11	9,710,254.70
1163559895	912796ZW2	UNITED STATES TREASURY	06/20/2024	5.080	10,000,000.00	9,929,444.45	9,743,177.78	9,925,360.00
<b>UST BILL TOTAL</b>					<b>30,000,000.00</b>	<b>29,372,355.56</b>	<b>28,943,222.22</b>	<b>29,345,869.40</b>
<b>SCP61 - SCAQMD GENERAL FUND TOTAL</b>					<b>40,000,000.00</b>	<b>39,377,783.19</b>	<b>38,961,422.22</b>	<b>39,303,779.40</b>
<b>SCP66 - SCAQMD CMP AB SPE REV FD</b>								
1163559889	912796ZW2	UNITED STATES TREASURY	06/20/2024	5.080	10,000,000.00	9,929,444.45	9,743,177.78	9,925,360.00
1163559883	912797HP5	UNITED STATES TREASURY	11/29/2024	4.660	10,000,000.00	9,725,577.78	9,554,711.11	9,710,254.70
<b>UST BILL TOTAL</b>					<b>20,000,000.00</b>	<b>19,655,022.23</b>	<b>19,297,888.89</b>	<b>19,635,614.70</b>
<b>SCP66 - SCAQMD CMP AB SPE REV FD TOTAL</b>					<b>20,000,000.00</b>	<b>19,655,022.23</b>	<b>19,297,888.89</b>	<b>19,635,614.70</b>
<b>SCP6G - SCAQMD - INVESTMENT</b>								
1221234607	912797HP5	UNITED STATES TREASURY	11/29/2024	4.800	10,000,000.00	9,717,333.33	9,645,333.33	9,710,254.70
<b>UST BILL TOTAL</b>					<b>10,000,000.00</b>	<b>9,717,333.33</b>	<b>9,645,333.33</b>	<b>9,710,254.70</b>
<b>SCP6G - SCAQMD INVESTMENT TOTAL</b>					<b>10,000,000.00</b>	<b>9,717,333.33</b>	<b>9,645,333.33</b>	<b>9,710,254.70</b>
<b>SCP9A - SCAQMD - FD66 SPE REV FD</b>								
1221234608	912797HP5	UNITED STATES TREASURY	11/29/2024	4.800	20,000,000.00	19,434,666.67	19,290,666.67	19,420,509.40
<b>UST BILL TOTAL</b>					<b>20,000,000.00</b>	<b>19,434,666.67</b>	<b>19,290,666.67</b>	<b>19,420,509.40</b>
<b>SCP9A - SCAQMD - FD66 SPE REV FD TOTAL</b>					<b>20,000,000.00</b>	<b>19,434,666.67</b>	<b>19,290,666.67</b>	<b>19,420,509.40</b>
<b>SCU5F - SCAQMD CLEAN FUELS PROG</b>								
1163559891	912796ZW2	UNITED STATES TREASURY	06/20/2024	5.080	10,000,000.00	9,929,444.45	9,743,177.78	9,925,360.00
1163559887	912797HP5	UNITED STATES TREASURY	11/29/2024	4.660	20,000,000.00	19,451,155.55	19,109,422.22	19,420,509.40
<b>UST BILL TOTAL</b>					<b>30,000,000.00</b>	<b>29,380,600.00</b>	<b>28,852,600.00</b>	<b>29,345,869.40</b>
<b>SCU5F - SCAQMD CLEAN FUELS PROG TOTAL</b>					<b>30,000,000.00</b>	<b>29,380,600.00</b>	<b>28,852,600.00</b>	<b>29,345,869.40</b>

LOS ANGELES COUNTY TREASURER  
 TREASURER PORTFOLIO COMPARED TO MARKET VALUE  
 FOR THE PERIOD: APRIL 1, 2024 TO APRIL 30, 2024  
 FUND: SPECIFIC PURPOSE INVESTMENTS  
 ATTACHMENT X

Security ID	CUSIP	Description	Maturity Date	Face Rate	PAR	Amortized Cost	Historical Cost	Market Value
<b>SCAQMD - SOUTH COAST AIR QUALITY MG</b>								
841762248	SOFCLAIFMMF	S OF C LAIF	12/31/2024		29,197.19	29,197.19	29,197.19	29,197.19
1119045543	SOFCLAIFMMF	S OF C LAIF	12/31/2024		342,844.91	342,844.91	342,844.91	342,844.91
1179317493	SOFCLAIFMMF	S OF C LAIF	12/31/2024		385,394.41	385,394.41	385,394.41	385,394.41
888240922	SOFCLAIFMMF	S OF C LAIF	12/31/2024		69,421.99	69,421.99	69,421.99	69,421.99
1019883116	SOFCLAIFMMF	S OF C LAIF	12/31/2024		252,547.20	252,547.20	252,547.20	252,547.20
821801181	SOFCLAIFMMF	S OF C LAIF	12/31/2024		37,031,925.48	37,031,925.48	37,031,925.48	37,031,925.48
928828368	SOFCLAIFMMF	S OF C LAIF	12/31/2024		126,406.68	126,406.68	126,406.68	126,406.68
1249649042	SOFCLAIFMMF	S OF C LAIF	12/31/2024		414,010.37	414,010.37	414,010.37	414,010.37
1067192516	SOFCLAIFMMF	S OF C LAIF	12/31/2024		315,309.75	315,309.75	315,309.75	315,309.75
974008792	SOFCLAIFMMF	S OF C LAIF	12/31/2024		194,729.00	194,729.00	194,729.00	194,729.00
<b>MMFUND TOTAL</b>					<b>39,161,786.98</b>	<b>39,161,786.98</b>	<b>39,161,786.98</b>	<b>39,161,786.98</b>
<b>SCAQMD TOTAL</b>					<b>39,161,786.98</b>	<b>39,161,786.98</b>	<b>39,161,786.98</b>	<b>39,161,786.98</b>
<b>SLIM - SCHOOLS LINKED INSURANCE MG</b>								
974008832	SOFCLAIFMMF	S OF C LAIF	12/31/2024		18,037.42	18,037.42	18,037.42	18,037.42
1249649045	SOFCLAIFMMF	S OF C LAIF	12/31/2024		38,349.08	38,349.08	38,349.08	38,349.08
1179317495	SOFCLAIFMMF	S OF C LAIF	12/31/2024		35,698.43	35,698.43	35,698.43	35,698.43
1067192408	SOFCLAIFMMF	S OF C LAIF	12/31/2024		29,206.61	29,206.61	29,206.61	29,206.61
928828246	SOFCLAIFMMF	S OF C LAIF	12/31/2024		11,708.84	11,708.84	11,708.84	11,708.84
888240666	SOFCLAIFMMF	S OF C LAIF	12/31/2024		6,430.44	6,430.44	6,430.44	6,430.44
858252079	SOFCLAIFMMF	S OF C LAIF	12/31/2024		2,704.49	2,704.49	2,704.49	2,704.49
1119044120	SOFCLAIFMMF	S OF C LAIF	12/31/2024		31,757.14	31,757.14	31,757.14	31,757.14
1019882651	SOFCLAIFMMF	S OF C LAIF	12/31/2024		23,393.02	23,393.02	23,393.02	23,393.02
821801178	SOFCLAIFMMF	S OF C LAIF	12/31/2024		3,430,204.55	3,430,204.55	3,430,204.55	3,430,204.55
<b>MMFUND TOTAL</b>					<b>3,627,490.02</b>	<b>3,627,490.02</b>	<b>3,627,490.02</b>	<b>3,627,490.02</b>
<b>SLIM TOTAL</b>					<b>3,627,490.02</b>	<b>3,627,490.02</b>	<b>3,627,490.02</b>	<b>3,627,490.02</b>
<b>WASIA - WHITTIER AREA SCHOOLS INS</b>								
1249649044	SOFCLAIFMMF	S OF C LAIF	12/31/2024		463.27	463.27	463.27	463.27
821801182	SOFCLAIFMMF	S OF C LAIF	12/31/2024		41,438.47	41,438.47	41,438.47	41,438.47
888240807	SOFCLAIFMMF	S OF C LAIF	12/31/2024		77.68	77.68	77.68	77.68
1067192501	SOFCLAIFMMF	S OF C LAIF	12/31/2024		352.83	352.83	352.83	352.83
928828020	SOFCLAIFMMF	S OF C LAIF	12/31/2024		141.45	141.45	141.45	141.45
841763124	SOFCLAIFMMF	S OF C LAIF	12/31/2024		32.67	32.67	32.67	32.67
974008805	SOFCLAIFMMF	S OF C LAIF	12/31/2024		217.90	217.90	217.90	217.90
1019883193	SOFCLAIFMMF	S OF C LAIF	12/31/2024		282.60	282.60	282.60	282.60
1119058422	SOFCLAIFMMF	S OF C LAIF	12/31/2024		383.64	383.64	383.64	383.64
1179317491	SOFCLAIFMMF	S OF C LAIF	12/31/2024		431.25	431.25	431.25	431.25
<b>MMFUND TOTAL</b>					<b>43,821.76</b>	<b>43,821.76</b>	<b>43,821.76</b>	<b>43,821.76</b>
<b>WASIA TOTAL</b>					<b>43,821.76</b>	<b>43,821.76</b>	<b>43,821.76</b>	<b>43,821.76</b>
<b>GRAND TOTAL</b>					<b>372,298,098.76</b>	<b>369,863,504.18</b>	<b>368,346,009.87</b>	<b>344,908,302.93</b>

LOS ANGELES COUNTY TREASURER  
TRUSTEE & MANAGED FUNDS  
AS OF APRIL 30, 2024  
TRUSTEE: DEUTSCHE BANK  
ATTACHMENT XI

ISSUE DATE	FUND TITLE	FUND BALANCE
08/31/11	HIGH DESERT COMPLEX SOLAR PROJECTS 2011 QECB	<u>2,930,306.24</u>
<b>DEUTSCHE BANK - TRUSTEE TOTAL</b>		<b><u><u>\$2,930,306.24</u></u></b>

LOS ANGELES COUNTY TREASURER  
TRUSTEE & MANAGED FUNDS  
AS OF APRIL 30, 2024  
TRUSTEE: BANK OF NEW YORK MELLON TRUST COMPANY  
ATTACHMENT XI

<b>ISSUE DATE</b>	<b>FUND TITLE</b>	<b>FUND BALANCE</b>
03/08/06	CCTSA TOBACCO BONDS 2006	1.00
06/10/20	CCTSA TOBACCO BONDS 2020	41,828,770.18
01/30/03	FLOOD CONTROL REFUNDING SER 2003A & 2005A	41.81
12/21/11	LAC-CAL 2011 SERIES A	1,919.34
12/11/96	LACPWFA REFUNDING 1996 SERIES A & B	333,018.84
	<b>BANK OF NEW YORK MELLON TRUST COMPANY - TRUSTEE TOTAL</b>	<b><u><u>\$42,163,751.17</u></u></b>

LOS ANGELES COUNTY TREASURER  
TRUSTEE & MANAGED FUNDS  
AS OF APRIL 30, 2024  
TRUSTEE: U.S. BANK  
ATTACHMENT XI

<b>ISSUE DATE</b>	<b>FUND TITLE</b>	<b>FUND BALANCE</b>
04/05/19	LAC-CAL 2019 COMMERCIAL PAPER	2,215,473.15
07/26/18	LEASE REVENUE BONDS (2018 SERIES A & B)	23,819,826.45
03/02/05	MASTER REFUNDING 2005A	10,092.11
11/23/10	MULTIPLE CAPITAL FAC PROJ I A & B (2010)	52,035,133.29
11/03/20	LEASE REVENUE BONDS (2020 SERIES A LACMA)	3,985.31
07/20/22	CFD NO. 2021-01 IMPROVEMENT AREA 1 SERIES 2022	6,977,988.80
	<b>U.S. BANK - TRUSTEE TOTAL</b>	<b><u><u>\$85,062,499.11</u></u></b>

LOS ANGELES COUNTY TREASURER  
TRUSTEE & MANAGED FUNDS  
AS OF APRIL 30, 2024  
TRUSTEE: ZIONS BANK  
ATTACHMENT XI

<b>ISSUE DATE</b>	<b>FUND TITLE</b>	<b>FUND BALANCE</b>
02/04/15	MULTIPLE CAPITAL PROJECTS (2015 SERIES A)	4,118,164.78
09/02/15	MULTIPLE CAPITAL PROJECTS (2015 SERIES B & C)	15,381,792.66
03/17/16	LEASE REVENUE BONDS (2016 SERIES D)	1,480,970.56
10/28/21	LACPWFA LEASE REVENUE BONDS (2021 SERIES F)	10,734,190.09
04/13/22	LACRFA LEASE REVENUE REFUNDING BONDS 2022	4,360,608.83
	<b>ZIONS BANK - TRUSTEE TOTAL</b>	<b><u><u>\$36,075,726.92</u></u></b>



LOS ANGELES COUNTY TREASURER  
TRUSTEE & MANAGED FUNDS  
AS OF APRIL 30, 2024  
TRUSTEE: LOS ANGELES COUNTY  
ATTACHMENT XI

ISSUE DATE	FUND TITLE	FUND BALANCE
	SPECIAL SAFEKEEPING (KNOX-KEENE)	<u>308,019.95</u>
	<b>TREASURER TOTAL</b>	<b><u><u>\$308,019.95</u></u></b>

LOS ANGELES COUNTY TREASURER  
 FLOATING RATE SECURITIES - PSI NON-TRADING  
 AS OF APRIL 30, 2024  
 ATTACHMENT XII

INV ID	Instrument Description	Face Rate	Maturity Date	Par	Cost	Reset Provisions
<u>CORPORATE AND AGENCY ISSUED</u>						
<b>LACCAL BANS</b>						
1052207560	LAC-CAL BANS	5.755%	06/30/25	5,000,000.00	5,000,000.00	6-month U.S. Treasury Bill + 50% at the time of draw. Interest adjusted on Jan 2 and July 1.
1215324857	LAC-CAL BANS	5.824%	06/30/26	10,000,000.00	10,000,000.00	
<b>LACCAL BANS TOTAL</b>				<u>15,000,000.00</u>	<u>15,000,000.00</u>	Interest accrued to that point will be payable on that date. Reset to Bank of America prime rate on the 3rd reset date.
<b>LOS ANGELES COUNTY ISSUED TOTAL</b>				<u><b>15,000,000.00</b></u>	<u><b>15,000,000.00</b></u>	
<b>NTRD - PSI NON-TRADING Total</b>				<u><b>15,000,000.00</b></u>	<u><b>15,000,000.00</b></u>	
<b>BANS as a Percentage of Total Floating Rate Notes</b>					<b>100.00%</b>	

LOS ANGELES COUNTY TREASURER  
BOND ANTICIPATION NOTES / LACCAL  
AS OF APRIL 30, 2024  
ATTACHMENT XIII

INV ID	DESCRIPTION	DRAW DATE	AMOUNT	RATE
1052207560	LAC-CAL BANS	06/14/23	5,000,000.00	5.755%
1215324857	LAC-CAL BANS	02/29/24	10,000,000.00	5.824%
			<b><u>15,000,000.00</u></b>	

**LOS ANGELES COUNTY TREASURER**  
**INVENTORY REPORT - TOTALS SECTION**  
**SECURITY TYPE GROUPING - COST & WTG AVG DAYS TO MATURITY**  
**AS OF APRIL 30, 2024**  
**ATTACHMENT XIV**

SECURITY TYPE	NON-TRADING		TRADING	
	COST	WTD AVG DTM	COST	WTD AVG DTM
AGENCIES	30,011,888,297.97	1,194.00 DAYS	0.00	0.00 DAYS
COLLATERALIZED CDS	0.00	0.00 DAYS	0.00	0.00 DAYS
NEGOTIABLE CDS	2,350,000,000.00	77.00 DAYS	0.00	0.00 DAYS
EURO CDS	0.00	0.00 DAYS	0.00	0.00 DAYS
CORP & DEPOSIT NOTES	10,999,426.72	49.00 DAYS	0.00	0.00 DAYS
BANKERS ACCEPTANCE	0.00	0.00 DAYS	0.00	0.00 DAYS
COMMERCIAL PAPER	18,975,880,190.58	52.00 DAYS	0.00	0.00 DAYS
MUNICIPALS	38,107,080.42	321.00 DAYS	0.00	0.00 DAYS
GOVERNMENTS	11,842,177,959.67	254.00 DAYS	0.00	0.00 DAYS
REPURCHASE AGREEMENT	0.00	0.00 DAYS	0.00	0.00 DAYS
ASSET BACKED	0.00	0.00 DAYS	0.00	0.00 DAYS
OTHER	0.00	0.00 DAYS	0.00	0.00 DAYS
<b>TOTAL</b>	<b>\$63,229,052,955.36</b>	<b>632.00 DAYS</b>	<b>\$0.00</b>	<b>0.00 DAYS</b>

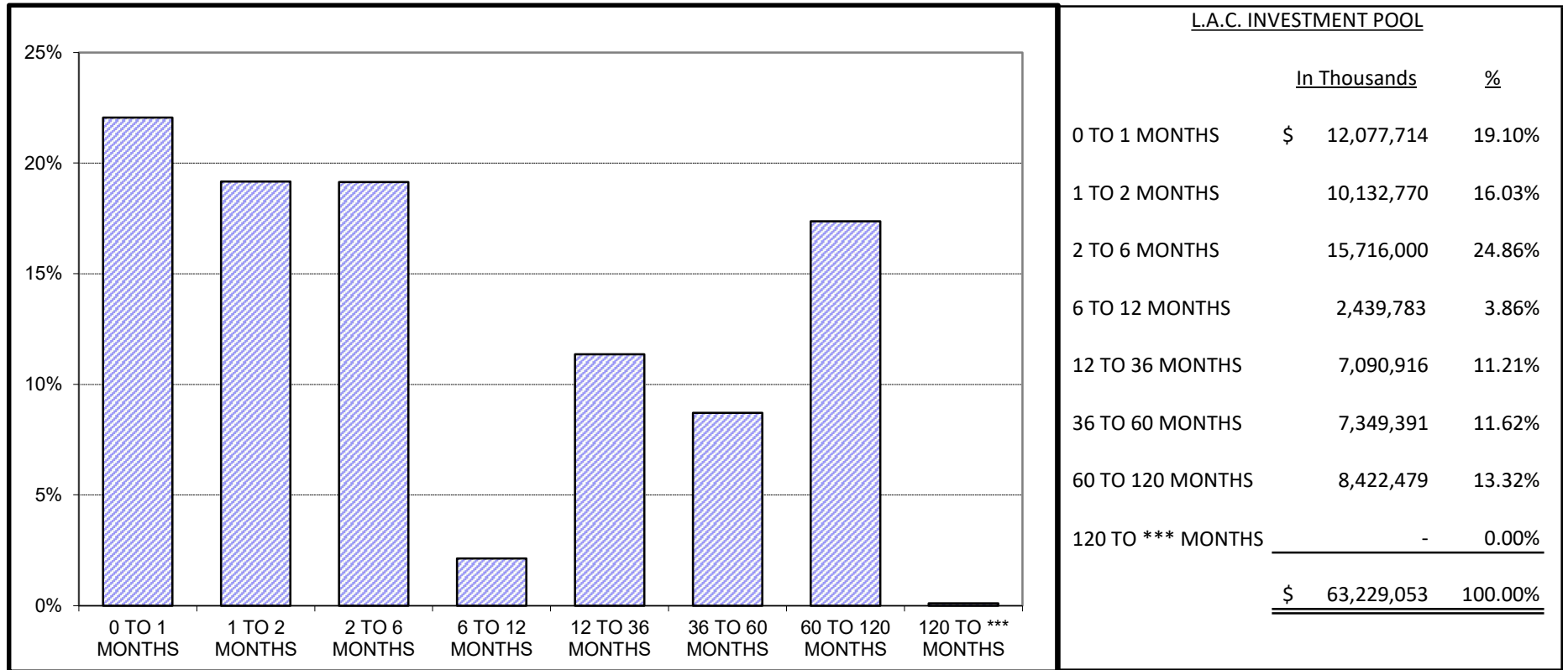
LOS ANGELES COUNTY TREASURER  
INVENTORY REPORT - TOTALS SECTION  
MATURITY RANGE GROUPING  
AS OF APRIL 30, 2024  
ATTACHMENT XV

Maturity Range	Date Range	Amortized Cost	%
<b>PSI - NTRD/TRD</b>			
0 to 1 Months	05/01/24 - 05/31/24	\$ 12,077,714,181.95	19.10%
1 to 2 Months	06/01/24 - 06/30/24	\$ 10,132,770,131.43	16.03%
2 to 3 Months	07/01/24 - 07/31/24	\$ 10,702,984,890.65	16.93%
3 to 4 Months	08/01/24 - 08/31/24	\$ 3,468,659,684.26	5.49%
4 to 5 Months	09/01/24 - 09/30/24	\$ 1,171,078,952.78	1.85%
5 to 6 Months	10/01/24 - 10/31/24	\$ 373,276,666.67	0.59%
6 to 12 Months	11/01/24 - 04/30/25	\$ 2,439,782,444.81	3.86%
12 to 24 Months	05/01/25 - 04/30/26	\$ 4,002,001,079.56	6.33%
24 to 36 Months	05/01/26 - 04/30/27	\$ 3,088,915,112.84	4.88%
36 to 48 Months	05/01/27 - 04/30/28	\$ 3,821,934,415.75	6.04%
48 to 60 Months	05/01/28 - 04/30/29	\$ 3,527,456,704.07	5.58%
60 to 120 Months	05/01/29 - 04/30/34	\$ 8,422,478,690.59	13.32%
120 to *** Months	05/01/34 -	\$ -	0.00%
<b>Portfolio Total:</b>		<b>\$ 63,229,052,955.36</b>	<b>100.00%</b>
<b>AVCCD</b>			
120 to *** Months	05/01/34 -	\$ 25,230,000.00	100.0%
<b>Portfolio Total:</b>		<b>\$ 25,230,000.00</b>	<b>100.0%</b>
<b>ESUSD</b>			
120 to *** Months	05/01/34 -	\$ 16,000,000.00	100.0%
<b>Portfolio Total:</b>		<b>\$ 16,000,000.00</b>	<b>100.0%</b>
<b>FIRST5LA</b>			
12 to 24 Months	05/01/25 - 04/30/26	\$ 134,000,000.00	100.0%
<b>Portfolio Total:</b>		<b>\$ 134,000,000.00</b>	<b>100.0%</b>
<b>GF</b>			
36 to 48 Months	05/01/27 - 04/30/28	\$ 2,060,000.00	100.0%
<b>Portfolio Total:</b>		<b>\$ 2,060,000.00</b>	<b>100.0%</b>
<b>PHHPA</b>			
120 to *** Months	05/01/34 -	\$ 32,175,000.00	100.0%
<b>Portfolio Total:</b>		<b>\$ 32,175,000.00</b>	<b>100.0%</b>
<b>SCP61</b>			
1 to 2 Months	06/01/24 - 06/30/24	\$ 9,929,444.45	25.2%
6 to 12 Months	11/01/24 - 04/30/25	\$ 29,448,338.74	74.8%
<b>Portfolio Total:</b>		<b>\$ 39,377,783.19</b>	<b>100.0%</b>
<b>SCP66</b>			
1 to 2 Months	06/01/24 - 06/30/24	\$ 9,929,444.45	50.5%
6 to 12 Months	11/01/24 - 04/30/25	\$ 9,725,577.78	49.5%
<b>Portfolio Total:</b>		<b>\$ 19,655,022.23</b>	<b>100.0%</b>

LOS ANGELES COUNTY TREASURER  
 INVENTORY REPORT - TOTALS SECTION  
 MATURITY RANGE GROUPING  
 AS OF APRIL 30, 2024  
 ATTACHMENT XV

Maturity Range	Date Range	Amortized Cost	%
<b>SCP6G</b>			
6 to 12 Months	11/01/24 - 04/30/25	\$ 9,717,333.33	100.0%
<b>Portfolio Total:</b>		<b>\$ 9,717,333.33</b>	<b>100.0%</b>
<b>SCP9A</b>			
6 to 12 Months	11/01/24 - 04/30/25	\$ 19,434,666.67	100.0%
<b>Portfolio Total:</b>		<b>\$ 19,434,666.67</b>	<b>100.0%</b>
<b>SCU5F</b>			
1 to 2 Months	06/01/24 - 06/30/24	\$ 9,929,444.45	33.8%
6 to 12 Months	11/01/24 - 04/30/25	\$ 19,451,155.55	66.2%
<b>Portfolio Total:</b>		<b>\$ 29,380,600.00</b>	<b>100.0%</b>
<b>SCAQMD</b>			
6 to 12 Months	11/01/24 - 04/30/25	\$ 39,161,786.98	100.0%
<b>Portfolio Total:</b>		<b>\$ 39,161,786.98</b>	<b>100.0%</b>
<b>SLIM</b>			
6 to 12 Months	11/01/24 - 04/30/25	\$ 3,627,490.02	100.0%
<b>Portfolio Total:</b>		<b>\$ 3,627,490.02</b>	<b>100.0%</b>
<b>WASIA</b>			
6 to 12 Months	11/01/24 - 04/30/25	\$ 43,821.76	100.0%
<b>Portfolio Total:</b>		<b>\$ 43,821.76</b>	<b>100.0%</b>

**LOS ANGELES COUNTY TREASURER  
COMPOSITION OF PSI PORTFOLIO BY MATURITY  
AS OF APRIL 30, 2024  
ATTACHMENT XVI**



***Maturity Limits Are In Compliance With The Los Angeles County Treasurer's Investment Policy.***

**LOCAL AGENCY INVESTMENT FUND  
 FOR SPECIFIC INVESTMENTS  
 AS OF APRIL 30, 2024  
 ATTACHMENT XVII**

ISSUE DATE	FUND TITLE	FUND BALANCE
	SOUTH COAST AIR QUALITY MGMT DISTRICT (SCAQMD)	\$39,161,786.98
	SCHOOLS LINKED FOR INSURANCE MANAGEMENT (SLIM)	3,627,490.02
	WHITTIER AREA SCHOOLS INSURANCE AUTHORITY (WASIA)	43,821.76
	LAIF TOTAL	<u>\$42,833,098.76</u>



**Fiona Ma, CPA**

**Treasurer**

**State of California**



**POOLED MONEY  
INVESTMENT BOARD REPORT**

**MARCH 31, 2024**

STATE OF CALIFORNIA  
STATE TREASURER'S OFFICE

POOLED MONEY INVESTMENT BOARD REPORT

MARCH 2024

TABLE OF CONTENTS

SUMMARY.....	01
SELECTED INVESTMENT DATA.....	02
PORTFOLIO COMPOSITION.....	03
INVESTMENT TRANSACTIONS.....	04
TIME DEPOSITS.....	32
BANK DEMAND DEPOSITS.....	38
POOLED MONEY INVESTMENT BOARD DESIGNATION...	39



POOLED MONEY INVESTMENT ACCOUNT

## Summary of Investment Data A Comparison of March 2024 with March 2023

(Dollars In Thousands)

	March 2024	March 2023	Change
<b>Average Daily Portfolio (\$)</b>	161,237,976	196,251,054	-35,013,078
<b>Accrued Earnings (\$)</b>	577,939	471,918	+106,021
<b>Effective Yield (%)</b>	4.232	2.831	+1.401
<b>Average Life-Month End (In Days)</b>	226	275	-49
<b>Total Security Transactions</b>			
<b>Amount (\$)</b>	55,590,784	46,105,607	+9,485,177
<b>Number</b>	1,120	926	+194
<b>Total Time Deposit Transactions</b>			
<b>Amount (\$)</b>	2,244,000	3,307,000	-1,063,000
<b>Number</b>	62	99	-37
<b>Average Workday Investment Activity (\$)</b>	2,754,037	2,246,028	+508,009
<b>Prescribed Demand Account Balances For Services (\$)</b>	154,000	199,000	-45,000



## Selected Investment Data Analysis of the Pooled Money Investment Account Portfolio

(Dollars In Thousands)

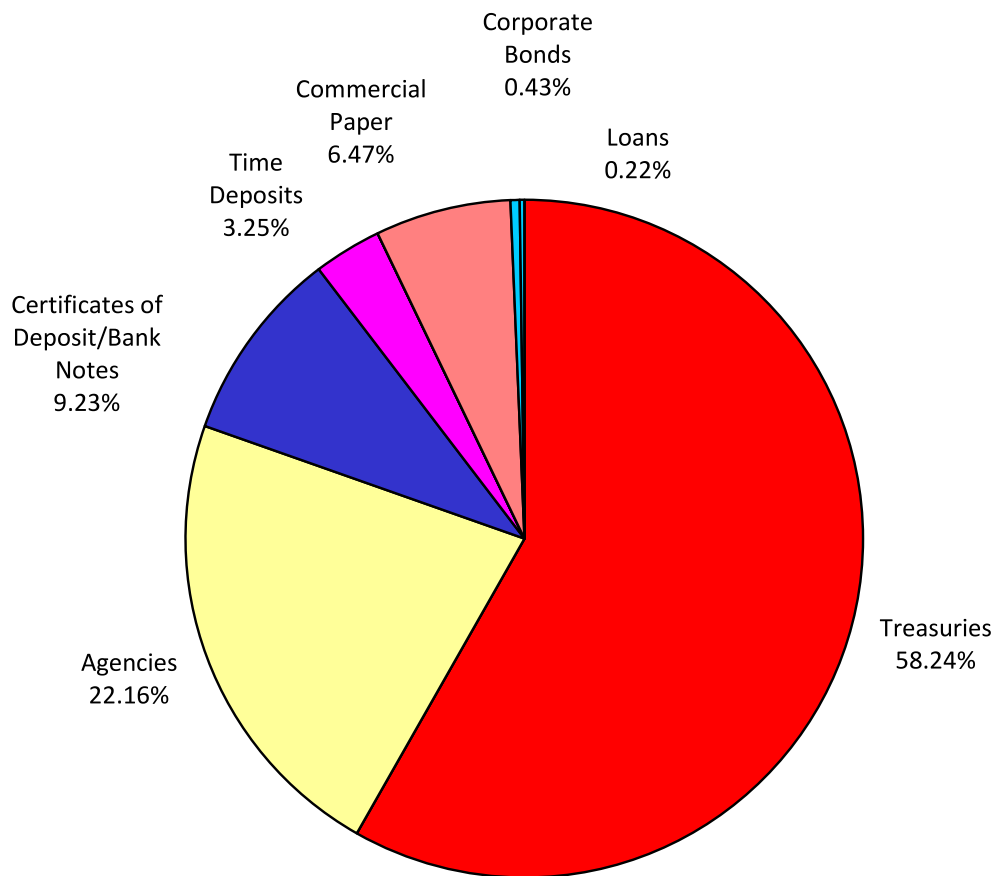
March 31, 2024

<u>TYPE OF SECURITY</u>	<u>AMOUNT (\$)</u>	<u>*PERCENT OF PORTFOLIO</u>	<u>*DIFFERENCE IN PERCENT OF PORTFOLIO FROM PRIOR MONTH</u>
<b>Government</b>			
Bills	29,016,845	18.54	+2.15
Bonds	0	0.00	0
Notes	62,112,349	39.70	+1.17
Strips	0	0.00	0
<b>Total Government</b>	<u>91,129,194</u>	<u>58.24</u>	<u>+3.32</u>
<b>Agency Debentures</b>	11,564,625	7.40	-0.08
<b>Certificates of Deposit</b>	14,450,000	9.23	-0.81
<b>Bank Notes</b>	0	0.00	0
<b>Repurchases</b>	0	0.00	0
<b>Agency Discount Notes</b>	23,090,969	14.76	-2.81
<b>Time Deposits</b>	5,089,000	3.25	+0.23
<b>GNMAs</b>	0	0.00	0
<b>Commercial Paper</b>	10,127,922	6.47	+0.09
<b>Remics</b>	2,005	0.00	0
<b>Corporate Bonds</b>	670,419	0.43	+0.04
<b>PMIA Loans</b>	349,660	0.22	+0.02
<b>GF Loans</b>	0	0.00	0
<b>Other</b>	0	0.00	0
<b>Reversed Repurchases</b>	0	0.00	0
<b>Total (All Types)</b>	<u>156,473,794</u>	<u>100.00</u>	

\*Percentages may be off due to rounding.

<u>INVESTMENT ACTIVITY</u>	<u>March 2024</u>		<u>February 2024</u>	
	<u>NUMBER</u>	<u>AMOUNT (\$)</u>	<u>NUMBER</u>	<u>AMOUNT (\$)</u>
Pooled Money	1,120	55,590,784	926	45,941,092
Time Deposits	62	2,244,000	50	1,388,000
Other	0	0	1	742,634
<b>Total</b>	<u>1,182</u>	<u>57,834,784</u>	<u>977</u>	<u>48,071,726</u>
<b>PMIA Monthly Average Effective Yield (%)</b>		4.232	4.122	
<b>Year to Date Yield Last Day of Month (%)</b>		3.779	3.722	

# Pooled Money Investment Account Portfolio Composition \$156.5 billion 03/31/2024



Percentages may not total 100%, due to rounding.

**INVESTMENT TRANSACTIONS**

<u>DATE</u>	<u>TYPE</u>	<u>a/</u> <u>DESCRIPTION</u>	<u>CPN (%)</u>	<u>MATURITY</u> <u>DATE</u>	<u>b/</u> <u>TRANS</u> <u>YIELD (%)</u>	<u>d/</u> <u>PAR (\$)</u> <u>(000)</u>	<u>DAYS</u> <u>HELD</u>	<u>AMOUNT</u> <u>EARNED (\$)</u>	<u>EFFECTIVE</u> <u>YIELD (%)</u>
03/01/24	<b>REDEMPTIONS</b>								
	CD	US BANK	5.250	03/01/24	5.250	50,000	30	218,750.00	5.338
	CD	US BANK	5.250	03/01/24	5.250	50,000	30	218,750.00	5.338
	CP	CR AG NY		03/01/24	5.300	50,000	8	58,888.89	5.395
	CP	CR AG NY		03/01/24	5.300	50,000	8	58,888.89	5.395
	CP	MUFG BK		03/01/24	5.270	50,000	14	102,472.22	5.369
	CP	MUFG BK		03/01/24	5.270	50,000	14	102,472.22	5.369
	CP	CHARIOT		03/01/24	5.400	50,000	59	442,500.00	5.539
	CP	CHARIOT		03/01/24	5.400	50,000	59	442,500.00	5.539
	CP	LIBERTY		03/01/24	5.440	50,000	91	687,555.56	5.608
	CP	MIZUHO NY		03/01/24	5.460	50,000	107	811,416.67	5.643
	CP	MIZUHO NY		03/01/24	5.460	50,000	107	811,416.67	5.643
	CP	BOFA		03/01/24	5.620	50,000	151	1,178,638.89	5.852
	CP	BOFA		03/01/24	5.620	50,000	151	1,178,638.89	5.852
	CP	MICROSOFT		03/01/24	5.360	50,000	163	1,213,444.44	5.585
	CP	MICROSOFT		03/01/24	5.360	50,000	163	1,213,444.44	5.585
	CP	THUNDER		03/01/24	5.560	50,000	171	1,320,500.00	5.806
	CP	THUNDER		03/01/24	5.560	50,000	171	1,320,500.00	5.806
	CP	OLD LINE		03/01/24	5.520	50,000	172	1,318,666.67	5.764
	CP	METLIFE STF		03/01/24	5.520	50,000	183	1,403,000.00	5.774
	CP	METLIFE STF		03/01/24	5.520	50,000	183	1,403,000.00	5.774
	CP	RBC NY		03/01/24	5.490	50,000	249	1,898,625.00	5.802
	CP	RBC NY		03/01/24	5.490	50,000	249	1,898,625.00	5.802
	CP	CGMI		03/01/24	5.530	50,000	267	2,050,708.33	5.863
	CP	CGMI		03/01/24	5.530	50,000	267	2,050,708.33	5.863
	CP	JPM LLC		03/01/24	5.390	50,000	269	2,013,763.89	5.710
	CP	JPM LLC		03/01/24	5.390	50,000	269	2,013,763.89	5.710
	DEB	FNMA	5.430	03/01/24	5.432	50,000	358	2,654,666.67	5.428
	DEB	FNMA	5.430	03/01/24	5.432	50,000	358	2,654,666.67	5.428
	DEB	FNMA	4.950	03/01/24	4.947	50,000	380	2,585,000.00	4.980
	DEB	FNMA	4.950	03/01/24	4.947	50,000	380	2,585,000.00	4.980
	DEB	FNMA	4.950	03/01/24	4.947	50,000	380	2,585,000.00	4.980
	DEB	FNMA	4.950	03/01/24	4.947	50,000	380	2,585,000.00	4.980
	DEB	IFC	4.919	03/01/24	4.919	50,000	451	3,040,215.28	4.934
	DEB	IFC	4.919	03/01/24	4.919	50,000	451	3,040,215.28	4.934
	DEB	FHLMC	3.250	03/01/24	3.250	50,000	610	2,712,847.22	3.255
	DEB	FHLMC	3.250	03/01/24	3.250	50,000	610	2,712,847.22	3.255
	DEB	FHLMC	3.250	03/01/24	3.250	50,000	610	2,712,847.22	3.255
	DEB	FHLMC	3.250	03/01/24	3.250	50,000	610	2,712,847.22	3.255
	DN	FHLMC		03/01/24	5.230	50,000	25	181,597.22	5.337
	DN	FHLMC		03/01/24	5.230	50,000	25	181,597.22	5.337
	DN	IBRD		03/01/24	5.270	50,000	136	995,444.44	5.467
	DN	IBRD		03/01/24	5.270	50,000	136	995,444.44	5.467
	DN	FHLB		03/01/24	5.305	50,000	137	1,009,423.61	5.505
	DN	FNMA		03/01/24	5.200	50,000	142	1,025,555.56	5.397
	DN	FNMA		03/01/24	5.200	50,000	142	1,025,555.56	5.397
	DN	IFC		03/01/24	5.290	50,000	142	1,043,305.56	5.493
	DN	IFC		03/01/24	5.290	50,000	142	1,043,305.56	5.493

**INVESTMENT TRANSACTIONS**

<u>DATE</u>	<u>TYPE</u>	<u>a/</u> <u>DESCRIPTION</u>	<u>CPN (%)</u>	<u>MATURITY</u> <u>DATE</u>	<u>b/</u> <u>TRANS</u> <u>YIELD (%)</u>	<u>d/</u> <u>PAR (\$)</u> <u>(000)</u>	<u>DAYS</u> <u>HELD</u>	<u>AMOUNT</u> <u>EARNED (\$)</u>	<u>EFFECTIVE</u> <u>YIELD (%)</u>
03/01/24	REDEMPTIONS (Continued)								
DN	IBRD			03/01/24	5.250	50,000	148	1,079,166.67	5.455
DN	IBRD			03/01/24	5.250	50,000	148	1,079,166.67	5.455
DN	IFC			03/01/24	5.300	50,000	148	1,089,444.44	5.508
DN	IFC			03/01/24	5.300	50,000	148	1,089,444.44	5.508
DN	FNMA			03/01/24	5.240	50,000	149	1,084,388.89	5.445
DN	FNMA			03/01/24	5.240	50,000	149	1,084,388.89	5.445
DN	IBRD			03/01/24	5.250	50,000	149	1,086,458.33	5.456
DN	IBRD			03/01/24	5.250	50,000	149	1,086,458.33	5.456
DN	IBRD			03/01/24	5.200	50,000	157	1,133,888.89	5.409
DN	IBRD			03/01/24	5.200	50,000	157	1,133,888.89	5.409
DN	FNMA			03/01/24	5.225	50,000	162	1,175,625.00	5.440
DN	FNMA			03/01/24	5.225	50,000	162	1,175,625.00	5.440
DN	FHLB			03/01/24	5.295	50,000	164	1,206,083.33	5.516
DN	FHLB			03/01/24	5.295	50,000	164	1,206,083.33	5.516
DN	FNMA			03/01/24	5.210	50,000	169	1,222,902.78	5.430
DN	FNMA			03/01/24	5.210	50,000	169	1,222,902.78	5.430
DN	FFCB			03/01/24	5.240	50,000	169	1,229,944.44	5.462
DN	FFCB			03/01/24	5.240	50,000	169	1,229,944.44	5.462
DN	FFCB			03/01/24	5.240	50,000	169	1,229,944.44	5.462
DN	FFCB			03/01/24	5.240	50,000	169	1,229,944.44	5.462
DN	FHLB			03/01/24	5.310	50,000	169	1,246,375.00	5.537
DN	FHLB			03/01/24	5.310	50,000	169	1,246,375.00	5.537
DN	FHLB			03/01/24	5.310	50,000	172	1,268,500.00	5.539
DN	FHLB			03/01/24	5.310	50,000	172	1,268,500.00	5.539
DN	FHLB			03/01/24	5.310	50,000	172	1,268,500.00	5.539
DN	FHLB			03/01/24	5.310	50,000	175	1,290,625.00	5.542
DN	FHLB			03/01/24	5.310	50,000	175	1,290,625.00	5.542
DN	FFCB			03/01/24	5.050	50,000	247	1,732,430.56	5.318
DN	FFCB			03/01/24	5.050	50,000	247	1,732,430.56	5.318
DN	FHLB			03/01/24	5.105	50,000	254	1,800,930.56	5.384
DN	FHLB			03/01/24	5.105	50,000	254	1,800,930.56	5.384
DN	FHLB			03/01/24	5.035	50,000	260	1,818,194.44	5.312
DN	FHLB			03/01/24	5.035	50,000	260	1,818,194.44	5.312
DN	FHLB			03/01/24	4.570	50,000	318	2,018,416.67	4.842
DN	FHLB			03/01/24	4.570	50,000	318	2,018,416.67	4.842
DN	FFCB			03/01/24	5.000	50,000	364	2,527,777.78	5.354
DN	FFCB			03/01/24	5.000	50,000	364	2,527,777.78	5.354
DN	FHLB			03/01/24	5.065	50,000	365	2,567,673.61	5.428
DN	FHLB			03/01/24	5.065	50,000	365	2,567,673.61	5.428
DN	FHLB			03/01/24	5.065	50,000	365	2,567,673.61	5.428
DN	FHLB			03/01/24	5.065	50,000	365	2,567,673.61	5.428
YCD	KBC		5.310	03/01/24	5.310	50,000	36	265,500.00	5.399
YCD	KBC		5.310	03/01/24	5.310	50,000	36	265,500.00	5.399
YCD	SWEDBANK		5.490	03/01/24	5.490	50,000	109	831,125.00	5.582
YCD	SWEDBANK		5.490	03/01/24	5.490	50,000	109	831,125.00	5.582

### INVESTMENT TRANSACTIONS

<u>DATE</u>	<u>TYPE</u>	<u>a/</u> <u>DESCRIPTION</u>	<u>CPN (%)</u>	<u>MATURITY</u> <u>DATE</u>	<u>b/</u> <u>TRANS</u> <u>YIELD (%)</u>	<u>d/</u> <u>PAR (\$)</u> <u>(000)</u>	<u>DAYS</u> <u>HELD</u>	<u>AMOUNT</u> <u>EARNED (\$)</u>	<u>EFFECTIVE</u> <u>YIELD (%)</u>
<b>03/01/24</b>	<b>REDEMPTIONS (Continued)</b>								
	YCD	MUFG BK	5.760	03/01/24	5.760	50,000	122	976,000.00	5.856
	YCD	MUFG BK	5.760	03/01/24	5.760	50,000	122	976,000.00	5.856
	YCD	NATIXIS	5.660	03/01/24	5.660	50,000	148	1,163,444.44	5.754
	YCD	NATIXIS	5.660	03/01/24	5.660	50,000	148	1,163,444.44	5.754
	YCD	TORONTO	5.730	03/01/24	5.730	50,000	154	1,225,583.33	5.826
	YCD	TORONTO	5.730	03/01/24	5.730	50,000	154	1,225,583.33	5.826
	YCD	BNP	5.760	03/01/24	5.760	50,000	172	1,376,000.00	5.856
	YCD	BNP	5.760	03/01/24	5.760	50,000	172	1,376,000.00	5.856
	YCD	SCOTIA	5.750	03/01/24	5.750	50,000	254	2,028,472.22	5.846
	YCD	SCOTIA	5.750	03/01/24	5.750	50,000	254	2,028,472.22	5.846
	YCD	RABOBANK	5.630	03/01/24	5.630	50,000	274	2,142,527.78	5.724
	YCD	RABOBANK	5.630	03/01/24	5.630	50,000	274	2,142,527.78	5.724
	YCD	BARCLAYS	5.780	03/01/24	5.780	50,000	276	2,215,666.67	5.876
	YCD	BARCLAYS	5.780	03/01/24	5.780	50,000	276	2,215,666.67	5.876
<b>03/01/24</b>	<b>PURCHASES</b>								
	CB CL	JPM CHASE	5.250	03/01/28	5.250	25,000	1,461		
	CP	RABO NY		03/18/24	5.300	50,000	17		
	CP	RABO NY		03/18/24	5.300	50,000	17		
	CP	CHARIOT		05/03/24	5.330	50,000	63		
	CP	CHARIOT		05/03/24	5.330	50,000	63		
	CP	PEPSICO		08/12/24	5.170	50,000	164		
	CP	BOFA		11/25/24	5.170	50,000	269		
	CP	BOFA		11/25/24	5.170	50,000	269		
	DN	IBRD		05/31/24	5.150	50,000	91		
	DN	IBRD		05/31/24	5.150	50,000	91		
	DN	FHLB		07/24/24	5.135	50,000	145		
	DN	FHLB		07/24/24	5.135	50,000	145		
	DN	FHLB		07/29/24	5.130	50,000	150		
	DN	FHLB		07/29/24	5.130	50,000	150		
	YCD	KBC	5.350	05/08/24	5.350	50,000	68		
	YCD	KBC	5.350	05/08/24	5.350	50,000	68		
	YCD	NATIXIS	5.380	08/05/24	5.380	50,000	157		
	YCD	NATIXIS	5.380	08/05/24	5.380	50,000	157		
	YCD	CB AUS	5.290	03/03/25	5.290	50,000	367		
	YCD	CB AUS	5.290	03/03/25	5.290	50,000	367		
<b>03/04/24</b>	<b>REDEMPTIONS</b>								
	CP	VERSAILLES		03/04/24	5.620	50,000	171	1,334,750.00	5.870
	CP	VERSAILLES		03/04/24	5.620	50,000	171	1,334,750.00	5.870
	CP	DISNEY		03/04/24	5.500	25,000	172	656,944.44	5.743
	DN	FHLMC		03/04/24	5.230	50,000	28	203,388.89	5.339
	DN	FHLMC		03/04/24	5.230	50,000	28	203,388.89	5.339
	DN	IBRD		03/04/24	5.200	50,000	33	238,333.33	5.312
	DN	IBRD		03/04/24	5.200	50,000	33	238,333.33	5.312



### INVESTMENT TRANSACTIONS

<u>DATE</u>	<u>TYPE</u>	<u>a/</u> <u>DESCRIPTION</u>	<u>CPN (%)</u>	<u>MATURITY</u> <u>DATE</u>	<u>b/</u> <u>TRANS</u> <u>YIELD (%)</u>	<u>d/</u> <u>PAR (\$)</u> <u>(000)</u>	<u>DAYS</u> <u>HELD</u>	<u>AMOUNT</u> <u>EARNED (\$)</u>	<u>EFFECTIVE</u> <u>YIELD (%)</u>
<b>03/04/24</b>	<b>REDEMPTIONS (Continued)</b>								
	DN	FNMA		03/04/24	5.215	50,000	105	760,520.83	5.384
	DN	FNMA		03/04/24	5.215	50,000	105	760,520.83	5.384
	DN	FHLB		03/04/24	5.300	50,000	126	927,500.00	5.490
	DN	FHLB		03/04/24	5.300	50,000	126	927,500.00	5.490
	DN	FHLB		03/04/24	5.300	50,000	158	1,163,055.56	5.517
	DN	FHLB		03/04/24	5.300	50,000	158	1,163,055.56	5.517
	DN	FHLB		03/04/24	5.300	50,000	165	1,214,583.33	5.522
	DN	FHLB		03/04/24	5.300	50,000	165	1,214,583.33	5.522
	DN	FHLB		03/04/24	5.305	50,000	172	1,267,305.56	5.534
	DN	FHLB		03/04/24	5.305	50,000	172	1,267,305.56	5.534
	YCD	NORINCHUK	5.320	03/04/24	5.320	50,000	33	243,833.33	5.409
	YCD	NORINCHUK	5.320	03/04/24	5.320	50,000	33	243,833.33	5.409
	YCD	SUMI TRUST	5.620	03/04/24	5.620	50,000	110	858,611.00	5.714
	YCD	SUMI TRUST	5.620	03/04/24	5.620	50,000	110	858,611.00	5.714
<b>03/04/24</b>	<b>PURCHASES</b>								
	CP	SOC GEN NY		03/18/24	5.300	50,000	14		
	CP	SOC GEN NY		03/18/24	5.300	50,000	14		
	DN	FHLB		07/29/24	5.125	50,000	147		
	DN	FHLB		07/29/24	5.125	50,000	147		
	DN	FHLB		08/15/24	5.095	50,000	164		
	DN	FHLB		08/15/24	5.095	50,000	164		
	TR	BILL		08/29/24	5.090	50,000	178		
	TR	BILL		08/29/24	5.090	50,000	178		
	TR	BILL		08/29/24	5.090	50,000	178		
	YCD	DNB	5.290	04/09/24	5.290	50,000	36		
	YCD	DNB	5.290	04/09/24	5.290	50,000	36		
	YCD	CR AG CIB	5.340	07/01/24	5.340	50,000	119		
	YCD	CR AG CIB	5.340	07/01/24	5.340	50,000	119		
	YCD	SUMI TRUST	5.370	07/01/24	5.370	50,000	119		
	YCD	SUMI TRUST	5.370	07/01/24	5.370	50,000	119		
	YCD	MUFG BK	5.420	07/01/24	5.420	50,000	119		
	YCD	MUFG BK	5.420	07/01/24	5.420	50,000	119		
	YCD	BARCLAYS	5.360	03/03/25	5.360	50,000	364		
	YCD	BARCLAYS	5.360	03/03/25	5.360	50,000	364		
<b>03/05/24</b>	<b>NO REDEMPTIONS</b>								
<b>03/05/24</b>	<b>PURCHASES</b>								
	CD	WELLS FGO	5.240	03/03/25	5.240	50,000	363		
	CD	WELLS FGO	5.240	03/03/25	5.240	50,000	363		
	CP	RABO NY		03/18/24	5.300	50,000	13		
	CP	RABO NY		03/18/24	5.300	50,000	13		
	CP	CR AG NY		03/21/24	5.300	50,000	16		
	CP	CR AG NY		03/21/24	5.300	50,000	16		

**INVESTMENT TRANSACTIONS**

<u>DATE</u>	<u>TYPE</u>	<u>a/</u> <u>DESCRIPTION</u>	<u>CPN (%)</u>	<u>MATURITY</u> <u>DATE</u>	<u>b/</u> <u>TRANS</u> <u>YIELD (%)</u>	<u>d/</u> <u>PAR (\$)</u> <u>(000)</u>	<u>DAYS</u> <u>HELD</u>	<u>AMOUNT</u> <u>EARNED (\$)</u>	<u>EFFECTIVE</u> <u>YIELD (%)</u>
<b>03/05/24</b>	<b>PURCHASES (Continued)</b>								
	CP	DEERE CAP		05/01/24	5.310	50,000	57		
	DEB	FFCB	5.000	03/28/25	4.956	50,000	388		
	DEB	FFCB	5.000	03/28/25	4.956	50,000	388		
	DN	FHLB		06/24/24	5.180	50,000	111		
	DN	FHLB		06/24/24	5.180	50,000	111		
	DN	IBRD		07/01/24	5.050	50,000	118		
	DN	IBRD		07/01/24	5.050	50,000	118		
	DN	IBRD		07/01/24	5.050	50,000	118		
	DN	FHLB		07/26/24	5.125	50,000	143		
	DN	FHLB		07/26/24	5.125	50,000	143		
	TR	BILL		06/27/24	5.160	50,000	114		
	TR	BILL		06/27/24	5.160	50,000	114		
	TR	BILL		06/27/24	5.160	50,000	114		
	TR	BILL		06/27/24	5.165	50,000	114		
	TR	BILL		06/27/24	5.165	50,000	114		
	TR	BILL		06/27/24	5.165	50,000	114		
	TR	BILL		07/02/24	5.195	50,000	119		
	TR	BILL		07/02/24	5.195	50,000	119		
	TR	BILL		07/02/24	5.195	50,000	119		
	TR	BILL		07/02/24	5.195	50,000	119		
	TR	BILL		07/02/24	5.195	50,000	119		
	TR	BILL		07/02/24	5.195	50,000	119		
	TR	BILL		08/15/24	5.095	50,000	163		
	TR	BILL		08/15/24	5.095	50,000	163		
	TR	BILL		08/15/24	5.095	50,000	163		
	YCD	BNP	5.330	06/21/24	5.330	50,000	108		
	YCD	BNP	5.330	06/21/24	5.330	50,000	108		
<b>03/06/24</b>	<b>NO REDEMPTIONS</b>								
<b>03/06/24</b>	<b>PURCHASES</b>								
	CP	MUFG BK		04/09/24	5.290	50,000	34		
	CP	MUFG BK		04/09/24	5.290	50,000	34		
	CP	CRC		07/26/24	5.300	50,000	142		
	CP	JOHNSON		08/05/24	5.190	50,000	152		
	CP	JOHNSON		08/05/24	5.190	50,000	152		
	DN	FFCB		07/29/24	5.100	50,000	145		
	DN	FFCB		07/29/24	5.100	50,000	145		
<b>03/07/24</b>	<b>NO REDEMPTIONS</b>								

### INVESTMENT TRANSACTIONS

<u>DATE</u>	<u>TYPE</u>	<u>a/</u> <u>DESCRIPTION</u>	<u>CPN (%)</u>	<u>MATURITY</u> <u>DATE</u>	<u>b/</u> <u>TRANS</u> <u>YIELD (%)</u>	<u>d/</u> <u>PAR (\$)</u> <u>(000)</u>	<u>DAYS</u> <u>HELD</u>	<u>AMOUNT</u> <u>EARNED (\$)</u>	<u>EFFECTIVE</u> <u>YIELD (%)</u>
<b>03/07/24</b>	<b>PURCHASES</b>								
	CP	MIZUHO NY		07/01/24	5.240	50,000	116		
	CP	MIZUHO NY		07/01/24	5.240	50,000	116		
	CP	MICROSOFT		07/29/24	5.200	50,000	144		
	CP	COCA COLA		08/30/24	5.160	50,000	176		
	CP	COCA COLA		08/30/24	5.160	50,000	176		
	DN	IFC		08/30/24	5.090	50,000	176		
	DN	IFC		08/30/24	5.090	50,000	176		
<b>03/08/24</b>	<b>REDEMPTION</b>								
	DEB	FHLB	0.250	03/08/24	0.336	50,000	1,081	496,241.67	0.337
<b>03/08/24</b>	<b>PURCHASES</b>								
	CP	BNP NY		03/11/24	5.290	50,000	3		
	CP	BNP NY		03/11/24	5.290	50,000	3		
	CP	MUFG BK		04/02/24	5.280	50,000	25		
	CP	MUFG BK		04/02/24	5.280	50,000	25		
	CP	ING FDL		09/10/24	5.220	50,000	186		
	CP	ING FDL		09/10/24	5.220	50,000	186		
	TR	BILL		04/02/24	5.260	50,000	25		
	TR	BILL		04/02/24	5.260	50,000	25		
	TR	BILL		04/02/24	5.260	50,000	25		
	TR	BILL		04/02/24	5.260	50,000	25		
<b>03/11/24</b>	<b>REDEMPTIONS</b>								
	CP	BNP NY		03/11/24	5.290	50,000	3	22,041.67	5.366
	CP	BNP NY		03/11/24	5.290	50,000	3	22,041.67	5.366
	CP	GOTHAM		03/11/24	5.450	50,000	89	673,680.56	5.617
	DN	IBRD		03/11/24	5.220	50,000	83	601,750.00	5.372
	DN	IBRD		03/11/24	5.220	50,000	83	601,750.00	5.372
<b>03/11/24</b>	<b>PURCHASES</b>								
	CP	CR AG NY		04/02/24	5.300	50,000	22		
	CP	CR AG NY		04/02/24	5.300	50,000	22		
	CP	CR AG NY		04/02/24	5.300	50,000	22		
<b>03/12/24</b>	<b>REDEMPTIONS</b>								
	DN	FHLB		03/12/24	5.300	50,000	134	986,388.89	5.497
	DN	FHLB		03/12/24	5.300	50,000	134	986,388.89	5.497
	DN	IBRD		03/12/24	5.260	50,000	153	1,117,750.00	5.470
	DN	IBRD		03/12/24	5.260	50,000	153	1,117,750.00	5.470
	DN	FHLB		03/12/24	5.310	50,000	162	1,194,750.00	5.531
	DN	FHLB		03/12/24	5.310	50,000	162	1,194,750.00	5.531

**INVESTMENT TRANSACTIONS**

<u>DATE</u>	<u>TYPE</u>	<u>a/</u> <u>DESCRIPTION</u>	<u>CPN (%)</u>	<u>MATURITY</u> <u>DATE</u>	<u>b/</u> <u>TRANS</u> <u>YIELD (%)</u>	<u>d/</u> <u>PAR (\$)</u> <u>(000)</u>	<u>DAYS</u> <u>HELD</u>	<u>AMOUNT</u> <u>EARNED (\$)</u>	<u>EFFECTIVE</u> <u>YIELD (%)</u>
<b>03/12/24</b>	<b>REDEMPTIONS (Continued)</b>								
	DN	FHLB		03/12/24	5.290	50,000	175	1,285,763.89	5.520
	DN	FHLB		03/12/24	5.290	50,000	175	1,285,763.89	5.520
	TR	BILL		03/12/24	5.230	50,000	112	813,555.56	5.405
	TR	BILL		03/12/24	5.230	50,000	112	813,555.56	5.405
	TR	BILL		03/12/24	5.231	50,000	112	813,711.11	5.406
	TR	BILL		03/12/24	5.231	50,000	112	813,711.11	5.406
	TR	BILL		03/12/24	5.231	50,000	112	813,711.11	5.406
	TR	BILL		03/12/24	5.235	50,000	112	814,333.33	5.410
	TR	BILL		03/12/24	5.235	50,000	112	814,333.33	5.410
	TR	BILL		03/12/24	5.235	50,000	112	814,333.33	5.410
	TR	BILL		03/12/24	5.240	50,000	113	822,388.89	5.416
	TR	BILL		03/12/24	5.240	50,000	113	822,388.89	5.416
	TR	BILL		03/12/24	5.230	50,000	117	849,875.00	5.409
	TR	BILL		03/12/24	5.230	50,000	117	849,875.00	5.409
	TR	BILL		03/12/24	5.230	50,000	117	849,875.00	5.409
	TR	BILL		03/12/24	5.230	50,000	117	849,875.00	5.409
	TR	BILL		03/12/24	5.230	50,000	117	849,875.00	5.409
	TR	BILL		03/12/24	5.230	50,000	117	849,875.00	5.409
	TR	BILL		03/12/24	5.235	50,000	117	850,687.50	5.414
	TR	BILL		03/12/24	5.235	50,000	117	850,687.50	5.414
	TR	BILL		03/12/24	5.235	50,000	117	850,687.50	5.414
	TR	BILL		03/12/24	5.240	50,000	117	851,500.00	5.420
	TR	BILL		03/12/24	5.240	50,000	117	851,500.00	5.420
	TR	BILL		03/12/24	5.240	50,000	117	851,500.00	5.420
	TR	BILL		03/12/24	5.240	50,000	117	851,500.00	5.420
	TR	BILL		03/12/24	5.240	50,000	117	851,500.00	5.420
	TR	BILL		03/12/24	5.240	50,000	117	851,500.00	5.420
	TR	BILL		03/12/24	5.240	50,000	117	851,500.00	5.420
	TR	BILL		03/12/24	5.243	50,000	117	851,906.25	5.422
	TR	BILL		03/12/24	5.243	50,000	117	851,906.25	5.422
	TR	BILL		03/12/24	5.243	50,000	117	851,906.25	5.422
	TR	BILL		03/12/24	5.240	50,000	118	858,777.78	5.420
	TR	BILL		03/12/24	5.240	50,000	118	858,777.78	5.420
	TR	BILL		03/12/24	5.240	50,000	118	858,777.78	5.420
	TR	BILL		03/12/24	5.240	50,000	118	858,777.78	5.420
	TR	BILL		03/12/24	5.240	50,000	118	858,777.78	5.420
	TR	BILL		03/12/24	5.240	50,000	118	858,777.78	5.420
	TR	BILL		03/12/24	5.240	50,000	118	858,777.78	5.420
	TR	BILL		03/12/24	5.240	50,000	118	858,777.78	5.420
<b>03/12/24</b>	<b>PURCHASES</b>								
	CP	JOHNSON		07/17/24	5.230	50,000	127		
	CP	JOHNSON		07/17/24	5.230	50,000	127		
	CP	PEPSICO		08/05/24	5.200	50,000	146		
	CP	OLD LINE		08/30/24	5.240	50,000	171		
	CP	OLD LINE		08/30/24	5.240	50,000	171		

**INVESTMENT TRANSACTIONS**

<u>DATE</u>	<u>TYPE</u>	<u>a/</u> <u>DESCRIPTION</u>	<u>CPN (%)</u>	<u>MATURITY</u> <u>DATE</u>	<u>b/</u> <u>TRANS</u> <u>YIELD (%)</u>	<u>d/</u> <u>PAR (\$)</u> <u>(000)</u>	<u>DAYS</u> <u>HELD</u>	<u>AMOUNT</u> <u>EARNED (\$)</u>	<u>EFFECTIVE</u> <u>YIELD (%)</u>
<b>03/12/24</b>	<b>PURCHASES (Continued)</b>								
	DN	FHLMC		07/01/24	5.105	50,000	111		
	DN	FHLMC		07/01/24	5.105	50,000	111		
	DN	IFC		08/12/24	5.080	50,000	153		
	DN	IFC		08/12/24	5.080	50,000	153		
	DN	IBRD		08/30/24	5.000	50,000	171		
	DN	IBRD		08/30/24	5.000	50,000	171		
	DN	IBRD		08/30/24	5.000	50,000	171		
	DN	FFCB		09/24/24	4.990	50,000	196		
	DN	FFCB		09/24/24	4.990	50,000	196		
	DN	FFCB		10/01/24	4.950	50,000	203		
	DN	FFCB		10/01/24	4.950	50,000	203		
	DN	IBRD		10/01/24	4.950	50,000	203		
	DN	IBRD		10/01/24	4.950	50,000	203		
	DN	FHLMC		10/01/24	4.950	50,000	203		
	DN	FHLMC		10/01/24	4.950	50,000	203		
	DN	FFCB		10/01/24	4.980	50,000	203		
	DN	FFCB		10/01/24	4.980	50,000	203		
	TR	BILL		08/15/24	5.105	50,000	156		
	TR	BILL		08/15/24	5.105	50,000	156		
	TR	BILL		08/15/24	5.105	50,000	156		
	TR	BILL		08/15/24	5.108	50,000	156		
	TR	BILL		08/15/24	5.108	50,000	156		
	TR	BILL		08/15/24	5.108	50,000	156		
	TR	BILL		08/15/24	5.110	50,000	156		
	TR	BILL		08/15/24	5.110	50,000	156		
	TR	BILL		08/15/24	5.110	50,000	156		
	YCD	SOC GEN	5.330	09/10/24	5.330	50,000	182		
	YCD	SOC GEN	5.330	09/10/24	5.330	50,000	182		
	YCD	SVENSKA	5.350	09/24/24	5.350	50,000	196		
	YCD	SVENSKA	5.350	09/24/24	5.350	50,000	196		
	YCD	NAT AUB	5.230	12/02/24	5.230	50,000	265		
	YCD	NAT AUB	5.230	12/02/24	5.230	50,000	265		
<b>03/13/24</b>	<b>NO REDEMPTIONS</b>								
<b>03/13/24</b>	<b>PURCHASES</b>								
	CP	MUFG BK		04/02/24	5.270	50,000	20		
	CP	MUFG BK		04/02/24	5.270	50,000	20		
	CP	SOC GEN NY		04/08/24	5.280	50,000	26		
	CP	SOC GEN NY		04/08/24	5.280	50,000	26		
	DN	FHLB		07/15/24	5.145	50,000	124		
	DN	FHLB		07/15/24	5.145	50,000	124		
	DN	FHLB		08/30/24	5.080	50,000	170		
	DN	FHLB		08/30/24	5.080	50,000	170		
	DN	FHLB		09/24/24	5.040	50,000	195		
	DN	FHLB		09/24/24	5.040	50,000	195		

### INVESTMENT TRANSACTIONS

<u>DATE</u>	<u>a/</u> <u>TYPE</u>	<u>DESCRIPTION</u>	<u>CPN (%)</u>	<u>MATURITY</u> <u>DATE</u>	<u>b/</u> <u>TRANS</u> <u>YIELD (%)</u>	<u>d/</u> <u>PAR (\$)</u> <u>(000)</u>	<u>DAYS</u> <u>HELD</u>	<u>AMOUNT</u> <u>EARNED (\$)</u>	<u>EFFECTIVE</u> <u>YIELD (%)</u>
03/13/24	<b>PURCHASES (Continued)</b>								
	TR	BILL		04/02/24	5.250	50,000	20		
	TR	BILL		04/02/24	5.250	50,000	20		
	TR	BILL		04/02/24	5.255	50,000	20		
	TR	BILL		04/02/24	5.255	50,000	20		
	YCD	MIZUHO	5.370	06/13/24	5.370	50,000	92		
	YCD	MIZUHO	5.370	06/13/24	5.370	50,000	92		
	YCD	NORINCHUK	5.390	06/21/24	5.390	50,000	100		
	YCD	NORINCHUK	5.390	06/21/24	5.390	50,000	100		
	YCD	FORTIS	5.350	07/01/24	5.350	50,000	110		
	YCD	FORTIS	5.350	07/01/24	5.350	50,000	110		
03/14/24	<b>REDEMPTIONS</b>								
	TR	BILL		03/14/24	5.280	50,000	139	1,019,333.33	5.480
	TR	BILL		03/14/24	5.280	50,000	139	1,019,333.33	5.480
	TR	BILL		03/14/24	5.280	50,000	139	1,019,333.33	5.480
	TR	BILL		03/14/24	5.280	50,000	139	1,019,333.33	5.480
	TR	BILL		03/14/24	5.280	50,000	139	1,019,333.33	5.480
	TR	BILL		03/14/24	5.280	50,000	139	1,019,333.33	5.480
	TR	BILL		03/14/24	5.295	50,000	148	1,088,416.67	5.503
	TR	BILL		03/14/24	5.295	50,000	148	1,088,416.67	5.503
	TR	BILL		03/14/24	5.295	50,000	148	1,088,416.67	5.503
	TR	BILL		03/14/24	5.301	50,000	148	1,089,650.00	5.509
	TR	BILL		03/14/24	5.301	50,000	148	1,089,650.00	5.509
	TR	BILL		03/14/24	5.301	50,000	148	1,089,650.00	5.509
	TR	BILL		03/14/24	5.300	50,000	155	1,140,972.22	5.514
	TR	BILL		03/14/24	5.300	50,000	155	1,140,972.22	5.514
	TR	BILL		03/14/24	5.300	50,000	155	1,140,972.22	5.514
	TR	BILL		03/14/24	5.300	50,000	155	1,140,972.22	5.514
	TR	BILL		03/14/24	5.300	50,000	155	1,140,972.22	5.514
	TR	BILL		03/14/24	5.300	50,000	155	1,140,972.22	5.514
	TR	BILL		03/14/24	5.300	50,000	155	1,140,972.22	5.514
	TR	BILL		03/14/24	5.305	50,000	162	1,193,625.00	5.525
	TR	BILL		03/14/24	5.305	50,000	162	1,193,625.00	5.525
	TR	BILL		03/14/24	5.305	50,000	162	1,193,625.00	5.525
	TR	BILL		03/14/24	5.305	50,000	162	1,193,625.00	5.525
	TR	BILL		03/14/24	5.305	50,000	162	1,193,625.00	5.525
	TR	BILL		03/14/24	5.305	50,000	162	1,193,625.00	5.525
	TR	BILL		03/14/24	5.300	50,000	164	1,207,222.22	5.522
	TR	BILL		03/14/24	5.300	50,000	164	1,207,222.22	5.522
	TR	BILL		03/14/24	5.300	50,000	164	1,207,222.22	5.522
	TR	BILL		03/14/24	5.305	50,000	168	1,237,833.33	5.530
	TR	BILL		03/14/24	5.305	50,000	168	1,237,833.33	5.530
	TR	BILL		03/14/24	5.300	50,000	169	1,244,027.78	5.526
	TR	BILL		03/14/24	5.300	50,000	169	1,244,027.78	5.526
	TR	BILL		03/14/24	5.300	50,000	169	1,244,027.78	5.526
	TR	BILL		03/14/24	5.285	50,000	176	1,291,888.89	5.516
	TR	BILL		03/14/24	5.285	50,000	176	1,291,888.89	5.516

**INVESTMENT TRANSACTIONS**

<u>DATE</u>	<u>TYPE</u>	<u>a/</u> <u>DESCRIPTION</u>	<u>CPN (%)</u>	<u>MATURITY</u> <u>DATE</u>	<u>b/</u> <u>TRANS</u> <u>YIELD (%)</u>	<u>d/</u> <u>PAR (\$)</u> <u>(000)</u>	<u>DAYS</u> <u>HELD</u>	<u>AMOUNT</u> <u>EARNED (\$)</u>	<u>EFFECTIVE</u> <u>YIELD (%)</u>
<b>03/14/24</b>	<b>REDEMPTIONS (Continued)</b>								
	TR	BILL		03/14/24	5.293	50,000	176	1,293,722.22	5.524
	TR	BILL		03/14/24	5.293	50,000	176	1,293,722.22	5.524
	TR	BILL		03/14/24	5.290	50,000	177	1,300,458.33	5.522
	TR	BILL		03/14/24	5.290	50,000	177	1,300,458.33	5.522
	TR	BILL		03/14/24	5.290	50,000	177	1,300,458.33	5.522
	TR	BILL		03/14/24	5.290	50,000	177	1,300,458.33	5.522
	TR	BILL		03/14/24	5.290	50,000	177	1,300,458.33	5.522
	TR	BILL		03/14/24	5.290	50,000	177	1,300,458.33	5.522
	TR	BILL		03/14/24	5.291	50,000	177	1,300,704.17	5.523
	TR	BILL		03/14/24	5.291	50,000	177	1,300,704.17	5.523
	TR	BILL		03/14/24	5.291	50,000	177	1,300,704.17	5.523
	TR	BILL		03/14/24	5.288	50,000	181	1,329,218.75	5.522
	TR	BILL		03/14/24	5.288	50,000	181	1,329,218.75	5.522
	TR	BILL		03/14/24	5.288	50,000	181	1,329,218.75	5.522
	TR	BILL		03/14/24	5.288	50,000	181	1,329,218.75	5.522
	TR	BILL		03/14/24	5.288	50,000	181	1,329,218.75	5.522
	TR	BILL		03/14/24	5.288	50,000	181	1,329,218.75	5.522
	TR	BILL		03/14/24	5.288	50,000	181	1,329,218.75	5.522
	TR	BILL		03/14/24	5.293	50,000	181	1,330,475.69	5.528
	TR	BILL		03/14/24	5.293	50,000	181	1,330,475.69	5.528
	TR	BILL		03/14/24	5.293	50,000	181	1,330,475.69	5.528
	TR	BILL		03/14/24	5.288	50,000	182	1,336,562.50	5.523
	TR	BILL		03/14/24	5.288	50,000	182	1,336,562.50	5.523
	TR	BILL		03/14/24	5.288	50,000	182	1,336,562.50	5.523
	TR	BILL		03/14/24	5.290	50,000	182	1,337,194.44	5.526
	TR	BILL		03/14/24	5.290	50,000	182	1,337,194.44	5.526
	TR	BILL		03/14/24	5.290	50,000	182	1,337,194.44	5.526
	TR	BILL		03/14/24	5.293	50,000	182	1,337,826.39	5.529
	TR	BILL		03/14/24	5.293	50,000	182	1,337,826.39	5.529
	TR	BILL		03/14/24	5.293	50,000	182	1,337,826.39	5.529
	TR	BILL		03/14/24	5.295	50,000	182	1,338,458.33	5.531
	TR	BILL		03/14/24	5.295	50,000	182	1,338,458.33	5.531
	TR	BILL		03/14/24	5.295	50,000	182	1,338,458.33	5.531
<b>03/14/24</b>	<b>PURCHASES</b>								
	CP	COCA COLA		05/08/24	5.270	50,000	55		
	CP	BNP NY		06/24/24	5.280	50,000	102		
	CP	BNP NY		06/24/24	5.280	50,000	102		
	DEB	FHLB	5.000	02/28/25	5.063	50,000	351		
	DEB	FHLB	5.000	02/28/25	5.063	50,000	351		
	DN	FHLMC		04/09/24	5.225	50,000	26		
	DN	FHLMC		04/09/24	5.225	50,000	26		
	DN	IFC		09/10/24	5.010	50,000	180		
	DN	IFC		09/10/24	5.010	50,000	180		
	DN	FHLB		09/27/24	5.050	50,000	197		
	DN	FHLB		09/27/24	5.050	50,000	197		

**INVESTMENT TRANSACTIONS**

<u>DATE</u>	<u>TYPE</u>	<u>a/</u> <u>DESCRIPTION</u>	<u>CPN (%)</u>	<u>MATURITY</u> <u>DATE</u>	<u>b/</u> <u>TRANS</u> <u>YIELD (%)</u>	<u>d/</u> <u>PAR (\$)</u> <u>(000)</u>	<u>DAYS</u> <u>HELD</u>	<u>AMOUNT</u> <u>EARNED (\$)</u>	<u>EFFECTIVE</u> <u>YIELD (%)</u>
<b>03/14/24</b>	<b>PURCHASES (Continued)</b>								
	DN	IFC		10/01/24	4.950	50,000	201		
	DN	IFC		10/01/24	4.950	50,000	201		
	TR	BILL		04/09/24	5.265	50,000	26		
	TR	BILL		04/09/24	5.265	50,000	26		
	TR	BILL		04/09/24	5.265	50,000	26		
	TR	BILL		04/09/24	5.268	50,000	26		
	TR	BILL		04/09/24	5.268	50,000	26		
	TR	BILL		04/09/24	5.268	50,000	26		
	TR	BILL		09/12/24	5.095	50,000	182		
	TR	BILL		09/12/24	5.095	50,000	182		
	TR	BILL		09/12/24	5.095	50,000	182		
	TR	BILL		09/12/24	5.095	50,000	182		
	TR	BILL		09/12/24	5.095	50,000	182		
	TR	BILL		09/12/24	5.095	50,000	182		
	TR	BILL		09/12/24	5.096	50,000	182		
	TR	BILL		09/12/24	5.096	50,000	182		
	TR	BILL		09/12/24	5.096	50,000	182		
	TR	BILL		09/12/24	5.103	50,000	182		
	TR	BILL		09/12/24	5.103	50,000	182		
	TR	BILL		09/12/24	5.103	50,000	182		
	TR	BILL		09/12/24	5.105	50,000	182		
	TR	BILL		09/12/24	5.105	50,000	182		
	TR	BILL		09/12/24	5.105	50,000	182		
	TR	BILL		09/12/24	5.106	50,000	182		
	TR	BILL		09/12/24	5.106	50,000	182		
	TR	BILL		09/12/24	5.106	50,000	182		
	TR	BILL		09/12/24	5.108	50,000	182		
	TR	BILL		09/12/24	5.108	50,000	182		
	TR	BILL		09/12/24	5.108	50,000	182		
	TR	BILL		09/12/24	5.110	50,000	182		
	TR	BILL		09/12/24	5.110	50,000	182		
	TR	BILL		09/12/24	5.110	50,000	182		
	YCD	SUMITOMO	5.290	07/01/24	5.290	50,000	109		
	YCD	SUMITOMO	5.290	07/01/24	5.290	50,000	109		
	YCD	CB AUS	5.240	10/29/24	5.240	50,000	229		
	YCD	CB AUS	5.240	10/29/24	5.240	50,000	229		
<b>03/15/24</b>	<b>REDEMPTIONS</b>								
	TR	NOTE	0.250	03/15/24	1.073	50,000	786	1,142,038.58	1.082
	TR	NOTE	0.250	03/15/24	1.073	50,000	786	1,142,038.58	1.082
	TR	NOTE	0.250	03/15/24	1.073	50,000	786	1,142,038.58	1.082
	TR	NOTE	0.250	03/15/24	1.073	50,000	786	1,142,038.58	1.082
	TR	NOTE	0.250	03/15/24	1.075	50,000	786	1,143,991.71	1.084
	TR	NOTE	0.250	03/15/24	1.075	50,000	786	1,143,991.71	1.084
	TR	NOTE	0.250	03/15/24	1.075	50,000	786	1,143,991.71	1.084
	TR	NOTE	0.250	03/15/24	1.075	50,000	786	1,143,991.71	1.084



**INVESTMENT TRANSACTIONS**

<u>DATE</u>	<u>TYPE</u>	<u>a/</u> <u>DESCRIPTION</u>	<u>CPN (%)</u>	<u>MATURITY</u> <u>DATE</u>	<u>b/</u> <u>TRANS</u> <u>YIELD (%)</u>	<u>d/</u> <u>PAR (\$)</u> <u>(000)</u>	<u>DAYS</u> <u>HELD</u>	<u>AMOUNT</u> <u>EARNED (\$)</u>	<u>EFFECTIVE</u> <u>YIELD (%)</u>
<b>03/15/24</b>	<b>REDEMPTIONS (Continued)</b>								
TR	NOTE		0.250	03/15/24	0.333	50,000	1,001	456,012.23	0.334
TR	NOTE		0.250	03/15/24	0.333	50,000	1,001	456,012.23	0.334
TR	NOTE		0.250	03/15/24	0.333	50,000	1,001	456,012.23	0.334
TR	NOTE		0.250	03/15/24	0.333	50,000	1,001	456,012.23	0.334
TR	NOTE		0.250	03/15/24	0.335	50,000	1,001	457,965.35	0.336
TR	NOTE		0.250	03/15/24	0.335	50,000	1,001	457,965.35	0.336
TR	NOTE		0.250	03/15/24	0.335	50,000	1,001	457,965.35	0.336
TR	NOTE		0.250	03/15/24	0.335	50,000	1,001	457,965.35	0.336
TR	NOTE		0.250	03/15/24	0.299	50,000	1,064	434,442.93	0.299
TR	NOTE		0.250	03/15/24	0.299	50,000	1,064	434,442.93	0.299
TR	NOTE		0.250	03/15/24	0.299	50,000	1,064	434,442.93	0.299
TR	NOTE		0.250	03/15/24	0.299	50,000	1,064	434,442.93	0.299
TR	NOTE		0.250	03/15/24	0.299	50,000	1,064	434,442.93	0.299
TR	NOTE		0.250	03/15/24	0.299	50,000	1,064	434,442.93	0.299
TR	NOTE		0.250	03/15/24	0.306	50,000	1,082	452,275.82	0.306
TR	NOTE		0.250	03/15/24	0.306	50,000	1,082	452,275.82	0.306
TR	NOTE		0.250	03/15/24	0.306	50,000	1,082	452,275.82	0.306
TR	NOTE		0.250	03/15/24	0.306	50,000	1,082	452,275.82	0.306
TR	NOTE		0.250	03/15/24	0.350	50,000	1,093	522,418.48	0.350
TR	NOTE		0.250	03/15/24	0.350	50,000	1,093	522,418.48	0.350
TR	NOTE		0.250	03/15/24	0.350	50,000	1,093	522,418.48	0.350
TR	NOTE		0.250	03/15/24	0.350	50,000	1,093	522,418.48	0.350
TR	NOTE		0.250	03/15/24	0.337	50,000	1,094	503,226.90	0.337
TR	NOTE		0.250	03/15/24	0.337	50,000	1,094	503,226.90	0.337
TR	NOTE		0.250	03/15/24	0.337	50,000	1,094	503,226.90	0.337
TR	NOTE		0.250	03/15/24	0.337	50,000	1,094	503,226.90	0.337
TR	NOTE		0.250	03/15/24	0.326	50,000	1,095	487,941.58	0.326
TR	NOTE		0.250	03/15/24	0.326	50,000	1,095	487,941.58	0.326
TR	NOTE		0.250	03/15/24	0.326	50,000	1,095	487,941.58	0.326
TR	NOTE		0.250	03/15/24	0.326	50,000	1,095	487,941.58	0.326
TR	NOTE		0.250	03/15/24	0.326	50,000	1,095	487,941.58	0.326
TR	NOTE		0.250	03/15/24	0.326	50,000	1,095	487,941.58	0.326
TR	NOTE		0.250	03/15/24	0.334	50,000	1,095	499,660.33	0.334
TR	NOTE		0.250	03/15/24	0.334	50,000	1,095	499,660.33	0.334
TR	NOTE		0.250	03/15/24	0.336	50,000	1,096	503,906.25	0.336
TR	NOTE		0.250	03/15/24	0.336	50,000	1,096	503,906.25	0.336
TR	NOTE		0.250	03/15/24	0.336	50,000	1,096	503,906.25	0.336
TR	NOTE		0.250	03/15/24	0.336	50,000	1,096	503,906.25	0.336
<b>03/15/24</b>	<b>PURCHASES</b>								
CP	RABOBANK			03/25/24	5.300	50,000	10		
CP	RABOBANK			03/25/24	5.300	50,000	10		
CP	RABOBANK			03/25/24	5.300	50,000	10		
CP	THUNDER			05/14/24	5.310	50,000	60		
CP	SUMI TRUST			07/01/24	5.300	50,000	108		
CP	SUMI TRUST			07/01/24	5.300	50,000	108		

### INVESTMENT TRANSACTIONS

<u>DATE</u>	<u>TYPE</u>	<u>a/</u> <u>DESCRIPTION</u>	<u>CPN (%)</u>	<u>MATURITY</u> <u>DATE</u>	<u>b/</u> <u>TRANS</u> <u>YIELD (%)</u>	<u>d/</u> <u>PAR (\$)</u> <u>(000)</u>	<u>DAYS</u> <u>HELD</u>	<u>AMOUNT</u> <u>EARNED (\$)</u>	<u>EFFECTIVE</u> <u>YIELD (%)</u>
03/15/24	<b>PURCHASES (Continued)</b>								
	CP	PEPSICO		07/17/24	5.230	50,000	124		
	CP	JOHNSON		08/15/24	5.180	50,000	153		
	CP	JOHNSON		08/15/24	5.180	50,000	153		
	CP	NATIXIS NY		08/30/24	5.270	50,000	168		
	CP	NATIXIS NY		08/30/24	5.270	50,000	168		
	CP	BOFA		09/12/24	5.280	50,000	181		
	CP	BOFA		09/12/24	5.280	50,000	181		
	DN	FHLMC		07/22/24	5.080	50,000	129		
	DN	FHLMC		07/22/24	5.080	50,000	129		
	DN	FHLB		07/22/24	5.145	50,000	129		
	DN	FHLB		07/22/24	5.145	50,000	129		
	DN	FFCB		09/10/24	5.050	50,000	179		
	DN	FFCB		09/10/24	5.050	50,000	179		
	DN	FHLB		09/24/24	5.060	50,000	193		
	DN	FHLB		09/24/24	5.060	50,000	193		
	DN	FFCB		10/01/24	5.000	50,000	200		
	DN	FFCB		10/01/24	5.000	50,000	200		
	DN	FHLB		10/01/24	5.045	50,000	200		
	DN	FHLB		10/01/24	5.045	50,000	200		
	TR	BILL		09/12/24	5.113	50,000	181		
	TR	BILL		09/12/24	5.113	50,000	181		
	TR	BILL		09/12/24	5.113	50,000	181		
	TR	BILL		09/12/24	5.115	50,000	181		
	TR	BILL		09/12/24	5.115	50,000	181		
	TR	BILL		09/12/24	5.115	50,000	181		
	TR	BILL		09/12/24	5.115	50,000	181		
	TR	BILL		09/12/24	5.118	50,000	181		
	TR	BILL		09/12/24	5.118	50,000	181		
	TR	BILL		09/12/24	5.118	50,000	181		
	TR	BILL		09/12/24	5.118	50,000	181		
	TR	BILL		09/12/24	5.118	50,000	181		
	TR	BILL		09/12/24	5.120	50,000	181		
	TR	BILL		09/12/24	5.120	50,000	181		
	TR	NOTE	4.625	02/28/26	4.601	50,000	715		
	TR	NOTE	4.625	02/28/26	4.601	50,000	715		
	TR	NOTE	4.625	02/28/26	4.601	50,000	715		
	TR	NOTE	4.625	02/28/26	4.601	50,000	715		
	TR	NOTE	4.625	02/28/26	4.601	50,000	715		
	TR	NOTE	4.625	02/28/26	4.601	50,000	715		
	TR	NOTE	4.250	03/15/27	4.330	50,000	1,095		
	TR	NOTE	4.250	03/15/27	4.330	50,000	1,095		
	TR	NOTE	4.250	03/15/27	4.330	50,000	1,095		
	TR	NOTE	4.250	03/15/27	4.331	50,000	1,095		
	TR	NOTE	4.250	03/15/27	4.331	50,000	1,095		
	TR	NOTE	4.250	03/15/27	4.331	50,000	1,095		
	TR	NOTE	4.250	03/15/27	4.447	50,000	1,095		
	TR	NOTE	4.250	03/15/27	4.447	50,000	1,095		
	TR	NOTE	4.250	03/15/27	4.447	50,000	1,095		

**INVESTMENT TRANSACTIONS**

<u>DATE</u>	<u>TYPE</u>	<u>a/</u> <u>DESCRIPTION</u>	<u>CPN (%)</u>	<u>MATURITY</u> <u>DATE</u>	<u>b/</u> <u>TRANS</u> <u>YIELD (%)</u>	<u>d/</u> <u>PAR (\$)</u> <u>(000)</u>	<u>DAYS</u> <u>HELD</u>	<u>AMOUNT</u> <u>EARNED (\$)</u>	<u>EFFECTIVE</u> <u>YIELD (%)</u>
<b>03/15/24</b>	<b>PURCHASES (Continued)</b>								
	TR	NOTE	4.250	03/15/27	4.451	50,000	1,095		
	TR	NOTE	4.250	03/15/27	4.451	50,000	1,095		
	TR	NOTE	4.250	03/15/27	4.451	50,000	1,095		
	YCD	CR AG CIB	5.390	07/29/24	5.390	50,000	136		
	YCD	CR AG CIB	5.390	07/29/24	5.390	50,000	136		
	YCD	RB CANADA	5.340	10/01/24	5.340	50,000	200		
	YCD	RB CANADA	5.340	10/01/24	5.340	50,000	200		
<b>03/18/24</b>	<b>REDEMPTIONS</b>								
	CD	US BANK	5.250	03/18/24	5.250	50,000	34	247,916.67	5.338
	CD	US BANK	5.250	03/18/24	5.250	50,000	34	247,916.67	5.338
	CP	RABO NY		03/18/24	5.300	50,000	13	95,694.44	5.384
	CP	RABO NY		03/18/24	5.300	50,000	13	95,694.44	5.384
	CP	SOC GEN NY		03/18/24	5.300	50,000	14	103,055.56	5.385
	CP	SOC GEN NY		03/18/24	5.300	50,000	14	103,055.56	5.385
	CP	RABO NY		03/18/24	5.300	50,000	17	125,138.89	5.387
	CP	RABO NY		03/18/24	5.300	50,000	17	125,138.89	5.387
	CP	MUFG BK		03/18/24	5.290	50,000	35	257,152.78	5.406
	CP	MUFG BK		03/18/24	5.290	50,000	35	257,152.78	5.406
	CP	JUPITER		03/18/24	5.320	50,000	35	258,611.11	5.437
	CP	CR AG NY		03/18/24	5.300	50,000	38	279,722.22	5.419
	CP	MUFG BK		03/18/24	5.290	50,000	39	286,541.67	5.409
	CP	MUFG BK		03/18/24	5.290	50,000	39	286,541.67	5.409
	CP	JUPITER		03/18/24	5.320	50,000	39	288,166.67	5.440
	CP	DEERE CAP		03/18/24	5.290	50,000	45	330,625.00	5.414
	CP	CR AG NY		03/18/24	5.280	50,000	61	447,333.33	5.416
	CP	CR AG NY		03/18/24	5.280	50,000	61	447,333.33	5.416
	DEB	FFCB	0.300	03/18/24	0.342	50,000	1,091	509,516.67	0.342
	DEB	FFCB	0.300	03/18/24	0.342	50,000	1,091	509,516.67	0.342
	DN	IBRD		03/18/24	5.150	50,000	25	178,819.44	5.255
	DN	IBRD		03/18/24	5.150	50,000	25	178,819.44	5.255
	DN	FNMA		03/18/24	5.205	50,000	26	187,958.33	5.312
	DN	FNMA		03/18/24	5.205	50,000	26	187,958.33	5.312
	DN	FNMA		03/18/24	5.225	50,000	34	246,736.11	5.338
	DN	FNMA		03/18/24	5.225	50,000	34	246,736.11	5.338
	DN	FNMA		03/18/24	5.230	50,000	34	246,972.22	5.344
	DN	FNMA		03/18/24	5.230	50,000	34	246,972.22	5.344
	DN	FHLMC		03/18/24	5.230	50,000	34	246,972.22	5.344
	DN	FHLMC		03/18/24	5.230	50,000	34	246,972.22	5.344
	DN	FHLB		03/18/24	5.235	50,000	34	247,208.33	5.349
	DN	FHLB		03/18/24	5.235	50,000	34	247,208.33	5.349
	DN	FHLB		03/18/24	5.235	50,000	34	247,208.33	5.349
	DN	FHLB		03/18/24	5.235	50,000	34	247,208.33	5.349
	DN	FNMA		03/18/24	5.225	50,000	35	253,993.06	5.339
	DN	FNMA		03/18/24	5.225	50,000	35	253,993.06	5.339

**INVESTMENT TRANSACTIONS**

<u>DATE</u>	<u>TYPE</u>	<u>a/</u> <u>DESCRIPTION</u>	<u>CPN (%)</u>	<u>MATURITY</u> <u>DATE</u>	<u>b/</u> <u>TRANS</u> <u>YIELD (%)</u>	<u>d/</u> <u>PAR (\$)</u> <u>(000)</u>	<u>DAYS</u> <u>HELD</u>	<u>AMOUNT</u> <u>EARNED (\$)</u>	<u>EFFECTIVE</u> <u>YIELD (%)</u>
03/18/24	REDEMPTIONS (Continued)								
	DN	FHLMC		03/18/24	5.230	50,000	35	254,236.11	5.344
	DN	FHLMC		03/18/24	5.230	50,000	35	254,236.11	5.344
	DN	FHLMC		03/18/24	5.230	50,000	38	276,027.78	5.347
	DN	FHLMC		03/18/24	5.230	50,000	38	276,027.78	5.347
	DN	FNMA		03/18/24	5.230	50,000	38	276,027.78	5.347
	DN	FNMA		03/18/24	5.230	50,000	38	276,027.78	5.347
	DN	FNMA		03/18/24	5.230	50,000	38	276,027.78	5.347
	DN	FNMA		03/18/24	5.230	50,000	38	276,027.78	5.347
	DN	FHLMC		03/18/24	5.230	50,000	39	283,291.67	5.347
	DN	FHLMC		03/18/24	5.230	50,000	39	283,291.67	5.347
	DN	FNMA		03/18/24	5.230	50,000	39	283,291.67	5.347
	DN	FNMA		03/18/24	5.230	50,000	39	283,291.67	5.347
	DN	FNMA		03/18/24	5.230	50,000	46	334,138.89	5.353
	DN	FNMA		03/18/24	5.230	50,000	46	334,138.89	5.353
	DN	IBRD		03/18/24	5.200	50,000	47	339,444.44	5.323
	DN	IBRD		03/18/24	5.200	50,000	47	339,444.44	5.323
	DN	FNMA		03/18/24	5.205	50,000	60	433,750.00	5.338
	DN	FNMA		03/18/24	5.205	50,000	60	433,750.00	5.338
	DN	FNMA		03/18/24	5.205	50,000	60	433,750.00	5.338
	DN	FNMA		03/18/24	5.205	50,000	60	433,750.00	5.338
	DN	FHLMC		03/18/24	5.210	50,000	60	434,166.67	5.343
	DN	FHLMC		03/18/24	5.210	50,000	60	434,166.67	5.343
	DN	FHLMC		03/18/24	5.205	50,000	61	440,979.17	5.339
	DN	FHLMC		03/18/24	5.205	50,000	61	440,979.17	5.339
	DN	FHLMC		03/18/24	5.210	50,000	61	441,402.78	5.344
	DN	FHLMC		03/18/24	5.210	50,000	61	441,402.78	5.344
	DN	FHLMC		03/18/24	5.210	50,000	61	441,402.78	5.344
	DN	FHLMC		03/18/24	5.210	50,000	61	441,402.78	5.344
	DN	FHLMC		03/18/24	5.205	50,000	62	448,208.33	5.340
	DN	FHLMC		03/18/24	5.205	50,000	62	448,208.33	5.340
	DN	FHLMC		03/18/24	5.205	50,000	62	448,208.33	5.340
	DN	FHLMC		03/18/24	5.205	50,000	62	448,208.33	5.340
	YCD	CR AG CIB	5.320	03/18/24	5.320	50,000	18	133,000.00	5.409
	YCD	CR AG CIB	5.320	03/18/24	5.320	50,000	18	133,000.00	5.409
	YCD	KBC	5.310	03/18/24	5.310	50,000	34	250,750.00	5.399
	YCD	KBC	5.310	03/18/24	5.310	50,000	34	250,750.00	5.399
	YCD	NORINCHUK	5.320	03/18/24	5.320	50,000	34	251,222.22	5.409
	YCD	NORINCHUK	5.320	03/18/24	5.320	50,000	34	251,222.22	5.409
	YCD	CIBC	5.350	03/18/24	5.350	50,000	34	252,638.89	5.439
	YCD	CIBC	5.350	03/18/24	5.350	50,000	34	252,638.89	5.439
	YCD	MONTREAL	5.350	03/18/24	5.350	50,000	34	252,638.89	5.439
	YCD	MONTREAL	5.350	03/18/24	5.350	50,000	34	252,638.89	5.439
	YCD	MONTREAL	5.350	03/18/24	5.350	50,000	34	252,638.89	5.439
	YCD	DNB	5.280	03/18/24	5.280	50,000	39	286,000.00	5.368
	YCD	DNB	5.280	03/18/24	5.280	50,000	39	286,000.00	5.368
	YCD	KBC	5.310	03/18/24	5.310	50,000	48	354,000.00	5.399
	YCD	KBC	5.310	03/18/24	5.310	50,000	48	354,000.00	5.399

**INVESTMENT TRANSACTIONS**

<u>DATE</u>	<u>TYPE</u>	<u>a/</u> <u>DESCRIPTION</u>	<u>CPN (%)</u>	<u>MATURITY</u> <u>DATE</u>	<u>b/</u> <u>TRANS</u> <u>YIELD (%)</u>	<u>d/</u> <u>PAR (\$)</u> <u>(000)</u>	<u>DAYS</u> <u>HELD</u>	<u>AMOUNT</u> <u>EARNED (\$)</u>	<u>EFFECTIVE</u> <u>YIELD (%)</u>
<b>03/18/24</b>	<b>REDEMPTIONS (Continued)</b>								
	YCD	SUMITOMO	5.380	03/18/24	5.380	50,000	61	455,805.56	5.470
	YCD	SUMITOMO	5.380	03/18/24	5.380	50,000	61	455,805.56	5.470
	YCD	NORINCHUK	5.380	03/18/24	5.380	50,000	62	463,277.78	5.470
	YCD	NORINCHUK	5.380	03/18/24	5.380	50,000	62	463,277.78	5.470
<b>03/18/24</b>	<b>PURCHASES</b>								
	CP	DEERE CAP		06/10/24	5.300	50,000	84		
	CP	SCOTIA NY		12/02/24	5.180	50,000	259		
	CP	SCOTIA NY		12/02/24	5.180	50,000	259		
	DN	FHLMC		04/09/24	5.235	50,000	22		
	DN	FHLMC		04/09/24	5.235	50,000	22		
	DN	FFCB		09/10/24	5.050	50,000	176		
	DN	FFCB		09/10/24	5.050	50,000	176		
	DN	IBRD		09/27/24	5.000	50,000	193		
	DN	IBRD		09/27/24	5.000	50,000	193		
	DN	FHLMC		10/01/24	4.990	50,000	197		
	DN	FHLMC		10/01/24	4.990	50,000	197		
	DN	FHLB		10/01/24	5.050	50,000	197		
	DN	FHLB		10/01/24	5.050	50,000	197		
	TR	BILL		09/12/24	5.124	50,000	178		
	TR	BILL		09/12/24	5.124	50,000	178		
	TR	BILL		09/12/24	5.124	50,000	178		
	YCD	KBC	5.310	04/22/24	5.310	50,000	35		
	YCD	KBC	5.310	04/22/24	5.310	50,000	35		
	YCD	DNB	5.300	04/26/24	5.300	50,000	39		
	YCD	DNB	5.300	04/26/24	5.300	50,000	39		
	YCD	CIBC	5.400	09/24/24	5.400	50,000	190		
	YCD	CIBC	5.400	09/24/24	5.400	50,000	190		
<b>03/19/24</b>	<b>NO REDEMPTIONS</b>								
<b>03/19/24</b>	<b>PURCHASES</b>								
	CP	VERSAILLES		07/01/24	5.340	50,000	104		
	CP	BOFA		07/29/24	5.320	50,000	132		
	CP	BOFA		07/29/24	5.320	50,000	132		
	CP	PEPSICO		09/24/24	5.150	50,000	189		
	DN	FHLMC		04/26/24	5.230	50,000	38		
	DN	FHLMC		04/26/24	5.230	50,000	38		
	DN	FHLB		08/01/24	5.145	50,000	135		
	DN	FHLB		08/01/24	5.145	50,000	135		
	DN	FHLMC		09/24/24	5.000	50,000	189		
	DN	FHLMC		09/24/24	5.000	50,000	189		
<b>03/20/24</b>	<b>NO REDEMPTIONS</b>								

### INVESTMENT TRANSACTIONS

<u>DATE</u>	<u>TYPE</u>	<u>a/</u> <u>DESCRIPTION</u>	<u>CPN (%)</u>	<u>MATURITY</u> <u>DATE</u>	<u>b/</u> <u>TRANS</u> <u>YIELD (%)</u>	<u>d/</u> <u>PAR (\$)</u> <u>(000)</u>	<u>DAYS</u> <u>HELD</u>	<u>AMOUNT</u> <u>EARNED (\$)</u>	<u>EFFECTIVE</u> <u>YIELD (%)</u>
<b>03/20/24</b>	<b>PURCHASES</b>								
	CP	CR AG NY		03/25/24	5.300	50,000	5		
	CP	CR AG NY		03/25/24	5.300	50,000	5		
	CP	CR AG NY		03/25/24	5.300	50,000	5		
	CP	SUMI TRUST		06/24/24	5.320	50,000	96		
	CP	SUMI TRUST		06/24/24	5.320	50,000	96		
	CP	SCOTIA NY		10/01/24	5.250	50,000	195		
	CP	SCOTIA NY		10/01/24	5.250	50,000	195		
	DN	IBRD		07/17/24	5.150	50,000	119		
	DN	IBRD		07/17/24	5.150	50,000	119		
	DN	FHLB		09/10/24	5.100	50,000	174		
	DN	FHLB		09/10/24	5.100	50,000	174		
	DN	FHLB		09/27/24	5.060	50,000	191		
	DN	FHLB		09/27/24	5.060	50,000	191		
	DN	FHLB		10/01/24	5.050	50,000	195		
	DN	FHLB		10/01/24	5.050	50,000	195		
	DN	FHLB		10/01/24	5.050	50,000	195		
	DN	FHLB		10/01/24	5.050	50,000	195		
	TR	BILL		09/12/24	5.120	50,000	176		
	TR	BILL		09/12/24	5.120	50,000	176		
	TR	BILL		09/12/24	5.120	50,000	176		
	TR	BILL		09/12/24	5.120	50,000	176		
	TR	NOTE	4.625	02/28/26	4.685	50,000	710		
	TR	NOTE	4.625	02/28/26	4.685	50,000	710		
	TR	NOTE	4.625	02/28/26	4.687	50,000	710		
	TR	NOTE	4.625	02/28/26	4.687	50,000	710		
	YCD	SWEDBANK	5.300	04/22/24	5.300	50,000	33		
	YCD	SWEDBANK	5.300	04/22/24	5.300	50,000	33		
	YCD	NORINCHUK	5.400	07/01/24	5.400	50,000	103		
	YCD	NORINCHUK	5.400	07/01/24	5.400	50,000	103		
	YCD	TORONTO	5.390	10/01/24	5.390	50,000	195		
	YCD	TORONTO	5.390	10/01/24	5.390	50,000	195		
<b>03/21/24</b>	<b>REDEMPTIONS</b>								
	CP	CR AG NY		03/21/24	5.300	50,000	16	117,777.78	5.386
	CP	CR AG NY		03/21/24	5.300	50,000	16	117,777.78	5.386
	TR	BILL		03/21/24	4.800	50,000	282	1,880,000.00	5.071
	TR	BILL		03/21/24	4.800	50,000	282	1,880,000.00	5.071
	TR	BILL		03/21/24	4.800	50,000	282	1,880,000.00	5.071
	TR	BILL		03/21/24	4.800	50,000	282	1,880,000.00	5.071
	TR	BILL		03/21/24	4.800	50,000	282	1,880,000.00	5.071
	TR	BILL		03/21/24	4.800	50,000	282	1,880,000.00	5.071
	TR	BILL		03/21/24	4.805	50,000	282	1,881,958.33	5.076
	TR	BILL		03/21/24	4.805	50,000	282	1,881,958.33	5.076
	TR	BILL		03/21/24	4.805	50,000	282	1,881,958.33	5.076

**INVESTMENT TRANSACTIONS**

<u>DATE</u>	<u>TYPE</u>	<u>a/</u> <u>DESCRIPTION</u>	<u>CPN (%)</u>	<u>MATURITY</u> <u>DATE</u>	<u>b/</u> <u>TRANS</u> <u>YIELD (%)</u>	<u>d/</u> <u>PAR (\$)</u> <u>(000)</u>	<u>DAYS</u> <u>HELD</u>	<u>AMOUNT</u> <u>EARNED (\$)</u>	<u>EFFECTIVE</u> <u>YIELD (%)</u>
<b>03/21/24</b>	<b>REDEMPTIONS (Continued)</b>								
	TR	BILL		03/21/24	4.620	50,000	339	2,175,250.00	4.911
	TR	BILL		03/21/24	4.620	50,000	339	2,175,250.00	4.911
	TR	BILL		03/21/24	4.620	50,000	339	2,175,250.00	4.911
	TR	BILL		03/21/24	4.263	50,000	364	2,154,930.56	4.529
	TR	BILL		03/21/24	4.263	50,000	364	2,154,930.56	4.529
<b>03/21/24</b>	<b>PURCHASES</b>								
	CD	US BANK	5.250	04/26/24	5.250	50,000	36		
	CD	US BANK	5.250	04/26/24	5.250	50,000	36		
	CP	MUFG BK		03/28/24	5.260	50,000	7		
	CP	MUFG BK		03/28/24	5.260	50,000	7		
	CP	SOC GEN NY		03/28/24	5.290	50,000	7		
	CP	SOC GEN NY		03/28/24	5.290	50,000	7		
	CP	SOC GEN NY		03/28/24	5.290	50,000	7		
	CP	BNP NY		03/28/24	5.290	50,000	7		
	CP	BNP NY		03/28/24	5.290	50,000	7		
	CP	BNP NY		03/28/24	5.290	50,000	7		
	CP	RABO NY		03/28/24	5.300	50,000	7		
	CP	RABO NY		03/28/24	5.300	50,000	7		
	CP	RABO NY		03/28/24	5.300	50,000	7		
	CP	NYLIFE STF		06/27/24	5.340	50,000	98		
	DN	FHLB		07/15/24	5.145	50,000	116		
	DN	FHLB		07/15/24	5.145	50,000	116		
	DN	FHLB		07/26/24	5.130	50,000	127		
	DN	FHLB		07/26/24	5.130	50,000	127		
	DN	FHLB		08/30/24	5.065	50,000	162		
	DN	FHLB		08/30/24	5.065	50,000	162		
	TR	BILL		08/01/24	5.141	50,000	133		
	TR	BILL		08/01/24	5.141	50,000	133		
	TR	BILL		08/01/24	5.141	50,000	133		
	TR	BILL		08/01/24	5.143	50,000	133		
	TR	BILL		08/01/24	5.143	50,000	133		
	TR	BILL		08/01/24	5.143	50,000	133		
	TR	BILL		08/15/24	5.093	50,000	147		
	TR	BILL		08/15/24	5.093	50,000	147		
	TR	BILL		08/15/24	5.095	50,000	147		
	TR	BILL		08/15/24	5.095	50,000	147		
	YCD	SUMI TRUST	5.310	03/28/24	5.310	50,000	7		
	YCD	SUMI TRUST	5.310	03/28/24	5.310	50,000	7		
<b>03/22/24</b>	<b>NO REDEMPTIONS</b>								

**INVESTMENT TRANSACTIONS**

<u>DATE</u>	<u>TYPE</u>	<u>a/</u> <u>DESCRIPTION</u>	<u>CPN (%)</u>	<u>MATURITY</u> <u>DATE</u>	<u>b/</u> <u>TRANS</u> <u>YIELD (%)</u>	<u>d/</u> <u>PAR (\$)</u> <u>(000)</u>	<u>DAYS</u> <u>HELD</u>	<u>AMOUNT</u> <u>EARNED (\$)</u>	<u>EFFECTIVE</u> <u>YIELD (%)</u>
<b>03/22/24</b>	<b>PURCHASES</b>								
	CP	DEERE CAP		06/04/24	5.330	50,000	74		
	CP	PACLIFE STF		07/24/24	5.320	50,000	124		
	DN	FHLB		09/24/24	5.030	50,000	186		
	DN	FHLB		09/24/24	5.030	50,000	186		
	DN	FHLB		09/27/24	5.030	50,000	189		
	DN	FHLB		09/27/24	5.030	50,000	189		
	DN	IFC		10/29/24	4.900	50,000	221		
	DN	IFC		10/29/24	4.900	50,000	221		
	TR	BILL		04/09/24	5.250	50,000	18		
	TR	BILL		04/09/24	5.250	50,000	18		
	TR	BILL		04/09/24	5.250	50,000	18		
	TR	BILL		04/09/24	5.258	50,000	18		
	TR	BILL		04/09/24	5.258	50,000	18		
	TR	BILL		04/09/24	5.258	50,000	18		
	TR	BILL		04/09/24	5.258	50,000	18		
	TR	BILL		05/14/24	5.250	50,000	53		
	TR	BILL		05/14/24	5.250	50,000	53		
	TR	BILL		05/14/24	5.250	50,000	53		
<b>03/25/24</b>	<b>REDEMPTIONS</b>								
	CD	US BANK	5.250	03/25/24	5.250	50,000	33	240,625.00	5.338
	CD	US BANK	5.250	03/25/24	5.250	50,000	33	240,625.00	5.338
	CD	BOFA	5.810	03/25/24	5.810	50,000	192	1,549,333.33	5.907
	CD	BOFA	5.810	03/25/24	5.810	50,000	192	1,549,333.33	5.907
	CD	BOFA	5.810	03/25/24	5.810	50,000	192	1,549,333.33	5.907
	CD	WELLS FGO	5.600	03/25/24	5.600	50,000	193	1,501,111.11	5.693
	CD	WELLS FGO	5.600	03/25/24	5.600	50,000	193	1,501,111.11	5.693
	CD	WELLS FGO	5.600	03/25/24	5.600	50,000	193	1,501,111.11	5.693
	CP	CR AG NY		03/25/24	5.300	50,000	5	36,805.56	5.378
	CP	CR AG NY		03/25/24	5.300	50,000	5	36,805.56	5.378
	CP	CR AG NY		03/25/24	5.300	50,000	5	36,805.56	5.378
	CP	RABO NY		03/25/24	5.300	50,000	10	73,611.11	5.382
	CP	RABO NY		03/25/24	5.300	50,000	10	73,611.11	5.382
	CP	RABO NY		03/25/24	5.300	50,000	10	73,611.11	5.382
	CP	APPLE		03/25/24	5.260	50,000	31	226,472.22	5.372
	CP	APPLE		03/25/24	5.260	50,000	31	226,472.22	5.372
	CP	CHARIOT		03/25/24	5.380	50,000	76	567,888.89	5.533
	CP	RBC NY		03/25/24	5.460	50,000	116	879,666.67	5.650
	CP	RBC NY		03/25/24	5.460	50,000	116	879,666.67	5.650
	CP	DISNEY		03/25/24	5.600	50,000	116	902,222.22	5.798
	CP	DISNEY		03/25/24	5.600	50,000	116	902,222.22	5.798
	CP	CRC		03/25/24	5.480	50,000	118	898,111.11	5.673
	CP	LIBERTY		03/25/24	5.520	50,000	144	1,104,000.00	5.739
	CP	LIBERTY		03/25/24	5.520	50,000	144	1,104,000.00	5.739
	CP	NATIXIS NY		03/25/24	5.610	50,000	150	1,168,750.00	5.840
	CP	NATIXIS NY		03/25/24	5.610	50,000	150	1,168,750.00	5.840
	CP	DISNEY		03/25/24	5.550	50,000	164	1,264,166.67	5.789



**INVESTMENT TRANSACTIONS**

<u>DATE</u>	<u>a/</u> <u>TYPE</u>	<u>DESCRIPTION</u>	<u>CPN (%)</u>	<u>MATURITY</u> <u>DATE</u>	<u>b/</u> <u>TRANS</u> <u>YIELD (%)</u>	<u>d/</u> <u>PAR (\$)</u> <u>(000)</u>	<u>DAYS</u> <u>HELD</u>	<u>AMOUNT</u> <u>EARNED (\$)</u>	<u>EFFECTIVE</u> <u>YIELD (%)</u>
03/25/24	REDEMPTIONS (Continued)								
	CP	ATLANTIC		03/25/24	5.580	50,000	164	1,271,000.00	5.821
	CP	OLD LINE		03/25/24	5.580	50,000	165	1,278,750.00	5.822
	CP	OLD LINE		03/25/24	5.580	50,000	165	1,278,750.00	5.822
	CP	MICROSOFT		03/25/24	5.380	50,000	166	1,240,388.89	5.609
	CP	MICROSOFT		03/25/24	5.380	50,000	166	1,240,388.89	5.609
	CP	TOYOTA		03/25/24	5.550	50,000	181	1,395,208.33	5.804
	CP	TOYOTA		03/25/24	5.550	50,000	181	1,395,208.33	5.804
	CP	SCOTIA NY		03/25/24	5.580	50,000	182	1,410,500.00	5.838
	CP	SCOTIA NY		03/25/24	5.580	50,000	182	1,410,500.00	5.838
	CP	CGMI		03/25/24	5.620	50,000	186	1,451,833.33	5.885
	CP	CGMI		03/25/24	5.620	50,000	186	1,451,833.33	5.885
	CP	ING FDL		03/25/24	5.600	50,000	188	1,462,222.22	5.865
	CP	ING FDL		03/25/24	5.600	50,000	188	1,462,222.22	5.865
	CP	JPM LLC		03/25/24	5.550	50,000	270	2,081,250.00	5.888
	CP	JPM LLC		03/25/24	5.550	50,000	270	2,081,250.00	5.888
	DN	FHLMC		03/25/24	5.220	50,000	125	906,250.00	5.405
	DN	FHLMC		03/25/24	5.220	50,000	125	906,250.00	5.405
	DN	IADB		03/25/24	5.300	50,000	133	979,027.78	5.496
	DN	IADB		03/25/24	5.300	50,000	133	979,027.78	5.496
	DN	IADB		03/25/24	5.300	50,000	133	979,027.78	5.496
	DN	IBRD		03/25/24	5.250	50,000	146	1,064,583.33	5.454
	DN	IBRD		03/25/24	5.250	50,000	146	1,064,583.33	5.454
	DN	FHLMC		03/25/24	5.235	50,000	150	1,090,625.00	5.441
	DN	FHLMC		03/25/24	5.235	50,000	150	1,090,625.00	5.441
	DN	IFC		03/25/24	5.260	50,000	161	1,176,194.44	5.476
	DN	IFC		03/25/24	5.260	50,000	161	1,176,194.44	5.476
	DN	FHLMC		03/25/24	5.235	50,000	164	1,192,416.67	5.452
	DN	FHLMC		03/25/24	5.235	50,000	164	1,192,416.67	5.452
	DN	FHLB		03/25/24	5.275	50,000	165	1,208,854.17	5.496
	DN	IBRD		03/25/24	5.250	50,000	173	1,261,458.33	5.476
	DN	IBRD		03/25/24	5.250	50,000	173	1,261,458.33	5.476
	DN	IBRD		03/25/24	5.250	50,000	175	1,276,041.67	5.477
	DN	IBRD		03/25/24	5.250	50,000	175	1,276,041.67	5.477
	DN	FHLB		03/25/24	5.280	50,000	178	1,305,333.33	5.512
	DN	FHLB		03/25/24	5.280	50,000	178	1,305,333.33	5.512
	DN	FHLB		03/25/24	5.285	50,000	181	1,328,590.28	5.520
	DN	FHLB		03/25/24	5.280	50,000	187	1,371,333.33	5.519
	DN	FHLB		03/25/24	5.280	50,000	187	1,371,333.33	5.519
	DN	FHLB		03/25/24	5.290	50,000	188	1,381,277.78	5.531
	DN	FHLB		03/25/24	5.290	50,000	188	1,381,277.78	5.531
	DN	FHLB		03/25/24	5.290	50,000	188	1,381,277.78	5.531
	DN	FHLB		03/25/24	5.285	50,000	189	1,387,312.50	5.526
	DN	FHLB		03/25/24	5.285	50,000	189	1,387,312.50	5.526
	DN	FHLB		03/25/24	5.290	50,000	192	1,410,666.67	5.534
	DN	FHLB		03/25/24	5.290	50,000	192	1,410,666.67	5.534
	DN	FHLB		03/25/24	5.290	50,000	192	1,410,666.67	5.534

**INVESTMENT TRANSACTIONS**

<u>DATE</u>	<u>TYPE</u>	<u>a/</u> <u>DESCRIPTION</u>	<u>CPN (%)</u>	<u>MATURITY</u> <u>DATE</u>	<u>b/</u> <u>TRANS</u> <u>YIELD (%)</u>	<u>d/</u> <u>PAR (\$)</u> <u>(000)</u>	<u>DAYS</u> <u>HELD</u>	<u>AMOUNT</u> <u>EARNED (\$)</u>	<u>EFFECTIVE</u> <u>YIELD (%)</u>
<b>03/25/24</b>	<b>REDEMPTIONS (Continued)</b>								
	DN	FHLB		03/25/24	5.105	50,000	271	1,921,465.28	5.398
	DN	FHLB		03/25/24	5.105	50,000	271	1,921,465.28	5.398
	YCD	KBC	5.320	03/25/24	5.320	50,000	38	280,777.78	5.409
	YCD	KBC	5.320	03/25/24	5.320	50,000	38	280,777.78	5.409
	YCD	SUMI TRUST	5.430	03/25/24	5.430	50,000	95	716,458.33	5.521
	YCD	SUMI TRUST	5.430	03/25/24	5.430	50,000	95	716,458.33	5.521
	YCD	NORINCHUK	5.460	03/25/24	5.460	50,000	98	743,166.67	5.551
	YCD	NORINCHUK	5.460	03/25/24	5.460	50,000	98	743,166.67	5.551
	YCD	SWEDBANK	5.490	03/25/24	5.490	50,000	126	960,750.00	5.582
	YCD	SWEDBANK	5.490	03/25/24	5.490	50,000	126	960,750.00	5.582
	YCD	MIZUHO	5.630	03/25/24	5.630	50,000	126	985,250.00	5.724
	YCD	MIZUHO	5.630	03/25/24	5.630	50,000	126	985,250.00	5.724
	YCD	CR AG CIB	5.690	03/25/24	5.690	50,000	173	1,367,180.56	5.785
	YCD	CR AG CIB	5.690	03/25/24	5.690	50,000	173	1,367,180.56	5.785
	YCD	BNP	5.760	03/25/24	5.760	50,000	186	1,488,000.00	5.856
	YCD	BNP	5.760	03/25/24	5.760	50,000	186	1,488,000.00	5.856
	YCD	SOC GEN	5.760	03/25/24	5.760	50,000	193	1,544,000.00	5.856
	YCD	SOC GEN	5.760	03/25/24	5.760	50,000	193	1,544,000.00	5.856
	YCD	SOC GEN	5.760	03/25/24	5.760	50,000	193	1,544,000.00	5.856
<b>03/25/24</b>	<b>PURCHASES</b>								
	CP	DISNEY		06/28/24	5.400	50,000	95		
	CP	TOYOTA		10/01/24	5.190	50,000	190		
	CP	TOYOTA		10/01/24	5.190	50,000	190		
	CP	SCOTIA NY		11/01/24	5.200	50,000	221		
	CP	SCOTIA NY		11/01/24	5.200	50,000	221		
	DN	FFCB		09/27/24	5.000	50,000	186		
	DN	FFCB		09/27/24	5.000	50,000	186		
	TR	BILL		09/12/24	5.093	50,000	171		
	TR	BILL		09/12/24	5.093	50,000	171		
	TR	BILL		09/12/24	5.093	50,000	171		
	YCD	KBC	5.320	04/26/24	5.320	50,000	32		
	YCD	KBC	5.320	04/26/24	5.320	50,000	32		
<b>03/26/24</b>	<b>NO REDEMPTIONS</b>								
<b>03/26/24</b>	<b>PURCHASES</b>								
	CP	APPLE		04/25/24	5.270	50,000	30		
	CP	RBC NY		09/27/24	5.230	50,000	185		
	CP	RBC NY		09/27/24	5.230	50,000	185		
	DN	IBRD		07/24/24	5.150	50,000	120		
	DN	IBRD		07/24/24	5.150	50,000	120		
	DN	FHLB		08/30/24	5.085	50,000	157		
	DN	FHLB		08/30/24	5.085	50,000	157		

**INVESTMENT TRANSACTIONS**

<u>DATE</u>	<u>TYPE</u>	<u>a/</u> <u>DESCRIPTION</u>	<u>CPN (%)</u>	<u>MATURITY</u> <u>DATE</u>	<u>b/</u> <u>TRANS</u> <u>YIELD (%)</u>	<u>d/</u> <u>PAR (\$)</u> <u>(000)</u>	<u>DAYS</u> <u>HELD</u>	<u>AMOUNT</u> <u>EARNED (\$)</u>	<u>EFFECTIVE</u> <u>YIELD (%)</u>
<b>03/26/24</b>	<b>PURCHASES (Continued)</b>								
	TR	BILL		04/16/24	5.243	50,000	21		
	TR	BILL		04/16/24	5.243	50,000	21		
	TR	BILL		04/16/24	5.243	50,000	21		
	TR	BILL		04/16/24	5.243	50,000	21		
	TR	BILL		04/16/24	5.243	50,000	21		
	TR	BILL		04/16/24	5.243	50,000	21		
	TR	BILL		04/16/24	5.250	50,000	21		
	TR	BILL		04/16/24	5.250	50,000	21		
	TR	BILL		04/16/24	5.250	50,000	21		
	YCD	UBS	5.380	10/01/24	5.380	50,000	189		
	YCD	UBS	5.380	10/01/24	5.380	50,000	189		
<b>03/27/24</b>	<b>REDEMPTIONS</b>								
	CD	WELLS FGO	5.670	03/27/24	5.670	50,000	202	1,590,750.00	5.765
	CD	WELLS FGO	5.670	03/27/24	5.670	50,000	202	1,590,750.00	5.765
	CP	MUFG BK		03/27/24	5.290	50,000	29	213,069.44	5.401
	CP	MUFG BK		03/27/24	5.290	50,000	29	213,069.44	5.401
	CP	JUPITER		03/27/24	5.360	50,000	64	476,444.44	5.502
	CP	GOTHAM		03/27/24	5.390	50,000	96	718,666.67	5.560
	CP	DISNEY		03/27/24	5.600	50,000	131	1,018,888.89	5.812
	CP	MICROSOFT		03/27/24	5.360	50,000	148	1,101,777.78	5.572
	CP	MICROSOFT		03/27/24	5.360	50,000	148	1,101,777.78	5.572
	DEB	FHLB	5.470	03/27/24	5.470	50,000	190	1,357,777.78	5.231
	DEB	FHLB	5.470	03/27/24	5.470	50,000	190	1,357,777.78	5.231
	DEB	FHLB	5.470	03/27/24	5.470	50,000	190	1,357,777.78	5.231
	DN	FFCB		03/27/24	5.220	50,000	92	667,000.00	5.379
	DN	FFCB		03/27/24	5.220	50,000	92	667,000.00	5.379
	DN	FHLB		03/27/24	5.180	50,000	96	690,666.67	5.340
	DN	FHLB		03/27/24	5.180	50,000	96	690,666.67	5.340
	DN	FHLB		03/27/24	5.205	50,000	105	759,062.50	5.373
	DN	FHLB		03/27/24	5.205	50,000	105	759,062.50	5.373
	DN	FHLMC		03/27/24	5.210	50,000	121	875,569.44	5.391
	DN	FHLMC		03/27/24	5.210	50,000	121	875,569.44	5.391
	DN	FHLB		03/27/24	5.235	50,000	128	930,666.67	5.423
	DN	FHLB		03/27/24	5.235	50,000	128	930,666.67	5.423
	DN	IADB		03/27/24	5.250	50,000	132	962,500.00	5.442
	DN	IADB		03/27/24	5.250	50,000	132	962,500.00	5.442
	DN	IADB		03/27/24	5.250	50,000	133	969,791.67	5.443
	DN	FHLB		03/27/24	5.260	50,000	135	986,250.00	5.455
	DN	FHLB		03/27/24	5.260	50,000	135	986,250.00	5.455
	DN	FNMA		03/27/24	5.220	50,000	152	1,102,000.00	5.427
	DN	FNMA		03/27/24	5.220	50,000	152	1,102,000.00	5.427
	DN	FNMA		03/27/24	5.260	50,000	161	1,176,194.44	5.476
	DN	FNMA		03/27/24	5.260	50,000	161	1,176,194.44	5.476
	DN	FHLB		03/27/24	5.290	50,000	162	1,190,250.00	5.509
	DN	FHLB		03/27/24	5.290	50,000	162	1,190,250.00	5.509

### INVESTMENT TRANSACTIONS

<u>DATE</u>	<u>TYPE</u>	<u>a/</u> <u>DESCRIPTION</u>	<u>CPN (%)</u>	<u>MATURITY</u> <u>DATE</u>	<u>b/</u> <u>TRANS</u> <u>YIELD (%)</u>	<u>d/</u> <u>PAR (\$)</u> <u>(000)</u>	<u>DAYS</u> <u>HELD</u>	<u>AMOUNT</u> <u>EARNED (\$)</u>	<u>EFFECTIVE</u> <u>YIELD (%)</u>
<b>03/27/24</b>	<b>REDEMPTIONS (Continued)</b>								
	DN	FNMA		03/27/24	5.215	50,000	167	1,209,590.28	5.433
	DN	FNMA		03/27/24	5.215	50,000	167	1,209,590.28	5.433
	DN	FHLB		03/27/24	5.280	50,000	168	1,232,000.00	5.504
	DN	FHLB		03/27/24	5.280	50,000	168	1,232,000.00	5.504
	DN	FHLB		03/27/24	5.280	50,000	187	1,371,333.33	5.519
	DN	FHLB		03/27/24	5.280	50,000	187	1,371,333.33	5.519
	DN	FNMA		03/27/24	5.225	50,000	188	1,364,305.56	5.446
	DN	FNMA		03/27/24	5.225	50,000	188	1,364,305.56	5.446
	DN	FNMA		03/27/24	5.225	50,000	188	1,364,305.56	5.446
	DN	FHLB		03/27/24	5.285	50,000	191	1,401,993.06	5.528
	DN	FHLB		03/27/24	5.285	50,000	191	1,401,993.06	5.528
	DN	IFC		03/27/24	5.120	50,000	260	1,848,888.89	5.405
	DN	IFC		03/27/24	5.120	50,000	260	1,848,888.89	5.405
	DN	IFC		03/27/24	5.120	50,000	260	1,848,888.89	5.405
	DN	FHLB		03/27/24	5.120	50,000	273	1,941,333.33	5.416
	DN	FHLB		03/27/24	5.120	50,000	273	1,941,333.33	5.416
	YCD	CIBC	5.350	03/27/24	5.350	50,000	28	208,055.56	5.439
	YCD	CIBC	5.350	03/27/24	5.350	50,000	28	208,055.56	5.439
	YCD	DNB	5.280	03/27/24	5.280	50,000	40	293,333.33	5.368
	YCD	DNB	5.280	03/27/24	5.280	50,000	40	293,333.33	5.368
	YCD	LLOYDS	5.790	03/27/24	5.790	50,000	189	1,519,875.00	5.887
	YCD	LLOYDS	5.790	03/27/24	5.790	50,000	189	1,519,875.00	5.887
	YCD	RB CANADA	5.830	03/27/24	5.830	50,000	240	1,943,333.33	5.927
	YCD	RB CANADA	5.830	03/27/24	5.830	50,000	240	1,943,333.33	5.927
	YCD	BARCLAYS	6.000	03/27/24	6.000	50,000	272	2,266,666.67	6.100
	YCD	BARCLAYS	6.000	03/27/24	6.000	50,000	272	2,266,666.67	6.100
	YCD	TORONTO	5.800	03/27/24	5.800	50,000	275	2,215,277.78	5.897
	YCD	TORONTO	5.800	03/27/24	5.800	50,000	275	2,215,277.78	5.897

**03/27/24 PURCHASES**

	CP	MUFG BK		04/16/24	5.260	50,000	20		
	CP	MUFG BK		04/16/24	5.260	50,000	20		
	CP	LIBERTY		07/01/24	5.370	50,000	96		
	CP	LIBERTY		07/01/24	5.370	50,000	96		
	CP	ING FDL		09/26/24	5.290	50,000	183		
	CP	ING FDL		09/26/24	5.290	50,000	183		
	DN	IBRD		08/15/24	5.100	50,000	141		
	DN	IBRD		08/15/24	5.100	50,000	141		
	DN	IBRD		08/15/24	5.100	50,000	141		
	DN	IBRD		08/15/24	5.100	50,000	141		
	DN	FHLB		08/30/24	5.080	50,000	156		
	DN	FHLB		08/30/24	5.080	50,000	156		
	DN	FHLB		10/01/24	5.035	50,000	188		
	DN	FHLB		10/01/24	5.035	50,000	188		

### INVESTMENT TRANSACTIONS

<u>DATE</u>	<u>TYPE</u>	<u>a/</u> <u>DESCRIPTION</u>	<u>CPN (%)</u>	<u>MATURITY</u> <u>DATE</u>	<u>b/</u> <u>TRANS</u> <u>YIELD (%)</u>	<u>d/</u> <u>PAR (\$)</u> <u>(000)</u>	<u>DAYS</u> <u>HELD</u>	<u>AMOUNT</u> <u>EARNED (\$)</u>	<u>EFFECTIVE</u> <u>YIELD (%)</u>
<b>03/27/24</b>	<b>PURCHASES (Continued)</b>								
	DN	FFCB		10/29/24	4.950	50,000	216		
	DN	FFCB		10/29/24	4.950	50,000	216		
	DN	FFCB		10/29/24	4.950	50,000	216		
	DN	FHLB		11/01/24	4.980	50,000	219		
	DN	FHLB		11/01/24	4.980	50,000	219		
	TR	BILL		04/16/24	5.230	50,000	20		
	TR	BILL		04/16/24	5.230	50,000	20		
	TR	BILL		04/16/24	5.230	50,000	20		
	TR	BILL		04/16/24	5.240	50,000	20		
	TR	BILL		04/16/24	5.240	50,000	20		
	TR	BILL		04/16/24	5.240	50,000	20		
	TR	BILL		08/01/24	5.130	50,000	127		
	TR	BILL		08/01/24	5.130	50,000	127		
	TR	BILL		08/01/24	5.130	50,000	127		
	TR	BILL		08/01/24	5.144	50,000	127		
	TR	BILL		08/01/24	5.144	50,000	127		
	TR	BILL		08/01/24	5.144	50,000	127		
	TR	BILL		08/01/24	5.144	50,000	127		
	TR	BILL		09/12/24	5.095	50,000	169		
	TR	BILL		09/12/24	5.095	50,000	169		
	TR	BILL		09/12/24	5.095	50,000	169		
	TR	BILL		09/12/24	5.095	50,000	169		
	TR	BILL		09/12/24	5.095	50,000	169		
	TR	BILL		09/12/24	5.095	50,000	169		
	YCD	NB CANADA	5.230	10/01/24	5.230	50,000	188		
	YCD	NB CANADA	5.230	10/01/24	5.230	50,000	188		
	YCD	SOC GEN	5.380	10/01/24	5.380	50,000	188		
	YCD	SOC GEN	5.380	10/01/24	5.380	50,000	188		
<b>03/28/24</b>	<b>REDEMPTIONS</b>								
	CP	MUFG BK		03/28/24	5.260	50,000	7	51,138.89	5.339
	CP	MUFG BK		03/28/24	5.260	50,000	7	51,138.89	5.339
	CP	BNP NY		03/28/24	5.290	50,000	7	51,430.56	5.369
	CP	BNP NY		03/28/24	5.290	50,000	7	51,430.56	5.369
	CP	BNP NY		03/28/24	5.290	50,000	7	51,430.56	5.369
	CP	SOC GEN NY		03/28/24	5.290	50,000	7	51,430.56	5.369
	CP	SOC GEN NY		03/28/24	5.290	50,000	7	51,430.56	5.369
	CP	SOC GEN NY		03/28/24	5.290	50,000	7	51,430.56	5.369
	CP	RABO NY		03/28/24	5.300	50,000	7	51,527.78	5.379
	CP	RABO NY		03/28/24	5.300	50,000	7	51,527.78	5.379
	CP	RABO NY		03/28/24	5.300	50,000	7	51,527.78	5.379
	YCD	SUMI TRUST	5.310	03/28/24	5.310	50,000	7	51,625.00	5.384
	YCD	SUMI TRUST	5.310	03/28/24	5.310	50,000	7	51,625.00	5.384

**INVESTMENT TRANSACTIONS**

<u>DATE</u>	<u>TYPE</u>	<u>a/</u> <u>DESCRIPTION</u>	<u>CPN (%)</u>	<u>MATURITY</u> <u>DATE</u>	<u>b/</u> <u>TRANS</u> <u>YIELD (%)</u>	<u>d/</u> <u>PAR (\$)</u> <u>(000)</u>	<u>DAYS</u> <u>HELD</u>	<u>AMOUNT</u> <u>EARNED (\$)</u>	<u>EFFECTIVE</u> <u>YIELD (%)</u>
<b>03/28/24</b>	<b>PURCHASES</b>								
	CP	CHARIOT		06/10/24	5.330	50,000	74		
	DN	FHLB		08/26/24	5.085	50,000	151		
	DN	FHLB		08/26/24	5.085	50,000	151		
	DN	FHLB		12/02/24	4.950	50,000	249		
	DN	FHLB		12/02/24	4.950	50,000	249		
	TR	BILL		09/26/24	5.098	50,000	182		
	TR	BILL		09/26/24	5.098	50,000	182		
	TR	BILL		09/26/24	5.098	50,000	182		
	TR	BILL		09/26/24	5.100	50,000	182		
	TR	BILL		09/26/24	5.100	50,000	182		
	TR	BILL		09/26/24	5.100	50,000	182		
	TR	BILL		09/26/24	5.100	50,000	182		
	TR	BILL		09/26/24	5.100	50,000	182		
	TR	BILL		09/26/24	5.100	50,000	182		
	TR	BILL		09/26/24	5.100	50,000	182		
	TR	BILL		09/26/24	5.100	50,000	182		
	TR	BILL		09/26/24	5.100	50,000	182		
	TR	BILL		09/26/24	5.100	50,000	182		
	TR	BILL		09/26/24	5.100	50,000	182		
	TR	BILL		09/26/24	5.105	50,000	182		
	TR	BILL		09/26/24	5.105	50,000	182		
	TR	BILL		09/26/24	5.105	50,000	182		
	TR	BILL		09/26/24	5.105	50,000	182		
	TR	BILL		09/26/24	5.105	50,000	182		
	TR	BILL		09/26/24	5.105	50,000	182		
	TR	BILL		09/26/24	5.105	50,000	182		
	TR	BILL		09/26/24	5.105	50,000	182		
	TR	BILL		09/26/24	5.106	50,000	182		
	TR	BILL		09/26/24	5.106	50,000	182		
	TR	BILL		09/26/24	5.106	50,000	182		
	TR	BILL		09/26/24	5.106	50,000	182		
	TR	BILL		09/26/24	5.110	50,000	182		
	TR	BILL		09/26/24	5.110	50,000	182		
	TR	BILL		09/26/24	5.110	50,000	182		
	YCD	NORINCHUK	5.380	05/24/24	5.380	50,000	57		
	YCD	NORINCHUK	5.380	05/24/24	5.380	50,000	57		
	YCD	KBC	5.360	05/29/24	5.360	50,000	62		
	YCD	KBC	5.360	05/29/24	5.360	50,000	62		
<b>03/29/24</b>	<b>REDEMPTIONS</b>								
	CP	BNP NY		03/29/24	5.520	50,000	154	1,180,666.67	5.748
	CP	BNP NY		03/29/24	5.520	50,000	154	1,180,666.67	5.748
	CP	SHEFFIELD		03/29/24	5.630	50,000	170	1,329,305.56	5.880
	CP	SHEFFIELD		03/29/24	5.630	50,000	170	1,329,305.56	5.880
	CP	METLIFE STF		03/29/24	5.480	50,000	186	1,415,666.67	5.734
	CP	METLIFE STF		03/29/24	5.480	50,000	186	1,415,666.67	5.734
	CP	CIBC HLD		03/29/24	5.530	50,000	200	1,536,111.11	5.800
	CP	NATIXIS NY		03/29/24	5.600	50,000	204	1,586,666.67	5.880
	CP	NATIXIS NY		03/29/24	5.600	50,000	204	1,586,666.67	5.880

**INVESTMENT TRANSACTIONS**

<u>DATE</u>	<u>TYPE</u>	<u>a/</u> <u>DESCRIPTION</u>	<u>CPN (%)</u>	<u>MATURITY</u> <u>DATE</u>	<u>b/</u> <u>TRANS</u> <u>YIELD (%)</u>	<u>d/</u> <u>PAR (\$)</u> <u>(000)</u>	<u>DAYS</u> <u>HELD</u>	<u>AMOUNT</u> <u>EARNED (\$)</u>	<u>EFFECTIVE</u> <u>YIELD (%)</u>
03/29/24	REDEMPTIONS (Continued)								
DN	IADB			03/29/24	5.270	50,000	142	1,039,361.11	5.472
DN	IBRD			03/29/24	5.300	50,000	148	1,089,444.44	5.508
DN	IBRD			03/29/24	5.300	50,000	148	1,089,444.44	5.508
DN	IBRD			03/29/24	5.250	50,000	150	1,093,750.00	5.457
DN	IBRD			03/29/24	5.250	50,000	150	1,093,750.00	5.457
DN	IBRD			03/29/24	5.250	50,000	155	1,130,208.33	5.461
DN	IBRD			03/29/24	5.250	50,000	155	1,130,208.33	5.461
DN	FHLMC			03/29/24	5.245	50,000	156	1,136,416.67	5.456
DN	FHLMC			03/29/24	5.245	50,000	156	1,136,416.67	5.456
DN	IBRD			03/29/24	5.250	50,000	156	1,137,500.00	5.462
DN	IBRD			03/29/24	5.250	50,000	156	1,137,500.00	5.462
DN	IBRD			03/29/24	5.250	50,000	156	1,137,500.00	5.462
DN	IBRD			03/29/24	5.250	50,000	156	1,137,500.00	5.462
DN	IADB			03/29/24	5.320	50,000	156	1,152,666.67	5.536
DN	IADB			03/29/24	5.320	50,000	156	1,152,666.67	5.536
DN	IBRD			03/29/24	5.250	50,000	162	1,181,250.00	5.467
DN	FHLMC			03/29/24	5.255	50,000	163	1,189,673.61	5.473
DN	FHLMC			03/29/24	5.255	50,000	163	1,189,673.61	5.473
DN	FHLMC			03/29/24	5.260	50,000	163	1,190,805.56	5.478
DN	FHLMC			03/29/24	5.260	50,000	163	1,190,805.56	5.478
DN	FHLMC			03/29/24	5.260	50,000	163	1,190,805.56	5.478
DN	FHLMC			03/29/24	5.260	50,000	163	1,190,805.56	5.478
DN	FHLMC			03/29/24	5.260	50,000	163	1,190,805.56	5.478
DN	FHLMC			03/29/24	5.260	50,000	163	1,190,805.56	5.478
DN	FHLMC			03/29/24	5.150	50,000	190	1,359,027.78	5.382
DN	FHLMC			03/29/24	5.150	50,000	190	1,359,027.78	5.382
DN	FFCB			03/29/24	5.230	50,000	191	1,387,402.78	5.469
DN	FFCB			03/29/24	5.230	50,000	191	1,387,402.78	5.469
DN	FFCB			03/29/24	5.230	50,000	192	1,394,666.67	5.470
DN	FFCB			03/29/24	5.230	50,000	192	1,394,666.67	5.470
DN	FFCB			03/29/24	5.200	50,000	197	1,422,777.78	5.442
DN	FFCB			03/29/24	5.200	50,000	197	1,422,777.78	5.442
DN	FFCB			03/29/24	5.200	50,000	197	1,422,777.78	5.442
DN	FFCB			03/29/24	5.200	50,000	200	1,444,444.44	5.444
DN	FFCB			03/29/24	5.200	50,000	200	1,444,444.44	5.444
DN	FFCB			03/29/24	5.200	50,000	200	1,444,444.44	5.444
DN	FFCB			03/29/24	5.100	50,000	227	1,607,916.67	5.357
DN	FFCB			03/29/24	5.100	50,000	227	1,607,916.67	5.357
DN	FFCB			03/29/24	5.100	50,000	227	1,607,916.67	5.357
DN	FHLMC			03/29/24	5.050	50,000	233	1,634,236.11	5.308
DN	FHLMC			03/29/24	5.050	50,000	233	1,634,236.11	5.308
DN	FHLMC			03/29/24	5.050	50,000	233	1,634,236.11	5.308
DN	FHLMC			03/29/24	5.090	50,000	242	1,710,805.56	5.358
DN	FHLMC			03/29/24	5.090	50,000	242	1,710,805.56	5.358
DN	FHLMC			03/29/24	5.090	50,000	242	1,710,805.56	5.358
DN	FFCB			03/29/24	5.070	50,000	260	1,830,833.33	5.350
DN	FFCB			03/29/24	5.070	50,000	260	1,830,833.33	5.350

**INVESTMENT TRANSACTIONS**

<u>DATE</u>	<u>TYPE</u>	<u>a/</u> <u>DESCRIPTION</u>	<u>CPN (%)</u>	<u>MATURITY</u> <u>DATE</u>	<u>b/</u> <u>TRANS</u> <u>YIELD (%)</u>	<u>d/</u> <u>PAR (\$)</u> <u>(000)</u>	<u>DAYS</u> <u>HELD</u>	<u>AMOUNT</u> <u>EARNED (\$)</u>	<u>EFFECTIVE</u> <u>YIELD (%)</u>
<b>03/29/24</b>	<b>REDEMPTIONS (Continued)</b>								
	DN	FHLMC		03/29/24	5.045	50,000	262	1,835,819.44	5.325
	DN	FHLMC		03/29/24	5.045	50,000	262	1,835,819.44	5.325
	DN	FHLMC		03/29/24	5.045	50,000	262	1,835,819.44	5.325
	YCD	SVENSKA	5.350	03/29/24	5.350	50,000	98	728,194.44	5.439
	YCD	SVENSKA	5.350	03/29/24	5.350	50,000	98	728,194.44	5.439
	YCD	SUMITOMO	5.480	03/29/24	5.480	50,000	107	814,388.89	5.571
	YCD	SUMITOMO	5.480	03/29/24	5.480	50,000	107	814,388.89	5.571
	YCD	MUFG BK	5.540	03/29/24	5.540	50,000	107	823,305.56	5.632
	YCD	MUFG BK	5.540	03/29/24	5.540	50,000	107	823,305.56	5.632
	YCD	CR AG CIB	5.510	03/29/24	5.510	50,000	120	918,333.33	5.602
	YCD	CR AG CIB	5.510	03/29/24	5.510	50,000	120	918,333.33	5.602
	YCD	SOC GEN	5.600	03/29/24	5.600	50,000	123	956,666.67	5.693
	YCD	SOC GEN	5.600	03/29/24	5.600	50,000	123	956,666.67	5.693
	YCD	MONTREAL	5.680	03/29/24	5.680	50,000	143	1,151,777.78	5.775
	YCD	MONTREAL	5.680	03/29/24	5.680	50,000	143	1,151,777.78	5.775
	YCD	MONTREAL	5.680	03/29/24	5.680	50,000	143	1,151,777.78	5.775
	YCD	FORTIS	5.760	03/29/24	5.760	50,000	198	1,584,000.00	5.856
	YCD	FORTIS	5.760	03/29/24	5.760	50,000	198	1,584,000.00	5.856
	YCD	CIBC	5.700	03/29/24	5.700	50,000	204	1,615,000.00	5.795
	YCD	CIBC	5.700	03/29/24	5.700	50,000	204	1,615,000.00	5.795
	YCD	NORDEA ABP	5.710	03/29/24	5.710	50,000	204	1,617,833.33	5.805
	YCD	NORDEA ABP	5.710	03/29/24	5.710	50,000	204	1,617,833.33	5.805
	YCD	SOC GEN	5.760	03/29/24	5.760	50,000	204	1,632,000.00	5.856
	YCD	SOC GEN	5.760	03/29/24	5.760	50,000	204	1,632,000.00	5.856
	YCD	RABOBANK	5.770	03/29/24	5.770	50,000	225	1,803,125.00	5.866
	YCD	RABOBANK	5.770	03/29/24	5.770	50,000	225	1,803,125.00	5.866

**03/29/24 NO PURCHASES**



## FOOTNOTES

- a/** The abbreviations indicate the type of security purchased, sold, or redeemed:
- |        |  |
|--------|--|
| BA     | Bankers Acceptances  |
| BN     | Bank Notes   |
| CB     | Corporate Bonds  |
| CB CL  | Callable Corporate Bonds   |
| CB FR  | Floating Rate Corporate Bonds  |
| CD     | Negotiable Certificates of Deposit   |
| CD FR  | Floating Rate Negotiable Certificates of Deposit   |
| CP     | Commercial Paper   |
| DEB    | Federal/Supranational Agency Debentures – Federal Home Loan Bank (FHLB), Federal Home Loan Mortgage Corporation (FHLMC), Federal National Mortgage Association (FNMA), Federal Farm Credit Bank (FFCB), Federal Land Banks (FLB), Federal Intermediate Credit Banks (FICB), Federal Agricultural Mortgage Corporation (FAMC), Central Bank for Cooperatives (CBC), Tennessee Valley Authority (TVA), Commodity Credit Corporation (CCC), International Bank for Reconstruction and Development (IBRD), Inter-American Development Bank (IADB), International Finance Corporation (IFC), Government Development Bank for Puerto Rico (DBPR), European Bank for Reconstruction and Development (EBRD), European Investment Bank (EIB). |
| DEB CL | Federal/Supranational Agency Callable Debentures – FHLB, FHLMC, FNMA, FFCB, FLB, FICB, FAMC, CBC, TVA, CCC, IBRD, IADB, IFC, DBPR, EBRD, EIB, DBPR, EBRD, EIB.   |
| DEB FR | Federal/Supranational Agency Floating Rate Debentures – FHLB, FHLMC, FNMA, FFCB, FLB, FICB, FAMC, CBC, TVA, CCC, IBRD, IADB, IFC, DBPR, EBRD, EIB.   |
| DN     | Federal/Supranational Agency Discount Notes- FHLB, FHLMC, FNMA, FFCB, FLB, FICB, FAMC, CBC, TVA, CCC, IBRD, IADB, IFC, DBPR, EBRD, EIB.  |
| PC     | Federal Agency Mortgage-backed Pass-through Certificates – FHLMC, FNMA, Government National Mortgage Investment Conduit (GNMA)   |
| SBA FR | Floating Rate Small Business Administration (SBA) Loan Pools   |
| REMIC  | Federal Agency Real Estate Mortgage Investment Conduits – FHLMC, FNMA  |
| TR     | U.S. Treasury Bills, Notes   |
| YCD    | Negotiable Yankee Certificates of Deposit  |
| YCD FR | Floating Rate Negotiable Yankee Certificates of Deposit  |
- b/** Industry standard purchase yield calculation
- c/** Repurchase Agreement
- d/** Par amount of securities purchased, sold or redeemed
- e/** Securities were purchased and sold as of the same date
- f/** Repurchase Agreement against Reverse Repurchase Agreement
- g/** Outright purchase against Reverse Repurchase Agreement
- h/** Security "SWAP" transactions
- i/** Buy back agreement
- |     |   |
|-----|---|
| RRP | Termination of Reverse Repurchase Agreement |
| RRS | Reverse Repurchase Agreement                |

**TIME DEPOSITS**

<b>FINANCIAL INSTITUTION</b>	<b>DEPOSIT DATE</b>	<b>YIELD (%)</b>	<b>PAR AMOUNT (\$)</b>	<b>MATURITY DATE</b>
<b>ALHAMBRA</b>				
New Omni Bank, N.A.	10/12/23	5.320	9,000,000.00	04/11/24
New Omni Bank, N.A.	11/16/23	5.220	15,000,000.00	05/16/24
New Omni Bank, N.A.	02/28/24	5.140	8,000,000.00	08/28/24
New Omni Bank, N.A.	03/15/24	5.110	30,000,000.00	09/13/24
<b>BREA</b>				
American First Credit Union	03/22/24	5.300	23,000,000.00	06/14/24
American First Credit Union	03/06/24	5.160	27,000,000.00	09/04/24
<b>CHICO</b>				
Tri Counties Bank	01/26/24	5.080	50,000,000.00	07/26/24
Tri Counties Bank	03/06/24	5.160	50,000,000.00	09/04/24
<b>DIAMOND BAR</b>				
Prospectors Federal Credit Union	02/29/24	5.330	2,000,000.00	05/30/24
<b>DOWNEY</b>				
Financial Partners Credit Union	01/04/24	5.290	10,000,000.00	04/04/24
Financial Partners Credit Union	01/25/24	5.290	20,000,000.00	04/25/24
<b>EL MONTE</b>				
Cathay Bank	11/09/23	5.310	125,000,000.00	05/09/24
Cathay Bank	02/21/24	5.280	100,000,000.00	05/22/24
Cathay Bank	02/15/24	5.160	50,000,000.00	08/15/24
Cathay Bank	03/14/24	5.150	25,000,000.00	09/12/24
<b>FRESNO</b>				
FFB (FKA Fresno First Bank)	10/05/23	5.350	2,000,000.00	04/04/24
<b>FOLSOM</b>				
Safe Credit Union	11/29/23	5.300	1,000,000.00	05/29/24
<b>GARDEN GROVE</b>				
US Metro Bank	11/17/23	5.260	5,000,000.00	05/17/24
US Metro Bank	12/06/23	5.220	10,000,000.00	06/05/24
US Metro Bank	12/07/23	5.210	20,000,000.00	06/06/24
US Metro Bank	01/17/24	5.010	20,000,000.00	07/17/24
<b>HUNTINGTON BEACH</b>				
Nuvison Federal Credit Union	10/05/23	5.410	25,000,000.00	04/04/24

## TIME DEPOSITS

<u>FINANCIAL INSTITUTION</u>	<u>DEPOSIT</u>		<u>PAR</u>	<u>MATURITY</u>
	<u>DATE</u>	<u>YIELD (%)</u>	<u>AMOUNT (\$)</u>	<u>DATE</u>
<b>IRVINE</b>				
CommerceWest Bank	10/05/23	5.370	30,000,000.00	04/04/24
CommerceWest Bank	10/20/23	5.370	5,000,000.00	04/19/24
CommerceWest Bank	11/09/23	5.290	15,000,000.00	05/09/24
CommerceWest Bank	03/06/24	5.250	12,000,000.00	06/05/24
CommerceWest Bank	03/06/24	5.130	13,000,000.00	09/04/24
Commercial Bank of California	01/04/24	5.100	1,000,000.00	07/05/24
Pacific Premier Bank	11/08/23	5.290	50,000,000.00	05/08/24
Pacific Premier Bank	11/30/23	5.260	25,000,000.00	05/30/24
Pacific Premier Bank	12/07/23	5.210	50,000,000.00	06/06/24
Pacific Premier Bank	01/04/24	5.090	50,000,000.00	07/05/24
Pacific Premier Bank	03/22/24	5.170	50,000,000.00	09/13/24
<b>LODI</b>				
Farmers & Merchants Bank of Central CA	10/04/23	5.360	3,000,000.00	04/03/24
Farmers & Merchants Bank of Central CA	03/14/24	5.270	100,000,000.00	06/13/24
<b>LOS ANGELES</b>				
Bank of Hope	10/05/23	5.410	135,000,000.00	04/04/24
Bank of Hope	11/15/23	5.320	90,000,000.00	05/15/24
Bank of Hope	12/01/23	5.240	75,000,000.00	05/31/24
Commonwealth Business Bank	11/02/23	5.360	5,000,000.00	05/02/24
Commonwealth Business Bank	03/07/24	5.260	12,000,000.00	06/06/24
Commonwealth Business Bank	12/08/23	5.180	13,000,000.00	06/07/24
CTBC Bank Corp. (USA)	10/12/23	5.370	50,000,000.00	04/11/24
CTBC Bank Corp. (USA)	02/16/24	5.160	60,000,000.00	08/16/24
CTBC Bank Corp. (USA)	03/15/24	5.160	40,000,000.00	09/13/24
Hanmi Bank	11/09/23	5.310	30,000,000.00	05/09/24
Hanmi Bank	12/14/23	5.230	30,000,000.00	06/13/24
Hanmi Bank	01/10/24	5.080	20,000,000.00	07/10/24
Hanmi Bank	02/09/24	5.080	15,000,000.00	08/09/24
Hanmi Bank	03/14/24	5.150	25,000,000.00	09/12/24
Open Bank	10/25/23	5.350	16,000,000.00	04/24/24
Open Bank	11/01/23	5.360	10,000,000.00	05/01/24
Open Bank	02/29/24	5.310	10,000,000.00	06/05/24
Open Bank	03/06/24	5.280	10,000,000.00	06/05/24
Open Bank	01/04/24	5.090	14,000,000.00	07/05/24
PCB Bank (FKA Pacific City Bank)	10/05/23	5.370	30,000,000.00	04/04/24
PCB Bank (FKA Pacific City Bank)	10/13/23	5.350	10,000,000.00	04/12/24
PCB Bank (FKA Pacific City Bank)	03/13/24	5.290	20,000,000.00	06/12/24
Preferred Bank	11/09/23	5.270	20,000,000.00	05/09/24
Preferred Bank	03/13/24	5.110	125,000,000.00	09/11/24
Royal Business Bank	02/09/24	5.080	10,000,000.00	08/09/24
SMBC ManuBank (FKA Manufacturer's Ban	02/29/24	5.350	20,000,000.00	05/30/24
State Bank of India (California)	03/13/24	5.150	30,000,000.00	09/11/24

**TIME DEPOSITS**

<u>FINANCIAL INSTITUTION</u>	<u>DEPOSIT DATE</u>	<u>YIELD (%)</u>	<u>PAR AMOUNT (\$)</u>	<u>MATURITY DATE</u>
<b>OAKLAND</b>				
Beneficial State Bank	12/08/23	5.220	1,000,000.00	06/07/24
California Bank of Commerce	10/04/23	5.380	13,500,000.00	04/03/24
California Bank of Commerce	11/01/23	5.360	5,000,000.00	05/01/24
California Bank of Commerce	12/01/23	5.220	10,000,000.00	05/31/24
California Bank of Commerce	03/14/24	5.150	5,000,000.00	09/12/24
Metropolitan Bank	02/15/24	5.160	1,000,000.00	08/15/24
Metropolitan Bank	02/29/24	5.170	2,000,000.00	08/29/24
<b>ONTARIO</b>				
Citizens Business Bank	02/29/24	5.300	50,000,000.00	05/30/24
Citizens Business Bank	12/13/23	5.220	100,000,000.00	06/12/24
<b>PALOS VERDES ESTATES</b>				
Malaga Bank F.S.B.	01/04/24	5.070	5,000,000.00	07/05/24
Malaga Bank F.S.B.	01/12/24	5.060	46,000,000.00	07/12/24
<b>PASADENA</b>				
American Plus Bank, N.A.	10/06/23	5.330	10,000,000.00	04/05/24
American Plus Bank, N.A.	01/19/24	5.020	14,000,000.00	07/19/24
American Plus Bank, N.A.	01/26/24	5.030	6,000,000.00	07/26/24
American Plus Bank, N.A.	01/31/24	5.000	3,000,000.00	07/31/24
American Plus Bank, N.A.	02/08/24	5.040	4,000,000.00	08/08/24
American Plus Bank, N.A.	02/14/24	5.080	8,000,000.00	08/14/24
American Plus Bank, N.A.	03/15/24	5.110	5,000,000.00	09/13/24
East West Bank	01/04/24	5.070	50,000,000.00	07/05/24
East West Bank	01/10/24	5.060	175,000,000.00	07/10/24
East West Bank	01/26/24	5.050	75,000,000.00	07/26/24
Wescom Central Credit Union	01/11/24	5.310	50,000,000.00	04/11/24
Wescom Central Credit Union	01/12/24	5.310	25,000,000.00	04/12/24
Wescom Central Credit Union	03/08/24	5.310	20,000,000.00	06/07/24
Wescom Central Credit Union	03/13/24	5.320	50,000,000.00	06/12/24
<b>PORTERVILLE</b>				
Bank of The Sierra	10/26/23	5.370	10,000,000.00	04/25/24
Bank of The Sierra	03/07/24	5.140	5,000,000.00	09/05/24
<b>REDDING</b>				
Cornerstone Community Bank	10/18/23	5.370	9,000,000.00	04/17/24
Cornerstone Community Bank	02/09/24	5.080	8,500,000.00	08/09/24

**TIME DEPOSITS**

<u>FINANCIAL INSTITUTION</u>	<u>DEPOSIT DATE</u>	<u>YIELD (%)</u>	<u>PAR AMOUNT (\$)</u>	<u>MATURITY DATE</u>
<b>REDWOOD CITY</b>				
Provident Credit Union	10/05/23	5.400	20,000,000.00	04/04/24
Provident Credit Union	11/02/23	5.390	50,000,000.00	05/02/24
Provident Credit Union	02/15/24	5.300	20,000,000.00	05/16/24
Provident Credit Union	03/01/24	5.300	20,000,000.00	05/31/24
Provident Credit Union	03/06/24	5.280	20,000,000.00	06/05/24
Provident Credit Union	01/11/24	5.100	20,000,000.00	07/11/24
Provident Credit Union	01/11/24	5.100	20,000,000.00	07/11/24
Provident Credit Union	02/08/24	5.090	20,000,000.00	08/08/24
Provident Credit Union	03/14/24	5.160	40,000,000.00	09/12/24
Provident Credit Union	03/15/24	5.160	20,000,000.00	09/13/24
<b>ROWLAND HEIGHTS</b>				
First General Bank	10/04/23	5.340	1,000,000.00	04/03/24
<b>ROSEMEAD</b>				
Pacific Alliance Bank	10/04/23	5.380	4,000,000.00	04/03/24
<b>ROSEVILLE</b>				
Five Star Bank	11/29/23	5.260	50,000,000.00	05/29/24
Five Star Bank	12/13/23	5.22	10,000,000.00	06/12/24
Five Star Bank	01/11/24	5.090	75,000,000.00	07/11/24
<b>SACRAMENTO</b>				
Golden 1 Credit Union	11/02/23	5.400	150,000,000.00	05/02/24
Golden 1 Credit Union	12/14/23	5.250	75,000,000.00	06/13/24
Golden 1 Credit Union	03/06/24	5.170	75,000,000.00	09/04/24
<b>SAN DIEGO</b>				
Axos Bank	10/11/23	5.370	50,000,000.00	04/10/24
Axos Bank	10/18/23	5.350	25,000,000.00	04/17/24
Axos Bank	12/07/23	5.190	100,000,000.00	06/06/24
Axos Bank	02/28/24	5.160	25,000,000.00	08/28/24
Axos Bank	03/13/24	5.130	100,000,000.00	09/11/24
Bank of Southern California N.A.	01/18/24	5.260	10,000,000.00	04/18/24
Bank of Southern California N.A.	11/16/23	5.260	20,000,000.00	05/16/24
Bank of Southern California N.A.	11/17/23	5.260	5,000,000.00	05/17/24
Bank of Southern California N.A.	02/29/24	5.300	25,000,000.00	05/30/24
California Coast Credit Union	01/17/24	5.010	50,000,000.00	07/17/24
California Coast Credit Union	02/14/24	5.120	1,000,000.00	08/14/24
Mission Federal Credit Union	01/04/24	5.090	50,000,000.00	07/05/24
Mission Federal Credit Union	01/17/24	5.010	50,000,000.00	07/17/24

## TIME DEPOSITS

<u>FINANCIAL INSTITUTION</u>	<u>DEPOSIT</u>		<u>PAR</u>	<u>MATURITY</u>
	<u>DATE</u>	<u>YIELD (%)</u>	<u>AMOUNT (\$)</u>	<u>DATE</u>
<b>SAN FRANCISCO</b>				
Bank of San Francisco	12/15/23	5.190	10,000,000.00	06/14/24
Bank of San Francisco	03/08/24	5.120	10,000,000.00	09/06/24
Mission National Bank	01/04/24	5.240	15,000,000.00	04/04/24
Mission National Bank	01/18/24	5.240	5,000,000.00	04/18/24
<b>SAN JOSE</b>				
Meriwest Credit Union	01/11/24	5.310	10,000,000.00	04/11/24
Meriwest Credit Union	01/24/24	5.280	25,000,000.00	04/24/24
Meriwest Credit Union	02/07/24	5.300	10,000,000.00	05/08/24
Technology Credit Union	10/06/23	5.390	100,000,000.00	04/05/24
Technology Credit Union	11/02/23	5.400	50,000,000.00	05/02/24
Technology Credit Union	11/16/23	5.280	50,000,000.00	05/16/24
Technology Credit Union	02/29/24	5.190	100,000,000.00	08/29/24
<b>SANTA ANA</b>				
Banc of California, N.A.	01/11/24	5.280	75,000,000.00	04/11/24
Banc of California, N.A.	03/01/24	5.340	25,000,000.00	05/31/24
Banc of California, N.A.	01/17/24	5.010	75,000,000.00	07/17/24
<b>SANTA BARBARA</b>				
American Riviera Bank	03/14/24	5.300	5,000,000.00	06/13/24
<b>SANTA ROSA</b>				
Poppy Bank	01/18/24	5.270	70,000,000.00	04/18/24
Poppy Bank	02/15/24	5.300	30,000,000.00	05/16/24
Poppy Bank	11/29/23	5.290	50,000,000.00	05/29/24
Poppy Bank	03/06/24	5.280	72,000,000.00	06/05/24
Poppy Bank	01/10/24	5.090	50,000,000.00	07/10/24
Poppy Bank	03/08/24	5.150	23,000,000.00	09/06/24
<b>SUN VALLEY</b>				
Mission Valley Bank	11/01/23	5.360	10,000,000.00	05/01/24
<b>TUSTIN</b>				
SchoolsFirst Federal Credit Union	01/31/24	5.260	50,000,000.00	05/01/24
<b>VACAVILLE</b>				
Travis Credit Union	10/12/23	5.370	50,000,000.00	04/11/24
Travis Credit Union	11/09/23	5.320	50,000,000.00	05/09/24
Travis Credit Union	11/15/23	5.310	25,000,000.00	05/15/24
Travis Credit Union	03/08/24	5.150	100,000,000.00	09/06/24

**TIME DEPOSITS**

<u>FINANCIAL INSTITUTION</u>	<u>DEPOSIT DATE</u>	<u>YIELD (%)</u>	<u>PAR AMOUNT (\$)</u>	<u>MATURITY DATE</u>
<b>WALNUT CREEK</b>				
Mechanics Bank	11/30/23	5.270	1,000,000.00	05/30/24
<b>WATSONVILLE</b>				
Santa Cruz County Bank	11/09/23	5.290	10,000,000.00	05/09/24
Santa Cruz County Bank	01/05/24	5.070	10,000,000.00	07/05/24
<b>TOTAL TIME DEPOSITS MARCH 2024</b>			<b>5,089,000,000.00</b>	

**BANK DEMAND DEPOSITS**  
**MARCH 2024**  
(\$ in thousands)

**DAILY BALANCES**

<u>DAY OF MONTH</u>		<u>BANK BALANCES</u>		<u>INTEREST BEARING BANK BALANCES</u>		<u>WARRANTS OUTSTANDING</u>
1	\$	379,002	\$	2,135,000	\$	5,397,237
2		379,002		2,135,000		5,397,237
3		379,002		2,135,000		5,397,237
4		253,995		2,370,000		5,041,228
5		265,762		1,785,000		4,982,699
6		202,331		1,830,000		4,732,480
7		232,959		1,900,000		5,807,607
8		231,290		1,900,000		5,697,337
9		231,290		1,900,000		5,697,337
10		231,290		1,900,000		5,697,337
11		199,431		2,185,000		5,441,805
12		269,793		2,035,000		5,119,018
13		216,712		1,945,000		4,998,683
14		273,844		1,815,000		4,741,258
15		254,472		2,005,000		5,006,781
16		254,472		2,005,000		5,006,914
17		254,472		2,005,000		5,006,914
18		305,514		2,045,000		4,833,285
19		265,740		2,225,000		4,283,729
20		283,061		2,125,000		4,572,467
21		248,269		1,890,000		4,125,553
22		267,304		1,980,000		4,236,940
23		267,304		1,980,000		4,236,940
24		267,304		1,980,000		4,236,940
25		272,575		2,090,000		4,818,650
26		275,412		2,000,000		5,093,223
27		266,351		1,605,000		5,206,683
28		285,473		1,420,000		5,473,541
29		265,614		635,000		5,269,138
30		265,614		635,000		5,269,138
31		265,614		635,000		5,269,664
<b>AVERAGE DOLLAR DAYS</b>		\$268,073 <u>a/</u>		\$1,846,129 <u>b/</u>		

a/ The prescribed bank balance for March was \$268,858. This consisted of \$154,113 in compensating balances for services, balances for uncollected funds of \$115,741 and a deduction of \$996 for March delayed deposit credit.

b/ Represents the average bank balance in the Interest Bearing Demand Accounts.



**DESIGNATION BY POOLED MONEY INVESTMENT BOARD  
OF TREASURY POOLED MONEY INVESTMENTS AND DEPOSITS**

1897

In accordance with sections 16480 through 16480.8 of the Government Code (GC), the Pooled Money Investment Board, at its meeting on March 20, 2024, has determined and designated the amount of money available for deposit and investment as of March 14, 2024, under said sections. In accordance with sections 16480.1 and 16480.2 of the GC, it is the intent that the money available for deposit or investment be deposited in bank accounts and savings and loan associations or invested in securities in such a manner so as to realize the maximum return consistent with safe and prudent treasury management, and the Board does hereby designate the amount of money available for deposit in bank accounts, savings and loan associations, and for investment in securities and the type of such deposits and investments as follows:

1. In accordance with Treasurer's Office policy, for deposit in demand bank accounts as:

a. Compensating Balance for Services \$ 154,000,000

The active noninterest-bearing bank accounts designation constitutes a calendar month average balance. For purposes of computing the compensating balances, the Treasurer shall exclude from the daily balances any amounts contained therein as a result of nondelivery of securities purchased for "cash" for the Pooled Money Investment Account and shall adjust for any deposits not credited by the bank as of the date of deposit. The balances in such accounts may fall below the above amount provided that the balances computed by dividing the sum of daily balances of that calendar month by the number of days in the calendar month reasonably approximates that amount. The balances may exceed this amount during heavy collection periods or in anticipation of large impending warrant presentations to the Treasury, but the balances are to be maintained in such a manner as to realize the maximum return consistent with safe and prudent treasury management.

b. Interest Bearing Accounts for Cash Flow Variability: \$ 1,500,000,000

JP Morgan Chase Bank	\$ 500,000,000
BMO Bank, N.A.	\$ 500,000,000
US Bank	\$ 500,000,000

The interest bearing bank account designation represents targeted balances to be averaged over one month's period to smooth cash flow variability. The balances may fluctuate above and below these amounts as needed to manage cash flow variances and to meet daily liquidity needs. Interest earnings for these accounts will be calculated according to the terms of the agreement between the Treasurer's Office and the account's depository bank, paid monthly and recorded as a deposit into the state's main demand deposit account, and allocated quarterly by the State Controller's Office as directed by GC 16475 and GC 16480.6.

2. In accordance with law, for investment in securities authorized by section 16430, GC, or in term interest-bearing deposits in banks and savings and loan associations as follows:

	From	To	Transactions	In Securities (GC section 16430)	Time Deposits in Various Financial Institutions (GC sections 16503a and 16602)	Estimated Total
(1)	3/18/2024	3/22/2024	\$ 629,200,000	\$ (727,960,000)	\$ 5,089,000,000	\$ 4,361,040,000
(2)	3/25/2024	3/29/2024	\$ (13,165,800,000)	\$ (13,893,760,000)	\$ 5,089,000,000	\$ (8,804,760,000)
(3)	4/1/2024	4/5/2024	\$ (3,683,000,000)	\$ (17,576,760,000)	\$ 5,089,000,000	\$ (12,487,760,000)
(4)	4/8/2024	4/12/2024	\$ 3,165,200,000	\$ (14,411,560,000)	\$ 5,089,000,000	\$ (9,322,560,000)
(5)	4/15/2024	4/19/2024	\$ 9,208,200,000	\$ (5,203,360,000)	\$ 5,089,000,000	\$ (114,360,000)

From any of the amounts specifically designated above, not more than 30 percent in the aggregate may be invested in prime commercial paper under section 16430(e), GC.

Additional amounts available in treasury trust account and in the Treasury from time to time, in excess of the amounts and for the same types of investments as specifically designated above.

Provided, that the availability of the amounts shown under paragraph 2 is subject to reduction in the amount by which the bank accounts under paragraph 1 would otherwise be reduced below the calendar month average balance \$ 154,000,000.

Dated: March 20, 2024

POOLED MONEY INVESTMENT BOARD:

**Signatures on file at STO**

---

Chair

---

Member

---

Member

LOS ANGELES COUNTY TREASURER  
 PENDING TRANSACTIONS DETAIL REPORT  
 AS OF APRIL 30, 2024  
 ATTACHMENT XVIII

Settle Date	Counter Party	Original Transaction ID	Description	Rate	Maturity Date	Price	Par	Principal	Purchased Interest
<b><u>NTRD - PSI NON-TRADING</u></b>									
05/03/24	FEDERAL HOME LOAN MORTGAGE CORP	1252508128	FREDDIE MAC 5.450 05/03/29 '24 MTN	5.450	05/03/29	100.000	\$25,000,000.00	\$25,000,000.00	\$0.00
05/03/24	FEDERAL NATIONAL MORTGAGE ASSOCIATION	1252508129	FANNIE MAE 5.450 05/03/29 '25	5.450	05/03/29	100.000	25,000,000.00	25,000,000.00	0.00
05/08/24	FEDERAL NATIONAL MORTGAGE ASSOCIATION	1257862196	FANNIE MAE 5.770 05/08/29 '25	5.770	05/08/29	100.000	50,000,000.00	50,000,000.00	0.00
05/10/24	FEDERAL NATIONAL MORTGAGE ASSOCIATION	1253218388	FANNIE MAE 5.480 05/10/29 '25	5.480	05/10/29	100.000	50,000,000.00	50,000,000.00	0.00
05/21/24	FEDERAL HOME LOAN MORTGAGE CORP	1259362962	FREDDIE MAC 5.770 05/21/29 '24 MTN	5.770	05/21/29	100.000	50,000,000.00	50,000,000.00	0.00
<b>PSI Non-Trading Total</b>							<b>\$200,000,000.00</b>	<b>\$200,000,000.00</b>	<b>\$0.00</b>
<b>Grand Total</b>							<b>\$200,000,000.00</b>	<b>\$200,000,000.00</b>	<b>\$0.00</b>