



**COUNTY OF LOS ANGELES
TREASURER AND TAX COLLECTOR**

Kenneth Hahn Hall of Administration
500 West Temple Street, Room 437
Los Angeles, California 90012
Telephone: (213) 974-2101 Fax: (213) 626-1812
ttc.lacounty.gov and propertytax.lacounty.gov

ELIZABETH BUENROSTRO GINSBERG
INTERIM TREASURER AND TAX COLLECTOR

Board of Supervisors

HILDA L. SOLIS
First District

HOLLY J. MITCHELL
Second District

LINDSEY P. HORVATH
Third District

JANICE HAHN
Fourth District

KATHRYN BARGER
Fifth District

April 1, 2024

TO: Supervisor Lindsey P. Horvath, Chair
Supervisor Hilda L. Solis
Supervisor Holly J. Mitchell
Supervisor Janice Hahn
Supervisor Kathryn Barger

FROM: Elizabeth Buenrostro Ginsberg
Interim Treasurer and Tax Collector

SUBJECT: REPORT OF INVESTMENTS FOR THE MONTH OF FEBRUARY 2024

The Report of Investments for the month of February 2024 has been compiled pursuant to the California Government Code and the Treasurer and Tax Collector's (TTC) Investment Policy.

All investments made during the month of February 2024 were in accordance with the California Government Code and conform to the TTC's Investment Policy.

The attached Schedules A and B summarize important Treasury Pool information. You will find the complete monthly Report of Investments at the following link:

<https://ttc.lacounty.gov/monthly-reports/>

Should you have any questions, please contact me directly or your staff may contact Ms. Damia J. Johnson, Assistant Treasurer and Tax Collector, of my staff at (213) 974-2139 or djohnson@ttc.lacounty.gov.

EBG:DJJ:JK:bp

Attachments

c: Chief Executive Officer
Interim Executive Officer, Board of Supervisors
Auditor-Controller
County Counsel
Los Angeles Community College District
Los Angeles County Office of Education

TREASURER AND TAX COLLECTOR
REPORT OF INVESTMENTS FOR FEBRUARY 2024

Detailed information regarding the pooled and specific portfolios, related earnings, and data required to be disclosed pursuant to statute is shown in the following report attachments.

GENERAL PORTFOLIO SCHEDULES

- A - Portfolio Profiles
- A1 - Credit Quality Distribution and Concentration of Credit Risk
- B - Pooled Surplus Earnings Report
- C - Summary Report of Treasurer's Depository Accounts
- D - Treasurer's Activity and Cash Availability for the Next Six-Month Period
- E - Treasurer's Investment Strategy

ATTACHMENTS

- I. Definitions of Securities
 - Detailed descriptions of the major security types invested in by the Treasury
- II. Compliance Report
 - Detailed report of transactions, if any, which deviate from the Treasurer's investment policy
- III. Performance Report
 - Daily portfolio investment balances, and monthly averages
- IV. Earnings on Investments (Accrual Basis) Chart
 - Graphic presentation of net earning rates on pool investments
- V. Net Income for Month
 - Accrual basis net income for month, gross revenue less expenditures

TREASURER AND TAX COLLECTOR
REPORT OF INVESTMENTS FOR FEBRUARY 2024

ATTACHMENTS

- VI. PSI Portfolio Participant Composition
 - Percentage breakdown by participant in the PSI Portfolio
- VII. Composition of PSI Portfolio by Type Chart
 - Graphic presentation of the percentage composition of the pooled portfolio by major security type
- VIII. Investment Transaction Journal
 - Listing of securities purchased, sold and transferred between portfolios during the month
- IX. Comparison of Investment Cost to Market Value
 - Summary comparison of investment amortized cost to market value by security type
- X. Treasurer Position Compared to Market Value Report
 - Inventory listing of portfolio securities showing amortized cost and market value for each investment
- XI. Trustee and Managed Funds
 - Listing of funds and accounts managed by outside trustees
- XII. Schedule of Floating Rate Securities
 - Inventory listing of portfolio securities where the stated interest rate changes between the purchase date and the maturity date
- XIII. Schedule of Bond Anticipation Notes
 - Inventory listing of Bond Anticipation Notes held by the Pooled Surplus Investment portfolio and their current interest rates
- XIV. Inventory Report – Totals Section Security Type Grouping
 - Summary of weighted-average time to maturity by security type

TREASURER AND TAX COLLECTOR
REPORT OF INVESTMENTS FOR FEBRUARY 2024

ATTACHMENTS

XV. Inventory Report – Totals Section Maturity Range Grouping

Summary of the amortized cost value of securities maturing within selected time frames

XVI. Composition of PSI Portfolio by Maturity Chart

Graphic presentation of the percentage composition of the pooled portfolio by selected maturity ranges

XVII. Pooled Money Investment Board Letter – Treasurer State of California

Summary of State Treasurer's Local Agency Investment Fund (LAIF)

XVIII. Pending Transactions Report

Detailed report of transactions with future settlement dates

**POOLED SURPLUS AND SPECIFIC PURPOSE INVESTMENTS
AS OF FEBRUARY 29, 2024**

SCHEDULE A

| <u>PORTFOLIO PROFILE</u> | <u>Pooled Surplus Investments</u> | <u>Specific Purpose Investments</u> |
|--|---|---|
| Inventory Balance at 02/29/24 | | |
| At Cost | \$ 56,530,638,769 | \$ 329,968,789 |
| At Market | \$ 54,130,332,737 | \$ 306,264,797 |
| Repurchase Agreements | \$ - | \$ - |
| Reverse Repurchase Agreements | \$ - | \$ - |
| Composition by Security Type: | | |
| Certificates of Deposit | 4.07% | 0.00% |
| United States Government and Agency Obligations | 69.37% | 86.53% |
| Bankers Acceptances | 0.00% | 0.00% |
| Commercial Paper | 26.47% | 0.00% |
| Municipal Obligations | 0.07% | 0.63% |
| Corporate and Deposit Notes | 0.02% | 0.00% |
| Repurchase Agreements | 0.00% | 0.00% |
| Asset-Backed | 0.00% | 0.00% |
| Other | 0.00% | 12.84% |
| 1-60 days | 33.28% | 0.00% |
| 61 days-1 year | 25.65% | 36.52% |
| Over 1 year | 41.07% | 63.48% |
| Weighted Average Days to Maturity | 705 | |

**POOLED SURPLUS AND SPECIFIC PURPOSE INVESTMENTS
AS OF FEBRUARY 29, 2024**

SCHEDULE A1

The following is a summary of the credit quality distribution and concentration of credit risk by investment type as a percentage of each portfolio's cost at February 29, 2024:

| <u>PSI</u> | <u>S&P</u> | <u>Moody's</u> | <u>Fitch</u> | <u>% of Portfolio</u> |
|------------------------------------|----------------|----------------|--------------|-----------------------|
| Commercial Paper | A-1 | P-1 | F1 | 26.47% |
| Corporate and Deposit Notes | A-1+ | P-1 | F1 | 0.02% |
| Municipals: | | | | |
| Los Angeles County Securities | AAA | Aa1 | AA+ | 0.03% |
| State of California Municipal Bond | AA- | Aa2 | AA | 0.04% |
| Negotiable Certificates of Deposit | A-1 | P-1 | F1 | 4.07% |
| U.S. Agency Securities | AA+ | Aaa | AAA | 51.05% |
| U.S. Treasury Securities: | | | | |
| U.S. Treasury Notes | AA+ | Aaa | AA+ | 5.03% |
| U.S. Treasury Bills | AA+ | Aaa | AA+ | 13.29% |
| | | | | 100.00% |

| <u>SPI</u> | <u>S&P</u> | <u>Moody's</u> | <u>Fitch</u> | <u>% of Portfolio</u> |
|-------------------------------|----------------|----------------|--------------|-----------------------|
| Local Agency Investment Fund | Not Rated | Not Rated | Not Rated | 12.84% |
| Los Angeles County Securities | AAA | Aa1 | AA+ | 0.63% |
| U.S. Agency Securities | AA+ | Aaa | AAA | 65.89% |
| U.S. Treasury Securities: | | | | |
| U.S. Treasury Bills | AA+ | Aaa | AA+ | 20.64% |
| | | | | 100.00% |

POOLED SURPLUS EARNINGS REPORT
FEBRUARY 29, 2024

SCHEDULE B

TREASURER POOLED SURPLUS
INVESTMENT PORTFOLIO

| | |
|---|-------------------|
| Investment Balance 02/29/24 | \$ 56,530,638,769 |
| Market Value at 02/29/24 | \$ 54,130,332,737 |
| Average Daily Balance | \$ 56,405,730,270 |
| Gains and Losses: | |
| For the Month | \$ - |
| For the Past 12 Months | \$ - |
| Unrealized Gains and Losses on Transfers between Portfolio for the Month | \$ - |
| Earnings for the Month | \$ 186,146,556 |
| Earnings for the Past 12 Months | \$ 2,075,167,477 |
| Earnings Rate for the Month | 4.15% |

**SUMMARY REPORT OF TREASURER'S DEPOSITORY ACCOUNTS
AS OF FEBRUARY 29, 2024**

SCHEDULE C

| <u>Bank Name</u> | <u>Balance</u> |
|------------------------------------|--------------------------|
| Bank of America - Concentration | \$ 56,487,367.14 |
| Bank of Montreal - Concentration | \$ 109,700,818.20 (A) |
| Citibank - Concentration | \$ 753.53 |
| JP Morgan Chase - Concentration | \$ 103,700,746.95 (B) |
| Wells Fargo - Concentration | \$ - |
| Total Ledger Balance for all Banks | <u>\$ 269,889,685.82</u> |

(A) \$100 million of this amount is related to the deposit of funds in an interest-bearing money market savings account, in accordance with the Treasurer's authority under California Government Code Section 53633.

(B) \$100 million of this amount is related to the deposit of funds in an interest-bearing money market savings account, in accordance with the Treasurer's authority under California Government Code Section 53633.

TREASURER'S ACTIVITY FOR FEBRUARY 2024
AND CASH AVAILABILITY
FOR THE NEXT SIX-MONTH PERIOD

SCHEDULE D

Government Code Section 53646 (b) (3) requires the Treasurer and Tax Collector to include a statement in the investment report, denoting the ability of the Pooled Surplus Investment Fund to meet its disbursement requirements for the next six months.

The Los Angeles County Pooled Surplus Investment Fund consists of funds in its treasury deposited by various entities required to do so by statute, as well as those entities voluntarily depositing monies in accordance with Government Code Section 53684.

The Treasurer and Tax Collector is required to disburse monies placed in the treasury as directed by the Auditor-Controller, except for the making of legal investments, to the extent funds are transferred to one or more clearing funds in accordance with Government Code Section 29808.

The Treasurer and Tax Collector, in his projection of cash availability to disburse funds as directed by the Auditor-Controller, is relying exclusively on historical Pooled Surplus Investment Fund deposits and disbursements and future cash flow projections provided by the depositing entities. No representation is made as to an individual depositor's ability to meet their anticipated expenditures with anticipated revenues.

Summary of Activity for February 2024

| | | |
|---|----|------------------|
| Total Deposits | \$ | 6,383,316,219.54 |
| Total Disbursements | \$ | 7,649,513,248.56 |
| Discretionary Funds Liquidity Withdrawal Ratio: | | |
| As of February 29, 2024 | | 1.93 |

Six-Month Cash Availability Projection:

| <u>Month</u> | <u>Investment</u> | | <u>Disbursements</u> | <u>Cumulative</u> |
|--------------|----------------------|----------------------|----------------------|-----------------------|
| | <u>Maturities</u> | <u>Deposits</u> | | <u>Available Cash</u> |
| March | \$ 10,517,814,000.00 | \$ 7,086,100,000.00 | \$ 6,943,300,000.00 | \$ 10,660,614,000.00 |
| April | \$ 8,569,209,000.00 | \$ 11,154,900,000.00 | \$ 7,941,900,000.00 | \$ 22,442,823,000.00 |
| May | \$ 9,505,911,000.00 | \$ 4,204,900,000.00 | \$ 7,862,000,000.00 | \$ 28,291,634,000.00 |
| June | \$ 3,189,129,000.00 | \$ 4,898,400,000.00 | \$ 7,562,000,000.00 | \$ 28,817,163,000.00 |
| July | \$ 318,000,000.00 | \$ 4,199,900,000.00 | \$ 9,599,700,000.00 | \$ 23,735,363,000.00 |
| August | \$ 291,000,000.00 | \$ 3,528,800,000.00 | \$ 6,333,000,000.00 | \$ 21,222,163,000.00 |

TREASURER'S INVESTMENT STRATEGY

SCHEDULE E

Two portfolios are maintained by the Los Angeles County Treasurer.

The Pooled Surplus Investment (PSI) Portfolio is used to account for all pooled investments. The PSI strategy is to maintain principal and to provide sufficient cash to meet expenditure needs. The cash flow needs of our pool members are monitored daily to ensure that sufficient liquidity is maintained to meet the needs of participants. A review of the PSI Portfolio's cash flow projections at the preparation date of this report indicates that longer average days to maturity may be prudent. On August 30, 2021, the Treasurer increased the average days to maturity target range from between 1 and 3 years to between 1 and 4 years.

In February 2024, the Treasurer placed \$184.29 million in the Bank of Montreal Market Plus Account and \$100 million in JP Morgan Chase Money Market Account in accordance with the Treasurer's authority under California Government Code Section 53633. At month-end, \$100 million remained in the Bank of Montreal Money Market Plus Account and \$100 million in the JP Morgan Chase Money Market Account. These accounts are collateralized in accordance with California Government Code Section 53652. The balances and income are included in the Pool's earnings rate calculations.

The Specific Purpose Investment Portfolio (SPI) is used to account for specific investments requested by various entities to provide for specific needs not available if monies are placed in a pool. The individual investment strategies are targeted for the needs of the requesting entity.

Expected cash flow projections for the next twelve months continue to indicate that sufficient cash is available for participants' estimated needs. We will continue our basic investment philosophy to buy and hold to a designated maturity, high quality fixed income investments.

TREASURER AND TAX COLLECTOR
REPORT OF INVESTMENTS
DEFINITIONS OF SECURITIES

AGENCIES – Securities (debentures and notes) issued by Federal agencies, such as Federal Home Loan Banks (FHLB), and Federal Farm Credit Banks (FFCB). Agency Securities are issued on both a discount and coupon basis and have a variety of maturity periods. A few are backed by the full faith and credit of the United States Government, some are guaranteed by the Treasury or supported by the issuing agency's right to borrow from the Treasury, and some lack any formal governmental backing. Government National Mortgage Association (GNMA) and Federal Home Loan Mortgage Corp. (FHLMC) securities are mortgage-backed.

ASSET BACKED SECURITIES – Corporate notes secured by an identifiable pool of assets such as loans, leases, and installment contracts or trade receivables. The interest rate is fixed and paid either on a monthly or semi-annual basis. In some cases, a portion of the principal is also paid monthly.

BANKERS ACCEPTANCES – Negotiable time drafts drawn on foreign or domestic banks to finance the export, import, shipment, and storage of goods. The drafts are sold at a discount and redeemed by the accepting bank at maturity for full face value. Maturities range from one to 270 days.

COLLATERALIZED CERTIFICATES OF DEPOSIT – Non-negotiable instruments evidencing a time deposit made with a bank at a fixed rate of interest for a fixed period, secured by collateral such as United States Government securities or mortgages.

COMMERCIAL PAPER – Promissory notes with a maturity of one to 270 days issued in the open market by various economic entities to finance certain short-term credit needs. Notes are issued on a discount or interest-bearing basis.

CORPORATE NOTES – Unsecured, registered debt securities issued by corporations operating within the United States at fixed or variable rates of interest for a fixed period. Interest for floating rate corporate notes is payable periodically at a rate which is adjusted monthly according to a predetermined formula. Fixed rate corporate notes pay interest semi-annually.

GOVERNMENTS – Negotiable United States Treasury securities such as Treasury bills, notes and bonds. Treasury bills are issued on a discount basis in 1-month, 3-month, 6-month, and 52-week maturities. Treasury notes and bonds are coupon issues, with one to ten year and ten to thirty year maturities, respectively. Treasury securities are guaranteed as to principal and interest by the United States Government.

FORWARD CONTRACTS – Customized contracts traded in the Over The Counter Market where the holder of the contract is obligated to buy or sell a specific amount of an underlying asset at a specific price on a specific future date.

FUTURE CONTRACTS – Standardized contracts traded on recognized exchanges where the holder of the contract is obligated to buy or sell a specific amount of an underlying asset at a specific price on a specific future date.

INTEREST RATE SWAP AGREEMENT – Contractual agreement in which two parties agree to exchange interest payment streams for a specific term. There is no exchange of principal, but a “notional amount” is established to serve as the basis for calculating the interest payment.

LOCAL AGENCY INVESTMENT FUND – Shares of beneficial interest issued by the State of California pursuant to Government Code Section 16429.1.

MONEY MARKET FUND – Shares of beneficial interest issued by diversified management companies registered with the Securities and Exchange Commission in accordance with Section 270, 2a-7 of Title 17 of the Code of Federal Regulation.

MUNICIPALS – Debt securities issued by state and local governments and their agencies, usually in the form of bonds, notes and certificates of participation. These securities may be short or long-term, and normally coupon issues are secured in some manner by the borrower.

NEGOTIABLE CERTIFICATES OF DEPOSIT – Negotiable instruments evidencing a time deposit made with a commercial bank or thrift institution at a fixed rate of interest for a fixed period. Term certificates of deposits (CDs) are issued with maturities in excess of one year, and normally pay interest semi-annually. Eurodollar CDs are dollar-denominated CDs issued by foreign (mainly London) branches of major American and foreign commercial banks. Yankee CDs are dollar-denominated CDs issued by foreign commercial banks domiciled in the United States.

OPTION CONTRACTS – Contracts traded in either the Over the Counter Market or recognized exchanges where the purchaser has the right but not the obligation to buy or sell a specific amount of an underlying asset at a specific price within a specific time period.

PROMISSORY NOTE – An unsecured promise to pay between two entities. Notes are on a discount or interest-bearing basis.

REVERSE REPURCHASE AGREEMENTS – A reverse repurchase agreement consists of two simultaneous transactions. One is the sale of securities by the County to a bank or dealer. The other is the commitment by the County to repurchase the securities at the same price at a mutually agreed upon date. The County invests the cash proceeds

of the “sale” in other securities. The term of the reverse repurchase agreements may not exceed one year. The securities “sold” are typically treasury issues.

REPURCHASE AGREEMENTS – A repurchase agreement consists of two simultaneous transactions. One is the purchase of securities by the County from a bank or dealer. The other is the commitment by the County to sell the securities back at an agreed upon date and price. The term of the repurchase agreements may not exceed thirty days. The securities “purchased” are typically treasury issues.

SECURITIES LENDING AGREEMENTS – Agreements under which the County agrees to transfer securities to a borrower who, in turn agrees to provide collateral to the County. During the term of the agreement, both the securities and the collateral are held by a third party. At the conclusion of the agreement, the securities are transferred back to the County in return for the collateral.

SUPRANATIONALS – United States dollar denominated senior unsecured unsubordinated obligations issued or unconditionally guaranteed by any of the supranational institutions identified in Government Code Section 53601(Q) which are eligible for purchase and sale within the United States.

TRUST INVESTMENTS – Shares of beneficial interest issued by a joint powers authority organized pursuant to Government Code Section 6509.7 that invests in securities and obligations authorized in Section 53601 (a) to (o) of the Government Code.

TREASURER AND TAX COLLECTOR
REPORT OF INVESTMENT TRANSACTIONS FOR FEBRUARY 2024
COMPLIANCE REPORT

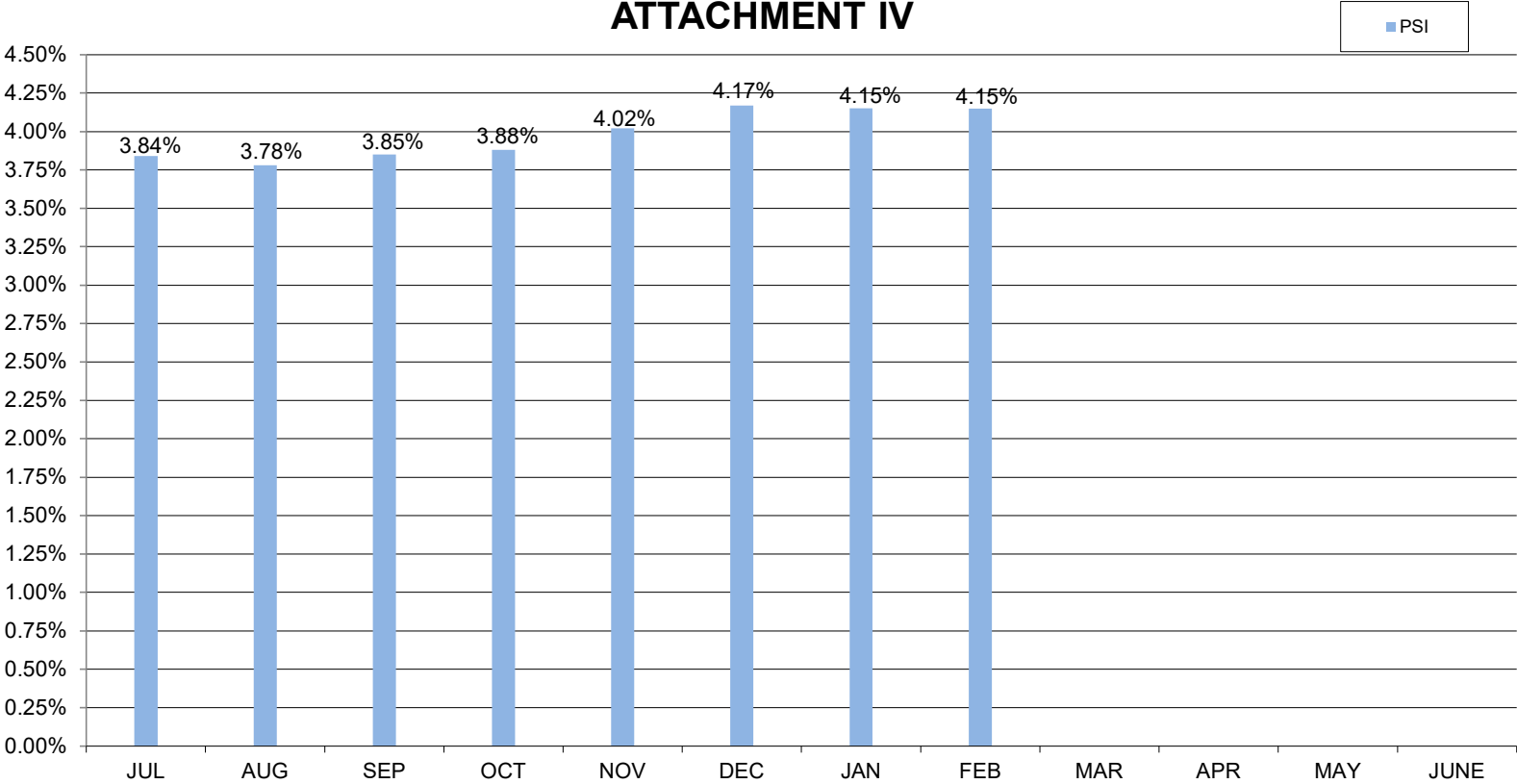
Portfolio Securities Not in Accordance with Treasurer Policy
For the Month of February 2024

No exceptions noted.

LOS ANGELES COUNTY TREASURER
 PERFORMANCE REPORT
 PORTFOLIO COST
 THROUGH FEBRUARY 29, 2024
 ATTACHMENT III

| <u>DAY</u> | <u>POOLED SURPLUS INVESTMENTS</u> | | <u>SPECIFIC PURPOSE INVESTMENTS</u> | |
|------------|-----------------------------------|---------------------------------|-------------------------------------|------------------------------|
| | | <u>TOTAL COST</u> | | <u>TOTAL COST</u> |
| 02/01/2024 | \$ | 57,590,478,553.70 | \$ | 369,699,385.14 |
| 02/02/2024 | | 57,606,724,713.71 | | 369,709,015.43 |
| 02/03/2024 | | 57,611,162,850.16 | | 369,718,645.71 |
| 02/04/2024 | | 57,615,600,986.60 | | 369,728,276.00 |
| 02/05/2024 | | 57,093,172,278.33 | | 369,737,906.29 |
| 02/06/2024 | | 57,010,232,227.15 | | 369,747,536.57 |
| 02/07/2024 | | 56,770,990,176.15 | | 369,757,166.86 |
| 02/08/2024 | | 56,836,788,525.03 | | 369,766,797.14 |
| 02/09/2024 | | 56,785,677,861.36 | | 369,776,427.43 |
| 02/10/2024 | | 56,789,986,050.66 | | 369,786,057.72 |
| 02/11/2024 | | 56,794,294,239.97 | | 369,795,687.99 |
| 02/12/2024 | | 56,682,904,800.14 | | 369,805,318.29 |
| 02/13/2024 | | 56,418,014,965.00 | | 369,814,948.59 |
| 02/14/2024 | | 56,980,143,012.90 | | 369,824,578.86 |
| 02/15/2024 | | 56,550,878,963.20 | | 369,834,209.15 |
| 02/16/2024 | | 56,311,292,118.66 | | 369,843,839.43 |
| 02/17/2024 | | 56,315,525,075.50 | | 369,853,469.72 |
| 02/18/2024 | | 56,319,758,032.34 | | 369,863,100.01 |
| 02/19/2024 | | 56,323,990,989.18 | | 369,872,730.29 |
| 02/20/2024 | | 55,940,662,799.62 | | 369,882,360.58 |
| 02/21/2024 | | 55,476,281,393.57 | | 369,891,990.87 |
| 02/22/2024 | | 55,401,863,441.48 | | 369,901,621.15 |
| 02/23/2024 | | 55,115,512,940.41 | | 369,911,251.44 |
| 02/24/2024 | | 55,119,563,535.39 | | 369,920,881.74 |
| 02/25/2024 | | 55,123,614,130.37 | | 369,930,512.01 |
| 02/26/2024 | | 55,282,073,273.99 | | 369,940,142.30 |
| 02/27/2024 | | 55,591,717,682.63 | | 369,949,772.57 |
| 02/28/2024 | | 55,776,633,447.92 | | 369,959,402.87 |
| 02/29/2024 | | 56,530,638,768.98 | | 329,968,789.09 |
| | \$ | <u>56,405,730,270.14</u> | \$ | <u>368,454,890.39</u> |

**LOS ANGELES COUNTY TREASURER
EARNINGS RATE ON INVESTMENTS
FISCAL YEAR 2023-24
ATTACHMENT IV**



**LOS ANGELES COUNTY TREASURER
NET INCOME FOR THE MONTH-ENDED FEBRUARY 29, 2024 (ACCRUAL BASIS)
ATTACHMENT V**

| | POOLED SURPLUS INVESTMENT TRADING/NON-TRADING | SPECIFIC PURPOSE INVESTMENT |
|--|--|--|
| Revenues: | | |
| Interest Earnings | \$ 62,929,755 | \$ 823,566 |
| Gains (Losses) on Sales/Calls of Non-Trading Securities. | - | - |
| Gains (Losses) on Sales of Trading Securities. | - | |
| Amortization/Accretion | <u>123,216,801</u> | <u>279,034</u> |
| Total Revenues | <u>\$ 186,146,556</u> | <u>\$ 1,102,600</u> |
| Expenses: | | |
| Interest Expense | - | - |
| *Investment Management Fee | <u>-</u> | <u>12,881</u> |
| | <u>\$ -</u> | <u>\$ 12,881</u> |
| NET INCOME | <u>\$ 186,146,556</u> | <u>\$ 1,089,719</u> |

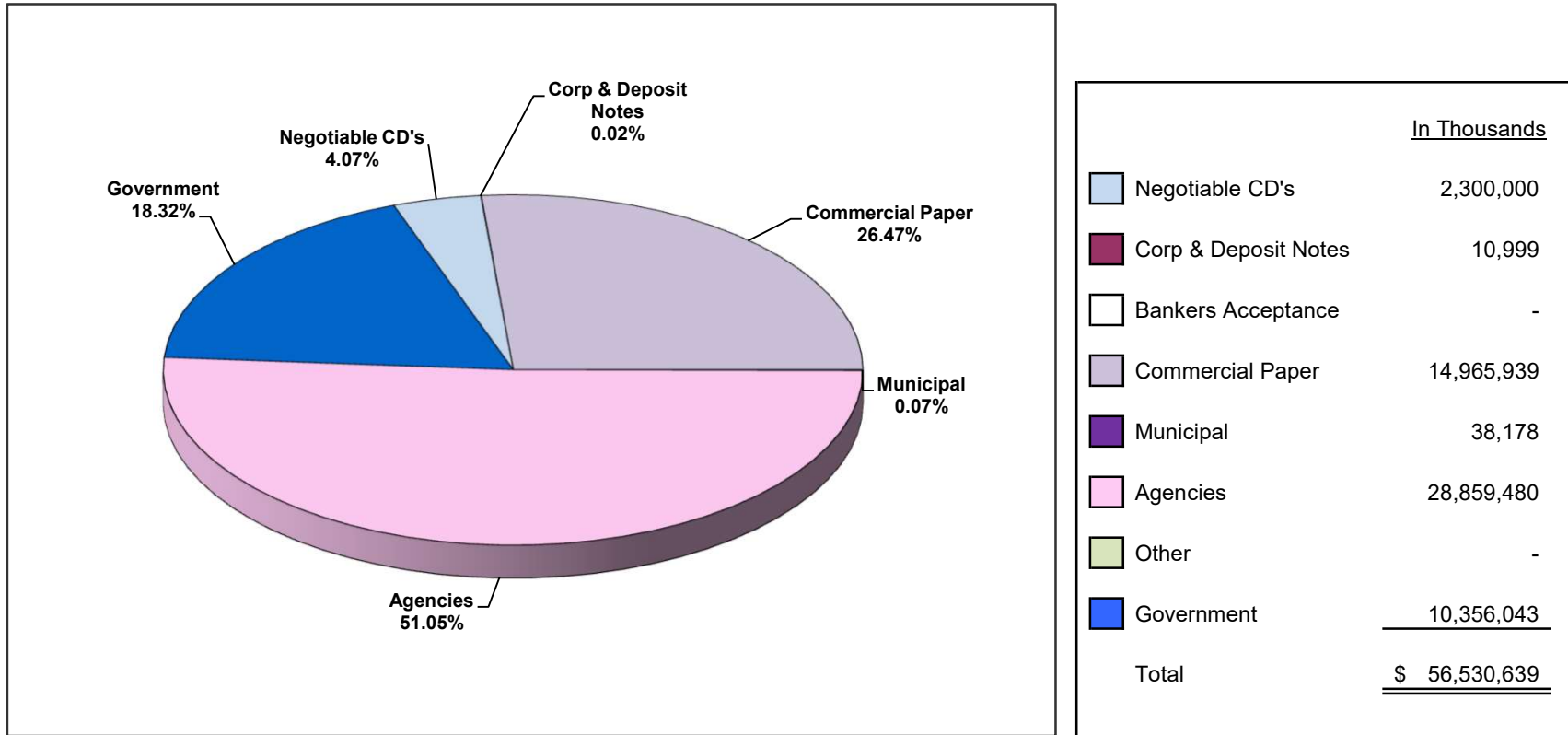
*Estimated and later adjusted.

LOS ANGELES COUNTY TREASURER
PSI COMPOSITION
AS OF FEBRUARY 29, 2024
ATTACHMENT VI

PSI PORTFOLIO PARTICIPATION COMPOSITION

| <u>Entity</u> | <u>Non- Discretionary</u> | <u>Discretionary</u> |
|---|-------------------------------|----------------------|
| Consolidated School Districts | 52.83% | |
| Los Angeles County and Related Entities | 40.60% | |
| Consolidated Sanitation Districts | | 1.61% |
| Metropolitan Transportation Authority | | 1.76% |
| Miscellaneous Agencies Pooled Investments | | 0.93% |
| South Coast Air Quality Management District | | 2.13% |
| Miscellaneous | | 0.01% |
| Subtotal | 93.43% | 6.44% |
| County Bond Proceeds and Repayment Funds | | 0.13% |
| Grand Total | 93.43% | 6.57% |

**LOS ANGELES COUNTY TREASURER
COMPOSITION OF PSI PORTFOLIO BY SECURITY TYPE
AS OF FEBRUARY 2024
ATTACHMENT VII**



Investment Composition Is In Compliance With The Los Angeles County Treasurer's Investment Policy.

LOS ANGELES COUNTY TREASURER
INVESTMENT TRANSACTIONS JOURNAL
PURCHASE DETAIL REPORT
GROUP: POOLED SURPLUS INVESTMENTS
FOR THE PERIOD: FEBRUARY 1, 2024 TO FEBRUARY 29, 2024
ATTACHMENT VIII

| Account | Original Trs ID | Description | Settle Date | Maturity Date | Rate | PAR | Principal | Accr Interest | Broker/Dealer |
|-----------------------|-----------------|------------------------------------|-------------|---------------|---------|---------------|-------------------------|-------------------------|-----------------------------------|
| NTRD | 1193064185 | FHLBANKS D NOTE 05/03/24 | 02/02/2024 | 05/03/2024 | 5.20400 | 50,000,000.00 | 49,342,272.22 | 0.00 | BANCROFT CAPITAL, LLC |
| NTRD | 1194585799 | FANNIE MAE 5.200 02/14/29 '25 | 02/14/2024 | 02/14/2029 | 5.20000 | 25,000,000.00 | 25,000,000.00 | 0.00 | KEYBANC CAPITAL MARKETS INC. |
| NTRD | 1195429415 | FANNIE MAE 5.250 02/14/29 '25 | 02/14/2024 | 02/14/2029 | 5.25000 | 25,000,000.00 | 25,000,000.00 | 0.00 | GREAT PACIFIC SECURITIES |
| NTRD | 1195429417 | FANNIE MAE 5.250 02/14/29 '25 | 02/14/2024 | 02/14/2029 | 5.25000 | 25,000,000.00 | 25,000,000.00 | 0.00 | RBC CAPITAL MARKETS, LLC |
| NTRD | 1196589702 | FHLBANKS D NOTE 05/08/24 | 02/07/2024 | 05/08/2024 | 5.23000 | 50,000,000.00 | 49,338,986.11 | 0.00 | BANCROFT CAPITAL, LLC |
| NTRD | 1196589708 | FEDERAL FARM D NOTE 08/01/24 | 02/06/2024 | 08/01/2024 | 5.05000 | 50,000,000.00 | 48,758,541.67 | 0.00 | MIZUHO SECURITIES USA LLC |
| NTRD | 1196593160 | FREDDIE MAC 5.250 02/21/29 '25 MTN | 02/21/2024 | 02/21/2029 | 5.25000 | 25,000,000.00 | 25,000,000.00 | 0.00 | MIZUHO SECURITIES USA LLC |
| NTRD | 1197358625 | FHLBANKS D NOTE 05/13/24 | 02/07/2024 | 05/13/2024 | 5.21000 | 36,661,000.00 | 36,151,656.51 | 0.00 | MISCHLER FINANCIAL GROUP INC. |
| NTRD | 1197358648 | FEDERAL FARM D NOTE 07/11/24 | 02/07/2024 | 07/11/2024 | 5.07000 | 25,000,000.00 | 24,454,270.83 | 0.00 | MIZUHO SECURITIES USA LLC |
| NTRD | 1199147299 | FHLBANKS D NOTE 05/10/24 | 02/09/2024 | 05/10/2024 | 5.23500 | 50,000,000.00 | 49,338,354.17 | 0.00 | BANCROFT CAPITAL, LLC |
| NTRD | 1199147300 | FHLBANKS D NOTE 05/10/24 | 02/09/2024 | 05/10/2024 | 5.23500 | 50,000,000.00 | 49,338,354.17 | 0.00 | MIZUHO SECURITIES USA LLC |
| NTRD | 1200055707 | FHLBANKS D NOTE 02/21/24 MATD | 02/09/2024 | 02/21/2024 | 5.22500 | 50,000,000.00 | 49,912,916.67 | 0.00 | MISCHLER FINANCIAL GROUP INC. |
| NTRD | 1200055711 | FHLBANKS D NOTE 02/21/24 MATD | 02/09/2024 | 02/21/2024 | 5.22500 | 17,284,000.00 | 17,253,897.03 | 0.00 | MISCHLER FINANCIAL GROUP INC. |
| NTRD | 1200782710 | FHLBANKS D NOTE 02/21/24 MATD | 02/12/2024 | 02/21/2024 | 5.22500 | 50,000,000.00 | 49,934,687.50 | 0.00 | MISCHLER FINANCIAL GROUP INC. |
| NTRD | 1200782716 | FHLBANKS D NOTE 02/21/24 MATD | 02/12/2024 | 02/21/2024 | 5.22500 | 23,993,000.00 | 23,961,659.14 | 0.00 | MISCHLER FINANCIAL GROUP INC. |
| NTRD | 1200783200 | FANNIE MAE 5.280 02/20/29 '25 | 02/20/2024 | 02/20/2029 | 5.28000 | 25,000,000.00 | 25,000,000.00 | 0.00 | BLAYLOCK VAN, LLC |
| NTRD | 1201525394 | FHLBANKS D NOTE 05/20/24 | 02/13/2024 | 05/20/2024 | 5.19000 | 32,138,000.00 | 31,688,576.85 | 0.00 | MISCHLER FINANCIAL GROUP INC. |
| NTRD | 1201525398 | FEDERAL FARM D NOTE 08/01/24 | 02/13/2024 | 08/01/2024 | 5.10000 | 25,000,000.00 | 24,397,916.67 | 0.00 | MIZUHO SECURITIES USA LLC |
| NTRD | 1201525602 | FREDDIE MAC 5.400 02/28/29 '25 MTN | 02/28/2024 | 02/28/2029 | 5.40000 | 25,000,000.00 | 25,000,000.00 | 0.00 | BANCROFT CAPITAL, LLC |
| NTRD | 1201526194 | FANNIE MAE 5.400 02/26/29 '25 | 02/26/2024 | 02/26/2029 | 5.40000 | 25,000,000.00 | 25,000,000.00 | 0.00 | LOOP CAPITAL MARKETS, LLC |
| NTRD | 1202164090 | FHLBANKS D NOTE 02/15/24 MATD | 02/14/2024 | 02/15/2024 | 5.19000 | 50,000,000.00 | 49,992,791.67 | 0.00 | J.P. MORGAN SECURITIES LLC |
| NTRD | 1202164101 | FHLBANKS D NOTE 02/15/24 MATD | 02/14/2024 | 02/15/2024 | 5.19000 | 50,000,000.00 | 49,992,791.67 | 0.00 | J.P. MORGAN SECURITIES LLC |
| NTRD | 1202172677 | FANNIE MAE 5.460 02/14/29 '25 | 02/28/2024 | 02/14/2029 | 5.46000 | 25,000,000.00 | 25,000,000.00 | 0.00 | MORGAN KEEGAN & COMPANY, INC. |
| NTRD | 1203356523 | FHLBANKS D NOTE 06/14/24 | 02/16/2024 | 06/14/2024 | 5.21500 | 50,000,000.00 | 49,138,076.39 | 0.00 | PIPER SANDLER COMPANIES |
| NTRD | 1203356524 | FHLBANKS D NOTE 02/21/24 MATD | 02/15/2024 | 02/21/2024 | 5.18000 | 50,000,000.00 | 49,956,833.33 | 0.00 | GREAT PACIFIC SECURITIES |
| NTRD | 1203356525 | FHLBANKS D NOTE 05/17/24 | 02/16/2024 | 05/17/2024 | 5.22500 | 50,000,000.00 | 49,339,618.06 | 0.00 | BANCROFT CAPITAL, LLC |
| NTRD | 1203356528 | FHLBANKS D NOTE 02/21/24 MATD | 02/15/2024 | 02/21/2024 | 5.18000 | 37,988,000.00 | 37,955,203.69 | 0.00 | GREAT PACIFIC SECURITIES |
| NTRD | 1203356533 | FHLBANKS D NOTE 05/17/24 | 02/16/2024 | 05/17/2024 | 5.22500 | 50,000,000.00 | 49,339,618.06 | 0.00 | MIZUHO SECURITIES USA LLC |
| NTRD | 1205059830 | FREDDIE MAC 5.500 02/21/29 '25 MTN | 02/23/2024 | 02/21/2029 | 5.50000 | 25,000,000.00 | 25,000,000.00 | 0.00 | FHN FINANCIAL CAPITAL MARKETS |
| NTRD | 1207761574 | FHLBANKS D NOTE 05/24/24 | 02/21/2024 | 05/24/2024 | 5.19000 | 50,000,000.00 | 49,329,625.00 | 0.00 | MORGAN KEEGAN & COMPANY, INC. |
| NTRD | 1207761575 | FHLBANKS D NOTE 05/24/24 | 02/21/2024 | 05/24/2024 | 5.19000 | 20,343,000.00 | 20,070,251.23 | 0.00 | MORGAN KEEGAN & COMPANY, INC. |
| NTRD | 1209968188 | FHLBANKS D NOTE 05/13/24 | 02/23/2024 | 05/13/2024 | 5.21000 | 50,000,000.00 | 49,421,111.11 | 0.00 | MISCHLER FINANCIAL GROUP INC. |
| NTRD | 1210762994 | FHLBANKS D NOTE 05/13/24 | 02/26/2024 | 05/13/2024 | 5.21500 | 50,000,000.00 | 49,442,284.72 | 0.00 | MIZUHO SECURITIES USA LLC |
| NTRD | 1210762995 | FEDERAL FARM D NOTE 06/05/24 | 02/26/2024 | 06/05/2024 | 5.23000 | 25,000,000.00 | 24,636,805.56 | 0.00 | MIZUHO SECURITIES USA LLC |
| NTRD | 1210762996 | FHLBANKS D NOTE 05/20/24 | 02/26/2024 | 05/20/2024 | 5.21000 | 50,000,000.00 | 49,392,166.67 | 0.00 | MISCHLER FINANCIAL GROUP INC. |
| NTRD | 1210763002 | FHLBANKS D NOTE 05/20/24 | 02/26/2024 | 05/20/2024 | 5.21000 | 50,000,000.00 | 49,392,166.67 | 0.00 | MISCHLER FINANCIAL GROUP INC. |
| NTRD | 1213311338 | FHLBANKS D NOTE 04/24/24 | 02/28/2024 | 04/24/2024 | 5.25000 | 50,000,000.00 | 49,591,666.67 | 0.00 | BANCROFT CAPITAL, LLC |
| NTRD | 1213311339 | FEDERAL FARM D NOTE 07/24/24 | 02/27/2024 | 07/24/2024 | 5.17000 | 50,000,000.00 | 48,937,277.78 | 0.00 | MIZUHO SECURITIES USA LLC |
| NTRD | 1214367401 | FHLBANKS D NOTE 05/15/24 | 02/29/2024 | 05/15/2024 | 5.21500 | 50,000,000.00 | 49,449,527.78 | 0.00 | MORGAN KEEGAN & COMPANY, INC. |
| NTRD | 1214367403 | FHLBANKS D NOTE 05/15/24 | 02/29/2024 | 05/15/2024 | 5.21500 | 50,000,000.00 | 49,449,527.78 | 0.00 | MORGAN KEEGAN & COMPANY, INC. |
| NTRD | 1215297645 | FANNIE MAE D NOTE 05/01/24 | 02/29/2024 | 05/01/2024 | 5.18500 | 50,000,000.00 | 49,553,513.89 | 0.00 | MISCHLER FINANCIAL GROUP INC. |
| NTRD | 1215297647 | FANNIE MAE D NOTE 05/01/24 | 02/29/2024 | 05/01/2024 | 5.18500 | 50,000,000.00 | 49,553,513.89 | 0.00 | MISCHLER FINANCIAL GROUP INC. |
| AGENCIES TOTAL | | | | | | | 1,668,407,000.00 | 1,652,806,461.16 | 0.00 |
| NTRD | 1197359393 | TORONTO DOM NY 5.370 05/06/24 | 02/08/2024 | 05/06/2024 | 5.37000 | 50,000,000.00 | 50,000,000.00 | 0.00 | TULLETT PREBON FINANCIAL SVCS LLC |
| NTRD | 1201525389 | BMO CHICAGO 5.340 08/12/24 | 02/13/2024 | 08/12/2024 | 5.34000 | 50,000,000.00 | 50,000,000.00 | 0.00 | TULLETT PREBON FINANCIAL SVCS LLC |
| NTRD | 1207761579 | DNB NEW YORK 5.340 05/20/24 | 02/21/2024 | 05/20/2024 | 5.34000 | 50,000,000.00 | 50,000,000.00 | 0.00 | TULLETT PREBON FINANCIAL SVCS LLC |
| NTRD | 1210762990 | BMO CHICAGO 5.360 05/20/24 | 02/26/2024 | 05/20/2024 | 5.36000 | 50,000,000.00 | 50,000,000.00 | 0.00 | TULLETT PREBON FINANCIAL SVCS LLC |
| CDS TOTAL | | | | | | | 200,000,000.00 | 200,000,000.00 | 0.00 |
| NTRD | 1190173743 | OLD LINE FDG 05/01/24 | 02/01/2024 | 05/01/2024 | 5.26000 | 50,000,000.00 | 49,342,500.00 | 0.00 | BLAYLOCK VAN, LLC |
| NTRD | 1190173745 | OLD LINE FDG 05/01/24 | 02/01/2024 | 05/01/2024 | 5.26000 | 50,000,000.00 | 49,342,500.00 | 0.00 | BLAYLOCK VAN, LLC |
| NTRD | 1193064186 | CHARIOT FUNDING 05/03/24 | 02/01/2024 | 05/03/2024 | 5.31000 | 50,000,000.00 | 49,321,500.00 | 0.00 | GREAT PACIFIC SECURITIES |
| NTRD | 1193064187 | CHARIOT FUNDING 05/06/24 | 02/01/2024 | 05/06/2024 | 5.31000 | 50,000,000.00 | 49,299,375.00 | 0.00 | J.P. MORGAN SECURITIES LLC |
| NTRD | 1193064188 | THUNDER BAY FDG 05/06/24 | 02/06/2024 | 05/06/2024 | 5.27000 | 50,000,000.00 | 49,341,250.00 | 0.00 | CITIGROUP GLOBAL MRKT INC |
| NTRD | 1193064189 | CREDIT AGRI NY 02/20/24 MATD | 02/01/2024 | 02/20/2024 | 5.29000 | 2,422,000.00 | 2,415,237.91 | 0.00 | MISCHLER FINANCIAL GROUP INC. |

LOS ANGELES COUNTY TREASURER
INVESTMENT TRANSACTIONS JOURNAL
PURCHASE DETAIL REPORT
GROUP: POOLED SURPLUS INVESTMENTS
FOR THE PERIOD: FEBRUARY 1, 2024 TO FEBRUARY 29, 2024
ATTACHMENT VIII

| Account | Original Trs ID | Description | Settle Date | Maturity Date | Rate | PAR | Principal | Accr Interest | Broker/Dealer |
|---------|-----------------|------------------------------|-------------|---------------|---------|---------------|---------------|---------------|-------------------------------------|
| NTRD | 1193064190 | MICROSOFT 05/03/24 | 02/01/2024 | 05/03/2024 | 5.25000 | 50,000,000.00 | 49,329,166.67 | 0.00 | SIEBERT WILLIAMS SHANK & CO. LLC |
| NTRD | 1193064191 | MICROSOFT 05/06/24 | 02/01/2024 | 05/06/2024 | 5.24000 | 50,000,000.00 | 49,308,611.11 | 0.00 | J.P. MORGAN SECURITIES LLC |
| NTRD | 1193064192 | CREDIT AGRI NY 02/20/24 MATD | 02/01/2024 | 02/20/2024 | 5.29000 | 50,000,000.00 | 49,860,402.78 | 0.00 | MISCHLER FINANCIAL GROUP INC. |
| NTRD | 1193064193 | ATLANTIC AST SEC 05/03/24 | 02/01/2024 | 05/03/2024 | 5.32000 | 30,000,000.00 | 29,592,133.33 | 0.00 | BLAYLOCK VAN, LLC |
| NTRD | 1193064194 | MICROSOFT 05/03/24 | 02/01/2024 | 05/03/2024 | 5.25000 | 50,000,000.00 | 49,329,166.67 | 0.00 | SIEBERT WILLIAMS SHANK & CO. LLC |
| NTRD | 1193092354 | OLD LINE FDG 05/03/24 | 02/05/2024 | 05/03/2024 | 5.27000 | 50,000,000.00 | 49,355,888.89 | 0.00 | RBC CAPITAL MARKETS, LLC |
| NTRD | 1194573234 | CHARIOT FUNDING 05/08/24 | 02/02/2024 | 05/08/2024 | 5.29000 | 50,000,000.00 | 49,294,666.67 | 0.00 | MISCHLER FINANCIAL GROUP INC. |
| NTRD | 1194573237 | PFIZER 05/03/24 | 02/02/2024 | 05/03/2024 | 5.23000 | 50,000,000.00 | 49,338,986.11 | 0.00 | RBC CAPITAL MARKETS, LLC |
| NTRD | 1194573240 | CREDIT AGRI NY 05/01/24 | 02/02/2024 | 05/01/2024 | 5.28000 | 46,609,000.00 | 46,000,597.19 | 0.00 | GREAT PACIFIC SECURITIES |
| NTRD | 1194573241 | UNILEVER CAPITAL 05/03/24 | 02/02/2024 | 05/03/2024 | 5.28000 | 50,000,000.00 | 49,332,666.67 | 0.00 | BLAYLOCK VAN, LLC |
| NTRD | 1194573242 | NATIXIS NY 05/01/24 | 02/02/2024 | 05/01/2024 | 5.27000 | 50,000,000.00 | 49,348,569.44 | 0.00 | BLAYLOCK VAN, LLC |
| NTRD | 1194573243 | NATIXIS NY 05/01/24 | 02/02/2024 | 05/01/2024 | 5.27000 | 50,000,000.00 | 49,348,569.44 | 0.00 | BLAYLOCK VAN, LLC |
| NTRD | 1194573244 | PFIZER 05/03/24 | 02/02/2024 | 05/03/2024 | 5.23000 | 15,000,000.00 | 14,801,695.83 | 0.00 | RBC CAPITAL MARKETS, LLC |
| NTRD | 1195417891 | MONT BLANC CAPTL 05/10/24 | 02/05/2024 | 05/10/2024 | 5.34000 | 32,797,000.00 | 32,334,835.61 | 0.00 | BLAYLOCK VAN, LLC |
| NTRD | 1195417900 | CIESCO 08/05/24 | 02/05/2024 | 08/05/2024 | 5.21000 | 50,000,000.00 | 48,683,027.78 | 0.00 | GREAT PACIFIC SECURITIES |
| NTRD | 1195417903 | PFIZER 05/31/24 | 02/05/2024 | 05/31/2024 | 5.20000 | 50,000,000.00 | 49,162,222.22 | 0.00 | RBC CAPITAL MARKETS, LLC |
| NTRD | 1195417907 | CHARIOT FUNDING 05/03/24 | 02/05/2024 | 05/03/2024 | 5.32000 | 50,000,000.00 | 49,349,777.78 | 0.00 | CITIGROUP GLOBAL MRKT INC |
| NTRD | 1195417912 | CANCARA ASSETSEC 06/05/24 | 02/05/2024 | 06/05/2024 | 5.28000 | 50,000,000.00 | 49,112,666.67 | 0.00 | J.P. MORGAN SECURITIES LLC |
| NTRD | 1195417917 | CANCARA ASSETSEC 06/05/24 | 02/05/2024 | 06/05/2024 | 5.28000 | 5,000,000.00 | 4,911,266.67 | 0.00 | J.P. MORGAN SECURITIES LLC |
| NTRD | 1195417937 | CHARIOT FUNDING 05/03/24 | 02/05/2024 | 05/03/2024 | 5.32000 | 5,000,000.00 | 4,934,977.78 | 0.00 | CITIGROUP GLOBAL MRKT INC |
| NTRD | 1195417940 | UNILEVER CAPITAL 05/03/24 | 02/06/2024 | 05/03/2024 | 5.29000 | 30,000,000.00 | 29,616,475.00 | 0.00 | BLAYLOCK VAN, LLC |
| NTRD | 1196589700 | PFIZER 06/05/24 | 02/06/2024 | 06/05/2024 | 5.23000 | 33,959,000.00 | 33,366,981.43 | 0.00 | GREAT PACIFIC SECURITIES |
| NTRD | 1196589703 | FAYETE AST SECUR 05/07/24 | 02/06/2024 | 05/07/2024 | 5.33000 | 50,000,000.00 | 49,326,347.22 | 0.00 | BLAYLOCK VAN, LLC |
| NTRD | 1196589704 | ATLANTIC AST SEC 06/05/24 | 02/06/2024 | 06/05/2024 | 5.24000 | 15,000,000.00 | 14,738,000.00 | 0.00 | MISCHLER FINANCIAL GROUP INC. |
| NTRD | 1196589706 | CAFCO 05/20/24 | 02/06/2024 | 05/20/2024 | 5.29000 | 50,000,000.00 | 49,235,888.89 | 0.00 | J.P. MORGAN SECURITIES LLC |
| NTRD | 1196589707 | ATLANTIC AST SEC 06/05/24 | 02/06/2024 | 06/05/2024 | 5.24000 | 50,000,000.00 | 49,126,666.67 | 0.00 | MISCHLER FINANCIAL GROUP INC. |
| NTRD | 1197358633 | UNILEVER CAPITAL 05/06/24 | 02/09/2024 | 05/06/2024 | 5.29000 | 50,000,000.00 | 49,360,791.67 | 0.00 | MIZUHO SECURITIES USA LLC |
| NTRD | 1197358641 | CAFCO 05/20/24 | 02/07/2024 | 05/20/2024 | 5.29000 | 50,000,000.00 | 49,243,236.11 | 0.00 | J.P. MORGAN SECURITIES LLC |
| NTRD | 1197358644 | JOHNSON&JOHNSON 05/08/24 | 02/07/2024 | 05/08/2024 | 5.21000 | 50,000,000.00 | 49,341,513.89 | 0.00 | SIEBERT WILLIAMS SHANK & CO. LLC |
| NTRD | 1197358645 | CRC FUNDING 05/20/24 | 02/07/2024 | 05/20/2024 | 5.29000 | 50,000,000.00 | 49,243,236.11 | 0.00 | J.P. MORGAN SECURITIES LLC |
| NTRD | 1197358646 | JOHNSON&JOHNSON 05/06/24 | 02/08/2024 | 05/06/2024 | 5.21000 | 50,000,000.00 | 49,363,222.22 | 0.00 | BLAYLOCK VAN, LLC |
| NTRD | 1197358649 | OLD LINE FDG 05/13/24 | 02/09/2024 | 05/13/2024 | 5.27000 | 50,000,000.00 | 49,311,972.22 | 0.00 | RBC CAPITAL MARKETS, LLC |
| NTRD | 1199147293 | CREDIT AGRI NY 02/13/24 MATD | 02/08/2024 | 02/13/2024 | 5.27000 | 50,000,000.00 | 49,963,402.78 | 0.00 | MISCHLER FINANCIAL GROUP INC. |
| NTRD | 1199147294 | NATIXIS NY 05/13/24 | 02/08/2024 | 05/13/2024 | 5.27000 | 50,000,000.00 | 49,304,652.78 | 0.00 | BLAYLOCK VAN, LLC |
| NTRD | 1199147295 | CAFCO 06/03/24 | 02/08/2024 | 06/03/2024 | 5.28000 | 50,000,000.00 | 49,149,333.33 | 0.00 | CITIGROUP GLOBAL MRKT INC |
| NTRD | 1199147296 | NATIXIS NY 05/13/24 | 02/08/2024 | 05/13/2024 | 5.27000 | 50,000,000.00 | 49,304,652.78 | 0.00 | BLAYLOCK VAN, LLC |
| NTRD | 1199147297 | SHEFFIELD RECEIV 05/03/24 | 02/08/2024 | 05/03/2024 | 5.32000 | 50,000,000.00 | 49,371,944.44 | 0.00 | GREAT PACIFIC SECURITIES |
| NTRD | 1199147302 | CREDIT AGRI NY 02/13/24 MATD | 02/08/2024 | 02/13/2024 | 5.27000 | 16,468,000.00 | 16,455,946.34 | 0.00 | MISCHLER FINANCIAL GROUP INC. |
| NTRD | 1199147303 | JUPITER SECU 05/02/24 | 02/08/2024 | 05/02/2024 | 5.31000 | 42,500,000.00 | 41,973,425.00 | 0.00 | MISCHLER FINANCIAL GROUP INC. |
| NTRD | 1200055706 | CRC FUNDING 06/05/24 | 02/09/2024 | 06/05/2024 | 5.28000 | 50,000,000.00 | 49,142,000.00 | 0.00 | J.P. MORGAN SECURITIES LLC |
| NTRD | 1200055708 | CRC FUNDING 06/04/24 | 02/09/2024 | 06/04/2024 | 5.27000 | 25,000,000.00 | 24,575,472.22 | 0.00 | GREAT PACIFIC SECURITIES |
| NTRD | 1200055709 | CRC FUNDING 06/04/24 | 02/09/2024 | 06/04/2024 | 5.27000 | 50,000,000.00 | 49,150,944.44 | 0.00 | GREAT PACIFIC SECURITIES |
| NTRD | 1200055710 | CREDIT AGRI NY 02/13/24 MATD | 02/09/2024 | 02/13/2024 | 5.27000 | 50,000,000.00 | 49,970,722.22 | 0.00 | MISCHLER FINANCIAL GROUP INC. |
| NTRD | 1200055712 | CREDIT AGRI NY 02/13/24 MATD | 02/09/2024 | 02/13/2024 | 5.27000 | 50,000,000.00 | 49,970,722.22 | 0.00 | MISCHLER FINANCIAL GROUP INC. |
| NTRD | 1200782707 | CREDIT AGRI NY 02/13/24 MATD | 02/12/2024 | 02/13/2024 | 5.26000 | 50,000,000.00 | 49,992,694.44 | 0.00 | GREAT PACIFIC SECURITIES |
| NTRD | 1200782708 | SHEFFIELD RECEIV 05/15/24 | 02/12/2024 | 05/15/2024 | 5.32000 | 50,000,000.00 | 49,312,833.33 | 0.00 | BLAYLOCK VAN, LLC |
| NTRD | 1200782709 | CRC FUNDING 06/10/24 | 02/12/2024 | 06/10/2024 | 5.27000 | 50,000,000.00 | 49,128,986.11 | 0.00 | J.P. MORGAN SECURITIES LLC |
| NTRD | 1200782711 | CREDIT AGRI NY 02/13/24 MATD | 02/12/2024 | 02/13/2024 | 5.26000 | 50,000,000.00 | 49,992,694.44 | 0.00 | GREAT PACIFIC SECURITIES |
| NTRD | 1200782712 | TOYOTA MOTOR CRD 05/31/24 | 02/13/2024 | 05/31/2024 | 5.29000 | 50,000,000.00 | 49,206,500.00 | 0.00 | TOYOTA FINANCE (FINANCIAL) SERVICES |
| NTRD | 1200782713 | CREDIT AGRI NY 02/13/24 MATD | 02/12/2024 | 02/13/2024 | 5.26000 | 50,000,000.00 | 49,992,694.44 | 0.00 | GREAT PACIFIC SECURITIES |
| NTRD | 1200782717 | UNILEVER CAPITAL 05/03/24 | 02/12/2024 | 05/03/2024 | 5.25000 | 50,000,000.00 | 49,409,375.00 | 0.00 | MIZUHO SECURITIES USA LLC |
| NTRD | 1200782718 | TOYOTA MOTOR CRD 05/30/24 | 02/12/2024 | 05/30/2024 | 5.29000 | 50,000,000.00 | 49,206,500.00 | 0.00 | TOYOTA FINANCE (FINANCIAL) SERVICES |
| NTRD | 1200782725 | CREDIT AGRI NY 02/13/24 MATD | 02/12/2024 | 02/13/2024 | 5.26000 | 50,000,000.00 | 49,992,694.44 | 0.00 | GREAT PACIFIC SECURITIES |

LOS ANGELES COUNTY TREASURER
INVESTMENT TRANSACTIONS JOURNAL
PURCHASE DETAIL REPORT
GROUP: POOLED SURPLUS INVESTMENTS
FOR THE PERIOD: FEBRUARY 1, 2024 TO FEBRUARY 29, 2024
ATTACHMENT VIII

| Account | Original Trs ID | Description | Settle Date | Maturity Date | Rate | PAR | Principal | Accr Interest | Broker/Dealer |
|---------|-----------------|------------------------------|-------------|---------------|---------|---------------|---------------|---------------|-------------------------------------|
| NTRD | 1200782740 | CRC FUNDING 06/10/24 | 02/12/2024 | 06/10/2024 | 5.27000 | 50,000,000.00 | 49,128,986.11 | 0.00 | J.P. MORGAN SECURITIES LLC |
| NTRD | 1201525390 | CRC FUNDING 06/06/24 | 02/13/2024 | 06/06/2024 | 5.27000 | 50,000,000.00 | 49,165,583.33 | 0.00 | J.P. MORGAN SECURITIES LLC |
| NTRD | 1201525391 | CRC FUNDING 06/06/24 | 02/13/2024 | 06/06/2024 | 5.27000 | 50,000,000.00 | 49,165,583.33 | 0.00 | J.P. MORGAN SECURITIES LLC |
| NTRD | 1201525392 | UNILEVER CAPITAL 05/15/24 | 02/13/2024 | 05/15/2024 | 5.30000 | 50,000,000.00 | 49,322,777.78 | 0.00 | MIZUHO SECURITIES USA LLC |
| NTRD | 1201525393 | OLD LINE FDG 05/15/24 | 02/13/2024 | 05/15/2024 | 5.28000 | 50,000,000.00 | 49,325,333.33 | 0.00 | BLAYLOCK VAN, LLC |
| NTRD | 1201525397 | THUNDER BAY FDG 06/03/24 | 02/13/2024 | 06/03/2024 | 5.26500 | 50,000,000.00 | 49,188,312.50 | 0.00 | LOOP CAPITAL MARKETS, LLC |
| NTRD | 1201526092 | MONT BLANC CAPTL 05/23/24 | 02/13/2024 | 05/23/2024 | 5.33000 | 38,229,000.00 | 37,662,998.42 | 0.00 | ING FINANCIAL MARKETS LLC |
| NTRD | 1202164086 | CREDIT AGRY NY 02/21/24 MATD | 02/14/2024 | 02/21/2024 | 5.28000 | 50,000,000.00 | 49,948,666.67 | 0.00 | MISCHLER FINANCIAL GROUP INC. |
| NTRD | 1202164087 | CAFCO 06/07/24 | 02/14/2024 | 06/07/2024 | 5.29000 | 50,000,000.00 | 49,162,416.67 | 0.00 | J.P. MORGAN SECURITIES LLC |
| NTRD | 1202164088 | OLD LINE FDG 06/03/24 | 02/14/2024 | 06/03/2024 | 5.27000 | 50,000,000.00 | 49,194,861.11 | 0.00 | MISCHLER FINANCIAL GROUP INC. |
| NTRD | 1202164091 | ATLANTIC AST SEC 05/10/24 | 02/14/2024 | 05/10/2024 | 5.31000 | 50,000,000.00 | 49,365,750.00 | 0.00 | BLAYLOCK VAN, LLC |
| NTRD | 1202164092 | OLD LINE FDG 06/03/24 | 02/14/2024 | 06/03/2024 | 5.27000 | 10,000,000.00 | 9,838,972.22 | 0.00 | MISCHLER FINANCIAL GROUP INC. |
| NTRD | 1202164094 | NATIXIS NY 02/15/24 MATD | 02/14/2024 | 02/15/2024 | 5.29000 | 50,000,000.00 | 49,992,652.78 | 0.00 | GREAT PACIFIC SECURITIES |
| NTRD | 1202164095 | CREDIT AGRY NY 02/21/24 MATD | 02/14/2024 | 02/21/2024 | 5.28000 | 50,000,000.00 | 49,948,666.67 | 0.00 | MISCHLER FINANCIAL GROUP INC. |
| NTRD | 1202164097 | NATIXIS NY 02/15/24 MATD | 02/14/2024 | 02/15/2024 | 5.29000 | 50,000,000.00 | 49,992,652.78 | 0.00 | GREAT PACIFIC SECURITIES |
| NTRD | 1202164099 | CREDIT AGRY NY 02/21/24 MATD | 02/14/2024 | 02/21/2024 | 5.28000 | 50,000,000.00 | 49,948,666.67 | 0.00 | MISCHLER FINANCIAL GROUP INC. |
| NTRD | 1202164100 | CRC FUNDING 06/07/24 | 02/14/2024 | 06/07/2024 | 5.29000 | 50,000,000.00 | 49,162,416.67 | 0.00 | J.P. MORGAN SECURITIES LLC |
| NTRD | 1202164102 | OLD LINE FDG 05/02/24 | 02/14/2024 | 05/02/2024 | 5.27000 | 50,000,000.00 | 49,429,083.33 | 0.00 | GREAT PACIFIC SECURITIES |
| NTRD | 1202164103 | CREDIT AGRY NY 02/21/24 MATD | 02/14/2024 | 02/21/2024 | 5.28000 | 50,000,000.00 | 49,948,666.67 | 0.00 | MISCHLER FINANCIAL GROUP INC. |
| NTRD | 1203356503 | MONT BLANC CAPTL 03/15/24 | 02/15/2024 | 03/15/2024 | 5.33000 | 18,417,000.00 | 18,337,924.56 | 0.00 | ING FINANCIAL MARKETS LLC |
| NTRD | 1203356507 | CREDIT AGRY NY 02/16/24 MATD | 02/15/2024 | 02/16/2024 | 5.27000 | 50,000,000.00 | 49,992,680.56 | 0.00 | MISCHLER FINANCIAL GROUP INC. |
| NTRD | 1203356511 | CAFCO 06/14/24 | 02/15/2024 | 06/14/2024 | 5.29000 | 25,000,000.00 | 24,559,166.67 | 0.00 | J.P. MORGAN SECURITIES LLC |
| NTRD | 1203356515 | CREDIT AGRY NY 02/16/24 MATD | 02/15/2024 | 02/16/2024 | 5.27000 | 50,000,000.00 | 49,992,680.56 | 0.00 | MISCHLER FINANCIAL GROUP INC. |
| NTRD | 1203356519 | CAFCO 06/11/24 | 02/15/2024 | 06/11/2024 | 5.29000 | 50,000,000.00 | 49,140,375.00 | 0.00 | J.P. MORGAN SECURITIES LLC |
| NTRD | 1203356522 | CREDIT AGRY NY 02/16/24 MATD | 02/15/2024 | 02/16/2024 | 5.27000 | 50,000,000.00 | 49,992,680.56 | 0.00 | MISCHLER FINANCIAL GROUP INC. |
| NTRD | 1203356529 | CAFCO 06/14/24 | 02/15/2024 | 06/14/2024 | 5.29000 | 50,000,000.00 | 49,118,333.33 | 0.00 | J.P. MORGAN SECURITIES LLC |
| NTRD | 1203356530 | SHEFFIELD RECEIV 05/15/24 | 02/15/2024 | 05/15/2024 | 5.32000 | 50,000,000.00 | 49,335,000.00 | 0.00 | MISCHLER FINANCIAL GROUP INC. |
| NTRD | 1203356531 | CREDIT AGRY NY 02/16/24 MATD | 02/15/2024 | 02/16/2024 | 5.27000 | 50,000,000.00 | 49,992,680.56 | 0.00 | MISCHLER FINANCIAL GROUP INC. |
| NTRD | 1203356532 | CAFCO 06/10/24 | 02/15/2024 | 06/10/2024 | 5.29000 | 50,000,000.00 | 49,147,722.22 | 0.00 | CITIGROUP GLOBAL MRKT INC |
| NTRD | 1203360359 | THUNDER BAY FDG 05/15/24 | 02/16/2024 | 05/15/2024 | 5.28000 | 50,000,000.00 | 49,347,333.33 | 0.00 | RBC CAPITAL MARKETS, LLC |
| NTRD | 1205054732 | CREDIT AGRY NY 02/20/24 MATD | 02/16/2024 | 02/20/2024 | 5.27000 | 50,000,000.00 | 49,970,722.22 | 0.00 | MISCHLER FINANCIAL GROUP INC. |
| NTRD | 1205054733 | OLD LINE FDG 05/20/24 | 02/20/2024 | 05/20/2024 | 5.27000 | 50,000,000.00 | 49,341,250.00 | 0.00 | GREAT PACIFIC SECURITIES |
| NTRD | 1205054735 | CREDIT AGRY NY 02/20/24 MATD | 02/16/2024 | 02/20/2024 | 5.27000 | 50,000,000.00 | 49,970,722.22 | 0.00 | MISCHLER FINANCIAL GROUP INC. |
| NTRD | 1205054736 | MICROSOFT 05/20/24 | 02/20/2024 | 05/20/2024 | 5.25000 | 50,000,000.00 | 49,343,750.00 | 0.00 | MISCHLER FINANCIAL GROUP INC. |
| NTRD | 1205054738 | FAYETE AST SECUR 05/07/24 | 02/16/2024 | 05/07/2024 | 5.32000 | 25,000,000.00 | 24,700,750.00 | 0.00 | J.P. MORGAN SECURITIES LLC |
| NTRD | 1205054739 | MICROSOFT 05/20/24 | 02/20/2024 | 05/20/2024 | 5.25000 | 50,000,000.00 | 49,343,750.00 | 0.00 | MISCHLER FINANCIAL GROUP INC. |
| NTRD | 1205054740 | CREDIT AGRY NY 02/20/24 MATD | 02/16/2024 | 02/20/2024 | 5.27000 | 50,000,000.00 | 49,970,722.22 | 0.00 | MISCHLER FINANCIAL GROUP INC. |
| NTRD | 1205054741 | FAYETE AST SECUR 05/15/24 | 02/16/2024 | 05/15/2024 | 5.32000 | 35,000,000.00 | 34,539,672.22 | 0.00 | RBC CAPITAL MARKETS, LLC |
| NTRD | 1205054742 | MICROSOFT 05/15/24 | 02/16/2024 | 05/15/2024 | 5.26000 | 50,000,000.00 | 49,349,805.56 | 0.00 | SIEBERT WILLIAMS SHANK & CO. LLC |
| NTRD | 1205054743 | THUNDER BAY FDG 05/20/24 | 02/16/2024 | 05/20/2024 | 5.28000 | 40,000,000.00 | 39,448,533.33 | 0.00 | BLAYLOCK VAN, LLC |
| NTRD | 1205059290 | ATLANTIC AST SEC 05/23/24 | 02/16/2024 | 05/23/2024 | 5.31000 | 50,000,000.00 | 49,284,625.00 | 0.00 | BLAYLOCK VAN, LLC |
| NTRD | 1206662597 | CREDIT AGRY NY 02/21/24 MATD | 02/20/2024 | 02/21/2024 | 5.26000 | 50,000,000.00 | 49,992,694.44 | 0.00 | GREAT PACIFIC SECURITIES |
| NTRD | 1206662598 | CAFCO 06/10/24 | 02/20/2024 | 06/10/2024 | 5.29000 | 25,000,000.00 | 24,592,229.17 | 0.00 | J.P. MORGAN SECURITIES LLC |
| NTRD | 1206662599 | TOYOTA MOTOR CRD 05/30/24 | 02/21/2024 | 05/30/2024 | 5.31000 | 50,000,000.00 | 49,269,875.00 | 0.00 | TOYOTA FINANCE (FINANCIAL) SERVICES |
| NTRD | 1206662600 | TOYOTA MOTOR CRD 05/30/24 | 02/21/2024 | 05/30/2024 | 5.31000 | 50,000,000.00 | 49,269,875.00 | 0.00 | TOYOTA FINANCE (FINANCIAL) SERVICES |
| NTRD | 1206662601 | CAFCO 06/10/24 | 02/20/2024 | 06/10/2024 | 5.29000 | 50,000,000.00 | 49,184,458.33 | 0.00 | J.P. MORGAN SECURITIES LLC |
| NTRD | 1206662602 | CREDIT AGRY NY 02/21/24 MATD | 02/20/2024 | 02/21/2024 | 5.26000 | 50,000,000.00 | 49,992,694.44 | 0.00 | GREAT PACIFIC SECURITIES |
| NTRD | 1206664918 | MONT BLANC CAPTL 05/21/24 | 02/20/2024 | 05/21/2024 | 5.32000 | 29,943,000.00 | 29,540,333.19 | 0.00 | BLAYLOCK VAN, LLC |
| NTRD | 1206664919 | OLD LINE FDG 06/11/24 | 02/20/2024 | 06/11/2024 | 5.26000 | 50,000,000.00 | 49,181,777.78 | 0.00 | LOOP CAPITAL MARKETS, LLC |
| NTRD | 1206664920 | CANCARA ASSETSEC 05/31/24 | 02/22/2024 | 05/31/2024 | 5.32000 | 50,000,000.00 | 49,268,500.00 | 0.00 | J.P. MORGAN SECURITIES LLC |
| NTRD | 1206664921 | MONT BLANC CAPTL 05/21/24 | 02/21/2024 | 05/21/2024 | 5.32000 | 14,993,000.00 | 14,793,593.10 | 0.00 | ING FINANCIAL MARKETS LLC |
| NTRD | 1206664922 | CIESCO 02/21/24 MATD | 02/20/2024 | 02/21/2024 | 5.30000 | 19,000,000.00 | 18,997,202.78 | 0.00 | GREAT PACIFIC SECURITIES |
| NTRD | 1206664923 | CANCARA ASSETSEC 05/20/24 | 02/20/2024 | 05/20/2024 | 5.32000 | 12,000,000.00 | 11,840,400.00 | 0.00 | J.P. MORGAN SECURITIES LLC |
| NTRD | 1206664924 | CANCARA ASSETSEC 05/20/24 | 02/20/2024 | 05/20/2024 | 5.32000 | 50,000,000.00 | 49,335,000.00 | 0.00 | J.P. MORGAN SECURITIES LLC |

LOS ANGELES COUNTY TREASURER
INVESTMENT TRANSACTIONS JOURNAL
PURCHASE DETAIL REPORT
GROUP: POOLED SURPLUS INVESTMENTS
FOR THE PERIOD: FEBRUARY 1, 2024 TO FEBRUARY 29, 2024
ATTACHMENT VIII

| Account | Original Trs ID | Description | Settle Date | Maturity Date | Rate | PAR | Principal | Accr Interest | Broker/Dealer |
|--------------------------|-----------------|------------------------------|-------------|---------------|---------|-------------------------|-------------------------|---------------|------------------------------------|
| NTRD | 1207761576 | JOHNSON&JOHNSON 05/22/24 | 02/21/2024 | 05/22/2024 | 5.26000 | 50,000,000.00 | 49,335,194.44 | 0.00 | SIEBERT WILLIAMS SHANK & CO. LLC |
| NTRD | 1207761577 | TD 05/20/24 | 02/21/2024 | 05/20/2024 | 5.29000 | 50,000,000.00 | 49,346,097.22 | 0.00 | GREAT PACIFIC SECURITIES |
| NTRD | 1207761578 | JOHNSON&JOHNSON 05/22/24 | 02/21/2024 | 05/22/2024 | 5.26000 | 50,000,000.00 | 49,335,194.44 | 0.00 | SIEBERT WILLIAMS SHANK & CO. LLC |
| NTRD | 1207763392 | CANCARA ASSETSEC 05/24/24 | 02/22/2024 | 05/24/2024 | 5.32000 | 50,000,000.00 | 49,320,222.22 | 0.00 | J.P. MORGAN SECURITIES LLC |
| NTRD | 1208378683 | TD 05/15/24 | 02/22/2024 | 05/15/2024 | 5.29000 | 50,000,000.00 | 49,390,180.56 | 0.00 | GREAT PACIFIC SECURITIES |
| NTRD | 1208378685 | AUTOBAHN FUND 05/20/24 | 02/22/2024 | 05/20/2024 | 5.30000 | 50,000,000.00 | 49,352,222.22 | 0.00 | BLAYLOCK VAN, LLC |
| NTRD | 1209968186 | CRC FUNDING 06/20/24 | 02/23/2024 | 06/20/2024 | 5.30000 | 50,000,000.00 | 49,131,388.89 | 0.00 | J.P. MORGAN SECURITIES LLC |
| NTRD | 1209968187 | OLD LINE FDG 06/06/24 | 02/23/2024 | 06/06/2024 | 5.28000 | 50,000,000.00 | 49,237,333.33 | 0.00 | RBC CAPITAL MARKETS, LLC |
| NTRD | 1209968189 | ATLANTIC AST SEC 05/23/24 | 02/26/2024 | 05/23/2024 | 5.31000 | 30,000,000.00 | 29,615,025.00 | 0.00 | BLAYLOCK VAN, LLC |
| NTRD | 1209968190 | CAFCO 06/20/24 | 02/23/2024 | 06/20/2024 | 5.30000 | 50,000,000.00 | 49,131,388.89 | 0.00 | CITIGROUP GLOBAL MRKT INC |
| NTRD | 1209968191 | THUNDER BAY FDG 05/30/24 | 02/26/2024 | 05/30/2024 | 5.28000 | 50,000,000.00 | 49,310,666.67 | 0.00 | RBC CAPITAL MARKETS, LLC |
| NTRD | 1209968192 | UNILEVER CAPITAL 05/22/24 | 02/23/2024 | 05/22/2024 | 5.30000 | 12,846,000.00 | 12,677,681.72 | 0.00 | J.P. MORGAN SECURITIES LLC |
| NTRD | 1210762991 | CANCARA ASSETSEC 06/03/24 | 02/26/2024 | 06/03/2024 | 5.33000 | 50,000,000.00 | 49,274,527.78 | 0.00 | J.P. MORGAN SECURITIES LLC |
| NTRD | 1210762992 | ATLANTIC AST SEC 05/31/24 | 02/29/2024 | 05/31/2024 | 5.32000 | 50,000,000.00 | 49,320,222.22 | 0.00 | BLAYLOCK VAN, LLC |
| NTRD | 1210762997 | CIBC 06/07/24 | 02/28/2024 | 06/07/2024 | 5.30000 | 50,000,000.00 | 49,263,888.89 | 0.00 | J.P. MORGAN SECURITIES LLC |
| NTRD | 1210762999 | THUNDER BAY FDG 05/20/24 | 02/28/2024 | 05/20/2024 | 5.29000 | 50,000,000.00 | 49,397,527.78 | 0.00 | CITIGROUP GLOBAL MRKT INC |
| NTRD | 1210763000 | CIBC 06/07/24 | 02/28/2024 | 06/07/2024 | 5.30000 | 50,000,000.00 | 49,263,888.89 | 0.00 | J.P. MORGAN SECURITIES LLC |
| NTRD | 1210763001 | CANCARA ASSETSEC 06/03/24 | 02/26/2024 | 06/03/2024 | 5.33000 | 50,000,000.00 | 49,274,527.78 | 0.00 | J.P. MORGAN SECURITIES LLC |
| NTRD | 1213311331 | CANCARA ASSETSEC 05/28/24 | 02/27/2024 | 05/28/2024 | 5.33000 | 50,000,000.00 | 49,326,347.22 | 0.00 | J.P. MORGAN SECURITIES LLC |
| NTRD | 1213311333 | TD 05/31/24 | 02/27/2024 | 05/31/2024 | 5.30000 | 50,000,000.00 | 49,308,055.56 | 0.00 | BLAYLOCK VAN, LLC |
| NTRD | 1213311340 | THUNDER BAY FDG 05/17/24 | 02/27/2024 | 05/17/2024 | 5.29000 | 50,000,000.00 | 49,412,222.22 | 0.00 | RBC CAPITAL MARKETS, LLC |
| NTRD | 1213311341 | CANCARA ASSETSEC 05/28/24 | 02/27/2024 | 05/28/2024 | 5.33000 | 50,000,000.00 | 49,326,347.22 | 0.00 | J.P. MORGAN SECURITIES LLC |
| NTRD | 1213311342 | OLD LINE FDG 05/22/24 | 02/27/2024 | 05/22/2024 | 5.28000 | 50,000,000.00 | 49,376,666.67 | 0.00 | BLAYLOCK VAN, LLC |
| NTRD | 1214367399 | MICROSOFT 04/29/24 | 02/28/2024 | 04/29/2024 | 5.29000 | 50,000,000.00 | 49,551,819.44 | 0.00 | SIEBERT WILLIAMS SHANK & CO. LLC |
| NTRD | 1214367402 | PEPSICO 07/25/24 | 02/28/2024 | 07/25/2024 | 5.19000 | 50,000,000.00 | 48,933,166.67 | 0.00 | BLAYLOCK VAN, LLC |
| NTRD | 1214367405 | PEPSICO 07/22/24 | 02/28/2024 | 07/22/2024 | 5.19000 | 50,000,000.00 | 48,954,791.67 | 0.00 | SIEBERT WILLIAMS SHANK & CO. LLC |
| NTRD | 1214367406 | TD 06/03/24 | 02/29/2024 | 06/03/2024 | 5.29000 | 50,000,000.00 | 49,302,013.89 | 0.00 | MISCHLER FINANCIAL GROUP INC. |
| NTRD | 1214367407 | CREDIT AGRI NY 05/08/24 | 02/28/2024 | 05/08/2024 | 5.25000 | 38,985,000.00 | 38,587,028.13 | 0.00 | GREAT PACIFIC SECURITIES |
| NTRD | 1214367408 | CANCARA ASSETSEC 06/07/24 | 02/28/2024 | 06/07/2024 | 5.33000 | 50,000,000.00 | 49,259,722.22 | 0.00 | J.P. MORGAN SECURITIES LLC |
| NTRD | 1214367411 | TD 06/03/24 | 02/29/2024 | 06/03/2024 | 5.29000 | 50,000,000.00 | 49,302,013.89 | 0.00 | MISCHLER FINANCIAL GROUP INC. |
| NTRD | 1215297642 | PEPSICO 07/22/24 | 02/29/2024 | 07/22/2024 | 5.19000 | 50,000,000.00 | 48,962,000.00 | 0.00 | MIZUHO SECURITIES USA LLC |
| NTRD | 1215297643 | CRC FUNDING 06/25/24 | 02/29/2024 | 06/25/2024 | 5.30000 | 23,350,000.00 | 22,947,796.25 | 0.00 | BLAYLOCK VAN, LLC |
| NTRD | 1215297644 | CRC FUNDING 06/25/24 | 02/29/2024 | 06/25/2024 | 5.30000 | 50,000,000.00 | 49,138,750.00 | 0.00 | BLAYLOCK VAN, LLC |
| NTRD | 1215297646 | CREDIT AGRI NY 05/14/24 | 02/29/2024 | 05/14/2024 | 5.25000 | 50,000,000.00 | 49,453,125.00 | 0.00 | GREAT PACIFIC SECURITIES |
| NTRD | 1215297651 | CREDIT AGRI NY 03/01/24 MATD | 02/29/2024 | 03/01/2024 | 5.27000 | 27,650,000.00 | 27,645,952.35 | 0.00 | GREAT PACIFIC SECURITIES |
| NTRD | 1215297652 | FAYETE AST SECUR 06/20/24 | 02/29/2024 | 06/20/2024 | 5.32000 | 20,000,000.00 | 19,668,977.78 | 0.00 | J.P. MORGAN SECURITIES LLC |
| NTRD | 1215297653 | CIESCO 03/01/24 MATD | 02/29/2024 | 03/01/2024 | 5.31000 | 27,385,000.00 | 27,380,960.71 | 0.00 | CITIGROUP GLOBAL MRKT INC |
| NTRD | 1215297654 | CREDIT AGRI NY 03/01/24 MATD | 02/29/2024 | 03/01/2024 | 5.27000 | 50,000,000.00 | 49,992,680.56 | 0.00 | GREAT PACIFIC SECURITIES |
| CPD TOTAL | | | | | | 6,722,553,000.00 | 6,642,814,957.18 | 0.00 | |
| NTRD | 1215324857 | LAC CAL BAN | 02/29/2024 | 06/30/2026 | 5.82400 | 10,000,000.00 | 10,000,000.00 | 0.00 | N/A |
| LAC CAL BAN TOTAL | | | | | | 10,000,000.00 | 10,000,000.00 | 0.00 | |
| NTRD | 1195417908 | US TREASURY BILL 05/16/24 | 02/05/2024 | 05/16/2024 | 5.18000 | 50,000,000.00 | 49,273,361.11 | 0.00 | DAIWA CAPITAL MARKETS AMERICA INC. |
| NTRD | 1195417933 | US TREASURY BILL 05/16/24 | 02/05/2024 | 05/16/2024 | 5.18000 | 50,000,000.00 | 49,273,361.11 | 0.00 | DAIWA CAPITAL MARKETS AMERICA INC. |
| NTRD | 1196589701 | US TREASURY BILL 05/28/24 | 02/06/2024 | 05/28/2024 | 5.16500 | 50,000,000.00 | 49,196,555.56 | 0.00 | MORGAN KEEGAN & COMPANY, INC. |
| NTRD | 1197358637 | US TREASURY BILL 05/09/24 | 02/07/2024 | 05/09/2024 | 5.21000 | 50,000,000.00 | 49,334,277.78 | 0.00 | US BANCORP ADVISORS |
| NTRD | 1197358647 | US TREASURY BILL 05/09/24 | 02/07/2024 | 05/09/2024 | 5.21000 | 50,000,000.00 | 49,334,277.78 | 0.00 | US BANCORP ADVISORS |
| NTRD | 1199147298 | US TREASURY BILL 05/09/24 | 02/08/2024 | 05/09/2024 | 5.20000 | 50,000,000.00 | 49,342,777.78 | 0.00 | PIPER SANDLER COMPANIES |
| NTRD | 1201525395 | US TREASURY BILL 05/23/24 | 02/13/2024 | 05/23/2024 | 5.18000 | 50,000,000.00 | 49,280,555.56 | 0.00 | UBS SECURITIES LLC |
| NTRD | 1201525396 | US TREASURY BILL 05/23/24 | 02/13/2024 | 05/23/2024 | 5.18000 | 50,000,000.00 | 49,280,555.56 | 0.00 | UBS SECURITIES LLC |
| NTRD | 1202164089 | US TREASURY BILL 06/04/24 | 02/14/2024 | 06/04/2024 | 5.20000 | 50,000,000.00 | 49,198,333.33 | 0.00 | WELLS FARGO |
| NTRD | 1202164093 | US TREASURY BILL 05/28/24 | 02/14/2024 | 05/28/2024 | 5.21000 | 50,000,000.00 | 49,247,444.44 | 0.00 | US BANCORP ADVISORS |
| NTRD | 1202164096 | US TREASURY BILL 05/28/24 | 02/14/2024 | 05/28/2024 | 5.21000 | 50,000,000.00 | 49,247,444.44 | 0.00 | US BANCORP ADVISORS |
| NTRD | 1202164098 | US TREASURY BILL 06/04/24 | 02/14/2024 | 06/04/2024 | 5.20000 | 50,000,000.00 | 49,198,333.33 | 0.00 | WELLS FARGO |
| NTRD | 1205054734 | US TREASURY BILL 05/16/24 | 02/16/2024 | 05/16/2024 | 5.22000 | 50,000,000.00 | 49,347,500.00 | 0.00 | DAIWA CAPITAL MARKETS AMERICA INC. |

LOS ANGELES COUNTY TREASURER
 INVESTMENT TRANSACTIONS JOURNAL
 PURCHASE DETAIL REPORT
 GROUP: POOLED SURPLUS INVESTMENTS
 FOR THE PERIOD: FEBRUARY 1, 2024 TO FEBRUARY 29, 2024
 ATTACHMENT VIII

| Account | Original Trs ID | Description | Settle Date | Maturity Date | Rate | PAR | Principal | Accr Interest | Broker/Dealer |
|-------------------------|-----------------|---------------------------|-------------|---------------|---------|--------------------------|-------------------------|---------------|------------------------------------|
| NTRD | 1205054737 | US TREASURY BILL 05/16/24 | 02/16/2024 | 05/16/2024 | 5.22000 | 50,000,000.00 | 49,347,500.00 | 0.00 | DAIWA CAPITAL MARKETS AMERICA INC. |
| NTRD | 1207761572 | US TREASURY BILL 05/23/24 | 02/21/2024 | 05/23/2024 | 5.21000 | 50,000,000.00 | 49,334,277.78 | 0.00 | PIPER SANDLER COMPANIES |
| NTRD | 1207761573 | US TREASURY BILL 05/21/24 | 02/21/2024 | 05/21/2024 | 5.20000 | 50,000,000.00 | 49,350,000.00 | 0.00 | KEYBANC CAPITAL MARKETS INC. |
| NTRD | 1208378682 | US TREASURY BILL 05/14/24 | 02/22/2024 | 05/14/2024 | 5.20750 | 50,000,000.00 | 49,406,923.61 | 0.00 | US BANCORP ADVISORS |
| NTRD | 1208378684 | US TREASURY BILL 05/14/24 | 02/22/2024 | 05/14/2024 | 5.20750 | 25,055,000.00 | 24,757,809.42 | 0.00 | US BANCORP ADVISORS |
| NTRD | 1210762993 | US TREASURY BILL 05/02/24 | 02/26/2024 | 05/02/2024 | 5.25500 | 50,000,000.00 | 49,518,291.67 | 0.00 | DAIWA CAPITAL MARKETS AMERICA INC. |
| NTRD | 1210762998 | US TREASURY BILL 05/02/24 | 02/26/2024 | 05/02/2024 | 5.25500 | 50,000,000.00 | 49,518,291.67 | 0.00 | DAIWA CAPITAL MARKETS AMERICA INC. |
| NTRD | 1213311336 | US TREASURY BILL 05/30/24 | 02/27/2024 | 05/30/2024 | 5.19000 | 50,000,000.00 | 49,329,625.00 | 0.00 | UBS SECURITIES LLC |
| NTRD | 1213311337 | US TREASURY BILL 05/30/24 | 02/27/2024 | 05/30/2024 | 5.19000 | 50,000,000.00 | 49,329,625.00 | 0.00 | UBS SECURITIES LLC |
| NTRD | 1214367404 | US TREASURY BILL 05/23/24 | 02/28/2024 | 05/23/2024 | 5.23000 | 50,000,000.00 | 49,382,569.44 | 0.00 | WELLS FARGO |
| NTRD | 1214367409 | US TREASURY BILL 06/06/24 | 02/28/2024 | 06/06/2024 | 5.20000 | 50,000,000.00 | 49,285,000.00 | 0.00 | PIPER SANDLER COMPANIES |
| NTRD | 1214367410 | US TREASURY BILL 06/06/24 | 02/28/2024 | 06/06/2024 | 5.20000 | 50,000,000.00 | 49,285,000.00 | 0.00 | PIPER SANDLER COMPANIES |
| NTRD | 1215297641 | US TREASURY BILL 06/04/24 | 02/29/2024 | 06/04/2024 | 5.19000 | 50,000,000.00 | 49,308,000.00 | 0.00 | UBS SECURITIES LLC |
| NTRD | 1215297648 | US TREASURY BILL 06/04/24 | 02/29/2024 | 06/04/2024 | 5.19000 | 50,000,000.00 | 49,308,000.00 | 0.00 | UBS SECURITIES LLC |
| US TBILLS TOTAL | | | | | | 1,412,274,000.00 | 1,393,173,381.50 | 0.00 | |
| NTRD - PSI TOTAL | | | | | | 10,013,234,000.00 | 9,898,794,799.84 | 0.00 | |
| PSI TOTAL | | | | | | 10,013,234,000.00 | 9,898,794,799.84 | 0.00 | |

LOS ANGELES COUNTY TREASURER
INVESTMENT TRANSACTIONS JOURNAL
CALLS-SALES REPORT
GROUP: POOLED SURPLUS INVESTMENTS
FOR THE PERIOD: FEBRUARY 1, 2024 TO FEBRUARY 29, 2024
ATTACHMENT VIII

| Account | Original Trs ID | Description | CUSIP | Settle Date | Maturity Date | Rate | PAR | Principal | Interest | Settlement Amount |
|-----------------------|-----------------|---------------------------------|-----------|-------------|---------------|---------|-----------------------|-----------------------|---------------------|-----------------------|
| NTRD | 1202741876 | FEDERAL HOME LOAN MORTGAGE CORP | 3134GYZN5 | 02/14/2024 | 08/14/2026 | 5.75000 | 0.00 | 0.00 | 710,763.89 | 710,763.89 |
| NTRD | 1202741922 | FEDERAL HOME LOAN MORTGAGE CORP | 3134GYZN5 | 02/14/2024 | 08/14/2026 | 5.75000 | 25,000,000.00 | 25,000,000.00 | 0.00 | 25,000,000.00 |
| NTRD | 1205593742 | FEDERAL HOME LOAN MORTGAGE CORP | 3134GYYH9 | 02/16/2024 | 08/16/2027 | 5.90000 | 0.00 | 0.00 | 737,500.00 | 737,500.00 |
| NTRD | 1205593847 | FEDERAL HOME LOAN MORTGAGE CORP | 3134GYYH9 | 02/16/2024 | 08/16/2027 | 5.90000 | 25,000,000.00 | 25,000,000.00 | 0.00 | 25,000,000.00 |
| NTRD | 1210542947 | FEDERAL HOME LOAN MORTGAGE CORP | 3134GYZ62 | 02/23/2024 | 08/23/2027 | 5.90000 | 0.00 | 0.00 | 733,402.78 | 733,402.78 |
| NTRD | 1209972669 | FEDERAL HOME LOAN MORTGAGE CORP | 3134GYZ62 | 02/23/2024 | 08/23/2027 | 5.90000 | 25,000,000.00 | 25,000,000.00 | 0.00 | 25,000,000.00 |
| NTRD | 1214048613 | FEDERAL HOME LOAN MORTGAGE CORP | 3134H1AP8 | 02/27/2024 | 08/27/2027 | 6.00000 | 0.00 | 0.00 | 741,666.67 | 741,666.67 |
| NTRD | 1214048668 | FEDERAL HOME LOAN MORTGAGE CORP | 3134H1AP8 | 02/27/2024 | 08/27/2027 | 6.00000 | 25,000,000.00 | 25,000,000.00 | 0.00 | 25,000,000.00 |
| NTRD | 1214048617 | FEDERAL HOME LOAN MORTGAGE CORP | 3134H1AV5 | 02/27/2024 | 08/27/2027 | 6.00000 | 0.00 | 0.00 | 1,483,333.33 | 1,483,333.33 |
| NTRD | 1214048669 | FEDERAL HOME LOAN MORTGAGE CORP | 3134H1AV5 | 02/27/2024 | 08/27/2027 | 6.00000 | 50,000,000.00 | 50,000,000.00 | 0.00 | 50,000,000.00 |
| NTRD-PSI TOTAL | | | | | | | 150,000,000.00 | 150,000,000.00 | 4,406,666.67 | 154,406,666.67 |
| PSI TOTAL | | | | | | | 150,000,000.00 | 150,000,000.00 | 4,406,666.67 | 154,406,666.67 |

LOS ANGELES COUNTY TREASURER
 COMPARISON OF INVESTMENT COST TO MARKET VALUE
 AS OF FEBRUARY 29, 2024
 ATTACHMENT IX

| SECURITY TYPE | POOLED | | | SPECIFIC PURPOSE | | |
|-----------------------|-----------------------------------|-----------------------------------|------------------------------------|--------------------------------|--------------------------------|---------------------------------|
| | Amortized Cost | Market Value | Mkt Value Difference | Amortized Cost | Market Value | Mkt Value Difference |
| Collateralized CD's | \$0.00 | \$0.00 | \$0.00 | \$0.00 | \$0.00 | \$0.00 |
| Negotiable CD's | 2,300,000,000.00 | 2,300,617,000.00 | 617,000.00 | 0.00 | 0.00 | 0.00 |
| Euro CD's | 0.00 | 0.00 | 0.00 | 0.00 | 0.00 | 0.00 |
| Bankers Acceptances | 0.00 | 0.00 | 0.00 | 0.00 | 0.00 | 0.00 |
| Commercial Paper | 14,965,938,937.83 | 14,963,749,449.04 | (2,189,488.79) | 0.00 | 0.00 | 0.00 |
| Governments | 10,356,043,376.49 | 10,112,805,206.08 | (243,238,170.41) | 68,116,566.68 | 68,033,500.00 | (83,066.68) |
| Agencies | 28,859,479,677.09 | 26,704,555,221.45 | (2,154,924,455.64) | 217,411,946.37 | 193,791,020.95 | (23,620,925.42) |
| Municipals | 38,178,079.40 | 37,764,480.00 | (413,599.40) | 2,060,000.00 | 2,060,000.00 | 0.00 |
| Corp. & Deposit Notes | 10,998,698.17 | 10,841,380.00 | (157,318.17) | 0.00 | 0.00 | 0.00 |
| Repurchase Agreements | 0.00 | 0.00 | 0.00 | 0.00 | 0.00 | 0.00 |
| Asset Backed | 0.00 | 0.00 | 0.00 | 0.00 | 0.00 | 0.00 |
| Other | 0.00 | 0.00 | 0.00 | 42,380,276.04 | 42,380,276.04 | 0.00 |
| TOTAL | <u>\$56,530,638,768.98</u> | <u>\$54,130,332,736.57</u> | <u>(\$2,400,306,032.41)</u> | <u>\$329,968,789.09</u> | <u>\$306,264,796.99</u> | <u>(\$23,703,992.10)</u> |

Market Pricing Policies and Source:

The Pooled Surplus Investment Portfolio (PSI) is market priced monthly using Citibank Valuation Total Report month-end prices. Securities not actively traded, and therefore may not have a month-end price quoted in the Citibank Valuation Total Report, are priced in accordance with industry pricing standards and are shown on Attachment IXa. Bond Anticipation Notes are private placements not actively traded, are not included in the Citibank Valuation Total Report. Accordingly, market value is priced at Cost. Such non-traded securities make up 0.03% of the PSI Portfolio.

**LOS ANGELES COUNTY TREASURER
MARKET PRICING EXCEPTIONS
AS OF FEBRUARY 29, 2024
ATTACHMENT IXa**

There were no Market Pricing Exceptions

LOS ANGELES COUNTY TREASURER

TREASURER PORTFOLIO COMPARED TO MARKET VALUE
 FOR THE PERIOD: FEBRUARY 1, 2024 TO FEBRUARY 29, 2024
 FUND: POOLED SURPLUS INVESTMENTS
 ATTACHMENT X

| Security ID | CUSIP | Description | Maturity Date | Face Rate | PAR | Amortized Cost | Historical Cost | Market Value |
|-------------|-----------|--|---------------|-----------|---------------|----------------|-----------------|---------------|
| 1109719531 | 313312TT7 | FEDERAL FARM CREDIT BANKS FUNDING CORP | 03/01/2024 | 5.300 | 50,000,000.00 | 50,000,000.00 | 48,859,027.78 | 49,992,500.00 |
| 1124577027 | 313312UG3 | FEDERAL FARM CREDIT BANKS FUNDING CORP | 03/14/2024 | 5.320 | 50,000,000.00 | 49,903,944.44 | 48,950,777.78 | 49,897,500.00 |
| 821809419 | 3133ELTU8 | FEDERAL FARM CREDIT BANKS FUNDING CORP | 03/18/2024 | 0.920 | 50,000,000.00 | 50,003,403.49 | 50,292,500.00 | 49,895,000.00 |
| 1130416332 | 313312UN8 | FEDERAL FARM CREDIT BANKS FUNDING CORP | 03/20/2024 | 5.330 | 50,000,000.00 | 49,859,347.22 | 48,963,611.11 | 49,854,000.00 |
| 1121394800 | 313312UT5 | FEDERAL FARM CREDIT BANKS FUNDING CORP | 03/25/2024 | 5.320 | 50,000,000.00 | 49,822,666.67 | 48,817,777.78 | 49,817,500.00 |
| 821809413 | 3133ELVX9 | FEDERAL FARM CREDIT BANKS FUNDING CORP | 04/08/2024 | 0.875 | 50,000,000.00 | 50,000,000.00 | 50,000,000.00 | 49,755,500.00 |
| 1137389810 | 313312VX5 | FEDERAL FARM CREDIT BANKS FUNDING CORP | 04/22/2024 | 5.260 | 50,000,000.00 | 49,620,111.11 | 48,831,111.11 | 49,614,000.00 |
| 1140366877 | 313312WF3 | FEDERAL FARM CREDIT BANKS FUNDING CORP | 04/30/2024 | 5.220 | 50,000,000.00 | 49,565,000.00 | 48,796,500.00 | 49,555,500.00 |
| 1143702885 | 313312WH9 | FEDERAL FARM CREDIT BANKS FUNDING CORP | 05/02/2024 | 5.210 | 50,000,000.00 | 49,551,361.11 | 48,827,750.00 | 49,544,000.00 |
| 821809306 | 3133EKLBO | FEDERAL FARM CREDIT BANKS FUNDING CORP | 05/13/2024 | 2.310 | 50,000,000.00 | 50,000,000.00 | 50,000,000.00 | 49,692,000.00 |
| 1146669211 | 313312XB1 | FEDERAL FARM CREDIT BANKS FUNDING CORP | 05/20/2024 | 5.210 | 50,000,000.00 | 49,421,111.11 | 48,740,916.67 | 49,414,000.00 |
| 1147280721 | 313312XD7 | FEDERAL FARM CREDIT BANKS FUNDING CORP | 05/22/2024 | 5.200 | 50,000,000.00 | 49,407,777.78 | 48,736,111.11 | 49,399,500.00 |
| 1165120703 | 313312XK1 | FEDERAL FARM CREDIT BANKS FUNDING CORP | 05/28/2024 | 5.070 | 50,000,000.00 | 49,380,333.34 | 48,887,416.67 | 49,356,000.00 |
| 1210762995 | 313312XT2 | FEDERAL FARM CREDIT BANKS FUNDING CORP | 06/05/2024 | 5.230 | 25,000,000.00 | 24,651,333.34 | 24,636,805.56 | 24,651,500.00 |
| 1163564646 | 313312YC8 | FEDERAL FARM CREDIT BANKS FUNDING CORP | 06/14/2024 | 5.090 | 21,000,000.00 | 20,688,237.50 | 20,474,457.50 | 20,679,960.00 |
| 1197358648 | 313312ZF0 | FEDERAL FARM CREDIT BANKS FUNDING CORP | 07/11/2024 | 5.070 | 25,000,000.00 | 24,535,250.00 | 24,454,270.83 | 24,527,000.00 |
| 1187349647 | 313312ZG8 | FEDERAL FARM CREDIT BANKS FUNDING CORP | 07/12/2024 | 5.020 | 50,000,000.00 | 49,072,694.44 | 48,821,694.44 | 49,047,000.00 |
| 1189533958 | 313312ZK9 | FEDERAL FARM CREDIT BANKS FUNDING CORP | 07/15/2024 | 5.000 | 25,000,000.00 | 24,527,777.78 | 24,416,666.67 | 24,513,000.00 |
| 1213311339 | 313312ZU7 | FEDERAL FARM CREDIT BANKS FUNDING CORP | 07/24/2024 | 5.170 | 50,000,000.00 | 48,958,819.45 | 48,937,277.78 | 48,962,000.00 |
| 1201525398 | 313312A42 | FEDERAL FARM CREDIT BANKS FUNDING CORP | 08/01/2024 | 5.100 | 25,000,000.00 | 24,458,125.00 | 24,397,916.67 | 24,453,500.00 |
| 1196589708 | 313312A42 | FEDERAL FARM CREDIT BANKS FUNDING CORP | 08/01/2024 | 5.050 | 50,000,000.00 | 48,926,875.00 | 48,758,541.67 | 48,907,000.00 |
| 899594363 | 3133ENG20 | FEDERAL FARM CREDIT BANKS FUNDING CORP | 08/15/2024 | 3.300 | 25,000,000.00 | 25,000,000.00 | 25,000,000.00 | 24,760,250.00 |
| 821810340 | 3133EKNH5 | FEDERAL FARM CREDIT BANKS FUNDING CORP | 08/28/2024 | 2.320 | 18,000,000.00 | 18,009,679.46 | 18,103,140.00 | 17,739,720.00 |
| 821810044 | 3133EKNH5 | FEDERAL FARM CREDIT BANKS FUNDING CORP | 08/28/2024 | 2.320 | 50,000,000.00 | 50,026,887.38 | 50,286,500.00 | 49,277,000.00 |
| 821809287 | 3133ELCP7 | FEDERAL FARM CREDIT BANKS FUNDING CORP | 12/03/2024 | 1.625 | 50,000,000.00 | 49,990,903.11 | 49,940,000.00 | 48,699,500.00 |
| 821809448 | 3133ELC28 | FEDERAL FARM CREDIT BANKS FUNDING CORP | 05/27/2025 | 0.730 | 50,000,000.00 | 50,000,000.00 | 50,000,000.00 | 47,487,000.00 |
| 1081954931 | 3133EPTD7 | FEDERAL FARM CREDIT BANKS FUNDING CORP | 08/14/2025 | 5.370 | 25,000,000.00 | 25,000,000.00 | 25,000,000.00 | 24,974,000.00 |
| 933638115 | 3133ENX88 | FEDERAL FARM CREDIT BANKS FUNDING CORP | 11/03/2025 | 5.200 | 25,000,000.00 | 25,000,000.00 | 25,000,000.00 | 24,988,750.00 |
| 821810769 | 3133ENFR6 | FEDERAL FARM CREDIT BANKS FUNDING CORP | 12/01/2025 | 1.340 | 9,880,000.00 | 9,880,000.00 | 9,880,000.00 | 9,312,888.00 |
| 821809732 | 3133ELED2 | FEDERAL FARM CREDIT BANKS FUNDING CORP | 12/18/2025 | 1.820 | 36,274,000.00 | 36,268,541.48 | 36,255,863.00 | 34,452,682.46 |
| 903285066 | 3133ENJ35 | FEDERAL FARM CREDIT BANKS FUNDING CORP | 02/25/2026 | 3.320 | 25,000,000.00 | 24,997,360.52 | 24,995,350.00 | 24,391,500.00 |
| 821809702 | 3133EMUK6 | FEDERAL FARM CREDIT BANKS FUNDING CORP | 03/25/2026 | 1.050 | 25,000,000.00 | 25,000,000.00 | 25,000,000.00 | 23,183,250.00 |
| 821809679 | 3133EMUK6 | FEDERAL FARM CREDIT BANKS FUNDING CORP | 03/25/2026 | 1.050 | 25,000,000.00 | 25,000,000.00 | 25,000,000.00 | 23,183,250.00 |
| 821809425 | 3133EMXQ0 | FEDERAL FARM CREDIT BANKS FUNDING CORP | 04/28/2026 | 0.940 | 25,000,000.00 | 25,000,000.00 | 25,000,000.00 | 23,106,000.00 |
| 1022381769 | 3133EPGV1 | FEDERAL FARM CREDIT BANKS FUNDING CORP | 04/28/2026 | 4.480 | 50,000,000.00 | 50,000,000.00 | 50,000,000.00 | 49,314,000.00 |
| 821809493 | 3133EMYE6 | FEDERAL FARM CREDIT BANKS FUNDING CORP | 05/04/2026 | 1.000 | 25,000,000.00 | 24,983,693.87 | 24,962,500.00 | 23,090,000.00 |
| 861158866 | 3133ENXS4 | FEDERAL FARM CREDIT BANKS FUNDING CORP | 05/26/2026 | 3.375 | 25,000,000.00 | 25,000,000.00 | 25,000,000.00 | 24,228,500.00 |
| 821809667 | 3133ELC85 | FEDERAL FARM CREDIT BANKS FUNDING CORP | 05/27/2026 | 0.820 | 25,000,000.00 | 25,000,000.00 | 25,000,000.00 | 22,930,750.00 |
| 821809880 | 3133ELC85 | FEDERAL FARM CREDIT BANKS FUNDING CORP | 05/27/2026 | 0.820 | 25,000,000.00 | 25,000,000.00 | 25,000,000.00 | 22,930,750.00 |
| 946107249 | 3133EN3B4 | FEDERAL FARM CREDIT BANKS FUNDING CORP | 05/28/2026 | 5.340 | 25,000,000.00 | 25,000,000.00 | 25,000,000.00 | 24,903,500.00 |
| 946107250 | 3133EN3B4 | FEDERAL FARM CREDIT BANKS FUNDING CORP | 05/28/2026 | 5.340 | 25,000,000.00 | 25,000,000.00 | 25,000,000.00 | 24,903,500.00 |
| 1055914263 | 3133EPNF8 | FEDERAL FARM CREDIT BANKS FUNDING CORP | 06/23/2026 | 4.820 | 25,000,000.00 | 24,971,122.26 | 24,962,500.00 | 24,850,750.00 |
| 899279683 | 3133ENF96 | FEDERAL FARM CREDIT BANKS FUNDING CORP | 08/17/2026 | 3.960 | 25,000,000.00 | 25,000,000.00 | 25,000,000.00 | 24,526,750.00 |
| 1104833997 | 3133EPWS0 | FEDERAL FARM CREDIT BANKS FUNDING CORP | 09/25/2026 | 5.200 | 25,000,000.00 | 25,000,000.00 | 25,000,000.00 | 24,961,000.00 |
| 1104833999 | 3133EPWS0 | FEDERAL FARM CREDIT BANKS FUNDING CORP | 09/25/2026 | 5.200 | 25,000,000.00 | 25,000,000.00 | 25,000,000.00 | 24,961,000.00 |
| 1109093626 | 3133EPWS0 | FEDERAL FARM CREDIT BANKS FUNDING CORP | 09/25/2026 | 5.200 | 40,708,000.00 | 40,672,936.54 | 40,667,292.00 | 40,644,495.52 |
| 1122064631 | 3133EPZH1 | FEDERAL FARM CREDIT BANKS FUNDING CORP | 10/27/2026 | 5.420 | 50,000,000.00 | 50,000,000.00 | 50,000,000.00 | 50,350,000.00 |
| 821810624 | 3133ENDC1 | FEDERAL FARM CREDIT BANKS FUNDING CORP | 11/03/2026 | 1.330 | 20,000,000.00 | 19,994,649.51 | 19,990,000.00 | 18,290,400.00 |
| 821809512 | 3133ENDC1 | FEDERAL FARM CREDIT BANKS FUNDING CORP | 11/03/2026 | 1.330 | 25,000,000.00 | 25,000,000.00 | 25,000,000.00 | 22,863,000.00 |
| 821809744 | 3133ENEF3 | FEDERAL FARM CREDIT BANKS FUNDING CORP | 11/16/2026 | 1.270 | 20,000,000.00 | 20,000,000.00 | 20,000,000.00 | 18,237,200.00 |
| 821809233 | 3133ENEF3 | FEDERAL FARM CREDIT BANKS FUNDING CORP | 11/16/2026 | 1.270 | 20,000,000.00 | 20,000,000.00 | 20,000,000.00 | 18,237,200.00 |
| 821810773 | 3133ENEM8 | FEDERAL FARM CREDIT BANKS FUNDING CORP | 11/23/2026 | 1.430 | 10,000,000.00 | 10,000,000.00 | 10,000,000.00 | 9,153,400.00 |
| 821810633 | 3133ENEM8 | FEDERAL FARM CREDIT BANKS FUNDING CORP | 11/23/2026 | 1.430 | 20,000,000.00 | 20,000,000.00 | 20,000,000.00 | 18,306,800.00 |
| 821809516 | 3133ENEM8 | FEDERAL FARM CREDIT BANKS FUNDING CORP | 11/23/2026 | 1.430 | 25,000,000.00 | 25,000,000.00 | 25,000,000.00 | 22,883,500.00 |
| 821810701 | 3133ENFN5 | FEDERAL FARM CREDIT BANKS FUNDING CORP | 11/30/2026 | 1.540 | 25,000,000.00 | 25,000,000.00 | 25,000,000.00 | 22,940,250.00 |
| 821810700 | 3133ENFN5 | FEDERAL FARM CREDIT BANKS FUNDING CORP | 11/30/2026 | 1.540 | 25,000,000.00 | 25,000,000.00 | 25,000,000.00 | 22,940,250.00 |
| 821810709 | 3133ENFN5 | FEDERAL FARM CREDIT BANKS FUNDING CORP | 11/30/2026 | 1.540 | 25,000,000.00 | 25,000,000.00 | 25,000,000.00 | 22,940,250.00 |
| 821810704 | 3133ENFN5 | FEDERAL FARM CREDIT BANKS FUNDING CORP | 11/30/2026 | 1.540 | 25,000,000.00 | 25,000,000.00 | 25,000,000.00 | 22,940,250.00 |
| 821810603 | 3133ENJC5 | FEDERAL FARM CREDIT BANKS FUNDING CORP | 12/22/2026 | 1.290 | 12,000,000.00 | 11,993,253.70 | 11,988,000.00 | 10,915,320.00 |
| 821809507 | 3133ENJC5 | FEDERAL FARM CREDIT BANKS FUNDING CORP | 12/22/2026 | 1.290 | 25,000,000.00 | 25,000,000.00 | 25,000,000.00 | 22,740,250.00 |
| 821809521 | 3133ENKV1 | FEDERAL FARM CREDIT BANKS FUNDING CORP | 01/13/2027 | 1.500 | 25,000,000.00 | 24,989,956.19 | 24,982,500.00 | 23,004,250.00 |
| 821809738 | 3133ENLZ1 | FEDERAL FARM CREDIT BANKS FUNDING CORP | 01/26/2027 | 1.780 | 25,000,000.00 | 25,000,000.00 | 25,000,000.00 | 23,090,750.00 |
| 821809572 | 3133EMNW8 | FEDERAL FARM CREDIT BANKS FUNDING CORP | 01/27/2027 | 0.700 | 40,000,000.00 | 40,000,000.00 | 40,000,000.00 | 35,766,000.00 |
| 821809099 | 3133EMNW8 | FEDERAL FARM CREDIT BANKS FUNDING CORP | 01/27/2027 | 0.700 | 50,000,000.00 | 50,000,000.00 | 50,000,000.00 | 44,707,500.00 |
| 821809474 | 3133EMSG8 | FEDERAL FARM CREDIT BANKS FUNDING CORP | 03/03/2027 | 1.100 | 50,000,000.00 | 49,981,224.32 | 49,962,500.00 | 45,123,500.00 |
| 821809470 | 3133ELTS3 | FEDERAL FARM CREDIT BANKS FUNDING CORP | 03/17/2027 | 1.000 | 50,000,000.00 | 50,000,000.00 | 50,000,000.00 | 44,922,000.00 |
| 821810134 | 3133EMUQ3 | FEDERAL FARM CREDIT BANKS FUNDING CORP | 03/30/2027 | 1.300 | 25,000,000.00 | 25,000,000.00 | 25,000,000.00 | 22,668,000.00 |
| 821810222 | 3133EMUQ3 | FEDERAL FARM CREDIT BANKS FUNDING CORP | 03/30/2027 | 1.300 | 25,000,000.00 | 25,000,000.00 | 25,000,000.00 | 22,668,000.00 |
| 1007769761 | 3133EPED3 | FEDERAL FARM CREDIT BANKS FUNDING CORP | 04/05/2027 | 5.270 | 25,000,000.00 | 25,000,000.00 | 25,000,000.00 | 24,818,500.00 |
| 821810272 | 3133ELWW0 | FEDERAL FARM CREDIT BANKS FUNDING CORP | 04/21/2027 | 1.330 | 25,000,000.00 | 25,000,000.00 | 25,000,000.00 | 22,648,250.00 |
| 821810248 | 3133ELWW0 | FEDERAL FARM CREDIT BANKS FUNDING CORP | 04/21/2027 | 1.330 | 25,000,000.00 | 25,000,000.00 | 25,000,000.00 | 22,648,250.00 |
| 821810761 | 3133ELXZ2 | FEDERAL FARM CREDIT BANKS FUNDING CORP | 04/27/2027 | 1.020 | 5,000,000.00 | 5,000,000.00 | 5,000,000.00 | 4,497,650.00 |

TREASURER PORTFOLIO COMPARED TO MARKET VALUE
 FOR THE PERIOD: FEBRUARY 1, 2024 TO FEBRUARY 29, 2024
 FUND: POOLED SURPLUS INVESTMENTS
 ATTACHMENT X

| Security ID | CUSIP | Description | Maturity Date | Face Rate | PAR | Amortized Cost | Historical Cost | Market Value |
|-------------|-----------|--|---------------|-----------|---------------|----------------|-----------------|---------------|
| 821810656 | 3133ELXZ2 | FEDERAL FARM CREDIT BANKS FUNDING CORP | 04/27/2027 | 1.020 | 20,925,000.00 | 20,956,832.23 | 20,995,517.25 | 18,822,665.25 |
| 821809496 | 3133ELXZ2 | FEDERAL FARM CREDIT BANKS FUNDING CORP | 04/27/2027 | 1.020 | 25,000,000.00 | 25,000,000.00 | 25,000,000.00 | 22,488,250.00 |
| 821809375 | 3133ELXZ2 | FEDERAL FARM CREDIT BANKS FUNDING CORP | 04/27/2027 | 1.020 | 35,000,000.00 | 35,000,000.00 | 35,000,000.00 | 31,483,550.00 |
| 821809216 | 3133ELXZ2 | FEDERAL FARM CREDIT BANKS FUNDING CORP | 04/27/2027 | 1.020 | 50,000,000.00 | 50,000,000.00 | 50,000,000.00 | 44,976,500.00 |
| 821808958 | 3133ELXZ2 | FEDERAL FARM CREDIT BANKS FUNDING CORP | 04/27/2027 | 1.020 | 50,000,000.00 | 50,000,000.00 | 50,000,000.00 | 44,976,500.00 |
| 845641500 | 3133ENV4 | FEDERAL FARM CREDIT BANKS FUNDING CORP | 05/03/2027 | 3.490 | 25,000,000.00 | 25,000,000.00 | 25,000,000.00 | 24,062,250.00 |
| 821809731 | 3133ELC77 | FEDERAL FARM CREDIT BANKS FUNDING CORP | 05/27/2027 | 1.040 | 35,500,000.00 | 35,500,000.00 | 35,500,000.00 | 31,592,160.00 |
| 821809423 | 3133ELN34 | FEDERAL FARM CREDIT BANKS FUNDING CORP | 06/22/2027 | 0.875 | 25,000,000.00 | 25,000,000.00 | 25,000,000.00 | 22,185,000.00 |
| 118108042 | 3133EPYC3 | FEDERAL FARM CREDIT BANKS FUNDING CORP | 10/20/2027 | 5.360 | 25,000,000.00 | 25,000,000.00 | 25,000,000.00 | 25,154,250.00 |
| 115547787 | 3133EPYC3 | FEDERAL FARM CREDIT BANKS FUNDING CORP | 10/20/2027 | 5.360 | 40,000,000.00 | 40,000,000.00 | 40,000,000.00 | 40,246,800.00 |
| 821810638 | 3133ENDL1 | FEDERAL FARM CREDIT BANKS FUNDING CORP | 11/08/2027 | 1.400 | 20,000,000.00 | 20,000,000.00 | 20,000,000.00 | 17,810,800.00 |
| 1131865559 | 3133EPB38 | FEDERAL FARM CREDIT BANKS FUNDING CORP | 11/17/2027 | 5.230 | 25,000,000.00 | 25,000,000.00 | 25,000,000.00 | 25,066,250.00 |
| 1132575157 | 3133EPB38 | FEDERAL FARM CREDIT BANKS FUNDING CORP | 11/17/2027 | 5.230 | 25,000,000.00 | 25,000,000.00 | 25,000,000.00 | 25,066,250.00 |
| 821809508 | 3133EMJW3 | FEDERAL FARM CREDIT BANKS FUNDING CORP | 12/09/2027 | 0.860 | 26,200,000.00 | 26,200,000.00 | 26,200,000.00 | 22,929,454.00 |
| 956307628 | 3133EN4K3 | FEDERAL FARM CREDIT BANKS FUNDING CORP | 12/20/2027 | 5.330 | 25,000,000.00 | 25,000,000.00 | 25,000,000.00 | 24,767,250.00 |
| 821810431 | 3133EMKY7 | FEDERAL FARM CREDIT BANKS FUNDING CORP | 12/21/2027 | 0.740 | 20,000,000.00 | 20,000,000.00 | 20,000,000.00 | 17,399,600.00 |
| 1158562675 | 3133EPN92 | FEDERAL FARM CREDIT BANKS FUNDING CORP | 12/22/2027 | 4.860 | 25,000,000.00 | 25,000,000.00 | 25,000,000.00 | 24,793,750.00 |
| 821809308 | 3133ENJM3 | FEDERAL FARM CREDIT BANKS FUNDING CORP | 12/27/2027 | 1.480 | 50,000,000.00 | 50,000,000.00 | 50,000,000.00 | 44,527,000.00 |
| 821810781 | 3133ENKH2 | FEDERAL FARM CREDIT BANKS FUNDING CORP | 01/10/2028 | 1.600 | 25,000,000.00 | 25,000,000.00 | 25,000,000.00 | 22,350,250.00 |
| 821810776 | 3133ENKH2 | FEDERAL FARM CREDIT BANKS FUNDING CORP | 01/10/2028 | 1.600 | 25,000,000.00 | 25,000,000.00 | 25,000,000.00 | 22,350,250.00 |
| 821809757 | 3133ENLE8 | FEDERAL FARM CREDIT BANKS FUNDING CORP | 01/18/2028 | 1.830 | 25,000,000.00 | 25,000,000.00 | 25,000,000.00 | 22,542,750.00 |
| 821809509 | 3133ENLE8 | FEDERAL FARM CREDIT BANKS FUNDING CORP | 01/18/2028 | 1.830 | 27,000,000.00 | 27,000,000.00 | 27,000,000.00 | 24,346,170.00 |
| 821810319 | 3133EMDT6 | FEDERAL FARM CREDIT BANKS FUNDING CORP | 01/21/2028 | 0.900 | 17,300,000.00 | 17,295,811.25 | 17,292,215.00 | 15,089,579.00 |
| 821809418 | 3133EMDT6 | FEDERAL FARM CREDIT BANKS FUNDING CORP | 01/21/2028 | 0.900 | 50,000,000.00 | 49,987,893.78 | 49,977,500.00 | 43,611,500.00 |
| 821810674 | 3133ENMS6 | FEDERAL FARM CREDIT BANKS FUNDING CORP | 02/01/2028 | 1.875 | 21,250,000.00 | 21,232,639.21 | 21,223,437.50 | 19,178,975.00 |
| 821809130 | 3133EMVH2 | FEDERAL FARM CREDIT BANKS FUNDING CORP | 04/05/2028 | 1.570 | 50,000,000.00 | 49,934,154.93 | 49,887,500.00 | 44,363,000.00 |
| 821809056 | 3133EMVH2 | FEDERAL FARM CREDIT BANKS FUNDING CORP | 04/05/2028 | 1.570 | 50,000,000.00 | 50,000,000.00 | 50,000,000.00 | 44,363,000.00 |
| 821809133 | 3133EMVH2 | FEDERAL FARM CREDIT BANKS FUNDING CORP | 04/05/2028 | 1.570 | 50,000,000.00 | 50,000,000.00 | 50,000,000.00 | 44,363,000.00 |
| 821809128 | 3133EMVH2 | FEDERAL FARM CREDIT BANKS FUNDING CORP | 04/05/2028 | 1.570 | 50,000,000.00 | 50,000,000.00 | 50,000,000.00 | 44,363,000.00 |
| 821810695 | 3133EMWA6 | FEDERAL FARM CREDIT BANKS FUNDING CORP | 04/14/2028 | 1.430 | 25,000,000.00 | 25,000,000.00 | 25,000,000.00 | 22,126,750.00 |
| 821810697 | 3133EMWA6 | FEDERAL FARM CREDIT BANKS FUNDING CORP | 04/14/2028 | 1.430 | 25,000,000.00 | 25,000,000.00 | 25,000,000.00 | 22,126,750.00 |
| 821809513 | 3133EMXW7 | FEDERAL FARM CREDIT BANKS FUNDING CORP | 04/28/2028 | 1.400 | 25,000,000.00 | 24,970,273.95 | 24,950,000.00 | 22,024,250.00 |
| 868381884 | 3133ENYM6 | FEDERAL FARM CREDIT BANKS FUNDING CORP | 06/08/2028 | 3.780 | 25,000,000.00 | 25,000,000.00 | 25,000,000.00 | 24,117,250.00 |
| 867624350 | 3133ENYM6 | FEDERAL FARM CREDIT BANKS FUNDING CORP | 06/08/2028 | 3.780 | 25,000,000.00 | 25,000,000.00 | 25,000,000.00 | 24,117,250.00 |
| 1046329690 | 3133EPMA0 | FEDERAL FARM CREDIT BANKS FUNDING CORP | 06/09/2028 | 4.690 | 25,000,000.00 | 25,000,000.00 | 25,000,000.00 | 24,757,750.00 |
| 1064302239 | 3133EPPV1 | FEDERAL FARM CREDIT BANKS FUNDING CORP | 07/14/2028 | 5.430 | 25,000,000.00 | 25,000,000.00 | 25,000,000.00 | 24,913,500.00 |
| 821809499 | 3133EL5U4 | FEDERAL FARM CREDIT BANKS FUNDING CORP | 09/01/2028 | 1.120 | 25,000,000.00 | 25,000,000.00 | 25,000,000.00 | 21,526,500.00 |
| 821810452 | 3133EL6W9 | FEDERAL FARM CREDIT BANKS FUNDING CORP | 09/14/2028 | 1.000 | 20,000,000.00 | 20,000,000.00 | 20,000,000.00 | 17,102,600.00 |
| 1121394790 | 3133EPTY6 | FEDERAL FARM CREDIT BANKS FUNDING CORP | 10/20/2028 | 5.520 | 39,370,000.00 | 39,370,000.00 | 39,370,000.00 | 39,569,999.60 |
| 1126839223 | 3133EPZZ1 | FEDERAL FARM CREDIT BANKS FUNDING CORP | 11/03/2028 | 5.570 | 24,295,000.00 | 24,295,000.00 | 24,295,000.00 | 24,427,407.75 |
| 1125181600 | 3133EPZZ1 | FEDERAL FARM CREDIT BANKS FUNDING CORP | 11/03/2028 | 5.570 | 30,000,000.00 | 30,000,000.00 | 30,000,000.00 | 30,163,500.00 |
| 1137387134 | 3133EPD51 | FEDERAL FARM CREDIT BANKS FUNDING CORP | 11/14/2028 | 5.250 | 17,349,000.00 | 17,340,833.81 | 17,340,325.50 | 17,363,920.14 |
| 821808973 | 3133ENFL9 | FEDERAL FARM CREDIT BANKS FUNDING CORP | 11/29/2028 | 1.650 | 22,000,000.00 | 22,000,000.00 | 22,000,000.00 | 19,252,200.00 |
| 821809678 | 3133EL5F7 | FEDERAL FARM CREDIT BANKS FUNDING CORP | 12/01/2028 | 1.030 | 25,000,000.00 | 25,000,000.00 | 25,000,000.00 | 21,216,500.00 |
| 821809670 | 3133EL5F7 | FEDERAL FARM CREDIT BANKS FUNDING CORP | 12/01/2028 | 1.030 | 25,000,000.00 | 25,000,000.00 | 25,000,000.00 | 21,216,500.00 |
| 821809576 | 3133EL5F7 | FEDERAL FARM CREDIT BANKS FUNDING CORP | 12/01/2028 | 1.030 | 40,000,000.00 | 39,934,042.36 | 39,885,600.00 | 33,946,400.00 |
| 821810744 | 3133ENGD6 | FEDERAL FARM CREDIT BANKS FUNDING CORP | 12/06/2028 | 1.780 | 25,000,000.00 | 25,000,000.00 | 25,000,000.00 | 22,017,250.00 |
| 821810743 | 3133ENGD6 | FEDERAL FARM CREDIT BANKS FUNDING CORP | 12/06/2028 | 1.780 | 25,000,000.00 | 25,000,000.00 | 25,000,000.00 | 22,017,250.00 |
| 821810751 | 3133ENHB9 | FEDERAL FARM CREDIT BANKS FUNDING CORP | 12/14/2028 | 1.840 | 25,000,000.00 | 25,000,000.00 | 25,000,000.00 | 22,147,750.00 |
| 821810753 | 3133ENHB9 | FEDERAL FARM CREDIT BANKS FUNDING CORP | 12/14/2028 | 1.840 | 25,000,000.00 | 25,000,000.00 | 25,000,000.00 | 22,147,750.00 |
| 821810467 | 3133ENHB9 | FEDERAL FARM CREDIT BANKS FUNDING CORP | 12/14/2028 | 1.840 | 25,000,000.00 | 25,000,000.00 | 25,000,000.00 | 22,147,750.00 |
| 821810758 | 3133ENHB9 | FEDERAL FARM CREDIT BANKS FUNDING CORP | 12/14/2028 | 1.840 | 25,000,000.00 | 25,000,000.00 | 25,000,000.00 | 22,147,750.00 |
| 821809520 | 3133ENHP8 | FEDERAL FARM CREDIT BANKS FUNDING CORP | 12/20/2028 | 1.450 | 25,000,000.00 | 24,981,468.52 | 24,973,000.00 | 21,830,750.00 |
| 821810647 | 3133ENJL5 | FEDERAL FARM CREDIT BANKS FUNDING CORP | 12/27/2028 | 1.450 | 20,000,000.00 | 20,000,000.00 | 20,000,000.00 | 17,368,200.00 |
| 821809840 | 3133ENLR9 | FEDERAL FARM CREDIT BANKS FUNDING CORP | 01/24/2029 | 2.000 | 25,000,000.00 | 25,000,000.00 | 25,000,000.00 | 22,194,750.00 |
| 821810673 | 3133EMSX1 | FEDERAL FARM CREDIT BANKS FUNDING CORP | 03/15/2029 | 1.550 | 20,945,000.00 | 20,858,590.15 | 20,808,857.50 | 18,295,457.50 |
| 821809286 | 3133EMSX1 | FEDERAL FARM CREDIT BANKS FUNDING CORP | 03/15/2029 | 1.550 | 50,000,000.00 | 49,793,721.99 | 49,675,000.00 | 43,675,000.00 |
| 825556677 | 3133ENSF8 | FEDERAL FARM CREDIT BANKS FUNDING CORP | 03/21/2029 | 2.870 | 50,000,000.00 | 49,971,811.28 | 49,961,000.00 | 46,389,500.00 |
| 829937660 | 3133ENTQ3 | FEDERAL FARM CREDIT BANKS FUNDING CORP | 04/04/2029 | 3.500 | 8,200,000.00 | 8,200,000.00 | 8,200,000.00 | 7,722,268.00 |
| 829937661 | 3133ENTQ3 | FEDERAL FARM CREDIT BANKS FUNDING CORP | 04/04/2029 | 3.500 | 21,000,000.00 | 21,000,000.00 | 21,000,000.00 | 19,776,540.00 |
| 821809462 | 3133EMVB5 | FEDERAL FARM CREDIT BANKS FUNDING CORP | 04/05/2029 | 1.730 | 25,000,000.00 | 25,000,000.00 | 25,000,000.00 | 21,860,250.00 |
| 821810797 | 3133EMVN8 | FEDERAL FARM CREDIT BANKS FUNDING CORP | 04/19/2029 | 1.700 | 25,000,000.00 | 25,000,000.00 | 25,000,000.00 | 21,714,500.00 |
| 821810793 | 3133EMVN8 | FEDERAL FARM CREDIT BANKS FUNDING CORP | 04/19/2029 | 1.700 | 25,000,000.00 | 25,000,000.00 | 25,000,000.00 | 21,714,500.00 |
| 865756667 | 3133ENVN7 | FEDERAL FARM CREDIT BANKS FUNDING CORP | 04/27/2029 | 3.140 | 16,250,000.00 | 16,220,505.77 | 16,210,512.50 | 15,327,650.00 |
| 821809515 | 3133EMX5 | FEDERAL FARM CREDIT BANKS FUNDING CORP | 04/30/2029 | 1.430 | 30,000,000.00 | 30,000,000.00 | 30,000,000.00 | 25,661,100.00 |
| 863901898 | 3133ENXX3 | FEDERAL FARM CREDIT BANKS FUNDING CORP | 06/01/2029 | 3.930 | 20,000,000.00 | 20,000,000.00 | 20,000,000.00 | 19,061,200.00 |
| 863901902 | 3133ENXX3 | FEDERAL FARM CREDIT BANKS FUNDING CORP | 06/01/2029 | 3.930 | 25,000,000.00 | 24,985,935.67 | 24,981,250.00 | 23,826,500.00 |
| 821810675 | 3133EMG48 | FEDERAL FARM CREDIT BANKS FUNDING CORP | 06/14/2029 | 1.590 | 21,072,000.00 | 20,997,557.93 | 20,966,640.00 | 18,165,960.48 |
| 876366161 | 3133ENZ3 | FEDERAL FARM CREDIT BANKS FUNDING CORP | 06/29/2029 | 4.270 | 25,000,000.00 | 25,000,000.00 | 25,000,000.00 | 24,175,000.00 |
| 888663308 | 3133ENC40 | FEDERAL FARM CREDIT BANKS FUNDING CORP | 07/25/2029 | 4.330 | 25,000,000.00 | 25,000,000.00 | 25,000,000.00 | 24,235,250.00 |
| 888663309 | 3133ENC40 | FEDERAL FARM CREDIT BANKS FUNDING CORP | 07/25/2029 | 4.330 | 25,000,000.00 | 25,000,000.00 | 25,000,000.00 | 24,235,250.00 |
| 888663310 | 3133ENC40 | FEDERAL FARM CREDIT BANKS FUNDING CORP | 07/25/2029 | 4.330 | 50,000,000.00 | 50,000,000.00 | 50,000,000.00 | 48,470,500.00 |

TREASURER PORTFOLIO COMPARED TO MARKET VALUE
 FOR THE PERIOD: FEBRUARY 1, 2024 TO FEBRUARY 29, 2024
 FUND: POOLED SURPLUS INVESTMENTS
 ATTACHMENT X

| Security ID | CUSIP | Description | Maturity Date | Face Rate | PAR | Amortized Cost | Historical Cost | Market Value |
|-------------|-----------|--|---------------|-----------|---------------|----------------|-----------------|---------------|
| 821810615 | 3133EL2K9 | FEDERAL FARM CREDIT BANKS FUNDING CORP | 07/30/2029 | 1.120 | 20,000,000.00 | 20,000,000.00 | 20,000,000.00 | 16,640,400.00 |
| 821809498 | 3133EL2K9 | FEDERAL FARM CREDIT BANKS FUNDING CORP | 07/30/2029 | 1.120 | 25,000,000.00 | 25,000,000.00 | 25,000,000.00 | 20,800,500.00 |
| 821810127 | 3133EL4P6 | FEDERAL FARM CREDIT BANKS FUNDING CORP | 08/20/2029 | 1.140 | 25,000,000.00 | 24,984,771.34 | 24,975,000.00 | 20,982,000.00 |
| 821810092 | 3133EL4P6 | FEDERAL FARM CREDIT BANKS FUNDING CORP | 08/20/2029 | 1.140 | 25,000,000.00 | 25,000,000.00 | 25,000,000.00 | 20,982,000.00 |
| 821809015 | 3133EL4P6 | FEDERAL FARM CREDIT BANKS FUNDING CORP | 08/20/2029 | 1.140 | 43,338,000.00 | 43,298,316.54 | 43,272,993.00 | 36,372,716.64 |
| 821809072 | 3133EL4P6 | FEDERAL FARM CREDIT BANKS FUNDING CORP | 08/20/2029 | 1.140 | 45,200,000.00 | 45,200,000.00 | 45,200,000.00 | 37,935,456.00 |
| 906065817 | 3133ENJ76 | FEDERAL FARM CREDIT BANKS FUNDING CORP | 09/06/2029 | 4.400 | 25,000,000.00 | 25,000,000.00 | 25,000,000.00 | 24,304,500.00 |
| 821809501 | 3133EL6D1 | FEDERAL FARM CREDIT BANKS FUNDING CORP | 09/10/2029 | 1.230 | 25,000,000.00 | 25,000,000.00 | 25,000,000.00 | 20,978,500.00 |
| 821809762 | 3133ENGL8 | FEDERAL FARM CREDIT BANKS FUNDING CORP | 12/07/2029 | 2.000 | 20,000,000.00 | 20,000,000.00 | 20,000,000.00 | 17,381,400.00 |
| 821809771 | 3133ENGL8 | FEDERAL FARM CREDIT BANKS FUNDING CORP | 12/07/2029 | 2.000 | 20,000,000.00 | 20,000,000.00 | 20,000,000.00 | 17,381,400.00 |
| 821809756 | 3133ENGL8 | FEDERAL FARM CREDIT BANKS FUNDING CORP | 12/07/2029 | 2.000 | 20,000,000.00 | 20,000,000.00 | 20,000,000.00 | 17,381,400.00 |
| 821809765 | 3133ENHE3 | FEDERAL FARM CREDIT BANKS FUNDING CORP | 12/14/2029 | 1.930 | 25,000,000.00 | 25,000,000.00 | 25,000,000.00 | 21,588,500.00 |
| 821810586 | 3133ENMT4 | FEDERAL FARM CREDIT BANKS FUNDING CORP | 02/01/2030 | 2.050 | 25,000,000.00 | 25,000,000.00 | 25,000,000.00 | 21,693,250.00 |
| 821810560 | 3133ENMT4 | FEDERAL FARM CREDIT BANKS FUNDING CORP | 02/01/2030 | 2.050 | 25,000,000.00 | 25,000,000.00 | 25,000,000.00 | 21,693,250.00 |
| 821809511 | 3133ENMT4 | FEDERAL FARM CREDIT BANKS FUNDING CORP | 02/01/2030 | 2.050 | 27,200,000.00 | 27,200,000.00 | 27,200,000.00 | 23,602,256.00 |
| 859635093 | 3133ENVH0 | FEDERAL FARM CREDIT BANKS FUNDING CORP | 04/26/2030 | 3.125 | 21,450,000.00 | 21,389,169.00 | 21,371,707.50 | 19,918,684.50 |
| 821809466 | 3133EMC26 | FEDERAL FARM CREDIT BANKS FUNDING CORP | 06/03/2030 | 1.740 | 25,000,000.00 | 25,000,000.00 | 25,000,000.00 | 21,125,500.00 |
| 821809066 | 3133EL5L4 | FEDERAL FARM CREDIT BANKS FUNDING CORP | 06/03/2030 | 1.250 | 50,000,000.00 | 50,000,000.00 | 50,000,000.00 | 40,786,500.00 |
| 821809067 | 3133EL5L4 | FEDERAL FARM CREDIT BANKS FUNDING CORP | 06/03/2030 | 1.250 | 50,000,000.00 | 50,000,000.00 | 50,000,000.00 | 40,786,500.00 |
| 821810568 | 3133EL3J1 | FEDERAL FARM CREDIT BANKS FUNDING CORP | 08/12/2030 | 1.150 | 10,551,000.00 | 10,541,350.41 | 10,536,228.60 | 8,523,097.80 |
| 821809475 | 3133EL3J1 | FEDERAL FARM CREDIT BANKS FUNDING CORP | 08/12/2030 | 1.150 | 50,000,000.00 | 49,954,271.81 | 49,930,000.00 | 40,390,000.00 |
| 821809164 | 3133EL5K6 | FEDERAL FARM CREDIT BANKS FUNDING CORP | 09/03/2030 | 1.240 | 50,000,000.00 | 49,934,912.38 | 49,900,000.00 | 40,566,500.00 |
| 821809224 | 3133EL5K6 | FEDERAL FARM CREDIT BANKS FUNDING CORP | 09/03/2030 | 1.240 | 50,000,000.00 | 50,000,000.00 | 50,000,000.00 | 40,566,500.00 |
| 821809220 | 3133EL5K6 | FEDERAL FARM CREDIT BANKS FUNDING CORP | 09/03/2030 | 1.240 | 50,000,000.00 | 50,000,000.00 | 50,000,000.00 | 40,566,500.00 |
| 821809465 | 3133EL6L3 | FEDERAL FARM CREDIT BANKS FUNDING CORP | 09/09/2030 | 1.320 | 32,190,000.00 | 32,190,000.00 | 32,190,000.00 | 26,246,760.30 |
| 821809486 | 3133EL6L3 | FEDERAL FARM CREDIT BANKS FUNDING CORP | 09/09/2030 | 1.320 | 50,000,000.00 | 50,000,000.00 | 50,000,000.00 | 40,768,500.00 |
| 821809491 | 3133EL7A6 | FEDERAL FARM CREDIT BANKS FUNDING CORP | 09/10/2030 | 0.950 | 25,000,000.00 | 24,922,480.83 | 24,881,250.00 | 20,065,250.00 |
| 821809940 | 3133EMDV1 | FEDERAL FARM CREDIT BANKS FUNDING CORP | 10/21/2030 | 0.990 | 50,000,000.00 | 49,940,238.22 | 49,910,000.00 | 40,109,000.00 |
| 821810762 | 3133EMFG2 | FEDERAL FARM CREDIT BANKS FUNDING CORP | 11/04/2030 | 1.370 | 6,000,000.00 | 6,000,000.00 | 6,000,000.00 | 4,886,160.00 |
| 821809490 | 3133EMFG2 | FEDERAL FARM CREDIT BANKS FUNDING CORP | 11/04/2030 | 1.370 | 50,000,000.00 | 50,000,000.00 | 50,000,000.00 | 40,718,000.00 |
| 821809049 | 3133EMFH0 | FEDERAL FARM CREDIT BANKS FUNDING CORP | 11/04/2030 | 1.300 | 50,000,000.00 | 50,000,000.00 | 50,000,000.00 | 40,519,000.00 |
| 821809053 | 3133EMFH0 | FEDERAL FARM CREDIT BANKS FUNDING CORP | 11/04/2030 | 1.300 | 50,000,000.00 | 50,000,000.00 | 50,000,000.00 | 40,519,000.00 |
| 821810650 | 3133EMGK2 | FEDERAL FARM CREDIT BANKS FUNDING CORP | 11/12/2030 | 1.030 | 20,000,000.00 | 19,911,372.72 | 19,868,200.00 | 16,063,800.00 |
| 821810459 | 3133EMGK2 | FEDERAL FARM CREDIT BANKS FUNDING CORP | 11/12/2030 | 1.030 | 25,000,000.00 | 24,974,035.81 | 24,961,250.00 | 20,079,750.00 |
| 821810455 | 3133EMGK2 | FEDERAL FARM CREDIT BANKS FUNDING CORP | 11/12/2030 | 1.030 | 25,000,000.00 | 24,991,624.47 | 24,987,500.00 | 20,079,750.00 |
| 821810764 | 3133EMGT3 | FEDERAL FARM CREDIT BANKS FUNDING CORP | 11/19/2030 | 1.340 | 6,525,000.00 | 6,525,000.00 | 6,525,000.00 | 5,295,885.75 |
| 821809892 | 3133EMGT3 | FEDERAL FARM CREDIT BANKS FUNDING CORP | 11/19/2030 | 1.340 | 25,000,000.00 | 25,000,000.00 | 25,000,000.00 | 20,290,750.00 |
| 821809911 | 3133EMGT3 | FEDERAL FARM CREDIT BANKS FUNDING CORP | 11/19/2030 | 1.340 | 25,000,000.00 | 25,000,000.00 | 25,000,000.00 | 20,290,750.00 |
| 821809055 | 3133EMGT3 | FEDERAL FARM CREDIT BANKS FUNDING CORP | 11/19/2030 | 1.340 | 50,000,000.00 | 50,000,000.00 | 50,000,000.00 | 40,581,500.00 |
| 821809052 | 3133EMGT3 | FEDERAL FARM CREDIT BANKS FUNDING CORP | 11/19/2030 | 1.340 | 50,000,000.00 | 50,000,000.00 | 50,000,000.00 | 40,581,500.00 |
| 821809050 | 3133EMJK9 | FEDERAL FARM CREDIT BANKS FUNDING CORP | 12/09/2030 | 1.280 | 50,000,000.00 | 49,915,320.34 | 49,875,000.00 | 40,295,500.00 |
| 821809048 | 3133EMJK9 | FEDERAL FARM CREDIT BANKS FUNDING CORP | 12/09/2030 | 1.280 | 50,000,000.00 | 49,915,320.34 | 49,875,000.00 | 40,295,500.00 |
| 821809044 | 3133EMJK9 | FEDERAL FARM CREDIT BANKS FUNDING CORP | 12/09/2030 | 1.280 | 50,000,000.00 | 50,000,000.00 | 50,000,000.00 | 40,295,500.00 |
| 821809076 | 3133EMLN0 | FEDERAL FARM CREDIT BANKS FUNDING CORP | 12/23/2030 | 1.240 | 48,935,000.00 | 48,899,269.64 | 48,882,639.55 | 39,278,167.10 |
| 821809480 | 3133EMKX9 | FEDERAL FARM CREDIT BANKS FUNDING CORP | 12/23/2030 | 1.170 | 50,000,000.00 | 49,948,904.73 | 49,925,000.00 | 39,935,000.00 |
| 821809165 | 3133EMLN0 | FEDERAL FARM CREDIT BANKS FUNDING CORP | 12/23/2030 | 1.240 | 50,000,000.00 | 50,000,000.00 | 50,000,000.00 | 40,133,000.00 |
| 821809064 | 3133EMLN0 | FEDERAL FARM CREDIT BANKS FUNDING CORP | 12/23/2030 | 1.240 | 50,000,000.00 | 50,000,000.00 | 50,000,000.00 | 40,133,000.00 |
| 821809273 | 3133EMLN0 | FEDERAL FARM CREDIT BANKS FUNDING CORP | 12/23/2030 | 1.240 | 50,000,000.00 | 50,000,000.00 | 50,000,000.00 | 40,133,000.00 |
| 821809506 | 3133EMMD1 | FEDERAL FARM CREDIT BANKS FUNDING CORP | 01/06/2031 | 1.240 | 25,000,000.00 | 25,000,000.00 | 25,000,000.00 | 20,057,500.00 |
| 821809481 | 3133EMMD1 | FEDERAL FARM CREDIT BANKS FUNDING CORP | 01/06/2031 | 1.240 | 50,000,000.00 | 50,000,000.00 | 50,000,000.00 | 40,115,000.00 |
| 821809918 | 3133EMNB4 | FEDERAL FARM CREDIT BANKS FUNDING CORP | 01/14/2031 | 1.380 | 25,000,000.00 | 25,000,000.00 | 25,000,000.00 | 20,282,500.00 |
| 821810690 | 3133EMNB4 | FEDERAL FARM CREDIT BANKS FUNDING CORP | 01/14/2031 | 1.380 | 25,000,000.00 | 25,000,000.00 | 25,000,000.00 | 20,282,500.00 |
| 821810689 | 3133EMNB4 | FEDERAL FARM CREDIT BANKS FUNDING CORP | 01/14/2031 | 1.380 | 25,000,000.00 | 25,000,000.00 | 25,000,000.00 | 20,282,500.00 |
| 821809054 | 3133EMNB4 | FEDERAL FARM CREDIT BANKS FUNDING CORP | 01/14/2031 | 1.380 | 50,000,000.00 | 49,958,762.32 | 49,940,000.00 | 40,565,000.00 |
| 821809057 | 3133EMNB4 | FEDERAL FARM CREDIT BANKS FUNDING CORP | 01/14/2031 | 1.380 | 50,000,000.00 | 49,991,406.48 | 49,987,500.00 | 40,565,000.00 |
| 821810677 | 3133EMLM2 | FEDERAL FARM CREDIT BANKS FUNDING CORP | 02/21/2031 | 1.125 | 21,750,000.00 | 21,750,000.00 | 21,750,000.00 | 17,465,250.00 |
| 821809142 | 3133EMLM2 | FEDERAL FARM CREDIT BANKS FUNDING CORP | 02/21/2031 | 1.125 | 22,956,000.00 | 22,954,425.09 | 22,953,704.40 | 18,433,668.00 |
| 821809676 | 3133EMLM2 | FEDERAL FARM CREDIT BANKS FUNDING CORP | 02/21/2031 | 1.125 | 25,000,000.00 | 24,995,712.17 | 24,993,750.00 | 20,075,000.00 |
| 821809297 | 3133EMUG5 | FEDERAL FARM CREDIT BANKS FUNDING CORP | 03/24/2031 | 1.980 | 50,000,000.00 | 49,911,435.44 | 49,875,000.00 | 41,494,500.00 |
| 821810497 | 3133EMVA7 | FEDERAL FARM CREDIT BANKS FUNDING CORP | 04/01/2031 | 2.020 | 25,000,000.00 | 25,000,000.00 | 25,000,000.00 | 20,797,750.00 |
| 821810524 | 3133EMVA7 | FEDERAL FARM CREDIT BANKS FUNDING CORP | 04/01/2031 | 2.020 | 25,000,000.00 | 25,000,000.00 | 25,000,000.00 | 20,797,750.00 |
| 821810487 | 3133EMVA7 | FEDERAL FARM CREDIT BANKS FUNDING CORP | 04/01/2031 | 2.020 | 25,000,000.00 | 25,000,000.00 | 25,000,000.00 | 20,797,750.00 |
| 821809298 | 3133EMVA7 | FEDERAL FARM CREDIT BANKS FUNDING CORP | 04/01/2031 | 2.020 | 50,000,000.00 | 49,858,168.86 | 49,800,000.00 | 41,595,500.00 |
| 821810553 | 3133EMWB4 | FEDERAL FARM CREDIT BANKS FUNDING CORP | 04/14/2031 | 2.040 | 25,000,000.00 | 25,000,000.00 | 25,000,000.00 | 20,811,000.00 |
| 821810530 | 3133EMWB4 | FEDERAL FARM CREDIT BANKS FUNDING CORP | 04/14/2031 | 2.040 | 25,000,000.00 | 25,000,000.00 | 25,000,000.00 | 20,811,000.00 |
| 821810547 | 3133EMWB4 | FEDERAL FARM CREDIT BANKS FUNDING CORP | 04/14/2031 | 2.040 | 25,000,000.00 | 25,000,000.00 | 25,000,000.00 | 20,811,000.00 |
| 821809197 | 3133EMVM0 | FEDERAL FARM CREDIT BANKS FUNDING CORP | 04/21/2031 | 1.970 | 45,000,000.00 | 45,000,000.00 | 45,000,000.00 | 37,255,950.00 |
| 821810576 | 3133EMB50 | FEDERAL FARM CREDIT BANKS FUNDING CORP | 05/27/2031 | 1.940 | 11,923,000.00 | 11,923,000.00 | 11,923,000.00 | 9,827,532.75 |
| 866508567 | 3133ENXV7 | FEDERAL FARM CREDIT BANKS FUNDING CORP | 06/02/2031 | 4.330 | 25,000,000.00 | 25,000,000.00 | 25,000,000.00 | 24,014,250.00 |
| 821810641 | 3133ENCC2 | FEDERAL FARM CREDIT BANKS FUNDING CORP | 10/27/2031 | 1.980 | 20,000,000.00 | 20,000,000.00 | 20,000,000.00 | 16,443,000.00 |
| 821809783 | 3133ENCC2 | FEDERAL FARM CREDIT BANKS FUNDING CORP | 10/27/2031 | 1.980 | 25,000,000.00 | 25,000,000.00 | 25,000,000.00 | 20,553,750.00 |
| 821810303 | 3133ENGR5 | FEDERAL FARM CREDIT BANKS FUNDING CORP | 12/09/2031 | 2.200 | 25,000,000.00 | 25,000,000.00 | 25,000,000.00 | 20,743,500.00 |

TREASURER PORTFOLIO COMPARED TO MARKET VALUE
 FOR THE PERIOD: FEBRUARY 1, 2024 TO FEBRUARY 29, 2024
 FUND: POOLED SURPLUS INVESTMENTS
 ATTACHMENT X

| Security ID | CUSIP | Description | Maturity Date | Face Rate | PAR | Amortized Cost | Historical Cost | Market Value |
|-------------|-----------|--|---------------|-----------|---------------|----------------|-----------------|---------------|
| 821810310 | 3133ENGR5 | FEDERAL FARM CREDIT BANKS FUNDING CORP | 12/09/2031 | 2.200 | 25,000,000.00 | 25,000,000.00 | 25,000,000.00 | 20,743,500.00 |
| 821810051 | 3133EMJZ6 | FEDERAL FARM CREDIT BANKS FUNDING CORP | 12/10/2031 | 1.170 | 37,000,000.00 | 36,854,556.92 | 36,794,280.00 | 29,017,250.00 |
| 821809231 | 3133ENJK7 | FEDERAL FARM CREDIT BANKS FUNDING CORP | 12/23/2031 | 2.050 | 45,000,000.00 | 45,000,000.00 | 45,000,000.00 | 37,076,850.00 |
| 821809747 | 3133ENJZ4 | FEDERAL FARM CREDIT BANKS FUNDING CORP | 01/05/2032 | 1.800 | 25,000,000.00 | 24,993,133.22 | 24,991,250.00 | 20,180,750.00 |
| 821809519 | 3133ENKA7 | FEDERAL FARM CREDIT BANKS FUNDING CORP | 01/05/2032 | 2.125 | 30,000,000.00 | 30,000,000.00 | 30,000,000.00 | 24,846,900.00 |
| 821810280 | 3133ENKM1 | FEDERAL FARM CREDIT BANKS FUNDING CORP | 01/12/2032 | 2.120 | 25,000,000.00 | 25,000,000.00 | 25,000,000.00 | 20,690,000.00 |
| 821810605 | 3133ENKM1 | FEDERAL FARM CREDIT BANKS FUNDING CORP | 01/12/2032 | 2.120 | 25,000,000.00 | 25,000,000.00 | 25,000,000.00 | 20,690,000.00 |
| 821810282 | 3133ENKM1 | FEDERAL FARM CREDIT BANKS FUNDING CORP | 01/12/2032 | 2.120 | 25,000,000.00 | 25,000,000.00 | 25,000,000.00 | 20,690,000.00 |
| 821809877 | 3133ENKZ2 | FEDERAL FARM CREDIT BANKS FUNDING CORP | 01/14/2032 | 2.000 | 25,000,000.00 | 24,901,297.72 | 24,875,000.00 | 20,864,750.00 |
| 821810653 | 3133ENLL2 | FEDERAL FARM CREDIT BANKS FUNDING CORP | 01/20/2032 | 2.050 | 20,000,000.00 | 20,000,000.00 | 20,000,000.00 | 16,453,600.00 |
| 821809879 | 3133ENLL2 | FEDERAL FARM CREDIT BANKS FUNDING CORP | 01/20/2032 | 2.050 | 25,000,000.00 | 25,000,000.00 | 25,000,000.00 | 20,567,000.00 |
| 821810441 | 3133ENLS7 | FEDERAL FARM CREDIT BANKS FUNDING CORP | 01/26/2032 | 2.320 | 25,000,000.00 | 25,000,000.00 | 25,000,000.00 | 20,997,250.00 |
| 821810450 | 3133ENLS7 | FEDERAL FARM CREDIT BANKS FUNDING CORP | 01/26/2032 | 2.320 | 25,000,000.00 | 25,000,000.00 | 25,000,000.00 | 20,997,250.00 |
| 821810661 | 3133ENMP2 | FEDERAL FARM CREDIT BANKS FUNDING CORP | 01/27/2032 | 2.230 | 20,900,000.00 | 20,900,000.00 | 20,900,000.00 | 17,430,391.00 |
| 821810398 | 3133ENMP2 | FEDERAL FARM CREDIT BANKS FUNDING CORP | 01/27/2032 | 2.230 | 25,000,000.00 | 25,000,000.00 | 25,000,000.00 | 20,849,750.00 |
| 821810354 | 3133ENMP2 | FEDERAL FARM CREDIT BANKS FUNDING CORP | 01/27/2032 | 2.230 | 25,000,000.00 | 25,000,000.00 | 25,000,000.00 | 20,849,750.00 |
| 821810407 | 3133ENMP2 | FEDERAL FARM CREDIT BANKS FUNDING CORP | 01/27/2032 | 2.230 | 25,000,000.00 | 25,000,000.00 | 25,000,000.00 | 20,849,750.00 |
| 840008631 | 3133ENUV0 | FEDERAL FARM CREDIT BANKS FUNDING CORP | 04/19/2032 | 4.000 | 25,000,000.00 | 25,000,000.00 | 25,000,000.00 | 23,504,000.00 |
| 878042078 | 3133ENZQ6 | FEDERAL FARM CREDIT BANKS FUNDING CORP | 06/29/2032 | 4.700 | 20,000,000.00 | 19,933,380.78 | 19,920,000.00 | 19,537,600.00 |
| 900293453 | 3133ENG61 | FEDERAL FARM CREDIT BANKS FUNDING CORP | 08/16/2032 | 4.700 | 25,000,000.00 | 24,978,853.00 | 24,975,000.00 | 24,170,000.00 |
| 821809170 | 3133EMFU1 | FEDERAL FARM CREDIT BANKS FUNDING CORP | 11/03/2032 | 1.240 | 18,330,000.00 | 18,330,000.00 | 18,330,000.00 | 14,056,910.40 |
| 821808961 | 3133EMFU1 | FEDERAL FARM CREDIT BANKS FUNDING CORP | 11/03/2032 | 1.240 | 18,330,000.00 | 18,330,000.00 | 18,330,000.00 | 14,056,910.40 |
| 821810377 | 3133EMFU1 | FEDERAL FARM CREDIT BANKS FUNDING CORP | 11/03/2032 | 1.240 | 18,340,000.00 | 18,340,000.00 | 18,340,000.00 | 14,064,579.20 |
| 821810284 | 3133ENFG0 | FEDERAL FARM CREDIT BANKS FUNDING CORP | 11/29/2033 | 2.350 | 15,150,000.00 | 15,150,000.00 | 15,150,000.00 | 12,291,952.50 |
| 821810084 | 3133ENKB5 | FEDERAL FARM CREDIT BANKS FUNDING CORP | 01/05/2034 | 2.340 | 38,700,000.00 | 38,668,240.04 | 38,661,300.00 | 31,511,475.00 |
| 1174833668 | 313384TT6 | FEDERAL HOME LOAN BANKS | 03/01/2024 | 5.264 | 50,000,000.00 | 50,000,000.00 | 49,590,577.78 | 49,992,500.00 |
| 1174833675 | 313384TT6 | FEDERAL HOME LOAN BANKS | 03/01/2024 | 5.264 | 50,000,000.00 | 50,000,000.00 | 49,590,577.78 | 49,992,500.00 |
| 1152538757 | 313384TY5 | FEDERAL HOME LOAN BANKS | 03/06/2024 | 5.246 | 50,000,000.00 | 49,963,569.44 | 49,336,963.89 | 49,956,000.00 |
| 1152538748 | 313384TY5 | FEDERAL HOME LOAN BANKS | 03/06/2024 | 5.246 | 50,000,000.00 | 49,963,569.44 | 49,336,963.89 | 49,956,000.00 |
| 1155538754 | 313384TY5 | FEDERAL HOME LOAN BANKS | 03/06/2024 | 5.230 | 50,000,000.00 | 49,963,680.56 | 49,353,513.89 | 49,956,000.00 |
| 1155538745 | 313384TY5 | FEDERAL HOME LOAN BANKS | 03/06/2024 | 5.230 | 50,000,000.00 | 49,963,680.56 | 49,353,513.89 | 49,956,000.00 |
| 1155538747 | 313384TY5 | FEDERAL HOME LOAN BANKS | 03/06/2024 | 5.230 | 50,000,000.00 | 49,963,680.56 | 49,353,513.89 | 49,956,000.00 |
| 1155538717 | 313384TY5 | FEDERAL HOME LOAN BANKS | 03/06/2024 | 5.230 | 50,000,000.00 | 49,963,680.56 | 49,353,513.89 | 49,956,000.00 |
| 1154559347 | 313384UA5 | FEDERAL HOME LOAN BANKS | 03/08/2024 | 5.238 | 50,000,000.00 | 49,949,075.00 | 49,337,975.00 | 49,941,500.00 |
| 1154559334 | 313384UA5 | FEDERAL HOME LOAN BANKS | 03/08/2024 | 5.238 | 50,000,000.00 | 49,949,075.00 | 49,337,975.00 | 49,941,500.00 |
| 1163564642 | 313384UD9 | FEDERAL HOME LOAN BANKS | 03/11/2024 | 5.225 | 50,000,000.00 | 49,927,430.56 | 49,404,930.56 | 49,919,500.00 |
| 1166058698 | 313384UE7 | FEDERAL HOME LOAN BANKS | 03/12/2024 | 5.190 | 50,000,000.00 | 49,920,708.33 | 49,444,958.33 | 49,912,500.00 |
| 1166058691 | 313384UE7 | FEDERAL HOME LOAN BANKS | 03/12/2024 | 5.190 | 50,000,000.00 | 49,920,708.33 | 49,444,958.33 | 49,912,500.00 |
| 1153532663 | 313384UF4 | FEDERAL HOME LOAN BANKS | 03/13/2024 | 5.230 | 42,330,000.00 | 42,256,204.70 | 41,727,338.38 | 42,249,573.00 |
| 1155538743 | 313384UF4 | FEDERAL HOME LOAN BANKS | 03/13/2024 | 5.225 | 50,000,000.00 | 49,912,916.67 | 49,303,333.33 | 49,905,000.00 |
| 1155538721 | 313384UF4 | FEDERAL HOME LOAN BANKS | 03/13/2024 | 5.225 | 50,000,000.00 | 49,912,916.67 | 49,303,333.33 | 49,905,000.00 |
| 1155538734 | 313384UF4 | FEDERAL HOME LOAN BANKS | 03/13/2024 | 5.225 | 50,000,000.00 | 49,912,916.67 | 49,303,333.33 | 49,905,000.00 |
| 1155538753 | 313384UF4 | FEDERAL HOME LOAN BANKS | 03/13/2024 | 5.225 | 50,000,000.00 | 49,912,916.67 | 49,303,333.33 | 49,905,000.00 |
| 1157155723 | 313384UF4 | FEDERAL HOME LOAN BANKS | 03/13/2024 | 5.244 | 50,000,000.00 | 49,912,600.00 | 49,337,216.67 | 49,905,000.00 |
| 1157155730 | 313384UF4 | FEDERAL HOME LOAN BANKS | 03/13/2024 | 5.244 | 50,000,000.00 | 49,912,600.00 | 49,337,216.67 | 49,905,000.00 |
| 1153532654 | 313384UH0 | FEDERAL HOME LOAN BANKS | 03/15/2024 | 5.230 | 50,000,000.00 | 49,898,305.56 | 49,273,611.11 | 49,890,500.00 |
| 1153532668 | 313384UH0 | FEDERAL HOME LOAN BANKS | 03/15/2024 | 5.230 | 50,000,000.00 | 49,898,305.56 | 49,273,611.11 | 49,890,500.00 |
| 1157685565 | 313384UH0 | FEDERAL HOME LOAN BANKS | 03/15/2024 | 5.220 | 50,000,000.00 | 49,898,500.00 | 49,325,750.00 | 49,890,500.00 |
| 1162761371 | 313384UN7 | FEDERAL HOME LOAN BANKS | 03/20/2024 | 5.230 | 21,000,000.00 | 20,942,034.17 | 20,722,374.17 | 20,938,680.00 |
| 1143030755 | 313384UN7 | FEDERAL HOME LOAN BANKS | 03/20/2024 | 5.250 | 50,000,000.00 | 49,861,458.33 | 49,132,291.67 | 49,854,000.00 |
| 1143030756 | 313384UN7 | FEDERAL HOME LOAN BANKS | 03/20/2024 | 5.250 | 50,000,000.00 | 49,861,458.33 | 49,132,291.67 | 49,854,000.00 |
| 1172435247 | 313384VA4 | FEDERAL HOME LOAN BANKS | 04/01/2024 | 5.210 | 30,206,000.00 | 30,070,484.14 | 29,812,566.85 | 30,065,240.04 |
| 1176677989 | 313384VB2 | FEDERAL HOME LOAN BANKS | 04/02/2024 | 5.165 | 50,000,000.00 | 49,770,444.45 | 49,390,243.06 | 49,759,500.00 |
| 1169492853 | 313384VC0 | FEDERAL HOME LOAN BANKS | 04/03/2024 | 5.170 | 50,000,000.00 | 49,763,041.67 | 49,303,486.11 | 49,752,500.00 |
| 1169492855 | 313384VC0 | FEDERAL HOME LOAN BANKS | 04/03/2024 | 5.170 | 50,000,000.00 | 49,763,041.67 | 49,303,486.11 | 49,752,500.00 |
| 1154559333 | 313384VE6 | FEDERAL HOME LOAN BANKS | 04/05/2024 | 5.233 | 50,000,000.00 | 49,745,618.06 | 49,135,101.39 | 49,738,000.00 |
| 1154559335 | 313384VE6 | FEDERAL HOME LOAN BANKS | 04/05/2024 | 5.233 | 50,000,000.00 | 49,745,618.06 | 49,135,101.39 | 49,738,000.00 |
| 1168434532 | 313384VE6 | FEDERAL HOME LOAN BANKS | 04/05/2024 | 5.170 | 50,000,000.00 | 49,748,680.55 | 49,281,944.44 | 49,738,000.00 |
| 1168434529 | 313384VE6 | FEDERAL HOME LOAN BANKS | 04/05/2024 | 5.170 | 50,000,000.00 | 49,748,680.55 | 49,281,944.44 | 49,738,000.00 |
| 1168434531 | 313384VE6 | FEDERAL HOME LOAN BANKS | 04/05/2024 | 5.170 | 50,000,000.00 | 49,748,680.55 | 49,281,944.44 | 49,738,000.00 |
| 1168434527 | 313384VE6 | FEDERAL HOME LOAN BANKS | 04/05/2024 | 5.170 | 50,000,000.00 | 49,748,680.55 | 49,281,944.44 | 49,738,000.00 |
| 1165120709 | 313384VL0 | FEDERAL HOME LOAN BANKS | 04/11/2024 | 5.200 | 50,000,000.00 | 49,703,888.89 | 49,234,444.44 | 49,694,000.00 |
| 1165120708 | 313384VL0 | FEDERAL HOME LOAN BANKS | 04/11/2024 | 5.200 | 50,000,000.00 | 49,703,888.89 | 49,234,444.44 | 49,694,000.00 |
| 1158426356 | 313384VM8 | FEDERAL HOME LOAN BANKS | 04/12/2024 | 5.205 | 50,000,000.00 | 49,696,375.00 | 49,139,729.17 | 49,687,000.00 |
| 1158426355 | 313384VM8 | FEDERAL HOME LOAN BANKS | 04/12/2024 | 5.205 | 50,000,000.00 | 49,696,375.00 | 49,139,729.17 | 49,687,000.00 |
| 1169492858 | 313384VQ9 | FEDERAL HOME LOAN BANKS | 04/15/2024 | 5.135 | 50,000,000.00 | 49,679,062.50 | 49,222,618.06 | 49,665,000.00 |
| 1174014400 | 313384VQ9 | FEDERAL HOME LOAN BANKS | 04/15/2024 | 5.200 | 50,000,000.00 | 49,675,000.00 | 49,256,111.11 | 49,665,000.00 |
| 1174014396 | 313384VQ9 | FEDERAL HOME LOAN BANKS | 04/15/2024 | 5.200 | 50,000,000.00 | 49,675,000.00 | 49,256,111.11 | 49,665,000.00 |
| 1182247070 | 313384VQ9 | FEDERAL HOME LOAN BANKS | 04/15/2024 | 5.210 | 49,914,000.00 | 49,588,935.08 | 49,271,093.82 | 49,579,576.20 |
| 1179317757 | 313384VS5 | FEDERAL HOME LOAN BANKS | 04/17/2024 | 5.170 | 50,000,000.00 | 49,662,513.89 | 49,310,666.67 | 49,650,500.00 |
| 1180740461 | 313384VS5 | FEDERAL HOME LOAN BANKS | 04/17/2024 | 5.214 | 50,000,000.00 | 49,659,641.66 | 49,341,008.33 | 49,650,500.00 |
| 1189533964 | 313384VU0 | FEDERAL HOME LOAN BANKS | 04/19/2024 | 5.160 | 39,446,000.00 | 39,168,957.59 | 38,988,031.94 | 39,158,833.12 |

TREASURER PORTFOLIO COMPARED TO MARKET VALUE
 FOR THE PERIOD: FEBRUARY 1, 2024 TO FEBRUARY 29, 2024
 FUND: POOLED SURPLUS INVESTMENTS
 ATTACHMENT X

| Security ID | CUSIP | Description | Maturity Date | Face Rate | PAR | Amortized Cost | Historical Cost | Market Value |
|-------------|-----------|-------------------------|---------------|-----------|---------------|----------------|-----------------|---------------|
| 1166058690 | 313384VU0 | FEDERAL HOME LOAN BANKS | 04/19/2024 | 5.210 | 40,907,000.00 | 40,616,912.56 | 40,226,182.53 | 40,609,197.04 |
| 1166058700 | 313384VU0 | FEDERAL HOME LOAN BANKS | 04/19/2024 | 5.210 | 50,000,000.00 | 49,645,430.55 | 49,167,847.22 | 49,636,000.00 |
| 1169993971 | 313384VU0 | FEDERAL HOME LOAN BANKS | 04/19/2024 | 5.130 | 50,000,000.00 | 49,650,875.00 | 49,202,000.00 | 49,636,000.00 |
| 1177441014 | 313384VU0 | FEDERAL HOME LOAN BANKS | 04/19/2024 | 5.175 | 50,000,000.00 | 49,647,812.50 | 49,274,062.50 | 49,636,000.00 |
| 1179317765 | 313384VU0 | FEDERAL HOME LOAN BANKS | 04/19/2024 | 5.170 | 50,000,000.00 | 49,648,152.78 | 49,296,305.56 | 49,636,000.00 |
| 1180740463 | 313384VU0 | FEDERAL HOME LOAN BANKS | 04/19/2024 | 5.210 | 50,000,000.00 | 49,645,430.56 | 49,319,805.56 | 49,636,000.00 |
| 1180740459 | 313384VU0 | FEDERAL HOME LOAN BANKS | 04/19/2024 | 5.210 | 50,000,000.00 | 49,645,430.56 | 49,319,805.56 | 49,636,000.00 |
| 1182901662 | 313384VU0 | FEDERAL HOME LOAN BANKS | 04/19/2024 | 5.220 | 50,000,000.00 | 49,644,750.00 | 49,340,250.00 | 49,636,000.00 |
| 1180740460 | 313384VX4 | FEDERAL HOME LOAN BANKS | 04/22/2024 | 5.140 | 50,000,000.00 | 49,628,777.78 | 49,307,527.78 | 49,614,000.00 |
| 1180740466 | 313384VX4 | FEDERAL HOME LOAN BANKS | 04/22/2024 | 5.140 | 50,000,000.00 | 49,628,777.78 | 49,307,527.78 | 49,614,000.00 |
| 1185915852 | 313384VZ9 | FEDERAL HOME LOAN BANKS | 04/24/2024 | 5.204 | 50,000,000.00 | 49,609,700.00 | 49,342,272.22 | 49,599,500.00 |
| 1185915855 | 313384VZ9 | FEDERAL HOME LOAN BANKS | 04/24/2024 | 5.204 | 50,000,000.00 | 49,609,700.00 | 49,342,272.22 | 49,599,500.00 |
| 1187349643 | 313384VZ9 | FEDERAL HOME LOAN BANKS | 04/24/2024 | 5.200 | 50,000,000.00 | 49,610,000.00 | 49,357,222.22 | 49,599,500.00 |
| 1187349650 | 313384VZ9 | FEDERAL HOME LOAN BANKS | 04/24/2024 | 5.200 | 50,000,000.00 | 49,610,000.00 | 49,357,222.22 | 49,599,500.00 |
| 1213311338 | 313384VZ9 | FEDERAL HOME LOAN BANKS | 04/24/2024 | 5.250 | 50,000,000.00 | 49,606,250.00 | 49,591,666.67 | 49,599,500.00 |
| 1187349644 | 313384WB1 | FEDERAL HOME LOAN BANKS | 04/26/2024 | 5.202 | 50,000,000.00 | 49,595,400.00 | 49,342,525.00 | 49,585,000.00 |
| 1185915856 | 313384WF2 | FEDERAL HOME LOAN BANKS | 04/30/2024 | 5.210 | 50,000,000.00 | 49,565,833.33 | 49,290,861.11 | 49,555,500.00 |
| 1190173744 | 313384WG0 | FEDERAL HOME LOAN BANKS | 05/01/2024 | 5.203 | 50,000,000.00 | 49,559,190.28 | 49,342,398.61 | 49,551,500.00 |
| 1190173733 | 313384WG0 | FEDERAL HOME LOAN BANKS | 05/01/2024 | 5.203 | 50,000,000.00 | 49,559,190.28 | 49,342,398.61 | 49,551,500.00 |
| 1190173740 | 313384WJ4 | FEDERAL HOME LOAN BANKS | 05/03/2024 | 5.195 | 39,240,000.00 | 38,883,259.35 | 38,707,720.30 | 38,876,637.60 |
| 1193064185 | 313384WJ4 | FEDERAL HOME LOAN BANKS | 05/03/2024 | 5.204 | 50,000,000.00 | 49,544,650.00 | 49,342,272.22 | 49,537,000.00 |
| 1190173741 | 313384WM7 | FEDERAL HOME LOAN BANKS | 05/06/2024 | 5.180 | 50,000,000.00 | 49,525,166.67 | 49,302,138.89 | 49,515,000.00 |
| 1177441017 | 313384WP0 | FEDERAL HOME LOAN BANKS | 05/08/2024 | 5.191 | 50,000,000.00 | 49,509,738.89 | 49,142,043.06 | 49,500,500.00 |
| 1177441015 | 313384WP0 | FEDERAL HOME LOAN BANKS | 05/08/2024 | 5.191 | 50,000,000.00 | 49,509,738.89 | 49,142,043.06 | 49,500,500.00 |
| 1177441020 | 313384WP0 | FEDERAL HOME LOAN BANKS | 05/08/2024 | 5.191 | 50,000,000.00 | 49,509,738.89 | 49,142,043.06 | 49,500,500.00 |
| 1177441018 | 313384WP0 | FEDERAL HOME LOAN BANKS | 05/08/2024 | 5.191 | 50,000,000.00 | 49,509,738.89 | 49,142,043.06 | 49,500,500.00 |
| 1196589702 | 313384WP0 | FEDERAL HOME LOAN BANKS | 05/08/2024 | 5.230 | 50,000,000.00 | 49,506,055.55 | 49,338,986.11 | 49,500,500.00 |
| 1199147299 | 313384WR6 | FEDERAL HOME LOAN BANKS | 05/10/2024 | 5.235 | 50,000,000.00 | 49,491,041.67 | 49,338,354.17 | 49,486,500.00 |
| 1199147300 | 313384WR6 | FEDERAL HOME LOAN BANKS | 05/10/2024 | 5.235 | 50,000,000.00 | 49,491,041.67 | 49,338,354.17 | 49,486,500.00 |
| 1197358625 | 313384WU9 | FEDERAL HOME LOAN BANKS | 05/13/2024 | 5.210 | 36,661,000.00 | 36,273,686.72 | 36,151,656.51 | 36,268,360.69 |
| 1209968188 | 313384WU9 | FEDERAL HOME LOAN BANKS | 05/13/2024 | 5.210 | 50,000,000.00 | 49,471,763.89 | 49,421,111.11 | 49,464,500.00 |
| 1210762994 | 313384WU9 | FEDERAL HOME LOAN BANKS | 05/13/2024 | 5.215 | 50,000,000.00 | 49,471,256.94 | 49,442,284.72 | 49,464,500.00 |
| 1214367403 | 313384WW5 | FEDERAL HOME LOAN BANKS | 05/15/2024 | 5.215 | 50,000,000.00 | 49,456,770.84 | 49,449,527.78 | 49,450,000.00 |
| 1214367401 | 313384WW5 | FEDERAL HOME LOAN BANKS | 05/15/2024 | 5.215 | 50,000,000.00 | 49,456,770.84 | 49,449,527.78 | 49,450,000.00 |
| 1203356525 | 313384WY1 | FEDERAL HOME LOAN BANKS | 05/17/2024 | 5.225 | 50,000,000.00 | 49,441,215.28 | 49,339,618.06 | 49,435,500.00 |
| 1203356533 | 313384WY1 | FEDERAL HOME LOAN BANKS | 05/17/2024 | 5.225 | 50,000,000.00 | 49,441,215.28 | 49,339,618.06 | 49,435,500.00 |
| 1201525394 | 313384XB0 | FEDERAL HOME LOAN BANKS | 05/20/2024 | 5.190 | 32,138,000.00 | 31,767,341.73 | 31,688,576.85 | 31,761,342.64 |
| 1185915850 | 313384XB0 | FEDERAL HOME LOAN BANKS | 05/20/2024 | 5.125 | 50,000,000.00 | 49,430,555.56 | 49,167,187.50 | 49,414,000.00 |
| 1185915849 | 313384XB0 | FEDERAL HOME LOAN BANKS | 05/20/2024 | 5.125 | 50,000,000.00 | 49,430,555.56 | 49,167,187.50 | 49,414,000.00 |
| 1210763002 | 313384XB0 | FEDERAL HOME LOAN BANKS | 05/20/2024 | 5.210 | 50,000,000.00 | 49,421,111.11 | 49,392,166.67 | 49,414,000.00 |
| 1210762996 | 313384XB0 | FEDERAL HOME LOAN BANKS | 05/20/2024 | 5.210 | 50,000,000.00 | 49,421,111.11 | 49,392,166.67 | 49,414,000.00 |
| 1207761575 | 313384XF1 | FEDERAL HOME LOAN BANKS | 05/24/2024 | 5.190 | 20,343,000.00 | 20,096,646.27 | 20,070,251.23 | 20,092,781.10 |
| 1207761574 | 313384XF1 | FEDERAL HOME LOAN BANKS | 05/24/2024 | 5.190 | 50,000,000.00 | 49,394,500.00 | 49,329,625.00 | 49,385,000.00 |
| 1147289501 | 3130AXD5 | FEDERAL HOME LOAN BANKS | 06/07/2024 | 5.372 | 50,000,000.00 | 50,000,000.00 | 50,000,000.00 | 49,995,000.00 |
| 1203356523 | 313384YC7 | FEDERAL HOME LOAN BANKS | 06/14/2024 | 5.215 | 50,000,000.00 | 49,239,479.17 | 49,138,076.39 | 49,238,000.00 |
| 883310256 | 3130ASME6 | FEDERAL HOME LOAN BANKS | 07/08/2024 | 3.000 | 18,000,000.00 | 17,993,837.65 | 17,965,080.00 | 17,843,940.00 |
| 1161886609 | 3130AY7D2 | FEDERAL HOME LOAN BANKS | 12/27/2024 | 5.210 | 50,000,000.00 | 50,000,000.00 | 50,000,000.00 | 49,878,000.00 |
| 1161897946 | 3130AYA30 | FEDERAL HOME LOAN BANKS | 12/27/2024 | 5.220 | 50,000,000.00 | 50,000,000.00 | 50,000,000.00 | 49,988,500.00 |
| 1161886606 | 3130AY7D2 | FEDERAL HOME LOAN BANKS | 12/27/2024 | 5.210 | 50,000,000.00 | 50,000,000.00 | 50,000,000.00 | 49,878,000.00 |
| 1161897944 | 3130AYA55 | FEDERAL HOME LOAN BANKS | 12/27/2024 | 5.225 | 50,000,000.00 | 50,000,000.00 | 50,000,000.00 | 49,990,000.00 |
| 1161897947 | 3130AYA48 | FEDERAL HOME LOAN BANKS | 12/27/2024 | 5.230 | 50,000,000.00 | 50,000,000.00 | 50,000,000.00 | 49,988,500.00 |
| 1161897945 | 3130AYA30 | FEDERAL HOME LOAN BANKS | 12/27/2024 | 5.220 | 50,000,000.00 | 50,000,000.00 | 50,000,000.00 | 49,988,500.00 |
| 821810283 | 3130AQWY5 | FEDERAL HOME LOAN BANKS | 02/24/2025 | 1.700 | 15,000,000.00 | 15,000,000.00 | 15,000,000.00 | 14,510,400.00 |
| 821809219 | 3130AQWY5 | FEDERAL HOME LOAN BANKS | 02/24/2025 | 1.700 | 25,000,000.00 | 25,000,000.00 | 25,000,000.00 | 24,184,000.00 |
| 821810688 | 3130AQL4 | FEDERAL HOME LOAN BANKS | 02/24/2025 | 1.650 | 25,000,000.00 | 25,000,000.00 | 25,000,000.00 | 24,172,250.00 |
| 821809600 | 3130AQT37 | FEDERAL HOME LOAN BANKS | 02/28/2025 | 1.500 | 25,000,000.00 | 25,000,000.00 | 25,000,000.00 | 24,141,000.00 |
| 821809610 | 3130AQT70 | FEDERAL HOME LOAN BANKS | 02/28/2025 | 1.550 | 25,000,000.00 | 25,000,000.00 | 25,000,000.00 | 24,139,250.00 |
| 821852235 | 3130AQYZ0 | FEDERAL HOME LOAN BANKS | 03/03/2025 | 2.000 | 25,000,000.00 | 25,000,000.00 | 25,000,000.00 | 24,249,750.00 |
| 817178483 | 3130AQXH1 | FEDERAL HOME LOAN BANKS | 03/03/2025 | 1.720 | 25,000,000.00 | 25,000,000.00 | 25,000,000.00 | 24,168,750.00 |
| 821852237 | 3130AQXK4 | FEDERAL HOME LOAN BANKS | 03/07/2025 | 1.740 | 25,000,000.00 | 25,000,000.00 | 25,000,000.00 | 24,164,750.00 |
| 811657280 | 3130AR2Q3 | FEDERAL HOME LOAN BANKS | 03/07/2025 | 2.010 | 25,000,000.00 | 25,000,000.00 | 25,000,000.00 | 24,244,250.00 |
| 821852239 | 3130AR2J9 | FEDERAL HOME LOAN BANKS | 03/10/2025 | 2.000 | 25,000,000.00 | 25,000,000.00 | 25,000,000.00 | 24,237,750.00 |
| 820231279 | 3130ARCH2 | FEDERAL HOME LOAN BANKS | 03/24/2025 | 2.040 | 25,000,000.00 | 25,000,000.00 | 25,000,000.00 | 24,218,000.00 |
| 826608940 | 3130ARCG4 | FEDERAL HOME LOAN BANKS | 03/24/2025 | 2.040 | 25,000,000.00 | 25,000,000.00 | 25,000,000.00 | 24,218,000.00 |
| 826608930 | 3130AR6F3 | FEDERAL HOME LOAN BANKS | 03/24/2025 | 2.000 | 50,000,000.00 | 50,000,000.00 | 50,000,000.00 | 48,415,500.00 |
| 826608941 | 3130ARCC3 | FEDERAL HOME LOAN BANKS | 03/24/2025 | 2.030 | 50,000,000.00 | 50,000,000.00 | 50,000,000.00 | 48,430,500.00 |
| 813949229 | 3130AR6C0 | FEDERAL HOME LOAN BANKS | 03/24/2025 | 2.000 | 50,000,000.00 | 50,000,000.00 | 50,000,000.00 | 48,415,500.00 |
| 826608927 | 3130AR5R8 | FEDERAL HOME LOAN BANKS | 03/24/2025 | 1.890 | 50,000,000.00 | 50,000,000.00 | 50,000,000.00 | 48,331,000.00 |
| 826608942 | 3130AR5P2 | FEDERAL HOME LOAN BANKS | 03/24/2025 | 1.875 | 50,000,000.00 | 50,000,000.00 | 50,000,000.00 | 48,323,500.00 |
| 819378330 | 3130ARAZ4 | FEDERAL HOME LOAN BANKS | 03/28/2025 | 2.000 | 50,000,000.00 | 50,000,000.00 | 50,000,000.00 | 48,579,500.00 |
| 828331469 | 3130AR6A4 | FEDERAL HOME LOAN BANKS | 03/28/2025 | 2.000 | 50,000,000.00 | 50,000,000.00 | 50,000,000.00 | 48,579,500.00 |
| 819993801 | 3130ARBH3 | FEDERAL HOME LOAN BANKS | 03/28/2025 | 2.000 | 50,000,000.00 | 50,000,000.00 | 50,000,000.00 | 48,579,500.00 |

TREASURER PORTFOLIO COMPARED TO MARKET VALUE
 FOR THE PERIOD: FEBRUARY 1, 2024 TO FEBRUARY 29, 2024
 FUND: POOLED SURPLUS INVESTMENTS
 ATTACHMENT X

| Security ID | CUSIP | Description | Maturity Date | Face Rate | PAR | Amortized Cost | Historical Cost | Market Value |
|-------------|-----------|-------------------------|---------------|-----------|---------------|----------------|-----------------|---------------|
| 833040168 | 3130ARDB4 | FEDERAL HOME LOAN BANKS | 04/04/2025 | 2.090 | 25,000,000.00 | 25,000,000.00 | 25,000,000.00 | 24,296,750.00 |
| 821108957 | 3130ARD99 | FEDERAL HOME LOAN BANKS | 04/04/2025 | 2.080 | 25,000,000.00 | 25,000,000.00 | 25,000,000.00 | 24,293,500.00 |
| 840297222 | 3130ARE56 | FEDERAL HOME LOAN BANKS | 04/04/2025 | 2.210 | 25,000,000.00 | 25,000,000.00 | 25,000,000.00 | 24,330,000.00 |
| 836624936 | 3130ARF63 | FEDERAL HOME LOAN BANKS | 04/11/2025 | 2.300 | 25,000,000.00 | 25,000,000.00 | 25,000,000.00 | 24,341,250.00 |
| 836624939 | 3130ARF48 | FEDERAL HOME LOAN BANKS | 04/11/2025 | 2.300 | 25,000,000.00 | 25,000,000.00 | 25,000,000.00 | 24,341,250.00 |
| 838488793 | 3130ARKC4 | FEDERAL HOME LOAN BANKS | 04/14/2025 | 2.840 | 25,000,000.00 | 25,000,000.00 | 25,000,000.00 | 24,490,250.00 |
| 838488791 | 3130ARGR6 | FEDERAL HOME LOAN BANKS | 04/14/2025 | 2.600 | 25,000,000.00 | 25,000,000.00 | 25,000,000.00 | 24,420,250.00 |
| 839545177 | 3130ARHC8 | FEDERAL HOME LOAN BANKS | 04/17/2025 | 2.600 | 25,000,000.00 | 25,000,000.00 | 25,000,000.00 | 24,416,000.00 |
| 837511310 | 3130ARRT0 | FEDERAL HOME LOAN BANKS | 04/25/2025 | 3.020 | 25,000,000.00 | 25,000,000.00 | 25,000,000.00 | 24,469,000.00 |
| 843475069 | 3130ARKR1 | FEDERAL HOME LOAN BANKS | 04/25/2025 | 2.910 | 25,000,000.00 | 25,000,000.00 | 25,000,000.00 | 24,495,000.00 |
| 843475066 | 3130ARPK1 | FEDERAL HOME LOAN BANKS | 04/25/2025 | 3.000 | 25,000,000.00 | 25,000,000.00 | 25,000,000.00 | 24,463,500.00 |
| 844868360 | 3130ARP70 | FEDERAL HOME LOAN BANKS | 04/25/2025 | 3.000 | 50,000,000.00 | 50,000,000.00 | 50,000,000.00 | 48,927,000.00 |
| 835023451 | 3130ARPM7 | FEDERAL HOME LOAN BANKS | 04/28/2025 | 3.020 | 25,000,000.00 | 24,998,554.01 | 24,996,250.00 | 24,465,000.00 |
| 835023450 | 3130ARPH8 | FEDERAL HOME LOAN BANKS | 04/28/2025 | 3.010 | 25,000,000.00 | 25,000,000.00 | 25,000,000.00 | 24,462,250.00 |
| 8444868359 | 3130ARPE5 | FEDERAL HOME LOAN BANKS | 04/28/2025 | 3.000 | 25,000,000.00 | 25,000,000.00 | 25,000,000.00 | 24,459,500.00 |
| 837511314 | 3130ARRR4 | FEDERAL HOME LOAN BANKS | 04/28/2025 | 3.020 | 25,000,000.00 | 25,000,000.00 | 25,000,000.00 | 24,465,000.00 |
| 850346601 | 3130ARV40 | FEDERAL HOME LOAN BANKS | 05/05/2025 | 3.100 | 25,000,000.00 | 25,000,000.00 | 25,000,000.00 | 24,478,500.00 |
| 851779930 | 3130ARVU2 | FEDERAL HOME LOAN BANKS | 05/09/2025 | 3.300 | 25,000,000.00 | 25,000,000.00 | 25,000,000.00 | 24,530,750.00 |
| 841371336 | 3130ARUC3 | FEDERAL HOME LOAN BANKS | 05/12/2025 | 3.120 | 25,000,000.00 | 25,000,000.00 | 25,000,000.00 | 24,478,000.00 |
| 853951950 | 3130ARVC2 | FEDERAL HOME LOAN BANKS | 05/12/2025 | 3.200 | 25,000,000.00 | 25,000,000.00 | 25,000,000.00 | 24,501,000.00 |
| 855441198 | 3130ARVV8 | FEDERAL HOME LOAN BANKS | 05/16/2025 | 3.320 | 25,000,000.00 | 25,000,000.00 | 25,000,000.00 | 24,527,750.00 |
| 842850552 | 3130ARVF5 | FEDERAL HOME LOAN BANKS | 05/19/2025 | 3.210 | 25,000,000.00 | 25,000,000.00 | 25,000,000.00 | 24,494,500.00 |
| 859220857 | 3130ARVY4 | FEDERAL HOME LOAN BANKS | 05/19/2025 | 3.350 | 25,000,000.00 | 25,000,000.00 | 25,000,000.00 | 24,535,500.00 |
| 850346592 | 3130ARZT1 | FEDERAL HOME LOAN BANKS | 05/23/2025 | 3.450 | 25,000,000.00 | 25,000,000.00 | 25,000,000.00 | 24,554,250.00 |
| 849799807 | 3130ARZC8 | FEDERAL HOME LOAN BANKS | 05/23/2025 | 3.400 | 25,000,000.00 | 25,000,000.00 | 25,000,000.00 | 24,539,250.00 |
| 850346595 | 3130ARZW4 | FEDERAL HOME LOAN BANKS | 05/23/2025 | 3.500 | 25,000,000.00 | 25,000,000.00 | 25,000,000.00 | 24,569,000.00 |
| 1151409909 | 3130AXZ27 | FEDERAL HOME LOAN BANKS | 06/06/2025 | 5.350 | 50,000,000.00 | 50,000,000.00 | 50,000,000.00 | 49,873,500.00 |
| 870006897 | 3130ASF66 | FEDERAL HOME LOAN BANKS | 06/27/2025 | 3.500 | 25,000,000.00 | 25,000,000.00 | 25,000,000.00 | 24,519,500.00 |
| 869387879 | 3130ASEK1 | FEDERAL HOME LOAN BANKS | 06/27/2025 | 3.335 | 25,000,000.00 | 25,000,000.00 | 25,000,000.00 | 24,467,250.00 |
| 870006889 | 3130ASFH7 | FEDERAL HOME LOAN BANKS | 06/27/2025 | 3.500 | 25,000,000.00 | 25,000,000.00 | 25,000,000.00 | 24,519,500.00 |
| 870418077 | 3130ASGA1 | FEDERAL HOME LOAN BANKS | 06/27/2025 | 3.820 | 25,000,000.00 | 25,000,000.00 | 25,000,000.00 | 24,629,000.00 |
| 984352416 | 3130AUT38 | FEDERAL HOME LOAN BANKS | 02/27/2026 | 5.100 | 25,000,000.00 | 25,000,000.00 | 25,000,000.00 | 24,847,250.00 |
| 821809680 | 3130ALV68 | FEDERAL HOME LOAN BANKS | 03/30/2026 | 1.030 | 25,000,000.00 | 25,000,000.00 | 25,000,000.00 | 23,161,000.00 |
| 841085426 | 3130ARKG5 | FEDERAL HOME LOAN BANKS | 04/21/2026 | 3.000 | 25,000,000.00 | 25,000,000.00 | 25,000,000.00 | 24,035,250.00 |
| 821809996 | 3130AM2J0 | FEDERAL HOME LOAN BANKS | 04/28/2026 | 1.050 | 50,000,000.00 | 50,000,000.00 | 50,000,000.00 | 46,250,500.00 |
| 821809550 | 3130APYJ8 | FEDERAL HOME LOAN BANKS | 06/08/2026 | 1.290 | 25,000,000.00 | 25,000,000.00 | 25,000,000.00 | 23,159,750.00 |
| 1091802991 | 3130AWVU1 | FEDERAL HOME LOAN BANKS | 08/28/2026 | 5.550 | 25,000,000.00 | 25,000,000.00 | 25,000,000.00 | 24,958,750.00 |
| 821809546 | 3130APNL5 | FEDERAL HOME LOAN BANKS | 10/27/2026 | 1.280 | 25,000,000.00 | 25,000,000.00 | 25,000,000.00 | 22,853,000.00 |
| 821809534 | 3130APMZ5 | FEDERAL HOME LOAN BANKS | 10/27/2026 | 1.250 | 25,000,000.00 | 25,000,000.00 | 25,000,000.00 | 22,834,250.00 |
| 821809460 | 3130AMAD4 | FEDERAL HOME LOAN BANKS | 11/12/2026 | 1.100 | 30,000,000.00 | 30,000,000.00 | 30,000,000.00 | 27,360,600.00 |
| 821809562 | 3130APWC5 | FEDERAL HOME LOAN BANKS | 11/23/2026 | 1.375 | 25,000,000.00 | 25,000,000.00 | 25,000,000.00 | 22,848,500.00 |
| 821809554 | 3130APVK8 | FEDERAL HOME LOAN BANKS | 11/23/2026 | 1.300 | 25,000,000.00 | 25,000,000.00 | 25,000,000.00 | 22,800,500.00 |
| 821809587 | 3130AHL76 | FEDERAL HOME LOAN BANKS | 11/25/2026 | 2.080 | 40,950,000.00 | 40,950,000.00 | 40,950,000.00 | 38,220,682.50 |
| 821809174 | 3130AHL76 | FEDERAL HOME LOAN BANKS | 11/25/2026 | 2.080 | 50,000,000.00 | 50,000,000.00 | 50,000,000.00 | 46,667,500.00 |
| 821809640 | 3130APXY6 | FEDERAL HOME LOAN BANKS | 12/01/2026 | 1.420 | 25,000,000.00 | 25,000,000.00 | 25,000,000.00 | 22,867,000.00 |
| 821809636 | 3130APX26 | FEDERAL HOME LOAN BANKS | 12/01/2026 | 1.400 | 25,000,000.00 | 25,000,000.00 | 25,000,000.00 | 22,854,000.00 |
| 821809202 | 3130AHNR0 | FEDERAL HOME LOAN BANKS | 12/16/2026 | 2.020 | 50,000,000.00 | 50,000,000.00 | 50,000,000.00 | 46,542,000.00 |
| 821809582 | 3130AHSJ3 | FEDERAL HOME LOAN BANKS | 12/23/2026 | 2.090 | 40,000,000.00 | 40,000,000.00 | 40,000,000.00 | 37,287,200.00 |
| 821810784 | 3130AQF24 | FEDERAL HOME LOAN BANKS | 12/29/2026 | 1.400 | 50,000,000.00 | 50,000,000.00 | 50,000,000.00 | 45,598,000.00 |
| 821809655 | 3130AQAY9 | FEDERAL HOME LOAN BANKS | 12/30/2026 | 1.500 | 25,000,000.00 | 25,000,000.00 | 25,000,000.00 | 22,861,750.00 |
| 821809601 | 3130AQHZ9 | FEDERAL HOME LOAN BANKS | 01/25/2027 | 1.540 | 25,000,000.00 | 25,000,000.00 | 25,000,000.00 | 22,927,250.00 |
| 821809221 | 3130AQNR0 | FEDERAL HOME LOAN BANKS | 01/27/2027 | 1.750 | 25,000,000.00 | 25,000,000.00 | 25,000,000.00 | 23,068,250.00 |
| 821809215 | 3130AQM26 | FEDERAL HOME LOAN BANKS | 01/27/2027 | 1.700 | 25,000,000.00 | 25,000,000.00 | 25,000,000.00 | 23,033,500.00 |
| 821809596 | 3130AQJR5 | FEDERAL HOME LOAN BANKS | 01/27/2027 | 1.500 | 25,000,000.00 | 25,000,000.00 | 25,000,000.00 | 22,896,250.00 |
| 821810683 | 3130AQKV4 | FEDERAL HOME LOAN BANKS | 01/27/2027 | 1.625 | 25,000,000.00 | 25,000,000.00 | 25,000,000.00 | 22,982,250.00 |
| 821810693 | 3130AQLU5 | FEDERAL HOME LOAN BANKS | 01/27/2027 | 1.660 | 25,000,000.00 | 25,000,000.00 | 25,000,000.00 | 23,005,750.00 |
| 821810687 | 3130AQLQ4 | FEDERAL HOME LOAN BANKS | 01/27/2027 | 1.650 | 25,000,000.00 | 25,000,000.00 | 25,000,000.00 | 22,999,000.00 |
| 821810799 | 3130AQJW4 | FEDERAL HOME LOAN BANKS | 01/27/2027 | 1.520 | 50,000,000.00 | 50,000,000.00 | 50,000,000.00 | 45,820,500.00 |
| 841371341 | 3130ARNL1 | FEDERAL HOME LOAN BANKS | 04/21/2027 | 3.260 | 25,000,000.00 | 25,000,000.00 | 25,000,000.00 | 23,976,750.00 |
| 833040183 | 3130ARNE7 | FEDERAL HOME LOAN BANKS | 04/27/2027 | 3.250 | 50,000,000.00 | 50,000,000.00 | 50,000,000.00 | 47,914,500.00 |
| 821810028 | 3130AJJQ3 | FEDERAL HOME LOAN BANKS | 04/27/2027 | 1.200 | 50,000,000.00 | 50,000,000.00 | 50,000,000.00 | 45,054,000.00 |
| 824373426 | 3130AJK40 | FEDERAL HOME LOAN BANKS | 05/04/2027 | 1.200 | 19,444,444.44 | 19,444,444.45 | 19,444,444.45 | 17,513,416.67 |
| 858143703 | 3130AS6Q7 | FEDERAL HOME LOAN BANKS | 06/07/2027 | 3.250 | 25,000,000.00 | 25,000,000.00 | 25,000,000.00 | 23,862,750.00 |
| 821809972 | 3130AJRQ4 | FEDERAL HOME LOAN BANKS | 06/25/2027 | 1.000 | 50,000,000.00 | 50,000,000.00 | 50,000,000.00 | 44,579,000.00 |
| 877589745 | 3130ASHH5 | FEDERAL HOME LOAN BANKS | 06/28/2027 | 4.260 | 25,000,000.00 | 25,000,000.00 | 25,000,000.00 | 24,524,250.00 |
| 877589744 | 3130ASDV8 | FEDERAL HOME LOAN BANKS | 06/28/2027 | 3.300 | 25,000,000.00 | 25,000,000.00 | 25,000,000.00 | 23,927,000.00 |
| 870007040 | 3130ASFG9 | FEDERAL HOME LOAN BANKS | 06/29/2027 | 3.800 | 25,000,000.00 | 25,000,000.00 | 25,000,000.00 | 24,205,250.00 |
| 821809149 | 3130AJSQ3 | FEDERAL HOME LOAN BANKS | 07/06/2027 | 1.020 | 24,185,000.00 | 24,182,104.85 | 24,178,953.75 | 21,557,783.45 |
| 821809953 | 3130AJV48 | FEDERAL HOME LOAN BANKS | 07/28/2027 | 0.770 | 50,000,000.00 | 50,000,000.00 | 50,000,000.00 | 44,118,500.00 |
| 821809632 | 3130APMY8 | FEDERAL HOME LOAN BANKS | 10/27/2027 | 1.400 | 25,000,000.00 | 25,000,000.00 | 25,000,000.00 | 22,347,750.00 |
| 821809627 | 3130APVD4 | FEDERAL HOME LOAN BANKS | 11/23/2027 | 1.390 | 25,000,000.00 | 25,000,000.00 | 25,000,000.00 | 22,294,250.00 |
| 821809611 | 3130AQ7B3 | FEDERAL HOME LOAN BANKS | 12/21/2027 | 1.610 | 25,000,000.00 | 25,000,000.00 | 25,000,000.00 | 22,437,000.00 |

TREASURER PORTFOLIO COMPARED TO MARKET VALUE
 FOR THE PERIOD: FEBRUARY 1, 2024 TO FEBRUARY 29, 2024
 FUND: POOLED SURPLUS INVESTMENTS
 ATTACHMENT X

| Security ID | CUSIP | Description | Maturity Date | Face Rate | PAR | Amortized Cost | Historical Cost | Market Value |
|-------------|-----------|---------------------------------|---------------|-----------|---------------|----------------|-----------------|---------------|
| 821809659 | 3130AQF32 | FEDERAL HOME LOAN BANKS | 12/29/2027 | 1.500 | 25,000,000.00 | 25,000,000.00 | 25,000,000.00 | 22,327,250.00 |
| 821809199 | 3130AKJU1 | FEDERAL HOME LOAN BANKS | 12/30/2027 | 0.875 | 22,000,000.00 | 22,000,000.00 | 22,000,000.00 | 19,226,900.00 |
| 821809644 | 3130AME73 | FEDERAL HOME LOAN BANKS | 05/18/2028 | 1.450 | 25,000,000.00 | 25,000,000.00 | 25,000,000.00 | 22,083,750.00 |
| 821809307 | 3130AJWG0 | FEDERAL HOME LOAN BANKS | 08/10/2028 | 1.020 | 32,995,000.00 | 32,995,000.00 | 32,995,000.00 | 28,392,197.50 |
| 821810610 | 3130APP33 | FEDERAL HOME LOAN BANKS | 11/17/2028 | 1.600 | 12,000,000.00 | 12,000,000.00 | 12,000,000.00 | 10,491,240.00 |
| 1141009813 | 3130AXVE5 | FEDERAL HOME LOAN BANKS | 11/28/2028 | 5.350 | 50,000,000.00 | 50,000,000.00 | 50,000,000.00 | 50,028,000.00 |
| 1132575155 | 3130AXQQ4 | FEDERAL HOME LOAN BANKS | 11/28/2028 | 5.250 | 50,000,000.00 | 50,000,000.00 | 50,000,000.00 | 49,885,000.00 |
| 821808963 | 3130AQ4R1 | FEDERAL HOME LOAN BANKS | 12/13/2028 | 1.700 | 25,000,000.00 | 25,000,000.00 | 25,000,000.00 | 21,919,250.00 |
| 821809161 | 3130AQKU6 | FEDERAL HOME LOAN BANKS | 01/19/2029 | 1.770 | 25,000,000.00 | 25,000,000.00 | 25,000,000.00 | 21,944,750.00 |
| 821809167 | 3130AQLB7 | FEDERAL HOME LOAN BANKS | 01/26/2029 | 1.875 | 25,000,000.00 | 25,000,000.00 | 25,000,000.00 | 22,050,750.00 |
| 1179317769 | 3130AYG59 | FEDERAL HOME LOAN BANKS | 01/29/2029 | 5.150 | 24,545,000.00 | 24,545,000.00 | 24,545,000.00 | 24,294,395.55 |
| 821809606 | 3130AMAB8 | FEDERAL HOME LOAN BANKS | 04/27/2029 | 1.550 | 25,000,000.00 | 25,000,000.00 | 25,000,000.00 | 21,488,500.00 |
| 821809694 | 3130AL4L5 | FEDERAL HOME LOAN BANKS | 08/24/2029 | 1.150 | 25,000,000.00 | 25,000,000.00 | 25,000,000.00 | 20,869,000.00 |
| 821809166 | 3130AQB4 | FEDERAL HOME LOAN BANKS | 12/14/2029 | 1.800 | 25,000,000.00 | 25,000,000.00 | 25,000,000.00 | 21,490,750.00 |
| 821809567 | 3130AK3V6 | FEDERAL HOME LOAN BANKS | 09/30/2030 | 1.300 | 39,950,000.00 | 39,950,000.00 | 39,950,000.00 | 32,194,107.00 |
| 821810000 | 3130AKB96 | FEDERAL HOME LOAN BANKS | 10/02/2030 | 1.080 | 50,000,000.00 | 50,000,000.00 | 50,000,000.00 | 39,679,000.00 |
| 821810055 | 3130AKAQ9 | FEDERAL HOME LOAN BANKS | 10/07/2030 | 1.210 | 38,200,000.00 | 38,200,000.00 | 38,200,000.00 | 30,579,482.00 |
| 821810712 | 3130AKAQ9 | FEDERAL HOME LOAN BANKS | 10/07/2030 | 1.210 | 50,000,000.00 | 50,000,000.00 | 50,000,000.00 | 40,025,500.00 |
| 821810727 | 3130AKA71 | FEDERAL HOME LOAN BANKS | 10/08/2030 | 1.250 | 50,000,000.00 | 50,000,000.00 | 50,000,000.00 | 40,134,000.00 |
| 821809368 | 3130AKJA5 | FEDERAL HOME LOAN BANKS | 12/16/2030 | 1.280 | 33,200,000.00 | 33,193,233.67 | 33,190,040.00 | 26,556,016.00 |
| 821809529 | 3130AKKQ8 | FEDERAL HOME LOAN BANKS | 12/23/2030 | 1.250 | 25,000,000.00 | 25,000,000.00 | 25,000,000.00 | 19,952,500.00 |
| 821810730 | 3130AKKQ8 | FEDERAL HOME LOAN BANKS | 12/23/2030 | 1.250 | 50,000,000.00 | 50,000,000.00 | 50,000,000.00 | 39,905,000.00 |
| 821810420 | 3130AKJT4 | FEDERAL HOME LOAN BANKS | 12/30/2030 | 1.290 | 19,875,000.00 | 19,875,000.00 | 19,875,000.00 | 15,891,255.00 |
| 821809583 | 3130AKK96 | FEDERAL HOME LOAN BANKS | 12/30/2030 | 1.250 | 40,440,000.00 | 40,440,000.00 | 40,440,000.00 | 32,241,598.80 |
| 821810738 | 3130AKPE0 | FEDERAL HOME LOAN BANKS | 01/27/2031 | 1.260 | 50,000,000.00 | 50,000,000.00 | 50,000,000.00 | 40,017,500.00 |
| 821810681 | 3130AKTV8 | FEDERAL HOME LOAN BANKS | 01/28/2031 | 1.320 | 50,000,000.00 | 50,000,000.00 | 50,000,000.00 | 40,191,500.00 |
| 821810696 | 3130AKTZ9 | FEDERAL HOME LOAN BANKS | 02/03/2031 | 1.320 | 50,000,000.00 | 50,000,000.00 | 50,000,000.00 | 40,175,000.00 |
| 821809650 | 3130ALD43 | FEDERAL HOME LOAN BANKS | 02/24/2031 | 1.460 | 25,000,000.00 | 25,000,000.00 | 25,000,000.00 | 20,093,750.00 |
| 821810734 | 3130AKYE0 | FEDERAL HOME LOAN BANKS | 02/24/2031 | 1.250 | 50,000,000.00 | 50,000,000.00 | 50,000,000.00 | 39,574,000.00 |
| 821810702 | 3130AL4N1 | FEDERAL HOME LOAN BANKS | 02/24/2031 | 1.320 | 50,000,000.00 | 50,000,000.00 | 50,000,000.00 | 39,778,500.00 |
| 821809243 | 3130AJC31 | FEDERAL HOME LOAN BANKS | 03/14/2031 | 1.500 | 25,000,000.00 | 24,805,782.45 | 24,723,000.00 | 20,424,000.00 |
| 821809145 | 3130AQ3P6 | FEDERAL HOME LOAN BANKS | 12/08/2031 | 2.080 | 24,000,000.00 | 24,000,000.00 | 24,000,000.00 | 19,763,520.00 |
| 821809230 | 3130AQL76 | FEDERAL HOME LOAN BANKS | 01/20/2032 | 2.160 | 25,000,000.00 | 25,000,000.00 | 25,000,000.00 | 20,591,750.00 |
| 821809234 | 3130AQM42 | FEDERAL HOME LOAN BANKS | 01/27/2032 | 2.250 | 22,700,000.00 | 22,700,000.00 | 22,700,000.00 | 18,826,245.00 |
| 821809558 | 3130AKPK6 | FEDERAL HOME LOAN BANKS | 01/27/2032 | 1.370 | 25,000,000.00 | 25,000,000.00 | 25,000,000.00 | 19,311,750.00 |
| 821810783 | 3130AKPK6 | FEDERAL HOME LOAN BANKS | 01/27/2032 | 1.370 | 50,000,000.00 | 50,000,000.00 | 50,000,000.00 | 38,623,500.00 |
| 821810706 | 3130AKNQ5 | FEDERAL HOME LOAN BANKS | 01/27/2032 | 1.340 | 50,000,000.00 | 50,000,000.00 | 50,000,000.00 | 38,526,000.00 |
| 821810777 | 3130AKNV4 | FEDERAL HOME LOAN BANKS | 01/27/2032 | 1.350 | 50,000,000.00 | 50,000,000.00 | 50,000,000.00 | 38,558,500.00 |
| 821809241 | 3130AQRW5 | FEDERAL HOME LOAN BANKS | 02/17/2032 | 2.400 | 25,000,000.00 | 25,000,000.00 | 25,000,000.00 | 21,099,750.00 |
| 821810778 | 3130AKXM3 | FEDERAL HOME LOAN BANKS | 02/17/2032 | 1.350 | 50,000,000.00 | 50,000,000.00 | 50,000,000.00 | 38,494,500.00 |
| 821810791 | 3130AKQC3 | FEDERAL HOME LOAN BANKS | 01/27/2033 | 1.500 | 50,000,000.00 | 50,000,000.00 | 50,000,000.00 | 37,957,500.00 |
| 821810786 | 3130AKS23 | FEDERAL HOME LOAN BANKS | 01/27/2033 | 1.495 | 50,000,000.00 | 50,000,000.00 | 50,000,000.00 | 37,940,000.00 |
| 1169492857 | 313396UD3 | FEDERAL HOME LOAN MORTGAGE CORP | 03/11/2024 | 5.160 | 50,000,000.00 | 49,928,333.33 | 49,469,666.67 | 49,919,500.00 |
| 1157155731 | 313396UH4 | FEDERAL HOME LOAN MORTGAGE CORP | 03/15/2024 | 5.220 | 50,000,000.00 | 49,898,500.00 | 49,318,500.00 | 49,890,500.00 |
| 1162761373 | 313396UQ4 | FEDERAL HOME LOAN MORTGAGE CORP | 03/22/2024 | 5.190 | 15,118,000.00 | 15,072,230.25 | 14,913,125.90 | 15,069,471.22 |
| 1157155743 | 313396UQ4 | FEDERAL HOME LOAN MORTGAGE CORP | 03/22/2024 | 5.215 | 33,048,000.00 | 32,947,465.23 | 32,564,475.63 | 32,941,915.92 |
| 1157155735 | 313396UQ4 | FEDERAL HOME LOAN MORTGAGE CORP | 03/22/2024 | 5.215 | 50,000,000.00 | 49,847,895.83 | 49,268,451.39 | 49,839,500.00 |
| 1162761372 | 313396UQ4 | FEDERAL HOME LOAN MORTGAGE CORP | 03/22/2024 | 5.190 | 50,000,000.00 | 49,848,625.00 | 49,322,416.67 | 49,839,500.00 |
| 1164431084 | 313396VA8 | FEDERAL HOME LOAN MORTGAGE CORP | 04/01/2024 | 5.150 | 50,000,000.00 | 49,778,263.89 | 49,270,416.67 | 49,767,000.00 |
| 1169993970 | 313396VA8 | FEDERAL HOME LOAN MORTGAGE CORP | 04/01/2024 | 5.115 | 50,000,000.00 | 49,779,770.83 | 49,332,208.33 | 49,767,000.00 |
| 949025784 | 3134GY6C1 | FEDERAL HOME LOAN MORTGAGE CORP | 12/13/2024 | 5.140 | 25,000,000.00 | 25,000,000.00 | 25,000,000.00 | 24,911,750.00 |
| 821809114 | 3137EAEP0 | FEDERAL HOME LOAN MORTGAGE CORP | 02/12/2025 | 1.500 | 25,000,000.00 | 24,996,329.33 | 24,980,750.00 | 24,183,000.00 |
| 821809548 | 3134GVRW0 | FEDERAL HOME LOAN MORTGAGE CORP | 05/27/2025 | 0.750 | 50,000,000.00 | 50,000,000.00 | 50,000,000.00 | 47,545,000.00 |
| 821809643 | 3134GVSG4 | FEDERAL HOME LOAN MORTGAGE CORP | 05/27/2025 | 0.770 | 50,000,000.00 | 50,000,000.00 | 50,000,000.00 | 47,557,000.00 |
| 821810076 | 3134GVVJ4 | FEDERAL HOME LOAN MORTGAGE CORP | 05/27/2025 | 0.730 | 50,000,000.00 | 50,000,000.00 | 50,000,000.00 | 47,533,000.00 |
| 821809543 | 3134GVRV2 | FEDERAL HOME LOAN MORTGAGE CORP | 05/27/2025 | 0.750 | 50,000,000.00 | 50,000,000.00 | 50,000,000.00 | 47,545,000.00 |
| 821809649 | 3134GVSP4 | FEDERAL HOME LOAN MORTGAGE CORP | 05/27/2025 | 0.770 | 50,000,000.00 | 50,000,000.00 | 50,000,000.00 | 47,557,000.00 |
| 821810063 | 3134GV2C1 | FEDERAL HOME LOAN MORTGAGE CORP | 06/23/2025 | 0.710 | 50,000,000.00 | 50,000,000.00 | 50,000,000.00 | 47,382,000.00 |
| 874729125 | 3134GXZ55 | FEDERAL HOME LOAN MORTGAGE CORP | 06/27/2025 | 4.000 | 25,000,000.00 | 25,000,000.00 | 25,000,000.00 | 24,635,500.00 |
| 868541001 | 3134GXSS8 | FEDERAL HOME LOAN MORTGAGE CORP | 06/27/2025 | 3.250 | 25,000,000.00 | 25,000,000.00 | 25,000,000.00 | 24,472,250.00 |
| 878006740 | 3134GXZV9 | FEDERAL HOME LOAN MORTGAGE CORP | 06/27/2025 | 4.000 | 25,000,000.00 | 25,000,000.00 | 25,000,000.00 | 24,635,500.00 |
| 871902296 | 3134GXZV9 | FEDERAL HOME LOAN MORTGAGE CORP | 06/27/2025 | 4.000 | 25,000,000.00 | 25,000,000.00 | 25,000,000.00 | 24,635,500.00 |
| 821809532 | 3134GV5B0 | FEDERAL HOME LOAN MORTGAGE CORP | 07/09/2025 | 0.730 | 50,000,000.00 | 50,000,000.00 | 50,000,000.00 | 47,294,000.00 |
| 886107584 | 3134GXG99 | FEDERAL HOME LOAN MORTGAGE CORP | 07/25/2025 | 3.650 | 25,000,000.00 | 25,000,000.00 | 25,000,000.00 | 24,586,250.00 |
| 892077158 | 3134GXL77 | FEDERAL HOME LOAN MORTGAGE CORP | 07/28/2025 | 3.500 | 25,000,000.00 | 25,000,000.00 | 25,000,000.00 | 24,529,500.00 |
| 899279676 | 3134GXS21 | FEDERAL HOME LOAN MORTGAGE CORP | 08/25/2025 | 3.800 | 25,000,000.00 | 25,000,000.00 | 25,000,000.00 | 24,628,000.00 |
| 906927716 | 3134GXQ80 | FEDERAL HOME LOAN MORTGAGE CORP | 08/29/2025 | 3.750 | 25,000,000.00 | 25,000,000.00 | 25,000,000.00 | 24,594,500.00 |
| 904121725 | 3134GXW26 | FEDERAL HOME LOAN MORTGAGE CORP | 09/12/2025 | 4.000 | 25,000,000.00 | 25,000,000.00 | 25,000,000.00 | 24,641,250.00 |
| 904121726 | 3134GXW42 | FEDERAL HOME LOAN MORTGAGE CORP | 09/15/2025 | 4.000 | 25,000,000.00 | 25,000,000.00 | 25,000,000.00 | 25,000,000.00 |
| 907051191 | 3134GXY32 | FEDERAL HOME LOAN MORTGAGE CORP | 09/19/2025 | 4.050 | 25,000,000.00 | 25,000,000.00 | 25,000,000.00 | 24,655,250.00 |
| 907051190 | 3134GXY40 | FEDERAL HOME LOAN MORTGAGE CORP | 09/19/2025 | 4.100 | 25,000,000.00 | 25,000,000.00 | 25,000,000.00 | 24,673,500.00 |
| 956330463 | 3134GYAR3 | FEDERAL HOME LOAN MORTGAGE CORP | 09/26/2025 | 5.050 | 25,000,000.00 | 25,000,000.00 | 25,000,000.00 | 24,852,500.00 |

TREASURER PORTFOLIO COMPARED TO MARKET VALUE
 FOR THE PERIOD: FEBRUARY 1, 2024 TO FEBRUARY 29, 2024
 FUND: POOLED SURPLUS INVESTMENTS
 ATTACHMENT X

| Security ID | CUSIP | Description | Maturity Date | Face Rate | PAR | Amortized Cost | Historical Cost | Market Value |
|-------------|-----------|---------------------------------|---------------|-----------|---------------|----------------|-----------------|---------------|
| 821809464 | 3134GXB5 | FEDERAL HOME LOAN MORTGAGE CORP | 11/12/2025 | 0.600 | 31,739,000.00 | 31,739,000.00 | 31,739,000.00 | 29,575,352.37 |
| 821810059 | 3134GXB5 | FEDERAL HOME LOAN MORTGAGE CORP | 11/12/2025 | 0.600 | 50,000,000.00 | 50,000,000.00 | 50,000,000.00 | 46,591,500.00 |
| 940745506 | 3134GY3Y6 | FEDERAL HOME LOAN MORTGAGE CORP | 11/21/2025 | 5.300 | 25,000,000.00 | 25,000,000.00 | 25,000,000.00 | 24,920,250.00 |
| 945445260 | 3134GY5F5 | FEDERAL HOME LOAN MORTGAGE CORP | 11/25/2025 | 5.210 | 25,000,000.00 | 25,000,000.00 | 25,000,000.00 | 24,882,750.00 |
| 821809559 | 3134GXCS1 | FEDERAL HOME LOAN MORTGAGE CORP | 11/25/2025 | 0.625 | 50,000,000.00 | 50,000,000.00 | 50,121,500.00 | 46,543,000.00 |
| 821809553 | 3134GXCS1 | FEDERAL HOME LOAN MORTGAGE CORP | 11/25/2025 | 0.625 | 50,000,000.00 | 50,000,000.00 | 50,121,500.00 | 46,543,000.00 |
| 821809631 | 3134GXCS1 | FEDERAL HOME LOAN MORTGAGE CORP | 11/25/2025 | 0.625 | 50,000,000.00 | 50,000,000.00 | 50,121,500.00 | 46,543,000.00 |
| 939528634 | 3134GY3N0 | FEDERAL HOME LOAN MORTGAGE CORP | 12/01/2025 | 5.350 | 25,000,000.00 | 25,000,000.00 | 25,000,000.00 | 24,892,500.00 |
| 944243624 | 3134GY4T6 | FEDERAL HOME LOAN MORTGAGE CORP | 12/08/2025 | 5.160 | 25,000,000.00 | 25,000,000.00 | 25,000,000.00 | 24,859,750.00 |
| 821809211 | 3134GVG44 | FEDERAL HOME LOAN MORTGAGE CORP | 12/09/2025 | 0.500 | 50,000,000.00 | 50,000,000.00 | 50,000,000.00 | 46,343,500.00 |
| 944765043 | 3134GY5A6 | FEDERAL HOME LOAN MORTGAGE CORP | 12/12/2025 | 5.200 | 25,000,000.00 | 25,000,000.00 | 25,000,000.00 | 24,881,750.00 |
| 955084906 | 3134GYAH5 | FEDERAL HOME LOAN MORTGAGE CORP | 12/26/2025 | 5.150 | 25,000,000.00 | 25,000,000.00 | 25,000,000.00 | 24,951,000.00 |
| 956934711 | 3134GYAV4 | FEDERAL HOME LOAN MORTGAGE CORP | 12/26/2025 | 5.120 | 25,000,000.00 | 25,000,000.00 | 25,000,000.00 | 24,847,500.00 |
| 821809552 | 3134GVZ50 | FEDERAL HOME LOAN MORTGAGE CORP | 12/26/2025 | 0.750 | 50,000,000.00 | 50,000,000.00 | 50,000,000.00 | 46,510,000.00 |
| 955084907 | 3134GYAF9 | FEDERAL HOME LOAN MORTGAGE CORP | 12/29/2025 | 5.130 | 25,000,000.00 | 25,000,000.00 | 25,000,000.00 | 24,899,000.00 |
| 960234242 | 3134GYBX9 | FEDERAL HOME LOAN MORTGAGE CORP | 12/29/2025 | 5.150 | 25,000,000.00 | 25,000,000.00 | 25,000,000.00 | 24,853,250.00 |
| 958282461 | 3134GYB50 | FEDERAL HOME LOAN MORTGAGE CORP | 12/29/2025 | 5.150 | 25,000,000.00 | 25,000,000.00 | 25,000,000.00 | 24,853,250.00 |
| 962108960 | 3134GYC91 | FEDERAL HOME LOAN MORTGAGE CORP | 12/29/2025 | 5.170 | 25,000,000.00 | 25,000,000.00 | 25,000,000.00 | 24,856,500.00 |
| 962042876 | 3134GYC42 | FEDERAL HOME LOAN MORTGAGE CORP | 12/29/2025 | 5.120 | 25,000,000.00 | 25,000,000.00 | 25,000,000.00 | 24,847,000.00 |
| 962651383 | 3134GYCC4 | FEDERAL HOME LOAN MORTGAGE CORP | 01/12/2026 | 5.210 | 25,000,000.00 | 25,000,000.00 | 25,000,000.00 | 24,867,750.00 |
| 969524874 | 3134GYDR0 | FEDERAL HOME LOAN MORTGAGE CORP | 01/26/2026 | 5.350 | 25,000,000.00 | 25,000,000.00 | 25,000,000.00 | 24,895,750.00 |
| 965758755 | 3134GYCW0 | FEDERAL HOME LOAN MORTGAGE CORP | 01/27/2026 | 5.340 | 25,000,000.00 | 25,000,000.00 | 25,000,000.00 | 24,893,250.00 |
| 965758753 | 3134GYCX8 | FEDERAL HOME LOAN MORTGAGE CORP | 01/27/2026 | 5.340 | 25,000,000.00 | 25,000,000.00 | 25,000,000.00 | 24,893,250.00 |
| 969524875 | 3134GYDS8 | FEDERAL HOME LOAN MORTGAGE CORP | 01/27/2026 | 5.350 | 25,000,000.00 | 25,000,000.00 | 25,000,000.00 | 24,895,250.00 |
| 963310452 | 3134GYCG5 | FEDERAL HOME LOAN MORTGAGE CORP | 01/27/2026 | 5.250 | 25,000,000.00 | 25,000,000.00 | 25,000,000.00 | 24,885,250.00 |
| 965758754 | 3134GYCR1 | FEDERAL HOME LOAN MORTGAGE CORP | 01/27/2026 | 5.310 | 25,000,000.00 | 25,000,000.00 | 25,000,000.00 | 24,886,750.00 |
| 984735907 | 3134GYHC9 | FEDERAL HOME LOAN MORTGAGE CORP | 02/09/2026 | 5.125 | 25,000,000.00 | 25,000,000.00 | 25,000,000.00 | 24,853,250.00 |
| 984353915 | 3134GYH70 | FEDERAL HOME LOAN MORTGAGE CORP | 02/17/2026 | 5.100 | 25,000,000.00 | 25,000,000.00 | 25,000,000.00 | 24,858,000.00 |
| 985493403 | 3134GYHR6 | FEDERAL HOME LOAN MORTGAGE CORP | 02/20/2026 | 5.250 | 25,000,000.00 | 25,000,000.00 | 25,000,000.00 | 24,876,750.00 |
| 985993291 | 3134GYJ99 | FEDERAL HOME LOAN MORTGAGE CORP | 02/27/2026 | 5.300 | 25,000,000.00 | 25,000,000.00 | 25,000,000.00 | 24,882,000.00 |
| 984857802 | 3134GYHN5 | FEDERAL HOME LOAN MORTGAGE CORP | 02/27/2026 | 5.250 | 25,000,000.00 | 25,000,000.00 | 25,000,000.00 | 24,874,750.00 |
| 985493401 | 3134GYHQ8 | FEDERAL HOME LOAN MORTGAGE CORP | 02/27/2026 | 5.285 | 25,000,000.00 | 25,000,000.00 | 25,000,000.00 | 24,882,500.00 |
| 985496353 | 3134GYHV7 | FEDERAL HOME LOAN MORTGAGE CORP | 02/27/2026 | 5.280 | 25,000,000.00 | 25,000,000.00 | 25,000,000.00 | 24,881,250.00 |
| 984857801 | 3134GYHL9 | FEDERAL HOME LOAN MORTGAGE CORP | 02/27/2026 | 5.250 | 25,000,000.00 | 25,000,000.00 | 25,000,000.00 | 24,874,750.00 |
| 985496356 | 3134GYHY1 | FEDERAL HOME LOAN MORTGAGE CORP | 02/27/2026 | 5.300 | 25,000,000.00 | 25,000,000.00 | 25,000,000.00 | 24,882,000.00 |
| 986881919 | 3134GYJT0 | FEDERAL HOME LOAN MORTGAGE CORP | 03/04/2026 | 5.350 | 25,000,000.00 | 25,000,000.00 | 25,000,000.00 | 24,908,000.00 |
| 987399622 | 3134GYJW3 | FEDERAL HOME LOAN MORTGAGE CORP | 03/06/2026 | 5.450 | 25,000,000.00 | 25,000,000.00 | 25,000,000.00 | 24,911,000.00 |
| 987775881 | 3134GYK35 | FEDERAL HOME LOAN MORTGAGE CORP | 03/06/2026 | 5.450 | 25,000,000.00 | 25,000,000.00 | 25,000,000.00 | 24,911,000.00 |
| 988588943 | 3134GYKB7 | FEDERAL HOME LOAN MORTGAGE CORP | 03/06/2026 | 5.530 | 25,000,000.00 | 25,000,000.00 | 25,000,000.00 | 24,925,750.00 |
| 991666212 | 3134GYKQ4 | FEDERAL HOME LOAN MORTGAGE CORP | 03/13/2026 | 5.550 | 25,000,000.00 | 25,000,000.00 | 25,000,000.00 | 24,917,750.00 |
| 992531400 | 3134GYKU5 | FEDERAL HOME LOAN MORTGAGE CORP | 03/13/2026 | 5.650 | 25,000,000.00 | 25,000,000.00 | 25,000,000.00 | 24,932,750.00 |
| 821809657 | 3134GVGM4 | FEDERAL HOME LOAN MORTGAGE CORP | 03/17/2026 | 1.000 | 50,000,000.00 | 50,000,000.00 | 50,000,000.00 | 46,317,000.00 |
| 993221184 | 3134GYL26 | FEDERAL HOME LOAN MORTGAGE CORP | 03/20/2026 | 5.650 | 25,000,000.00 | 25,000,000.00 | 25,000,000.00 | 24,962,000.00 |
| 956934712 | 3134GYAU6 | FEDERAL HOME LOAN MORTGAGE CORP | 03/27/2026 | 5.100 | 25,000,000.00 | 25,000,000.00 | 25,000,000.00 | 24,841,750.00 |
| 1011404539 | 3134GYNS7 | FEDERAL HOME LOAN MORTGAGE CORP | 04/10/2026 | 5.260 | 50,000,000.00 | 50,000,000.00 | 50,000,000.00 | 49,758,000.00 |
| 821809661 | 3134GVMU9 | FEDERAL HOME LOAN MORTGAGE CORP | 04/28/2026 | 1.000 | 50,000,000.00 | 50,000,000.00 | 50,000,000.00 | 46,136,000.00 |
| 1039942681 | 3134GYSZ6 | FEDERAL HOME LOAN MORTGAGE CORP | 05/22/2026 | 5.480 | 50,000,000.00 | 50,000,000.00 | 50,000,000.00 | 49,850,000.00 |
| 994248766 | 3134GYLB6 | FEDERAL HOME LOAN MORTGAGE CORP | 06/15/2026 | 5.700 | 25,000,000.00 | 25,000,000.00 | 25,000,000.00 | 24,953,250.00 |
| 1056325460 | 3134GYV41 | FEDERAL HOME LOAN MORTGAGE CORP | 06/26/2026 | 5.420 | 50,000,000.00 | 50,000,000.00 | 50,000,000.00 | 49,794,000.00 |
| 1056325459 | 3134GYV58 | FEDERAL HOME LOAN MORTGAGE CORP | 06/29/2026 | 5.600 | 50,000,000.00 | 50,000,000.00 | 50,000,000.00 | 49,867,500.00 |
| 821809063 | 3134GWAJ5 | FEDERAL HOME LOAN MORTGAGE CORP | 07/22/2026 | 0.830 | 25,000,000.00 | 25,000,000.00 | 25,000,000.00 | 22,804,250.00 |
| 1156429720 | 3134H1LU5 | FEDERAL HOME LOAN MORTGAGE CORP | 12/18/2026 | 5.340 | 25,000,000.00 | 25,000,000.00 | 25,000,000.00 | 24,650,750.00 |
| 1155543945 | 3134H1LQ4 | FEDERAL HOME LOAN MORTGAGE CORP | 12/18/2026 | 5.280 | 50,000,000.00 | 50,000,000.00 | 50,000,000.00 | 49,813,500.00 |
| 1022381772 | 3134GYQ88 | FEDERAL HOME LOAN MORTGAGE CORP | 01/26/2027 | 5.400 | 50,000,000.00 | 50,000,000.00 | 50,000,000.00 | 49,700,000.00 |
| 1105717474 | 3134H1DX8 | FEDERAL HOME LOAN MORTGAGE CORP | 03/25/2027 | 5.500 | 50,000,000.00 | 50,000,000.00 | 50,000,000.00 | 49,880,500.00 |
| 1022381776 | 3134GYQ96 | FEDERAL HOME LOAN MORTGAGE CORP | 04/26/2027 | 5.450 | 50,000,000.00 | 50,000,000.00 | 50,000,000.00 | 49,700,000.00 |
| 1023480284 | 3134GYPT3 | FEDERAL HOME LOAN MORTGAGE CORP | 04/26/2027 | 5.300 | 50,000,000.00 | 50,000,000.00 | 50,000,000.00 | 49,625,000.00 |
| 1020655037 | 3134GYPV8 | FEDERAL HOME LOAN MORTGAGE CORP | 04/26/2027 | 5.350 | 50,000,000.00 | 50,000,000.00 | 50,000,000.00 | 49,666,500.00 |
| 1020652756 | 3134GYPU0 | FEDERAL HOME LOAN MORTGAGE CORP | 04/26/2027 | 5.350 | 50,000,000.00 | 50,000,000.00 | 50,000,000.00 | 49,666,500.00 |
| 1019882746 | 3134GYPS5 | FEDERAL HOME LOAN MORTGAGE CORP | 04/26/2027 | 5.300 | 50,000,000.00 | 50,000,000.00 | 50,000,000.00 | 49,625,000.00 |
| 1020655036 | 3134GYPW6 | FEDERAL HOME LOAN MORTGAGE CORP | 04/26/2027 | 5.360 | 50,000,000.00 | 50,000,000.00 | 50,000,000.00 | 49,673,000.00 |
| 1023753102 | 3134GYQM7 | FEDERAL HOME LOAN MORTGAGE CORP | 04/27/2027 | 5.470 | 25,000,000.00 | 25,000,000.00 | 25,000,000.00 | 24,852,500.00 |
| 821809605 | 3134GVQR2 | FEDERAL HOME LOAN MORTGAGE CORP | 05/04/2027 | 1.050 | 50,000,000.00 | 50,000,000.00 | 50,000,000.00 | 44,811,500.00 |
| 1031594255 | 3134GYRV6 | FEDERAL HOME LOAN MORTGAGE CORP | 05/07/2027 | 5.310 | 25,000,000.00 | 25,000,000.00 | 25,000,000.00 | 24,816,250.00 |
| 1026607963 | 3134GYRA2 | FEDERAL HOME LOAN MORTGAGE CORP | 05/17/2027 | 5.470 | 25,000,000.00 | 25,000,000.00 | 25,000,000.00 | 24,866,250.00 |
| 1027066719 | 3134GYRF1 | FEDERAL HOME LOAN MORTGAGE CORP | 05/17/2027 | 5.500 | 25,000,000.00 | 25,000,000.00 | 25,000,000.00 | 24,871,750.00 |
| 1040377558 | 3134GYT44 | FEDERAL HOME LOAN MORTGAGE CORP | 05/21/2027 | 5.550 | 50,000,000.00 | 50,000,000.00 | 50,000,000.00 | 49,783,500.00 |
| 1040907953 | 3134GYTD4 | FEDERAL HOME LOAN MORTGAGE CORP | 05/21/2027 | 5.700 | 50,000,000.00 | 50,000,000.00 | 50,000,000.00 | 49,815,500.00 |
| 1043310081 | 3134GYT85 | FEDERAL HOME LOAN MORTGAGE CORP | 05/21/2027 | 5.625 | 50,000,000.00 | 50,000,000.00 | 50,000,000.00 | 49,786,000.00 |
| 1040377557 | 3134GYT69 | FEDERAL HOME LOAN MORTGAGE CORP | 05/21/2027 | 5.550 | 50,000,000.00 | 50,000,000.00 | 50,000,000.00 | 49,783,500.00 |
| 821810698 | 3134GVUQ9 | FEDERAL HOME LOAN MORTGAGE CORP | 05/27/2027 | 1.070 | 50,000,000.00 | 50,000,000.00 | 50,000,000.00 | 44,775,000.00 |
| 821810691 | 3134GVTY4 | FEDERAL HOME LOAN MORTGAGE CORP | 05/27/2027 | 1.050 | 50,000,000.00 | 50,000,000.00 | 50,000,000.00 | 44,745,500.00 |

TREASURER PORTFOLIO COMPARED TO MARKET VALUE
 FOR THE PERIOD: FEBRUARY 1, 2024 TO FEBRUARY 29, 2024
 FUND: POOLED SURPLUS INVESTMENTS
 ATTACHMENT X

| Security ID | CUSIP | Description | Maturity Date | Face Rate | PAR | Amortized Cost | Historical Cost | Market Value |
|-------------|-----------|---------------------------------|---------------|-----------|---------------|----------------|-----------------|---------------|
| 1048335066 | 3134GYTZ5 | FEDERAL HOME LOAN MORTGAGE CORP | 06/21/2027 | 5.700 | 25,000,000.00 | 25,000,000.00 | 25,000,000.00 | 24,908,500.00 |
| 1048335065 | 3134GYTY8 | FEDERAL HOME LOAN MORTGAGE CORP | 06/21/2027 | 5.700 | 25,000,000.00 | 25,000,000.00 | 25,000,000.00 | 24,908,500.00 |
| 821809089 | 3134GVS58 | FEDERAL HOME LOAN MORTGAGE CORP | 06/23/2027 | 1.000 | 25,000,000.00 | 25,000,000.00 | 25,000,000.00 | 22,286,250.00 |
| 821809088 | 3134GVX78 | FEDERAL HOME LOAN MORTGAGE CORP | 06/28/2027 | 1.000 | 25,000,000.00 | 24,999,881.35 | 24,999,750.00 | 22,284,250.00 |
| 1053584413 | 3134GYUM2 | FEDERAL HOME LOAN MORTGAGE CORP | 06/28/2027 | 5.700 | 25,000,000.00 | 25,000,000.00 | 25,000,000.00 | 24,903,250.00 |
| 1049558303 | 3134GYU91 | FEDERAL HOME LOAN MORTGAGE CORP | 06/28/2027 | 5.700 | 25,000,000.00 | 25,000,000.00 | 25,000,000.00 | 24,903,250.00 |
| 1056999174 | 3134GYV82 | FEDERAL HOME LOAN MORTGAGE CORP | 06/28/2027 | 5.700 | 50,000,000.00 | 50,000,000.00 | 50,000,000.00 | 49,806,500.00 |
| 1050099545 | 3134GYUB6 | FEDERAL HOME LOAN MORTGAGE CORP | 06/28/2027 | 5.320 | 50,000,000.00 | 50,000,000.00 | 50,000,000.00 | 49,686,500.00 |
| 1056325458 | 3134GYV66 | FEDERAL HOME LOAN MORTGAGE CORP | 06/29/2027 | 5.700 | 50,000,000.00 | 50,000,000.00 | 50,000,000.00 | 49,806,500.00 |
| 1065673671 | 3134GYX23 | FEDERAL HOME LOAN MORTGAGE CORP | 07/26/2027 | 5.730 | 50,000,000.00 | 50,000,000.00 | 50,000,000.00 | 49,825,000.00 |
| 821809598 | 3134GWDA1 | FEDERAL HOME LOAN MORTGAGE CORP | 07/29/2027 | 1.000 | 50,000,000.00 | 50,000,000.00 | 50,000,000.00 | 44,429,500.00 |
| 821809653 | 3134GWD5 | FEDERAL HOME LOAN MORTGAGE CORP | 07/29/2027 | 0.830 | 50,000,000.00 | 50,000,000.00 | 50,000,000.00 | 44,162,000.00 |
| 1074294552 | 3134GYVM8 | FEDERAL HOME LOAN MORTGAGE CORP | 08/09/2027 | 5.600 | 25,000,000.00 | 25,000,000.00 | 25,000,000.00 | 24,888,750.00 |
| 1074294551 | 3134GYYP1 | FEDERAL HOME LOAN MORTGAGE CORP | 08/16/2027 | 5.670 | 25,000,000.00 | 25,000,000.00 | 25,000,000.00 | 24,891,250.00 |
| 1086289198 | 3134H1AL7 | FEDERAL HOME LOAN MORTGAGE CORP | 08/27/2027 | 5.750 | 25,000,000.00 | 25,000,000.00 | 25,000,000.00 | 24,918,750.00 |
| 903285065 | 3134GXU44 | FEDERAL HOME LOAN MORTGAGE CORP | 09/07/2027 | 4.050 | 25,000,000.00 | 25,000,000.00 | 25,000,000.00 | 24,312,750.00 |
| 1089879325 | 3134H1BC6 | FEDERAL HOME LOAN MORTGAGE CORP | 09/15/2027 | 6.000 | 25,000,000.00 | 25,000,000.00 | 25,000,000.00 | 24,986,500.00 |
| 1105717476 | 3134H1DV2 | FEDERAL HOME LOAN MORTGAGE CORP | 09/27/2027 | 5.860 | 50,000,000.00 | 50,000,000.00 | 50,000,000.00 | 49,905,000.00 |
| 1103469055 | 3134H1DC4 | FEDERAL HOME LOAN MORTGAGE CORP | 09/27/2027 | 5.750 | 50,000,000.00 | 50,000,000.00 | 50,000,000.00 | 50,037,500.00 |
| 1105717477 | 3134H1DT7 | FEDERAL HOME LOAN MORTGAGE CORP | 09/27/2027 | 5.850 | 50,000,000.00 | 50,000,000.00 | 50,000,000.00 | 49,900,500.00 |
| 1105717475 | 3134H1DU4 | FEDERAL HOME LOAN MORTGAGE CORP | 09/27/2027 | 5.860 | 50,000,000.00 | 50,000,000.00 | 50,000,000.00 | 49,905,000.00 |
| 1101839811 | 3134H1CY7 | FEDERAL HOME LOAN MORTGAGE CORP | 09/27/2027 | 5.700 | 50,000,000.00 | 50,000,000.00 | 50,000,000.00 | 49,827,000.00 |
| 1103463496 | 3134H1DB6 | FEDERAL HOME LOAN MORTGAGE CORP | 09/27/2027 | 5.755 | 50,000,000.00 | 50,000,000.00 | 50,000,000.00 | 49,855,500.00 |
| 1109046085 | 3134H1EN9 | FEDERAL HOME LOAN MORTGAGE CORP | 10/04/2027 | 5.835 | 25,000,000.00 | 25,000,000.00 | 25,000,000.00 | 25,050,500.00 |
| 1109046086 | 3134H1EM1 | FEDERAL HOME LOAN MORTGAGE CORP | 10/04/2027 | 5.830 | 25,000,000.00 | 25,000,000.00 | 25,000,000.00 | 25,050,500.00 |
| 1114129013 | 3134H1FL2 | FEDERAL HOME LOAN MORTGAGE CORP | 10/25/2027 | 5.900 | 25,000,000.00 | 25,000,000.00 | 25,000,000.00 | 25,004,000.00 |
| 1121399595 | 3134H1HE6 | FEDERAL HOME LOAN MORTGAGE CORP | 10/26/2027 | 6.090 | 50,000,000.00 | 50,000,000.00 | 50,000,000.00 | 49,919,000.00 |
| 1117569435 | 3134H1GF4 | FEDERAL HOME LOAN MORTGAGE CORP | 10/26/2027 | 6.070 | 50,000,000.00 | 50,000,000.00 | 50,000,000.00 | 49,918,500.00 |
| 1114949306 | 3134H1GA5 | FEDERAL HOME LOAN MORTGAGE CORP | 10/26/2027 | 6.060 | 50,000,000.00 | 50,000,000.00 | 50,000,000.00 | 49,919,500.00 |
| 1121403903 | 3134H1HJ5 | FEDERAL HOME LOAN MORTGAGE CORP | 10/28/2027 | 5.920 | 50,000,000.00 | 50,000,000.00 | 50,000,000.00 | 50,007,500.00 |
| 1071596096 | 3134GYY63 | FEDERAL HOME LOAN MORTGAGE CORP | 07/26/2028 | 5.050 | 50,000,000.00 | 49,647,754.66 | 49,600,000.00 | 49,314,500.00 |
| 821809091 | 3134GWQY5 | FEDERAL HOME LOAN MORTGAGE CORP | 08/25/2028 | 1.070 | 25,000,000.00 | 25,000,000.00 | 25,000,000.00 | 21,519,500.00 |
| 1087607704 | 3134H1AU7 | FEDERAL HOME LOAN MORTGAGE CORP | 08/29/2028 | 5.300 | 50,000,000.00 | 50,000,000.00 | 50,000,000.00 | 49,756,000.00 |
| 1108577827 | 3134H1EE9 | FEDERAL HOME LOAN MORTGAGE CORP | 09/27/2028 | 6.020 | 50,000,000.00 | 50,000,000.00 | 50,000,000.00 | 49,865,000.00 |
| 821809639 | 3134GWSZ0 | FEDERAL HOME LOAN MORTGAGE CORP | 09/28/2028 | 1.000 | 50,000,000.00 | 50,000,000.00 | 50,000,000.00 | 42,767,500.00 |
| 821809635 | 3134GWSZ0 | FEDERAL HOME LOAN MORTGAGE CORP | 09/28/2028 | 1.000 | 50,000,000.00 | 50,000,000.00 | 50,000,000.00 | 42,767,500.00 |
| 821809599 | 3134GWQ33 | FEDERAL HOME LOAN MORTGAGE CORP | 09/28/2028 | 1.000 | 50,000,000.00 | 50,000,000.00 | 50,000,000.00 | 42,767,500.00 |
| 1110447150 | 3134H1FA6 | FEDERAL HOME LOAN MORTGAGE CORP | 10/12/2028 | 6.050 | 50,000,000.00 | 50,000,000.00 | 50,000,000.00 | 49,897,000.00 |
| 1124010220 | 3134H1JB0 | FEDERAL HOME LOAN MORTGAGE CORP | 10/25/2028 | 6.010 | 50,000,000.00 | 50,000,000.00 | 50,000,000.00 | 50,210,000.00 |
| 1124010221 | 3134H1HY2 | FEDERAL HOME LOAN MORTGAGE CORP | 10/30/2028 | 6.000 | 25,000,000.00 | 25,000,000.00 | 25,000,000.00 | 25,038,500.00 |
| 1124010222 | 3134H1JA2 | FEDERAL HOME LOAN MORTGAGE CORP | 10/30/2028 | 6.200 | 25,000,000.00 | 25,000,000.00 | 25,000,000.00 | 24,986,500.00 |
| 1140382654 | 3134H1KP7 | FEDERAL HOME LOAN MORTGAGE CORP | 11/27/2028 | 5.625 | 50,000,000.00 | 50,000,000.00 | 50,000,000.00 | 50,145,000.00 |
| 1140382653 | 3134H1KQ5 | FEDERAL HOME LOAN MORTGAGE CORP | 11/27/2028 | 5.620 | 50,000,000.00 | 50,000,000.00 | 50,000,000.00 | 50,143,500.00 |
| 1183717788 | 3134H1PV9 | FEDERAL HOME LOAN MORTGAGE CORP | 01/22/2029 | 5.160 | 25,000,000.00 | 25,000,000.00 | 25,000,000.00 | 24,866,500.00 |
| 1185074076 | 3134H1PT4 | FEDERAL HOME LOAN MORTGAGE CORP | 01/22/2029 | 5.150 | 25,000,000.00 | 25,000,000.00 | 25,000,000.00 | 24,896,500.00 |
| 1182264645 | 3134H1PQ0 | FEDERAL HOME LOAN MORTGAGE CORP | 01/29/2029 | 5.125 | 25,000,000.00 | 25,000,000.00 | 25,000,000.00 | 24,733,250.00 |
| 1175785391 | 3134H1NS8 | FEDERAL HOME LOAN MORTGAGE CORP | 01/29/2029 | 5.150 | 50,000,000.00 | 50,000,000.00 | 50,000,000.00 | 49,435,500.00 |
| 1177445444 | 3134H1NY5 | FEDERAL HOME LOAN MORTGAGE CORP | 01/29/2029 | 5.300 | 50,000,000.00 | 50,000,000.00 | 50,000,000.00 | 49,555,500.00 |
| 1175785390 | 3134H1NM1 | FEDERAL HOME LOAN MORTGAGE CORP | 01/29/2029 | 5.180 | 50,000,000.00 | 50,000,000.00 | 50,000,000.00 | 49,403,500.00 |
| 1185927296 | 3134H1QC0 | FEDERAL HOME LOAN MORTGAGE CORP | 01/29/2029 | 5.200 | 50,000,000.00 | 50,000,000.00 | 50,000,000.00 | 49,695,000.00 |
| 1176681099 | 3134H1NU3 | FEDERAL HOME LOAN MORTGAGE CORP | 01/29/2029 | 5.280 | 50,000,000.00 | 50,000,000.00 | 50,000,000.00 | 49,539,000.00 |
| 821809090 | 3134GWJA5 | FEDERAL HOME LOAN MORTGAGE CORP | 02/12/2029 | 1.100 | 25,000,000.00 | 25,000,000.00 | 25,000,000.00 | 21,231,000.00 |
| 1196593160 | 3134H1RX3 | FEDERAL HOME LOAN MORTGAGE CORP | 02/21/2029 | 5.250 | 25,000,000.00 | 25,000,000.00 | 25,000,000.00 | 24,924,250.00 |
| 1205059830 | 3134H1TM5 | FEDERAL HOME LOAN MORTGAGE CORP | 02/21/2029 | 5.500 | 25,000,000.00 | 25,000,000.00 | 25,000,000.00 | 24,882,750.00 |
| 1201525602 | 3134H1SU8 | FEDERAL HOME LOAN MORTGAGE CORP | 02/28/2029 | 5.400 | 25,000,000.00 | 25,000,000.00 | 25,000,000.00 | 24,858,750.00 |
| 821809093 | 3134GWQA7 | FEDERAL HOME LOAN MORTGAGE CORP | 08/20/2029 | 1.100 | 25,000,000.00 | 25,000,000.00 | 25,000,000.00 | 20,791,500.00 |
| 821809092 | 3134GWQS8 | FEDERAL HOME LOAN MORTGAGE CORP | 08/24/2029 | 1.150 | 25,000,000.00 | 25,000,000.00 | 25,000,000.00 | 20,844,000.00 |
| 821809024 | 3134GWRH1 | FEDERAL HOME LOAN MORTGAGE CORP | 08/26/2030 | 1.250 | 25,000,000.00 | 25,000,000.00 | 25,000,000.00 | 20,307,250.00 |
| 821809094 | 3134GW2S4 | FEDERAL HOME LOAN MORTGAGE CORP | 08/27/2030 | 1.200 | 25,000,000.00 | 25,000,000.00 | 25,000,000.00 | 20,236,000.00 |
| 821809030 | 3134GWRG3 | FEDERAL HOME LOAN MORTGAGE CORP | 09/03/2030 | 1.260 | 25,000,000.00 | 25,000,000.00 | 25,000,000.00 | 20,306,250.00 |
| 821809021 | 3134GW3A2 | FEDERAL HOME LOAN MORTGAGE CORP | 09/09/2030 | 1.200 | 25,000,000.00 | 25,000,000.00 | 25,000,000.00 | 20,210,000.00 |
| 821809027 | 3134GWB96 | FEDERAL HOME LOAN MORTGAGE CORP | 09/09/2030 | 1.250 | 25,000,000.00 | 25,000,000.00 | 25,000,000.00 | 20,279,750.00 |
| 821809026 | 3134GWD45 | FEDERAL HOME LOAN MORTGAGE CORP | 09/16/2030 | 1.250 | 25,000,000.00 | 25,000,000.00 | 25,000,000.00 | 20,265,000.00 |
| 821809108 | 3134GWC79 | FEDERAL HOME LOAN MORTGAGE CORP | 09/17/2030 | 1.280 | 25,000,000.00 | 25,000,000.00 | 25,000,000.00 | 20,304,750.00 |
| 821809112 | 3134GWF68 | FEDERAL HOME LOAN MORTGAGE CORP | 09/17/2030 | 1.320 | 25,000,000.00 | 25,000,000.00 | 25,000,000.00 | 20,360,750.00 |
| 821809648 | 3134GWSX5 | FEDERAL HOME LOAN MORTGAGE CORP | 09/23/2030 | 1.250 | 50,000,000.00 | 50,000,000.00 | 50,000,000.00 | 40,500,500.00 |
| 821809642 | 3134GWSX5 | FEDERAL HOME LOAN MORTGAGE CORP | 09/23/2030 | 1.250 | 50,000,000.00 | 50,000,000.00 | 50,000,000.00 | 40,500,500.00 |
| 821810299 | 3134GWQ74 | FEDERAL HOME LOAN MORTGAGE CORP | 09/26/2030 | 1.330 | 50,000,000.00 | 50,000,000.00 | 50,000,000.00 | 40,712,500.00 |
| 821810804 | 3134GWN4 | FEDERAL HOME LOAN MORTGAGE CORP | 09/30/2030 | 1.240 | 50,000,000.00 | 50,000,000.00 | 50,000,000.00 | 40,443,500.00 |
| 821810750 | 3134GWUA2 | FEDERAL HOME LOAN MORTGAGE CORP | 09/30/2030 | 1.250 | 50,000,000.00 | 50,000,000.00 | 50,000,000.00 | 40,471,500.00 |
| 821810746 | 3134GWTM8 | FEDERAL HOME LOAN MORTGAGE CORP | 09/30/2030 | 1.250 | 50,000,000.00 | 50,000,000.00 | 50,000,000.00 | 40,471,500.00 |
| 821810742 | 3134GWW51 | FEDERAL HOME LOAN MORTGAGE CORP | 10/08/2030 | 1.240 | 50,000,000.00 | 50,000,000.00 | 50,000,000.00 | 40,409,500.00 |

TREASURER PORTFOLIO COMPARED TO MARKET VALUE
 FOR THE PERIOD: FEBRUARY 1, 2024 TO FEBRUARY 29, 2024
 FUND: POOLED SURPLUS INVESTMENTS
 ATTACHMENT X

| Security ID | CUSIP | Description | Maturity Date | Face Rate | PAR | Amortized Cost | Historical Cost | Market Value |
|-------------|-----------|---------------------------------------|---------------|-----------|---------------|----------------|-----------------|---------------|
| 821810756 | 3134GWXP6 | FEDERAL HOME LOAN MORTGAGE CORP | 10/15/2030 | 1.250 | 50,000,000.00 | 50,000,000.00 | 50,000,000.00 | 40,408,500.00 |
| 821810765 | 3134GWYT7 | FEDERAL HOME LOAN MORTGAGE CORP | 10/15/2030 | 1.260 | 50,000,000.00 | 50,000,000.00 | 50,000,000.00 | 40,436,500.00 |
| 821810772 | 3134GWZ74 | FEDERAL HOME LOAN MORTGAGE CORP | 10/21/2030 | 1.270 | 50,000,000.00 | 50,000,000.00 | 50,000,000.00 | 40,440,000.00 |
| 821810463 | 3134GWZF6 | FEDERAL HOME LOAN MORTGAGE CORP | 10/21/2030 | 1.290 | 50,000,000.00 | 50,000,000.00 | 50,000,000.00 | 40,496,500.00 |
| 821809107 | 3134GWYY6 | FEDERAL HOME LOAN MORTGAGE CORP | 10/22/2030 | 1.260 | 25,000,000.00 | 24,995,017.77 | 24,992,500.00 | 20,203,750.00 |
| 821810766 | 3134GWYY6 | FEDERAL HOME LOAN MORTGAGE CORP | 10/22/2030 | 1.260 | 50,000,000.00 | 49,990,035.62 | 49,985,000.00 | 40,407,500.00 |
| 821810771 | 3134GWZ66 | FEDERAL HOME LOAN MORTGAGE CORP | 10/22/2030 | 1.270 | 50,000,000.00 | 50,000,000.00 | 50,000,000.00 | 40,435,500.00 |
| 821810760 | 3134GWXQ4 | FEDERAL HOME LOAN MORTGAGE CORP | 10/22/2030 | 1.250 | 50,000,000.00 | 50,000,000.00 | 50,000,000.00 | 40,379,000.00 |
| 821810557 | 3134GW4D5 | FEDERAL HOME LOAN MORTGAGE CORP | 10/28/2030 | 1.310 | 50,000,000.00 | 50,000,000.00 | 50,000,000.00 | 40,524,000.00 |
| 821810580 | 3134GW4K9 | FEDERAL HOME LOAN MORTGAGE CORP | 10/28/2030 | 1.310 | 50,000,000.00 | 50,000,000.00 | 50,000,000.00 | 40,524,000.00 |
| 821810509 | 3134GWZZ2 | FEDERAL HOME LOAN MORTGAGE CORP | 10/28/2030 | 1.300 | 50,000,000.00 | 50,000,000.00 | 50,000,000.00 | 40,495,500.00 |
| 821810517 | 3134GW3N4 | FEDERAL HOME LOAN MORTGAGE CORP | 10/28/2030 | 1.300 | 50,000,000.00 | 50,000,000.00 | 50,000,000.00 | 40,495,500.00 |
| 821810541 | 3134GW4S2 | FEDERAL HOME LOAN MORTGAGE CORP | 10/28/2030 | 1.300 | 50,000,000.00 | 50,000,000.00 | 50,000,000.00 | 40,495,500.00 |
| 821810506 | 3134GWZN9 | FEDERAL HOME LOAN MORTGAGE CORP | 10/28/2030 | 1.300 | 50,000,000.00 | 50,000,000.00 | 50,000,000.00 | 40,495,500.00 |
| 821810465 | 3134GWZH2 | FEDERAL HOME LOAN MORTGAGE CORP | 10/28/2030 | 1.300 | 50,000,000.00 | 50,000,000.00 | 50,000,000.00 | 40,495,500.00 |
| 821809110 | 3134GW6Q4 | FEDERAL HOME LOAN MORTGAGE CORP | 11/12/2030 | 1.310 | 25,000,000.00 | 25,000,000.00 | 25,000,000.00 | 20,232,750.00 |
| 821810596 | 3134GW6Q4 | FEDERAL HOME LOAN MORTGAGE CORP | 11/12/2030 | 1.310 | 50,000,000.00 | 50,000,000.00 | 50,000,000.00 | 40,465,500.00 |
| 821810347 | 3134GXAT1 | FEDERAL HOME LOAN MORTGAGE CORP | 11/26/2030 | 1.360 | 50,000,000.00 | 50,000,000.00 | 50,000,000.00 | 40,550,500.00 |
| 821810803 | 3134GXEZ3 | FEDERAL HOME LOAN MORTGAGE CORP | 12/09/2030 | 1.220 | 50,000,000.00 | 50,000,000.00 | 50,000,000.00 | 40,095,000.00 |
| 821810703 | 3134GXKC7 | FEDERAL HOME LOAN MORTGAGE CORP | 01/06/2031 | 1.150 | 50,000,000.00 | 50,000,000.00 | 50,000,000.00 | 39,799,500.00 |
| 821810414 | 3134GW6Y7 | FEDERAL HOME LOAN MORTGAGE CORP | 11/17/2031 | 1.410 | 50,000,000.00 | 50,000,000.00 | 50,000,000.00 | 39,304,000.00 |
| 821810292 | 3134GXEK6 | FEDERAL HOME LOAN MORTGAGE CORP | 11/25/2031 | 1.320 | 50,000,000.00 | 50,000,000.00 | 50,000,000.00 | 38,978,000.00 |
| 821810281 | 3134GXEC4 | FEDERAL HOME LOAN MORTGAGE CORP | 11/25/2031 | 1.320 | 50,000,000.00 | 50,000,000.00 | 50,000,000.00 | 38,978,000.00 |
| 821810368 | 3134GXFD1 | FEDERAL HOME LOAN MORTGAGE CORP | 12/02/2031 | 1.400 | 50,000,000.00 | 50,000,000.00 | 50,000,000.00 | 39,206,000.00 |
| 821810333 | 3134GXFS8 | FEDERAL HOME LOAN MORTGAGE CORP | 12/09/2031 | 1.330 | 50,000,000.00 | 50,000,000.00 | 50,000,000.00 | 38,953,000.00 |
| 821810327 | 3134GXFT6 | FEDERAL HOME LOAN MORTGAGE CORP | 12/16/2031 | 1.330 | 50,000,000.00 | 50,000,000.00 | 50,000,000.00 | 38,924,000.00 |
| 821809209 | 3134GXAK0 | FEDERAL HOME LOAN MORTGAGE CORP | 08/09/2032 | 1.500 | 50,000,000.00 | 50,000,000.00 | 50,000,000.00 | 38,522,000.00 |
| 821808975 | 3134GW6M3 | FEDERAL HOME LOAN MORTGAGE CORP | 11/04/2032 | 1.500 | 50,000,000.00 | 50,000,000.00 | 50,000,000.00 | 38,389,000.00 |
| 821809206 | 3134GW6R2 | FEDERAL HOME LOAN MORTGAGE CORP | 11/05/2032 | 1.500 | 50,000,000.00 | 50,000,000.00 | 50,000,000.00 | 38,386,500.00 |
| 821810415 | 3134GXEB6 | FEDERAL HOME LOAN MORTGAGE CORP | 11/23/2032 | 1.420 | 50,000,000.00 | 50,000,000.00 | 50,000,000.00 | 37,896,500.00 |
| 821810448 | 3134GXEN0 | FEDERAL HOME LOAN MORTGAGE CORP | 11/23/2032 | 1.420 | 50,000,000.00 | 50,000,000.00 | 50,000,000.00 | 37,896,500.00 |
| 821809212 | 3134GXAQ7 | FEDERAL HOME LOAN MORTGAGE CORP | 11/23/2032 | 1.500 | 50,000,000.00 | 50,000,000.00 | 50,000,000.00 | 38,177,000.00 |
| 821810457 | 3134GXEQ3 | FEDERAL HOME LOAN MORTGAGE CORP | 11/26/2032 | 1.490 | 50,000,000.00 | 50,000,000.00 | 50,000,000.00 | 38,116,500.00 |
| 821810360 | 3134GXKB9 | FEDERAL HOME LOAN MORTGAGE CORP | 01/06/2033 | 1.360 | 50,000,000.00 | 50,000,000.00 | 50,000,000.00 | 37,353,500.00 |
| 1155538729 | 313588TT2 | FEDERAL NATIONAL MORTGAGE ASSOCIATION | 03/01/2024 | 5.210 | 50,000,000.00 | 50,000,000.00 | 49,392,166.67 | 49,992,500.00 |
| 1155538740 | 313588TT2 | FEDERAL NATIONAL MORTGAGE ASSOCIATION | 03/01/2024 | 5.210 | 50,000,000.00 | 50,000,000.00 | 49,392,166.67 | 49,992,500.00 |
| 1155538742 | 313588TT2 | FEDERAL NATIONAL MORTGAGE ASSOCIATION | 03/01/2024 | 5.210 | 50,000,000.00 | 50,000,000.00 | 49,392,166.67 | 49,992,500.00 |
| 1155538724 | 313588TT2 | FEDERAL NATIONAL MORTGAGE ASSOCIATION | 03/01/2024 | 5.210 | 50,000,000.00 | 50,000,000.00 | 49,392,166.67 | 49,992,500.00 |
| 1156424172 | 313588TT2 | FEDERAL NATIONAL MORTGAGE ASSOCIATION | 03/01/2024 | 5.210 | 50,000,000.00 | 50,000,000.00 | 49,413,875.00 | 49,992,500.00 |
| 1156424177 | 313588TT2 | FEDERAL NATIONAL MORTGAGE ASSOCIATION | 03/01/2024 | 5.210 | 50,000,000.00 | 50,000,000.00 | 49,413,875.00 | 49,992,500.00 |
| 1157685566 | 313588UA1 | FEDERAL NATIONAL MORTGAGE ASSOCIATION | 03/08/2024 | 5.210 | 50,000,000.00 | 49,949,347.22 | 49,377,694.44 | 49,941,500.00 |
| 1157155738 | 313588UH6 | FEDERAL NATIONAL MORTGAGE ASSOCIATION | 03/15/2024 | 5.215 | 50,000,000.00 | 49,898,597.22 | 49,319,152.78 | 49,890,500.00 |
| 1157155726 | 313588UH6 | FEDERAL NATIONAL MORTGAGE ASSOCIATION | 03/15/2024 | 5.215 | 50,000,000.00 | 49,898,597.22 | 49,319,152.78 | 49,890,500.00 |
| 1176677990 | 313588UH6 | FEDERAL NATIONAL MORTGAGE ASSOCIATION | 03/15/2024 | 5.200 | 50,000,000.00 | 49,898,888.89 | 49,516,111.11 | 49,890,500.00 |
| 1176677984 | 313588UH6 | FEDERAL NATIONAL MORTGAGE ASSOCIATION | 03/15/2024 | 5.200 | 50,000,000.00 | 49,898,888.89 | 49,516,111.11 | 49,890,500.00 |
| 1175768947 | 313588UL7 | FEDERAL NATIONAL MORTGAGE ASSOCIATION | 03/18/2024 | 5.185 | 50,000,000.00 | 49,877,576.39 | 49,474,298.61 | 49,868,500.00 |
| 1168434530 | 313588UQ6 | FEDERAL NATIONAL MORTGAGE ASSOCIATION | 03/22/2024 | 5.180 | 50,000,000.00 | 49,848,916.67 | 49,381,277.78 | 49,839,500.00 |
| 1168434521 | 313588UQ6 | FEDERAL NATIONAL MORTGAGE ASSOCIATION | 03/22/2024 | 5.180 | 50,000,000.00 | 49,848,916.67 | 49,381,277.78 | 49,839,500.00 |
| 1186538813 | 313588VB8 | FEDERAL NATIONAL MORTGAGE ASSOCIATION | 04/02/2024 | 5.155 | 50,000,000.00 | 49,770,888.89 | 49,505,979.17 | 49,759,500.00 |
| 1185915854 | 313588VU6 | FEDERAL NATIONAL MORTGAGE ASSOCIATION | 04/19/2024 | 5.140 | 50,000,000.00 | 49,650,194.45 | 49,378,916.67 | 49,636,000.00 |
| 1188810751 | 313588VU6 | FEDERAL NATIONAL MORTGAGE ASSOCIATION | 04/19/2024 | 5.140 | 50,000,000.00 | 49,650,194.44 | 49,400,333.33 | 49,636,000.00 |
| 1188810750 | 313588VU6 | FEDERAL NATIONAL MORTGAGE ASSOCIATION | 04/19/2024 | 5.140 | 50,000,000.00 | 49,650,194.44 | 49,400,333.33 | 49,636,000.00 |
| 1215297645 | 313588WG6 | FEDERAL NATIONAL MORTGAGE ASSOCIATION | 05/01/2024 | 5.185 | 50,000,000.00 | 49,560,715.28 | 49,553,513.89 | 49,551,500.00 |
| 1215297647 | 313588WG6 | FEDERAL NATIONAL MORTGAGE ASSOCIATION | 05/01/2024 | 5.185 | 50,000,000.00 | 49,560,715.28 | 49,553,513.89 | 49,551,500.00 |
| 1152656292 | 3135GAKK6 | FEDERAL NATIONAL MORTGAGE ASSOCIATION | 12/06/2024 | 5.320 | 50,000,000.00 | 50,000,000.00 | 50,000,000.00 | 49,961,000.00 |
| 1153537816 | 3135GAKM2 | FEDERAL NATIONAL MORTGAGE ASSOCIATION | 12/06/2024 | 5.320 | 50,000,000.00 | 50,000,000.00 | 50,000,000.00 | 49,961,000.00 |
| 1152656305 | 3135GAKK6 | FEDERAL NATIONAL MORTGAGE ASSOCIATION | 12/06/2024 | 5.320 | 50,000,000.00 | 50,000,000.00 | 50,000,000.00 | 49,961,000.00 |
| 1153537817 | 3135GAKM2 | FEDERAL NATIONAL MORTGAGE ASSOCIATION | 12/06/2024 | 5.320 | 50,000,000.00 | 50,000,000.00 | 50,000,000.00 | 49,961,000.00 |
| 1153537814 | 3135GAKL4 | FEDERAL NATIONAL MORTGAGE ASSOCIATION | 12/10/2024 | 5.320 | 50,000,000.00 | 50,000,000.00 | 50,000,000.00 | 49,947,000.00 |
| 1153537815 | 3135GAKL4 | FEDERAL NATIONAL MORTGAGE ASSOCIATION | 12/10/2024 | 5.320 | 50,000,000.00 | 50,000,000.00 | 50,000,000.00 | 49,947,000.00 |
| 1159941295 | 3135GAKR1 | FEDERAL NATIONAL MORTGAGE ASSOCIATION | 12/27/2024 | 5.190 | 50,000,000.00 | 50,000,000.00 | 50,000,000.00 | 49,979,000.00 |
| 1159941297 | 3135GAKR1 | FEDERAL NATIONAL MORTGAGE ASSOCIATION | 12/27/2024 | 5.190 | 50,000,000.00 | 50,000,000.00 | 50,000,000.00 | 49,979,000.00 |
| 1162780219 | 3135GAKT7 | FEDERAL NATIONAL MORTGAGE ASSOCIATION | 12/27/2024 | 5.230 | 50,000,000.00 | 50,000,000.00 | 50,000,000.00 | 49,932,000.00 |
| 1159941294 | 3135GAKS9 | FEDERAL NATIONAL MORTGAGE ASSOCIATION | 12/27/2024 | 5.220 | 50,000,000.00 | 50,000,000.00 | 50,000,000.00 | 49,979,500.00 |
| 1159941292 | 3135GAKS9 | FEDERAL NATIONAL MORTGAGE ASSOCIATION | 12/27/2024 | 5.220 | 50,000,000.00 | 50,000,000.00 | 50,000,000.00 | 49,979,500.00 |
| 1151420427 | 3135GAKJ9 | FEDERAL NATIONAL MORTGAGE ASSOCIATION | 06/06/2025 | 5.360 | 50,000,000.00 | 50,000,000.00 | 50,000,000.00 | 50,009,500.00 |
| 1151420430 | 3135GAKH3 | FEDERAL NATIONAL MORTGAGE ASSOCIATION | 06/06/2025 | 5.350 | 50,000,000.00 | 50,000,000.00 | 50,000,000.00 | 50,002,500.00 |
| 821809116 | 3135G04Z3 | FEDERAL NATIONAL MORTGAGE ASSOCIATION | 06/17/2025 | 0.500 | 25,000,000.00 | 24,997,526.96 | 24,990,500.00 | 23,653,500.00 |
| 821810668 | 3135G05C3 | FEDERAL NATIONAL MORTGAGE ASSOCIATION | 06/30/2025 | 0.750 | 21,000,000.00 | 21,000,000.00 | 21,000,000.00 | 19,878,180.00 |
| 821809214 | 3136G4YQ0 | FEDERAL NATIONAL MORTGAGE ASSOCIATION | 07/09/2025 | 0.710 | 50,000,000.00 | 50,000,000.00 | 50,000,000.00 | 47,326,000.00 |
| 1011404540 | 3135GAG21 | FEDERAL NATIONAL MORTGAGE ASSOCIATION | 03/27/2026 | 5.300 | 25,000,000.00 | 25,000,000.00 | 25,000,000.00 | 24,961,750.00 |
| 1011404538 | 3135GAFZ9 | FEDERAL NATIONAL MORTGAGE ASSOCIATION | 04/10/2026 | 5.250 | 50,000,000.00 | 50,000,000.00 | 50,000,000.00 | 49,959,500.00 |

TREASURER PORTFOLIO COMPARED TO MARKET VALUE
 FOR THE PERIOD: FEBRUARY 1, 2024 TO FEBRUARY 29, 2024
 FUND: POOLED SURPLUS INVESTMENTS
 ATTACHMENT X

| Security ID | CUSIP | Description | Maturity Date | Face Rate | PAR | Amortized Cost | Historical Cost | Market Value |
|-----------------------|------------|---|---------------|-----------|--------------------------|--------------------------|--------------------------|--------------------------|
| 821809213 | 3136G4YZ0 | FEDERAL NATIONAL MORTGAGE ASSOCIATION | 07/09/2026 | 0.820 | 50,000,000.00 | 50,000,000.00 | 50,000,000.00 | 45,660,000.00 |
| 1019326620 | 3135GAGR6 | FEDERAL NATIONAL MORTGAGE ASSOCIATION | 04/26/2027 | 5.150 | 50,000,000.00 | 50,000,000.00 | 50,000,000.00 | 49,953,000.00 |
| 1028476430 | 3135GAHG9 | FEDERAL NATIONAL MORTGAGE ASSOCIATION | 05/03/2027 | 5.500 | 25,000,000.00 | 25,000,000.00 | 25,000,000.00 | 24,999,000.00 |
| 821809218 | 3136G4YY3 | FEDERAL NATIONAL MORTGAGE ASSOCIATION | 07/15/2027 | 0.950 | 50,000,000.00 | 50,000,000.00 | 50,000,000.00 | 44,412,500.00 |
| 821809120 | 3136G4E33 | FEDERAL NATIONAL MORTGAGE ASSOCIATION | 07/30/2027 | 0.875 | 25,000,000.00 | 25,000,000.00 | 25,000,000.00 | 22,114,250.00 |
| 1114139738 | 3135GAJY8 | FEDERAL NATIONAL MORTGAGE ASSOCIATION | 10/25/2027 | 5.900 | 50,000,000.00 | 50,000,000.00 | 50,000,000.00 | 50,329,000.00 |
| 1114139737 | 3135GAJV4 | FEDERAL NATIONAL MORTGAGE ASSOCIATION | 10/28/2027 | 5.900 | 50,000,000.00 | 50,000,000.00 | 50,000,000.00 | 50,333,000.00 |
| 1114139739 | 3135GAJW2 | FEDERAL NATIONAL MORTGAGE ASSOCIATION | 10/23/2028 | 6.000 | 50,000,000.00 | 50,000,000.00 | 50,000,000.00 | 50,469,500.00 |
| 1138375748 | 3135GAK91 | FEDERAL NATIONAL MORTGAGE ASSOCIATION | 11/27/2028 | 5.730 | 50,000,000.00 | 50,000,000.00 | 50,000,000.00 | 49,898,000.00 |
| 1141009817 | 3135GAKE0 | FEDERAL NATIONAL MORTGAGE ASSOCIATION | 11/27/2028 | 5.650 | 50,000,000.00 | 50,000,000.00 | 50,000,000.00 | 49,952,000.00 |
| 1141009822 | 3135GAKD2 | FEDERAL NATIONAL MORTGAGE ASSOCIATION | 11/27/2028 | 5.640 | 50,000,000.00 | 50,000,000.00 | 50,000,000.00 | 50,141,500.00 |
| 821809217 | 3135GAAF8 | FEDERAL NATIONAL MORTGAGE ASSOCIATION | 12/08/2028 | 0.950 | 50,000,000.00 | 50,000,000.00 | 50,000,000.00 | 42,237,500.00 |
| 821809222 | 3135GAAE1 | FEDERAL NATIONAL MORTGAGE ASSOCIATION | 12/08/2028 | 1.000 | 50,000,000.00 | 50,000,000.00 | 50,000,000.00 | 42,344,500.00 |
| 1182264649 | 3135GAM24 | FEDERAL NATIONAL MORTGAGE ASSOCIATION | 01/10/2029 | 5.030 | 50,000,000.00 | 50,000,000.00 | 50,000,000.00 | 49,386,500.00 |
| 1182264647 | 3135GAM73 | FEDERAL NATIONAL MORTGAGE ASSOCIATION | 01/17/2029 | 5.125 | 25,000,000.00 | 25,000,000.00 | 25,000,000.00 | 24,732,750.00 |
| 1178100559 | 3135GALV1 | FEDERAL NATIONAL MORTGAGE ASSOCIATION | 01/29/2029 | 5.080 | 50,000,000.00 | 50,000,000.00 | 50,000,000.00 | 49,431,500.00 |
| 1178734137 | 3135GALX7 | FEDERAL NATIONAL MORTGAGE ASSOCIATION | 01/29/2029 | 5.100 | 50,000,000.00 | 50,000,000.00 | 50,000,000.00 | 49,444,500.00 |
| 1189533957 | 3135GAMR9 | FEDERAL NATIONAL MORTGAGE ASSOCIATION | 01/30/2029 | 5.200 | 25,000,000.00 | 25,000,000.00 | 25,000,000.00 | 24,812,250.00 |
| 1202172677 | 3135GAP54 | FEDERAL NATIONAL MORTGAGE ASSOCIATION | 02/14/2029 | 5.460 | 25,000,000.00 | 25,000,000.00 | 25,000,000.00 | 25,000,000.00 |
| 1195429417 | 3135GANB3 | FEDERAL NATIONAL MORTGAGE ASSOCIATION | 02/14/2029 | 5.250 | 25,000,000.00 | 25,000,000.00 | 25,000,000.00 | 25,000,000.00 |
| 1195429415 | 3135GANA5 | FEDERAL NATIONAL MORTGAGE ASSOCIATION | 02/14/2029 | 5.250 | 25,000,000.00 | 25,000,000.00 | 25,000,000.00 | 24,908,000.00 |
| 1194585799 | 3135GAN31 | FEDERAL NATIONAL MORTGAGE ASSOCIATION | 02/14/2029 | 5.200 | 25,000,000.00 | 25,000,000.00 | 25,000,000.00 | 24,912,250.00 |
| 1200783200 | 3135GANW7 | FEDERAL NATIONAL MORTGAGE ASSOCIATION | 02/20/2029 | 5.280 | 25,000,000.00 | 25,000,000.00 | 25,000,000.00 | 25,000,000.00 |
| 1201526194 | 3135GANX5 | FEDERAL NATIONAL MORTGAGE ASSOCIATION | 02/26/2029 | 5.400 | 25,000,000.00 | 25,000,000.00 | 25,000,000.00 | 24,971,750.00 |
| 821809118 | 3135G05Q2 | FEDERAL NATIONAL MORTGAGE ASSOCIATION | 08/05/2030 | 0.875 | 25,000,000.00 | 24,566,925.94 | 24,355,000.00 | 20,124,750.00 |
| 821809604 | 3135G05Q2 | FEDERAL NATIONAL MORTGAGE ASSOCIATION | 08/05/2030 | 0.875 | 50,000,000.00 | 49,283,981.57 | 48,940,000.00 | 40,249,500.00 |
| 821809597 | 3135G05Q2 | FEDERAL NATIONAL MORTGAGE ASSOCIATION | 08/05/2030 | 0.875 | 50,000,000.00 | 49,375,701.25 | 49,058,500.00 | 40,249,500.00 |
| 821809602 | 3135G05Q2 | FEDERAL NATIONAL MORTGAGE ASSOCIATION | 08/05/2030 | 0.875 | 50,000,000.00 | 49,393,101.70 | 49,085,000.00 | 40,249,500.00 |
| 821809660 | 3135G05Q2 | FEDERAL NATIONAL MORTGAGE ASSOCIATION | 08/05/2030 | 0.875 | 50,000,000.00 | 49,580,761.19 | 49,361,500.00 | 40,249,500.00 |
| 821809500 | 3136G4R88 | FEDERAL NATIONAL MORTGAGE ASSOCIATION | 08/26/2030 | 1.180 | 25,000,000.00 | 25,000,000.00 | 25,000,000.00 | 20,164,750.00 |
| 821809223 | 3136G4R88 | FEDERAL NATIONAL MORTGAGE ASSOCIATION | 08/26/2030 | 1.180 | 50,000,000.00 | 50,000,000.00 | 50,000,000.00 | 40,329,500.00 |
| 821809502 | 3136G4U68 | FEDERAL NATIONAL MORTGAGE ASSOCIATION | 08/27/2030 | 1.250 | 25,000,000.00 | 25,000,000.00 | 25,000,000.00 | 20,260,750.00 |
| 821809122 | 3136G42S1 | FEDERAL NATIONAL MORTGAGE ASSOCIATION | 09/11/2030 | 1.120 | 25,000,000.00 | 25,000,000.00 | 25,000,000.00 | 20,049,250.00 |
| 821809162 | 3136G43U5 | FEDERAL NATIONAL MORTGAGE ASSOCIATION | 09/27/2030 | 1.200 | 50,000,000.00 | 50,000,000.00 | 50,000,000.00 | 40,266,500.00 |
| 821809175 | 3136G43V3 | FEDERAL NATIONAL MORTGAGE ASSOCIATION | 09/27/2030 | 1.250 | 50,000,000.00 | 50,000,000.00 | 50,000,000.00 | 40,407,500.00 |
| 821809178 | 3135GA2D2 | FEDERAL NATIONAL MORTGAGE ASSOCIATION | 10/28/2030 | 1.260 | 50,000,000.00 | 50,000,000.00 | 50,000,000.00 | 40,331,000.00 |
| 821809163 | 3136G45T6 | FEDERAL NATIONAL MORTGAGE ASSOCIATION | 10/28/2030 | 1.200 | 50,000,000.00 | 50,000,000.00 | 50,000,000.00 | 40,159,000.00 |
| 821809180 | 3135GA4C2 | FEDERAL NATIONAL MORTGAGE ASSOCIATION | 11/18/2030 | 1.320 | 50,000,000.00 | 50,000,000.00 | 50,000,000.00 | 40,539,500.00 |
| 821809177 | 3135GA2V2 | FEDERAL NATIONAL MORTGAGE ASSOCIATION | 11/18/2030 | 1.270 | 50,000,000.00 | 50,000,000.00 | 50,000,000.00 | 40,395,000.00 |
| 821809172 | 3135GA3T6 | FEDERAL NATIONAL MORTGAGE ASSOCIATION | 11/25/2030 | 1.240 | 50,000,000.00 | 50,000,000.00 | 50,000,000.00 | 40,286,500.00 |
| 821809176 | 3135GA6X4 | FEDERAL NATIONAL MORTGAGE ASSOCIATION | 12/09/2030 | 1.240 | 50,000,000.00 | 50,000,000.00 | 50,000,000.00 | 40,118,000.00 |
| 821809179 | 3135GA6Z9 | FEDERAL NATIONAL MORTGAGE ASSOCIATION | 12/09/2030 | 1.330 | 50,000,000.00 | 50,000,000.00 | 50,000,000.00 | 40,379,000.00 |
| 821809182 | 3135GAC41 | FEDERAL NATIONAL MORTGAGE ASSOCIATION | 12/10/2030 | 1.330 | 50,000,000.00 | 50,000,000.00 | 50,000,000.00 | 40,376,000.00 |
| 821809503 | 3135GAAK7 | FEDERAL NATIONAL MORTGAGE ASSOCIATION | 12/17/2030 | 1.300 | 25,000,000.00 | 24,991,504.67 | 24,987,500.00 | 20,133,000.00 |
| 821809186 | 3136G47K3 | FEDERAL NATIONAL MORTGAGE ASSOCIATION | 10/28/2031 | 1.365 | 50,000,000.00 | 50,000,000.00 | 50,000,000.00 | 39,400,000.00 |
| 821809181 | 3135GAA84 | FEDERAL NATIONAL MORTGAGE ASSOCIATION | 12/16/2031 | 1.350 | 50,000,000.00 | 50,000,000.00 | 50,000,000.00 | 39,181,000.00 |
| 821809184 | 3135GA6T3 | FEDERAL NATIONAL MORTGAGE ASSOCIATION | 12/16/2031 | 1.360 | 50,000,000.00 | 50,000,000.00 | 50,000,000.00 | 39,213,500.00 |
| 821809656 | 3135GACK5 | FEDERAL NATIONAL MORTGAGE ASSOCIATION | 01/27/2032 | 1.310 | 50,000,000.00 | 50,000,000.00 | 50,000,000.00 | 38,924,500.00 |
| 821809652 | 3135GACK5 | FEDERAL NATIONAL MORTGAGE ASSOCIATION | 01/27/2032 | 1.310 | 50,000,000.00 | 50,000,000.00 | 50,000,000.00 | 38,924,500.00 |
| 821809075 | 3136G42K8 | FEDERAL NATIONAL MORTGAGE ASSOCIATION | 08/27/2032 | 1.220 | 49,250,000.00 | 48,807,679.99 | 48,634,375.00 | 37,080,325.00 |
| 821809168 | 3136G42K8 | FEDERAL NATIONAL MORTGAGE ASSOCIATION | 08/27/2032 | 1.220 | 50,000,000.00 | 49,551,256.05 | 49,375,000.00 | 37,645,000.00 |
| 821809185 | 3136G47J6 | FEDERAL NATIONAL MORTGAGE ASSOCIATION | 10/28/2032 | 1.450 | 50,000,000.00 | 50,000,000.00 | 50,000,000.00 | 38,259,500.00 |
| 821809190 | 3135GA4A6 | FEDERAL NATIONAL MORTGAGE ASSOCIATION | 11/16/2032 | 1.500 | 50,000,000.00 | 50,000,000.00 | 50,000,000.00 | 38,383,500.00 |
| 821809187 | 3135GA2E0 | FEDERAL NATIONAL MORTGAGE ASSOCIATION | 11/17/2032 | 1.460 | 50,000,000.00 | 50,000,000.00 | 50,000,000.00 | 38,239,000.00 |
| 821809188 | 3135GA2C4 | FEDERAL NATIONAL MORTGAGE ASSOCIATION | 11/18/2032 | 1.450 | 50,000,000.00 | 50,000,000.00 | 50,000,000.00 | 38,201,000.00 |
| 821809189 | 3135GA4B4 | FEDERAL NATIONAL MORTGAGE ASSOCIATION | 11/23/2032 | 1.500 | 50,000,000.00 | 50,000,000.00 | 50,000,000.00 | 38,363,000.00 |
| 821809227 | 3135GA5Z0 | FEDERAL NATIONAL MORTGAGE ASSOCIATION | 12/08/2032 | 1.515 | 50,000,000.00 | 50,000,000.00 | 50,000,000.00 | 38,373,500.00 |
| 821809183 | 3135GACG4 | FEDERAL NATIONAL MORTGAGE ASSOCIATION | 01/20/2033 | 1.360 | 50,000,000.00 | 50,000,000.00 | 50,000,000.00 | 37,697,500.00 |
| 821809077 | 3135GACP4 | FEDERAL NATIONAL MORTGAGE ASSOCIATION | 01/27/2033 | 1.610 | 50,000,000.00 | 50,000,000.00 | 50,000,000.00 | 38,575,500.00 |
| AGENCIES TOTAL | | | | | 28,906,110,444.44 | 28,859,479,677.09 | 28,802,823,627.35 | 26,704,555,221.45 |
| 1188834534 | 05252WVF7 | AUSTRALIA AND NEW ZEALAND BANKING GROUP LIMITED | 06/28/2024 | 5.180 | 50,000,000.00 | 50,000,000.00 | 50,000,000.00 | 50,003,000.00 |
| 1188834533 | 05252WVF7 | AUSTRALIA AND NEW ZEALAND BANKING GROUP LIMITED | 06/28/2024 | 5.180 | 50,000,000.00 | 50,000,000.00 | 50,000,000.00 | 50,003,000.00 |
| 1132575619 | 05252WVA8 | AUSTRALIA AND NEW ZEALAND BANKING GROUP LIMITED | 05/01/2024 | 5.500 | 50,000,000.00 | 50,000,000.00 | 50,000,000.00 | 50,022,000.00 |
| 1132575618 | 05252WVA8 | AUSTRALIA AND NEW ZEALAND BANKING GROUP LIMITED | 05/01/2024 | 5.500 | 50,000,000.00 | 50,000,000.00 | 50,000,000.00 | 50,022,000.00 |
| 1106471363 | 06367DD69 | BANK OF MONTREAL - CHICAGO BRANCH | 04/19/2024 | 5.810 | 50,000,000.00 | 50,000,000.00 | 50,000,000.00 | 50,022,500.00 |
| 1154571060 | 06367DFW0 | BANK OF MONTREAL - CHICAGO BRANCH | 06/14/2024 | 5.550 | 50,000,000.00 | 50,000,000.00 | 50,000,000.00 | 50,012,500.00 |
| 1201525389 | 06367DGR0 | BANK OF MONTREAL - CHICAGO BRANCH | 08/12/2024 | 5.340 | 50,000,000.00 | 50,000,000.00 | 50,000,000.00 | 49,982,500.00 |
| 1210762990 | 06367DGV1 | BANK OF MONTREAL - CHICAGO BRANCH | 05/20/2024 | 5.360 | 50,000,000.00 | 50,000,000.00 | 50,000,000.00 | 49,998,000.00 |
| 1135060251 | 05586F7H4 | BNP PARIBAS NEW YORK BRANCH | 04/15/2024 | 5.590 | 50,000,000.00 | 50,000,000.00 | 50,000,000.00 | 50,009,500.00 |
| 1135060258 | 05586F7H4 | BNP PARIBAS NEW YORK BRANCH | 04/15/2024 | 5.590 | 50,000,000.00 | 50,000,000.00 | 50,000,000.00 | 50,009,500.00 |
| 1174833671 | 05593DF3F8 | BNP PARIBAS NEW YORK BRANCH | 04/05/2024 | 5.360 | 50,000,000.00 | 50,000,000.00 | 50,000,000.00 | 50,000,000.00 |

TREASURER PORTFOLIO COMPARED TO MARKET VALUE
 FOR THE PERIOD: FEBRUARY 1, 2024 TO FEBRUARY 29, 2024
 FUND: POOLED SURPLUS INVESTMENTS
 ATTACHMENT X

| Security ID | CUSIP | Description | Maturity Date | Face Rate | PAR | Amortized Cost | Historical Cost | Market Value |
|----------------------------|-----------|--|---------------|-----------|-------------------------|-------------------------|-------------------------|-------------------------|
| 1114129016 | 13606KF27 | CANADIAN IMPERIAL BANK OF COMMERCE (NEW YORK) | 04/01/2024 | 5.770 | 50,000,000.00 | 50,000,000.00 | 50,000,000.00 | 50,011,500.00 |
| 1156429721 | 13606KN44 | CANADIAN IMPERIAL BANK OF COMMERCE (NEW YORK) | 05/31/2024 | 5.530 | 50,000,000.00 | 50,000,000.00 | 50,000,000.00 | 50,011,000.00 |
| 1156429723 | 13606KN44 | CANADIAN IMPERIAL BANK OF COMMERCE (NEW YORK) | 05/31/2024 | 5.530 | 50,000,000.00 | 50,000,000.00 | 50,000,000.00 | 50,011,000.00 |
| 1152656318 | 13606KM37 | CANADIAN IMPERIAL BANK OF COMMERCE (NEW YORK) | 06/03/2024 | 5.570 | 50,000,000.00 | 50,000,000.00 | 50,000,000.00 | 50,014,500.00 |
| 1152656326 | 13606KM37 | CANADIAN IMPERIAL BANK OF COMMERCE (NEW YORK) | 06/03/2024 | 5.570 | 50,000,000.00 | 50,000,000.00 | 50,000,000.00 | 50,014,500.00 |
| 1163564649 | 22536DNL8 | CREDIT AGRICOLE CORPORATE AND INVESTMENT BANK, NEW | 03/22/2024 | 5.430 | 50,000,000.00 | 50,000,000.00 | 50,000,000.00 | 50,001,500.00 |
| 1178732408 | 22536DSD1 | CREDIT AGRICOLE CORPORATE AND INVESTMENT BANK, NEW | 05/13/2024 | 5.390 | 50,000,000.00 | 50,000,000.00 | 50,000,000.00 | 50,002,000.00 |
| 1155538759 | 22536DLH9 | CREDIT AGRICOLE CORPORATE AND INVESTMENT BANK, NEW | 03/13/2024 | 5.490 | 50,000,000.00 | 50,000,000.00 | 50,000,000.00 | 50,001,500.00 |
| 1176677986 | 23344N6M3 | DNB BANK ASA - NEW YORK BRANCH | 04/15/2024 | 5.330 | 50,000,000.00 | 50,000,000.00 | 50,000,000.00 | 49,999,000.00 |
| 1183715086 | 23344N7E0 | DNB BANK ASA - NEW YORK BRANCH | 04/24/2024 | 5.340 | 50,000,000.00 | 50,000,000.00 | 50,000,000.00 | 49,999,500.00 |
| 1174014397 | 23344N6E1 | DNB BANK ASA - NEW YORK BRANCH | 04/05/2024 | 5.330 | 50,000,000.00 | 50,000,000.00 | 50,000,000.00 | 49,999,500.00 |
| 1178078183 | 23344N6V3 | DNB BANK ASA - NEW YORK BRANCH | 04/19/2024 | 5.320 | 50,000,000.00 | 50,000,000.00 | 50,000,000.00 | 49,998,000.00 |
| 1172435249 | 23344N6D3 | DNB BANK ASA - NEW YORK BRANCH | 04/02/2024 | 5.350 | 50,000,000.00 | 50,000,000.00 | 50,000,000.00 | 50,000,500.00 |
| 1207761579 | 23345HAP3 | DNB BANK ASA - NEW YORK BRANCH | 05/20/2024 | 5.340 | 50,000,000.00 | 50,000,000.00 | 50,000,000.00 | 49,998,500.00 |
| 1154571061 | 65558U5A6 | NORDEA ABP - NEW YORK BRANCH | 06/03/2024 | 5.450 | 50,000,000.00 | 50,000,000.00 | 50,000,000.00 | 50,002,000.00 |
| 1187401556 | 65558U5T5 | NORDEA ABP - NEW YORK BRANCH | 05/20/2024 | 5.280 | 50,000,000.00 | 50,000,000.00 | 50,000,000.00 | 49,988,500.00 |
| 1154571062 | 65558U5A6 | NORDEA ABP - NEW YORK BRANCH | 06/03/2024 | 5.450 | 50,000,000.00 | 50,000,000.00 | 50,000,000.00 | 50,002,000.00 |
| 1179317759 | 65558U5L2 | NORDEA ABP - NEW YORK BRANCH | 04/17/2024 | 5.360 | 50,000,000.00 | 50,000,000.00 | 50,000,000.00 | 49,999,000.00 |
| 1136823879 | 65558U4J8 | NORDEA ABP - NEW YORK BRANCH | 05/10/2024 | 5.690 | 50,000,000.00 | 50,000,000.00 | 50,000,000.00 | 50,025,000.00 |
| 1060159991 | 78015JYW1 | ROYAL BANK OF CANADA NEW YORK BRANCH | 04/01/2024 | 5.900 | 50,000,000.00 | 50,000,000.00 | 50,000,000.00 | 50,016,000.00 |
| 1056321137 | 78015JXA0 | ROYAL BANK OF CANADA NEW YORK BRANCH | 03/22/2024 | 5.780 | 50,000,000.00 | 50,000,000.00 | 50,000,000.00 | 50,000,000.00 |
| 1108577828 | 78015JB30 | ROYAL BANK OF CANADA NEW YORK BRANCH | 06/20/2024 | 5.860 | 50,000,000.00 | 50,000,000.00 | 50,000,000.00 | 50,050,500.00 |
| 1168532766 | 86959R7L8 | SVENSKA HANDELS AB PUBL - NEW YORK BRANCH | 04/30/2024 | 5.260 | 50,000,000.00 | 50,000,000.00 | 50,000,000.00 | 49,990,500.00 |
| 1151420428 | 86959R7A2 | SVENSKA HANDELS AB PUBL - NEW YORK BRANCH | 03/01/2024 | 5.470 | 50,000,000.00 | 50,000,000.00 | 50,000,000.00 | 50,000,000.00 |
| 1185074072 | 86959TAP1 | SVENSKA HANDELS AB PUBL - NEW YORK BRANCH | 04/19/2024 | 5.350 | 50,000,000.00 | 50,000,000.00 | 50,000,000.00 | 50,000,000.00 |
| 1157685562 | 86959R7G9 | SVENSKA HANDELS AB PUBL - NEW YORK BRANCH | 03/15/2024 | 5.460 | 50,000,000.00 | 50,000,000.00 | 50,000,000.00 | 50,002,000.00 |
| 1060159993 | 89115BQG8 | TORONTO-DOMINION BANK - NEW YORK BRANCH | 03/18/2024 | 5.910 | 50,000,000.00 | 50,000,000.00 | 50,000,000.00 | 50,009,500.00 |
| 1147289502 | 89115BMH0 | TORONTO-DOMINION BANK - NEW YORK BRANCH | 03/06/2024 | 5.500 | 50,000,000.00 | 50,000,000.00 | 50,000,000.00 | 50,001,000.00 |
| 1135573468 | 89115BJR2 | TORONTO-DOMINION BANK - NEW YORK BRANCH | 03/15/2024 | 5.600 | 50,000,000.00 | 50,000,000.00 | 50,000,000.00 | 50,004,000.00 |
| 1197359393 | 89115D7J9 | TORONTO-DOMINION BANK - NEW YORK BRANCH | 05/06/2024 | 5.370 | 50,000,000.00 | 50,000,000.00 | 50,000,000.00 | 49,998,000.00 |
| 1156429724 | 89115BP53 | TORONTO-DOMINION BANK - NEW YORK BRANCH | 03/11/2024 | 5.500 | 50,000,000.00 | 50,000,000.00 | 50,000,000.00 | 50,001,500.00 |
| 1145088143 | 89115BLZ1 | TORONTO-DOMINION BANK - NEW YORK BRANCH | 05/28/2024 | 5.600 | 50,000,000.00 | 50,000,000.00 | 50,000,000.00 | 50,016,000.00 |
| 1089879330 | 95001KP4 | WELLS FARGO BANK, NATIONAL ASSOCIATION | 03/25/2024 | 5.770 | 50,000,000.00 | 50,000,000.00 | 50,000,000.00 | 50,010,500.00 |
| 1127459667 | 95001KQT4 | WELLS FARGO BANK, NATIONAL ASSOCIATION | 10/28/2024 | 5.870 | 50,000,000.00 | 50,000,000.00 | 50,000,000.00 | 50,177,000.00 |
| 1127459668 | 95001KQT4 | WELLS FARGO BANK, NATIONAL ASSOCIATION | 10/28/2024 | 5.870 | 50,000,000.00 | 50,000,000.00 | 50,000,000.00 | 50,177,000.00 |
| CD TOTAL | | | | | 2,300,000,000.00 | 2,300,000,000.00 | 2,300,000,000.00 | 2,300,617,000.00 |
| 821809411 | 89236TJH9 | TOYOTA MOTOR CREDIT CORP | 06/18/2024 | 0.500 | 11,000,000.00 | 10,998,698.17 | 10,986,910.00 | 10,841,380.00 |
| CORP NOTE FXD TOTAL | | | | | 11,000,000.00 | 10,998,698.17 | 10,986,910.00 | 10,841,380.00 |
| 1174014403 | 04821TD36 | ATLANTIC ASSET SECURITIZATION CORP. | 04/03/2024 | 5.350 | 10,000,000.00 | 9,950,958.33 | 9,864,763.89 | 9,949,200.00 |
| 1196589704 | 04821TF59 | ATLANTIC ASSET SECURITIZATION CORP. | 06/05/2024 | 5.240 | 15,000,000.00 | 14,790,400.00 | 14,738,000.00 | 14,782,500.00 |
| 1163564635 | 04821TD10 | ATLANTIC ASSET SECURITIZATION CORP. | 04/01/2024 | 5.410 | 19,500,000.00 | 19,409,157.08 | 19,201,097.50 | 19,406,790.00 |
| 1185915845 | 04821TDN2 | ATLANTIC ASSET SECURITIZATION CORP. | 04/22/2024 | 5.340 | 25,000,000.00 | 24,807,166.67 | 24,666,250.00 | 24,800,500.00 |
| 1165120707 | 04821TCU7 | ATLANTIC ASSET SECURITIZATION CORP. | 03/28/2024 | 5.410 | 28,483,000.00 | 28,367,430.23 | 28,067,804.89 | 28,363,941.06 |
| 1193064193 | 04821TE35 | ATLANTIC ASSET SECURITIZATION CORP. | 05/03/2024 | 5.320 | 30,000,000.00 | 29,720,700.00 | 29,592,133.33 | 29,711,400.00 |
| 1209968189 | 04821TEP6 | ATLANTIC ASSET SECURITIZATION CORP. | 05/23/2024 | 5.310 | 30,000,000.00 | 29,632,725.00 | 29,615,025.00 | 29,622,600.00 |
| 1189543512 | 04821TDK8 | ATLANTIC ASSET SECURITIZATION CORP. | 04/19/2024 | 5.320 | 30,000,000.00 | 29,782,766.66 | 29,645,333.33 | 29,774,100.00 |
| 1153532660 | 04821TC52 | ATLANTIC ASSET SECURITIZATION CORP. | 03/05/2024 | 5.410 | 49,000,000.00 | 48,970,545.56 | 48,337,275.00 | 48,963,740.00 |
| 1158562680 | 04821TDF9 | ATLANTIC ASSET SECURITIZATION CORP. | 04/15/2024 | 5.400 | 50,000,000.00 | 49,662,500.00 | 49,077,500.00 | 49,654,000.00 |
| 1196589707 | 04821TF59 | ATLANTIC ASSET SECURITIZATION CORP. | 06/05/2024 | 5.240 | 50,000,000.00 | 49,301,333.34 | 49,126,666.67 | 49,275,000.00 |
| 1163564633 | 04821TD10 | ATLANTIC ASSET SECURITIZATION CORP. | 04/01/2024 | 5.410 | 50,000,000.00 | 49,767,069.44 | 49,233,583.33 | 49,761,000.00 |
| 1205059290 | 04821TEP6 | ATLANTIC ASSET SECURITIZATION CORP. | 05/23/2024 | 5.310 | 50,000,000.00 | 49,387,875.00 | 49,284,625.00 | 49,371,000.00 |
| 1157155737 | 04821TCF0 | ATLANTIC ASSET SECURITIZATION CORP. | 03/15/2024 | 5.410 | 50,000,000.00 | 49,894,805.56 | 49,301,208.33 | 49,888,500.00 |
| 1210762992 | 04821TEX9 | ATLANTIC ASSET SECURITIZATION CORP. | 05/31/2024 | 5.320 | 50,000,000.00 | 49,327,611.11 | 49,320,222.22 | 49,312,000.00 |
| 1174014401 | 04821TD36 | ATLANTIC ASSET SECURITIZATION CORP. | 04/03/2024 | 5.350 | 50,000,000.00 | 49,754,791.67 | 49,323,819.44 | 49,746,000.00 |
| 1159897605 | 04821TCE3 | ATLANTIC ASSET SECURITIZATION CORP. | 03/14/2024 | 5.400 | 50,000,000.00 | 49,902,500.00 | 49,325,000.00 | 49,896,000.00 |
| 1159897607 | 04821TCD5 | ATLANTIC ASSET SECURITIZATION CORP. | 03/13/2024 | 5.420 | 50,000,000.00 | 49,909,666.67 | 49,330,027.78 | 49,903,500.00 |
| 1202164091 | 04821TEA9 | ATLANTIC ASSET SECURITIZATION CORP. | 05/10/2024 | 5.310 | 50,000,000.00 | 49,483,750.00 | 49,365,750.00 | 49,467,000.00 |
| 1208378685 | 0527M0EL7 | AUTOBAHN FUNDING COMPANY LLC | 05/20/2024 | 5.300 | 50,000,000.00 | 49,411,111.11 | 49,352,222.22 | 49,397,000.00 |
| 1203356511 | 1247P2FE9 | CAFCO LLC | 06/14/2024 | 5.290 | 25,000,000.00 | 24,614,270.84 | 24,559,166.67 | 24,607,750.00 |
| 1206662598 | 1247P2FA7 | CAFCO LLC | 06/10/2024 | 5.290 | 25,000,000.00 | 24,628,965.28 | 24,592,229.17 | 24,622,000.00 |
| 1185915848 | 1247P2E75 | CAFCO LLC | 05/07/2024 | 5.300 | 25,000,000.00 | 24,753,402.78 | 24,613,541.67 | 24,747,250.00 |
| 1145088128 | 1247P2C77 | CAFCO LLC | 03/07/2024 | 5.480 | 25,000,000.00 | 24,977,166.67 | 24,615,638.89 | 24,974,000.00 |
| 1203356529 | 1247P2FE9 | CAFCO LLC | 06/14/2024 | 5.290 | 50,000,000.00 | 49,228,541.66 | 49,118,333.33 | 49,215,500.00 |
| 1209968190 | 1247P2FL3 | CAFCO LLC | 06/20/2024 | 5.300 | 50,000,000.00 | 49,182,916.67 | 49,131,388.89 | 49,172,500.00 |
| 1203356519 | 1247P2FB5 | CAFCO LLC | 06/11/2024 | 5.290 | 50,000,000.00 | 49,250,583.33 | 49,140,375.00 | 49,237,000.00 |
| 1203356532 | 1247P2FA7 | CAFCO LLC | 06/10/2024 | 5.290 | 50,000,000.00 | 49,257,930.55 | 49,147,722.22 | 49,244,000.00 |
| 1199147295 | 1247P2F33 | CAFCO LLC | 06/03/2024 | 5.280 | 50,000,000.00 | 49,310,666.66 | 49,149,333.33 | 49,295,000.00 |
| 1202164087 | 1247P2F74 | CAFCO LLC | 06/07/2024 | 5.290 | 50,000,000.00 | 49,279,972.23 | 49,162,416.67 | 49,266,000.00 |
| 1157186599 | 1247P2D19 | CAFCO LLC | 04/01/2024 | 5.430 | 50,000,000.00 | 49,766,208.33 | 49,170,416.67 | 49,761,500.00 |
| 1206662601 | 1247P2FA7 | CAFCO LLC | 06/10/2024 | 5.290 | 50,000,000.00 | 49,257,930.55 | 49,184,458.33 | 49,244,000.00 |

TREASURER PORTFOLIO COMPARED TO MARKET VALUE
 FOR THE PERIOD: FEBRUARY 1, 2024 TO FEBRUARY 29, 2024
 FUND: POOLED SURPLUS INVESTMENTS
 ATTACHMENT X

| Security ID | CUSIP | Description | Maturity Date | Face Rate | PAR | Amortized Cost | Historical Cost | Market Value |
|-------------|-----------|--------------------------------------|---------------|-----------|---------------|----------------|-----------------|---------------|
| 1190173734 | 1247P2EL4 | CAFCO LLC | 05/20/2024 | 5.280 | 50,000,000.00 | 49,413,333.33 | 49,186,000.00 | 49,398,000.00 |
| 1146669210 | 1247P2CB8 | CAFCO LLC | 03/11/2024 | 5.460 | 50,000,000.00 | 49,924,166.67 | 49,211,333.33 | 49,918,500.00 |
| 1191200992 | 1247P2EH3 | CAFCO LLC | 05/17/2024 | 5.290 | 50,000,000.00 | 49,434,263.89 | 49,213,847.22 | 49,420,500.00 |
| 1145088130 | 1247P2C77 | CAFCO LLC | 03/07/2024 | 5.480 | 50,000,000.00 | 49,954,333.33 | 49,231,277.78 | 49,948,000.00 |
| 1196589706 | 1247P2EL4 | CAFCO LLC | 05/20/2024 | 5.290 | 50,000,000.00 | 49,412,222.22 | 49,235,888.89 | 49,398,000.00 |
| 1197358641 | 1247P2EL4 | CAFCO LLC | 05/20/2024 | 5.290 | 50,000,000.00 | 49,412,222.22 | 49,243,236.11 | 49,398,000.00 |
| 1210763000 | 13608AF76 | CANADIAN IMPERIAL BANK OF COMMERCE | 06/07/2024 | 5.300 | 50,000,000.00 | 49,278,611.11 | 49,263,888.89 | 49,270,000.00 |
| 1210762997 | 13608AF76 | CANADIAN IMPERIAL BANK OF COMMERCE | 06/07/2024 | 5.300 | 50,000,000.00 | 49,278,611.11 | 49,263,888.89 | 49,270,000.00 |
| 1195417917 | 13738JF54 | CANCARA ASSET SECURITISATION LIMITED | 06/05/2024 | 5.280 | 5,000,000.00 | 4,929,600.00 | 4,911,266.67 | 4,927,950.00 |
| 1180740464 | 13738JDK3 | CANCARA ASSET SECURITISATION LIMITED | 04/19/2024 | 5.330 | 12,000,000.00 | 11,912,943.33 | 11,832,993.33 | 11,910,480.00 |
| 1206664923 | 13738JEL0 | CANCARA ASSET SECURITISATION LIMITED | 05/20/2024 | 5.320 | 12,000,000.00 | 11,858,133.33 | 11,840,400.00 | 11,855,280.00 |
| 1182264648 | 13738JDN7 | CANCARA ASSET SECURITISATION LIMITED | 04/22/2024 | 5.330 | 25,000,000.00 | 24,807,527.78 | 24,652,069.44 | 24,802,500.00 |
| 1195417912 | 13738JF54 | CANCARA ASSET SECURITISATION LIMITED | 06/05/2024 | 5.280 | 50,000,000.00 | 49,296,000.00 | 49,112,666.67 | 49,279,500.00 |
| 1190182841 | 13738JEW6 | CANCARA ASSET SECURITISATION LIMITED | 05/30/2024 | 5.290 | 50,000,000.00 | 49,338,750.00 | 49,118,333.33 | 49,323,000.00 |
| 1214367408 | 13738JF70 | CANCARA ASSET SECURITISATION LIMITED | 06/07/2024 | 5.330 | 50,000,000.00 | 49,274,527.78 | 49,259,722.22 | 49,264,500.00 |
| 1206664920 | 13738JEX4 | CANCARA ASSET SECURITISATION LIMITED | 05/31/2024 | 5.320 | 50,000,000.00 | 49,327,611.11 | 49,268,500.00 | 49,316,000.00 |
| 1210762991 | 13738JF39 | CANCARA ASSET SECURITISATION LIMITED | 06/03/2024 | 5.330 | 50,000,000.00 | 49,304,138.89 | 49,274,527.78 | 49,294,000.00 |
| 1210763001 | 13738JF39 | CANCARA ASSET SECURITISATION LIMITED | 06/03/2024 | 5.330 | 50,000,000.00 | 49,304,138.89 | 49,274,527.78 | 49,294,000.00 |
| 1180740458 | 13738JDK3 | CANCARA ASSET SECURITISATION LIMITED | 04/19/2024 | 5.330 | 50,000,000.00 | 49,637,263.89 | 49,304,138.89 | 49,627,000.00 |
| 1182264644 | 13738JDN7 | CANCARA ASSET SECURITISATION LIMITED | 04/22/2024 | 5.330 | 50,000,000.00 | 49,615,055.56 | 49,304,138.89 | 49,605,000.00 |
| 1207763392 | 13738JEQ9 | CANCARA ASSET SECURITISATION LIMITED | 05/24/2024 | 5.320 | 50,000,000.00 | 49,379,333.33 | 49,320,222.22 | 49,367,500.00 |
| 1213311331 | 13738JEU0 | CANCARA ASSET SECURITISATION LIMITED | 05/28/2024 | 5.330 | 50,000,000.00 | 49,348,555.55 | 49,326,347.22 | 49,338,000.00 |
| 1213311341 | 13738JEU0 | CANCARA ASSET SECURITISATION LIMITED | 05/28/2024 | 5.330 | 50,000,000.00 | 49,348,555.55 | 49,326,347.22 | 49,338,000.00 |
| 1185915857 | 13738JDP2 | CANCARA ASSET SECURITISATION LIMITED | 04/23/2024 | 5.290 | 50,000,000.00 | 49,610,597.22 | 49,331,402.78 | 49,597,500.00 |
| 1206664924 | 13738JEL0 | CANCARA ASSET SECURITISATION LIMITED | 05/20/2024 | 5.320 | 50,000,000.00 | 49,408,888.89 | 49,335,000.00 | 49,397,000.00 |
| 1174833670 | 13738JCL2 | CANCARA ASSET SECURITISATION LIMITED | 03/20/2024 | 5.380 | 50,000,000.00 | 49,438,027.78 | 49,432,111.11 | 49,850,500.00 |
| 1175785389 | 13738JCN8 | CANCARA ASSET SECURITISATION LIMITED | 03/22/2024 | 5.370 | 50,000,000.00 | 49,843,375.00 | 49,455,541.67 | 49,835,500.00 |
| 1169499962 | 13738JC73 | CANCARA ASSET SECURITISATION LIMITED | 03/07/2024 | 5.380 | 50,000,000.00 | 49,955,166.67 | 49,484,416.67 | 49,948,000.00 |
| 1195417937 | 15963TE39 | CHARIOT FUNDING LLC | 05/03/2024 | 5.320 | 5,000,000.00 | 4,953,450.00 | 4,934,977.78 | 4,952,050.00 |
| 1179317766 | 15963TD30 | CHARIOT FUNDING LLC | 04/03/2024 | 5.370 | 28,000,000.00 | 27,862,170.00 | 27,657,513.33 | 27,858,040.00 |
| 1166058985 | 15963TD14 | CHARIOT FUNDING LLC | 04/01/2024 | 5.400 | 50,000,000.00 | 49,767,500.00 | 49,272,500.00 | 49,761,500.00 |
| 1194573234 | 15963TE88 | CHARIOT FUNDING LLC | 05/08/2024 | 5.290 | 50,000,000.00 | 49,500,388.89 | 49,294,666.67 | 49,484,000.00 |
| 1193064187 | 15963TE62 | CHARIOT FUNDING LLC | 05/06/2024 | 5.310 | 50,000,000.00 | 49,513,250.00 | 49,299,375.00 | 49,498,500.00 |
| 1193064186 | 15963TE39 | CHARIOT FUNDING LLC | 05/03/2024 | 5.310 | 50,000,000.00 | 49,535,375.00 | 49,321,500.00 | 49,520,500.00 |
| 1189533961 | 15963TDV8 | CHARIOT FUNDING LLC | 04/29/2024 | 5.320 | 50,000,000.00 | 49,564,055.55 | 49,327,611.11 | 49,550,000.00 |
| 1189533967 | 15963TDV8 | CHARIOT FUNDING LLC | 04/29/2024 | 5.320 | 50,000,000.00 | 49,564,055.55 | 49,327,611.11 | 49,550,000.00 |
| 1195417907 | 15963TE39 | CHARIOT FUNDING LLC | 05/03/2024 | 5.320 | 50,000,000.00 | 49,534,500.00 | 49,349,777.78 | 49,520,500.00 |
| 1186538812 | 15963TDK2 | CHARIOT FUNDING LLC | 04/19/2024 | 5.350 | 50,000,000.00 | 49,635,902.78 | 49,360,722.22 | 49,626,500.00 |
| 1189533968 | 15963TDQ9 | CHARIOT FUNDING LLC | 04/24/2024 | 5.310 | 50,000,000.00 | 49,601,750.00 | 49,365,750.00 | 49,588,500.00 |
| 1178078186 | 15963TD30 | CHARIOT FUNDING LLC | 04/03/2024 | 5.350 | 50,000,000.00 | 49,754,791.67 | 49,375,833.33 | 49,746,500.00 |
| 1179317764 | 15963TD30 | CHARIOT FUNDING LLC | 04/03/2024 | 5.370 | 50,000,000.00 | 49,753,875.00 | 49,388,416.67 | 49,746,500.00 |
| 1177445445 | 15963TCU1 | CHARIOT FUNDING LLC | 03/28/2024 | 5.380 | 50,000,000.00 | 49,798,250.00 | 49,409,694.44 | 49,791,000.00 |
| 1186538811 | 15963TDC0 | CHARIOT FUNDING LLC | 04/12/2024 | 5.350 | 50,000,000.00 | 49,687,916.67 | 49,412,986.11 | 49,679,500.00 |
| 1174014402 | 15963TC49 | CHARIOT FUNDING LLC | 03/04/2024 | 5.390 | 50,000,000.00 | 49,977,541.67 | 49,543,347.22 | 49,970,000.00 |
| 1174833676 | 15963TC15 | CHARIOT FUNDING LLC | 03/01/2024 | 5.400 | 50,000,000.00 | 50,000,000.00 | 49,572,500.00 | 49,992,500.00 |
| 1165120698 | 17177LDF8 | CIESCO, LLC | 04/15/2024 | 5.390 | 25,000,000.00 | 24,831,562.50 | 24,569,548.61 | 24,828,500.00 |
| 1215297653 | 17177LC10 | CIESCO, LLC | 03/01/2024 | 5.310 | 27,385,000.00 | 27,385,000.00 | 27,380,960.71 | 27,380,892.25 |
| 1162761376 | 17177LFH2 | CIESCO, LLC | 06/17/2024 | 5.370 | 50,000,000.00 | 49,194,500.00 | 48,650,041.67 | 49,192,000.00 |
| 1162761369 | 17177LFH2 | CIESCO, LLC | 06/17/2024 | 5.370 | 50,000,000.00 | 49,194,500.00 | 48,650,041.67 | 49,192,000.00 |
| 1195417900 | 17177LH56 | CIESCO, LLC | 08/05/2024 | 5.210 | 50,000,000.00 | 48,863,930.56 | 48,683,027.78 | 48,839,500.00 |
| 1147280723 | 17177LD50 | CIESCO, LLC | 04/05/2024 | 5.480 | 50,000,000.00 | 49,733,611.11 | 49,025,777.78 | 49,731,500.00 |
| 1191200990 | 17177LEL4 | CIESCO, LLC | 05/20/2024 | 5.290 | 50,000,000.00 | 49,412,222.23 | 49,191,805.56 | 49,397,000.00 |
| 1188810757 | 17177LED2 | CIESCO, LLC | 05/13/2024 | 5.300 | 50,000,000.00 | 49,462,638.89 | 49,205,000.00 | 49,449,000.00 |
| 1190173739 | 17177LEH3 | CIESCO, LLC | 05/17/2024 | 5.290 | 50,000,000.00 | 49,434,263.89 | 49,206,500.00 | 49,419,000.00 |
| 1215297643 | 12619TFR0 | CRC FUNDING, LLC | 06/25/2024 | 5.300 | 23,350,000.00 | 22,951,233.89 | 22,947,796.25 | 22,943,943.50 |
| 1200055708 | 12619TF41 | CRC FUNDING, LLC | 06/04/2024 | 5.270 | 25,000,000.00 | 24,652,326.39 | 24,575,472.22 | 24,642,000.00 |
| 1185915846 | 12619TE75 | CRC FUNDING, LLC | 05/07/2024 | 5.300 | 25,000,000.00 | 24,753,402.78 | 24,613,541.67 | 24,745,750.00 |
| 1148004773 | 12619TD50 | CRC FUNDING, LLC | 04/05/2024 | 5.460 | 50,000,000.00 | 49,734,583.33 | 49,036,916.67 | 49,731,500.00 |
| 1154559344 | 12619TD19 | CRC FUNDING, LLC | 04/01/2024 | 5.430 | 50,000,000.00 | 49,766,208.33 | 49,125,166.67 | 49,761,500.00 |
| 1200782709 | 12619TFA7 | CRC FUNDING, LLC | 06/10/2024 | 5.270 | 50,000,000.00 | 49,260,736.11 | 49,128,986.11 | 49,240,000.00 |
| 1200782740 | 12619TFA7 | CRC FUNDING, LLC | 06/10/2024 | 5.270 | 50,000,000.00 | 49,260,736.11 | 49,128,986.11 | 49,240,000.00 |
| 1209968186 | 12619TFL3 | CRC FUNDING, LLC | 06/20/2024 | 5.300 | 50,000,000.00 | 49,182,916.67 | 49,131,388.89 | 49,167,000.00 |
| 1137387495 | 12619TC69 | CRC FUNDING, LLC | 03/06/2024 | 5.530 | 50,000,000.00 | 49,961,597.22 | 49,132,097.22 | 49,955,500.00 |
| 1215297644 | 12619TFR0 | CRC FUNDING, LLC | 06/25/2024 | 5.300 | 50,000,000.00 | 49,146,111.11 | 49,138,750.00 | 49,130,500.00 |
| 1200055706 | 12619TF58 | CRC FUNDING, LLC | 06/05/2024 | 5.280 | 50,000,000.00 | 49,296,000.00 | 49,142,000.00 | 49,276,500.00 |
| 1200055709 | 12619TF41 | CRC FUNDING, LLC | 06/04/2024 | 5.270 | 50,000,000.00 | 49,304,652.77 | 49,150,944.44 | 49,284,000.00 |
| 1202164100 | 12619TF74 | CRC FUNDING, LLC | 06/07/2024 | 5.290 | 50,000,000.00 | 49,279,972.23 | 49,162,416.67 | 49,262,000.00 |
| 1201525390 | 12619TF66 | CRC FUNDING, LLC | 06/06/2024 | 5.270 | 50,000,000.00 | 49,290,013.89 | 49,165,583.33 | 49,269,000.00 |
| 1201525391 | 12619TF66 | CRC FUNDING, LLC | 06/06/2024 | 5.270 | 50,000,000.00 | 49,290,013.89 | 49,165,583.33 | 49,269,000.00 |
| 1183715088 | 12619TEA8 | CRC FUNDING, LLC | 05/10/2024 | 5.300 | 50,000,000.00 | 49,484,722.23 | 49,175,555.56 | 49,469,000.00 |
| 1183715085 | 12619TE83 | CRC FUNDING, LLC | 05/08/2024 | 5.300 | 50,000,000.00 | 49,499,444.45 | 49,190,277.78 | 49,484,000.00 |
| 1145088127 | 12619TC85 | CRC FUNDING, LLC | 03/08/2024 | 5.480 | 50,000,000.00 | 49,946,722.22 | 49,223,666.67 | 49,940,500.00 |

TREASURER PORTFOLIO COMPARED TO MARKET VALUE
 FOR THE PERIOD: FEBRUARY 1, 2024 TO FEBRUARY 29, 2024
 FUND: POOLED SURPLUS INVESTMENTS
 ATTACHMENT X

| Security ID | CUSIP | Description | Maturity Date | Face Rate | PAR | Amortized Cost | Historical Cost | Market Value |
|-------------|-----------|--|---------------|-----------|---------------|----------------|-----------------|---------------|
| 1145088131 | 12619TC85 | CRC FUNDING, LLC | 03/08/2024 | 5.480 | 50,000,000.00 | 49,946,722.22 | 49,223,666.67 | 49,940,500.00 |
| 1197358645 | 12619TEL4 | CRC FUNDING, LLC | 05/20/2024 | 5.290 | 50,000,000.00 | 49,412,222.22 | 49,243,236.11 | 49,394,500.00 |
| 1145088123 | 12619TC69 | CRC FUNDING, LLC | 03/06/2024 | 5.480 | 50,000,000.00 | 49,961,944.44 | 49,246,500.00 | 49,955,500.00 |
| 1215297651 | 22533TC12 | CREDIT AGRICOLE CORPORATE AND INVESTMENT BANK, NEW | 03/01/2024 | 5.270 | 27,650,000.00 | 27,650,000.00 | 27,645,952.35 | 27,645,852.50 |
| 1214367407 | 22533TE85 | CREDIT AGRICOLE CORPORATE AND INVESTMENT BANK, NEW | 05/08/2024 | 5.250 | 38,985,000.00 | 38,598,398.75 | 38,587,028.13 | 38,591,251.50 |
| 1194573240 | 22533TE10 | CREDIT AGRICOLE CORPORATE AND INVESTMENT BANK, NEW | 05/01/2024 | 5.280 | 46,609,000.00 | 46,192,004.82 | 46,000,597.19 | 46,185,790.28 |
| 1188810749 | 22533TE36 | CREDIT AGRICOLE CORPORATE AND INVESTMENT BANK, NEW | 05/03/2024 | 5.220 | 48,918,000.00 | 48,471,134.07 | 48,222,875.22 | 48,459,638.34 |
| 1162761370 | 22533TCL8 | CREDIT AGRICOLE CORPORATE AND INVESTMENT BANK, NEW | 03/20/2024 | 5.340 | 50,000,000.00 | 49,859,083.33 | 49,317,666.67 | 49,852,000.00 |
| 1185927295 | 22533TDK9 | CREDIT AGRICOLE CORPORATE AND INVESTMENT BANK, NEW | 04/19/2024 | 5.240 | 50,000,000.00 | 49,643,388.89 | 49,366,833.33 | 49,633,500.00 |
| 1187349653 | 22533TDK9 | CREDIT AGRICOLE CORPORATE AND INVESTMENT BANK, NEW | 04/19/2024 | 5.220 | 50,000,000.00 | 49,644,750.00 | 49,383,750.00 | 49,633,500.00 |
| 1187349649 | 22533TDK9 | CREDIT AGRICOLE CORPORATE AND INVESTMENT BANK, NEW | 04/19/2024 | 5.220 | 50,000,000.00 | 49,644,750.00 | 49,383,750.00 | 49,633,500.00 |
| 1215297646 | 22533TEE2 | CREDIT AGRICOLE CORPORATE AND INVESTMENT BANK, NEW | 05/14/2024 | 5.250 | 50,000,000.00 | 49,460,416.67 | 49,453,125.00 | 49,451,000.00 |
| 1215297654 | 22533TC12 | CREDIT AGRICOLE CORPORATE AND INVESTMENT BANK, NEW | 03/01/2024 | 5.270 | 50,000,000.00 | 50,000,000.00 | 49,992,680.56 | 49,992,500.00 |
| 1179317762 | 29101AC44 | EMERSON ELECTRIC CO. | 03/04/2024 | 5.330 | 50,000,000.00 | 49,977,791.67 | 49,615,055.56 | 49,970,500.00 |
| 1179317767 | 29101AC44 | EMERSON ELECTRIC CO. | 03/04/2024 | 5.330 | 50,000,000.00 | 49,977,791.67 | 49,615,055.56 | 49,970,500.00 |
| 1185079618 | 29101AC10 | EMERSON ELECTRIC CO. | 03/01/2024 | 5.310 | 50,000,000.00 | 50,000,000.00 | 49,712,375.00 | 49,992,500.00 |
| 1155538749 | 45685QF38 | ING (U.S.) FUNDING LLC | 06/03/2024 | 5.420 | 19,820,000.00 | 19,539,502.95 | 19,288,846.02 | 19,539,943.40 |
| 1133961832 | 45685QE62 | ING (U.S.) FUNDING LLC | 05/06/2024 | 5.570 | 50,000,000.00 | 49,489,416.67 | 48,599,763.89 | 49,500,500.00 |
| 1133961839 | 45685QE62 | ING (U.S.) FUNDING LLC | 05/06/2024 | 5.570 | 50,000,000.00 | 49,489,416.67 | 48,599,763.89 | 49,500,500.00 |
| 1155538756 | 45685QF38 | ING (U.S.) FUNDING LLC | 06/03/2024 | 5.420 | 50,000,000.00 | 49,292,388.89 | 48,660,055.56 | 49,293,500.00 |
| 1178078181 | 47816FEA5 | JOHNSON & JOHNSON | 05/10/2024 | 5.260 | 50,000,000.00 | 49,488,611.11 | 49,116,027.78 | 49,479,000.00 |
| 1178078180 | 47816FEA5 | JOHNSON & JOHNSON | 05/10/2024 | 5.260 | 50,000,000.00 | 49,488,611.11 | 49,116,027.78 | 49,479,000.00 |
| 1182901664 | 47816FEH0 | JOHNSON & JOHNSON | 05/17/2024 | 5.190 | 50,000,000.00 | 49,444,958.33 | 49,142,208.33 | 49,428,500.00 |
| 1182901665 | 47816FEH0 | JOHNSON & JOHNSON | 05/17/2024 | 5.190 | 50,000,000.00 | 49,444,958.33 | 49,142,208.33 | 49,428,500.00 |
| 1178078176 | 47816FE15 | JOHNSON & JOHNSON | 05/01/2024 | 5.260 | 50,000,000.00 | 49,554,361.11 | 49,181,777.78 | 49,544,000.00 |
| 1197358646 | 47816FE64 | JOHNSON & JOHNSON | 05/06/2024 | 5.210 | 50,000,000.00 | 49,522,416.67 | 49,363,222.22 | 49,508,000.00 |
| 1207761578 | 47816FEN7 | JOHNSON & JOHNSON, INC. | 05/22/2024 | 5.260 | 50,000,000.00 | 49,400,944.44 | 49,335,194.44 | 49,393,000.00 |
| 1207761576 | 47816FEN7 | JOHNSON & JOHNSON, INC. | 05/22/2024 | 5.260 | 50,000,000.00 | 49,400,944.44 | 49,335,194.44 | 49,393,000.00 |
| 1197358644 | 47816FE80 | JOHNSON & JOHNSON, INC. | 05/08/2024 | 5.210 | 50,000,000.00 | 49,507,944.45 | 49,341,513.89 | 49,493,500.00 |
| 1189533956 | 4820P2DJ1 | JUPITER SECURITIZATION COMPANY LLC | 04/18/2024 | 5.320 | 25,000,000.00 | 24,822,666.66 | 24,704,444.44 | 24,817,250.00 |
| 1199147303 | 4820P2E27 | JUPITER SECURITIZATION COMPANY LLC | 05/02/2024 | 5.310 | 42,500,000.00 | 42,111,337.50 | 41,973,425.00 | 42,100,925.00 |
| 1179317760 | 4820P2DH5 | JUPITER SECURITIZATION COMPANY LLC | 04/17/2024 | 5.370 | 50,000,000.00 | 49,649,458.33 | 49,284,000.00 | 49,642,000.00 |
| 1179317768 | 4820P2DH5 | JUPITER SECURITIZATION COMPANY LLC | 04/17/2024 | 5.370 | 50,000,000.00 | 49,649,458.33 | 49,284,000.00 | 49,642,000.00 |
| 1183715087 | 4820P2DN2 | JUPITER SECURITIZATION COMPANY LLC | 04/22/2024 | 5.380 | 50,000,000.00 | 49,611,444.44 | 49,297,611.11 | 49,605,000.00 |
| 1182901658 | 4820P2DK8 | JUPITER SECURITIZATION COMPANY LLC | 04/19/2024 | 5.360 | 50,000,000.00 | 49,635,222.22 | 49,315,111.11 | 49,627,000.00 |
| 1188810747 | 4820P2DV4 | JUPITER SECURITIZATION COMPANY LLC | 04/29/2024 | 5.350 | 50,000,000.00 | 49,561,597.22 | 49,323,819.44 | 49,552,500.00 |
| 1188810755 | 4820P2DV4 | JUPITER SECURITIZATION COMPANY LLC | 04/29/2024 | 5.350 | 50,000,000.00 | 49,561,597.22 | 49,323,819.44 | 49,552,500.00 |
| 1188810759 | 4820P2DN2 | JUPITER SECURITIZATION COMPANY LLC | 04/22/2024 | 5.340 | 50,000,000.00 | 49,614,333.33 | 49,354,750.00 | 49,605,000.00 |
| 1185915853 | 4820P2DK8 | JUPITER SECURITIZATION COMPANY LLC | 04/19/2024 | 5.340 | 50,000,000.00 | 49,636,583.33 | 49,354,750.00 | 49,627,000.00 |
| 1185915847 | 4820P2DK8 | JUPITER SECURITIZATION COMPANY LLC | 04/19/2024 | 5.340 | 50,000,000.00 | 49,636,583.33 | 49,354,750.00 | 49,627,000.00 |
| 1186538815 | 4820P2DJ1 | JUPITER SECURITIZATION COMPANY LLC | 04/18/2024 | 5.340 | 50,000,000.00 | 49,644,000.00 | 49,369,583.33 | 49,634,500.00 |
| 1189533965 | 4820P2DJ1 | JUPITER SECURITIZATION COMPANY LLC | 04/18/2024 | 5.320 | 50,000,000.00 | 49,645,333.33 | 49,408,888.89 | 49,634,500.00 |
| 1176677991 | 4820P2CR4 | JUPITER SECURITIZATION COMPANY LLC | 03/25/2024 | 5.380 | 50,000,000.00 | 49,820,666.67 | 49,424,638.89 | 49,814,000.00 |
| 1176677987 | 4820P2CR4 | JUPITER SECURITIZATION COMPANY LLC | 03/25/2024 | 5.380 | 50,000,000.00 | 49,820,666.67 | 49,424,638.89 | 49,814,000.00 |
| 1180740454 | 4820P2D28 | JUPITER SECURITIZATION COMPANY LLC | 04/02/2024 | 5.370 | 50,000,000.00 | 49,761,333.33 | 49,425,708.33 | 49,754,000.00 |
| 1172444081 | 4820P2C45 | JUPITER SECURITIZATION COMPANY LLC | 03/04/2024 | 5.400 | 50,000,000.00 | 49,977,500.00 | 49,550,000.00 | 49,970,000.00 |
| 1178078178 | 4820P2C86 | JUPITER SECURITIZATION COMPANY LLC | 03/08/2024 | 5.370 | 50,000,000.00 | 49,947,791.67 | 49,567,416.67 | 49,940,500.00 |
| 1163564631 | 50286LDK6 | LA FAYETTE ASSET SECURITIZATION LLC | 04/19/2024 | 5.420 | 20,000,000.00 | 19,852,455.56 | 19,635,655.56 | 19,850,800.00 |
| 1215297652 | 50286LFL2 | LA FAYETTE ASSET SECURITIZATION LLC | 06/20/2024 | 5.320 | 20,000,000.00 | 19,671,933.34 | 19,668,977.78 | 19,668,000.00 |
| 1185915851 | 50286LDN0 | LA FAYETTE ASSET SECURITIZATION LLC | 04/22/2024 | 5.350 | 25,000,000.00 | 24,806,805.56 | 24,665,625.00 | 24,802,500.00 |
| 1205054738 | 50286LE74 | LA FAYETTE ASSET SECURITIZATION LLC | 05/07/2024 | 5.320 | 25,000,000.00 | 24,752,472.22 | 24,700,750.00 | 24,746,750.00 |
| 1165120705 | 50286LDK6 | LA FAYETTE ASSET SECURITIZATION LLC | 04/19/2024 | 5.420 | 30,000,000.00 | 29,778,683.33 | 29,462,516.67 | 29,776,200.00 |
| 1169492861 | 50286LCS0 | LA FAYETTE ASSET SECURITIZATION LLC | 03/26/2024 | 5.380 | 30,000,000.00 | 29,887,916.67 | 29,600,983.33 | 29,883,900.00 |
| 1153532658 | 50286LC43 | LA FAYETTE ASSET SECURITIZATION LLC | 03/04/2024 | 5.420 | 33,245,000.00 | 33,229,984.34 | 32,799,535.47 | 33,225,053.00 |
| 1205054741 | 50286LEF6 | LA FAYETTE ASSET SECURITIZATION LLC | 05/15/2024 | 5.320 | 35,000,000.00 | 34,612,083.33 | 34,539,672.22 | 34,603,800.00 |
| 1175768948 | 50286LCB4 | LA FAYETTE ASSET SECURITIZATION LLC | 03/08/2024 | 5.360 | 35,000,000.00 | 34,963,522.22 | 34,671,700.00 | 34,958,350.00 |
| 1157685563 | 50286LDF8 | LA FAYETTE ASSET SECURITIZATION LLC | 04/15/2024 | 5.440 | 40,000,000.00 | 39,728,000.00 | 39,250,488.89 | 39,725,600.00 |
| 1163564640 | 50286LDK6 | LA FAYETTE ASSET SECURITIZATION LLC | 04/19/2024 | 5.420 | 50,000,000.00 | 49,631,138.89 | 49,089,138.89 | 49,627,000.00 |
| 1169499961 | 50286LD18 | LA FAYETTE ASSET SECURITIZATION LLC | 04/01/2024 | 5.410 | 50,000,000.00 | 49,767,069.45 | 49,286,180.56 | 49,761,500.00 |
| 1187349648 | 50286LDW0 | LA FAYETTE ASSET SECURITIZATION LLC | 04/30/2024 | 5.340 | 50,000,000.00 | 49,555,000.00 | 49,288,000.00 | 49,545,000.00 |
| 1152538759 | 50286LC68 | LA FAYETTE ASSET SECURITIZATION LLC | 03/06/2024 | 5.420 | 50,000,000.00 | 49,962,361.11 | 49,307,444.44 | 49,955,500.00 |
| 1196589703 | 50286LE74 | LA FAYETTE ASSET SECURITIZATION LLC | 05/07/2024 | 5.330 | 50,000,000.00 | 49,504,013.89 | 49,326,347.22 | 49,493,500.00 |
| 1153532656 | 50286LC43 | LA FAYETTE ASSET SECURITIZATION LLC | 03/04/2024 | 5.420 | 50,000,000.00 | 49,977,416.67 | 49,330,027.78 | 49,970,000.00 |
| 1168434535 | 50286LC43 | LA FAYETTE ASSET SECURITIZATION LLC | 03/04/2024 | 5.400 | 50,000,000.00 | 49,977,500.00 | 49,490,000.00 | 49,970,000.00 |
| 1174833672 | 59515MDK8 | MICROSOFT CORPORATION | 04/19/2024 | 5.260 | 50,000,000.00 | 49,642,027.78 | 49,225,611.11 | 49,633,000.00 |
| 1174833669 | 59515MDK8 | MICROSOFT CORPORATION | 04/19/2024 | 5.260 | 50,000,000.00 | 49,642,027.78 | 49,225,611.11 | 49,633,000.00 |
| 1172435248 | 59515MDF9 | MICROSOFT CORPORATION | 04/15/2024 | 5.280 | 50,000,000.00 | 49,670,000.00 | 49,237,333.33 | 49,662,500.00 |
| 1172435246 | 59515MDF9 | MICROSOFT CORPORATION | 04/15/2024 | 5.280 | 50,000,000.00 | 49,670,000.00 | 49,237,333.33 | 49,662,500.00 |
| 1157155734 | 59515MCJ2 | MICROSOFT CORPORATION | 03/18/2024 | 5.330 | 50,000,000.00 | 49,874,152.78 | 49,281,930.56 | 49,867,500.00 |
| 1157155724 | 59515MCJ2 | MICROSOFT CORPORATION | 03/18/2024 | 5.330 | 50,000,000.00 | 49,874,152.78 | 49,281,930.56 | 49,867,500.00 |
| 1154559340 | 59515MCB9 | MICROSOFT CORPORATION | 03/11/2024 | 5.330 | 50,000,000.00 | 49,925,972.22 | 49,296,736.11 | 49,919,000.00 |
| 1154559343 | 59515MCB9 | MICROSOFT CORPORATION | 03/11/2024 | 5.330 | 50,000,000.00 | 49,925,972.22 | 49,296,736.11 | 49,919,000.00 |

TREASURER PORTFOLIO COMPARED TO MARKET VALUE
 FOR THE PERIOD: FEBRUARY 1, 2024 TO FEBRUARY 29, 2024
 FUND: POOLED SURPLUS INVESTMENTS
 ATTACHMENT X

| Security ID | CUSIP | Description | Maturity Date | Face Rate | PAR | Amortized Cost | Historical Cost | Market Value |
|-------------|------------|----------------------------|---------------|-----------|---------------|----------------|-----------------|---------------|
| 1162761375 | 59515MCN3 | MICROSOFT CORPORATION | 03/22/2024 | 5.300 | 50,000,000.00 | 49,845,416.67 | 49,308,055.56 | 49,838,500.00 |
| 1162761377 | 59515MCN3 | MICROSOFT CORPORATION | 03/22/2024 | 5.300 | 50,000,000.00 | 49,845,416.67 | 49,308,055.56 | 49,838,500.00 |
| 1193064191 | 59515ME68 | MICROSOFT CORPORATION | 05/06/2024 | 5.240 | 50,000,000.00 | 49,519,666.67 | 49,308,611.11 | 49,508,000.00 |
| 1193064194 | 59515ME35 | MICROSOFT CORPORATION | 05/03/2024 | 5.250 | 50,000,000.00 | 49,540,625.00 | 49,329,166.67 | 49,530,000.00 |
| 1193064190 | 59515ME35 | MICROSOFT CORPORATION | 05/03/2024 | 5.250 | 50,000,000.00 | 49,540,625.00 | 49,329,166.67 | 49,530,000.00 |
| 1205054736 | 59515MEL5 | MICROSOFT CORPORATION | 05/20/2024 | 5.250 | 50,000,000.00 | 49,416,666.67 | 49,343,750.00 | 49,406,000.00 |
| 1205054739 | 59515MEL5 | MICROSOFT CORPORATION | 05/20/2024 | 5.250 | 50,000,000.00 | 49,416,666.67 | 49,343,750.00 | 49,406,000.00 |
| 1205054742 | 59515MEF8 | MICROSOFT CORPORATION | 05/15/2024 | 5.260 | 50,000,000.00 | 49,452,083.34 | 49,349,805.56 | 49,442,500.00 |
| 1155538727 | 59515MC11 | MICROSOFT CORPORATION | 03/01/2024 | 5.330 | 50,000,000.00 | 50,000,000.00 | 49,378,166.67 | 49,992,500.00 |
| 1155538762 | 59515MC11 | MICROSOFT CORPORATION | 03/01/2024 | 5.330 | 50,000,000.00 | 50,000,000.00 | 49,378,166.67 | 49,992,500.00 |
| 1214367399 | 59515MDV4 | MICROSOFT CORPORATION | 04/29/2024 | 5.290 | 50,000,000.00 | 49,566,513.88 | 49,551,819.44 | 49,559,500.00 |
| 1206664921 | 6117P4EM8 | MONT BLANC CAPITAL CORP. | 05/21/2024 | 5.320 | 14,993,000.00 | 14,813,533.79 | 14,793,593.10 | 14,809,935.47 |
| 1203356503 | 6117P4CF5 | MONT BLANC CAPITAL CORP. | 03/15/2024 | 5.330 | 18,417,000.00 | 18,378,825.65 | 18,337,924.56 | 18,375,930.09 |
| 1143045078 | 6117P4CK4 | MONT BLANC CAPITAL CORP. | 03/19/2024 | 5.520 | 20,512,000.00 | 20,455,386.88 | 20,137,724.37 | 20,453,951.04 |
| 1179317763 | 6117P4DF4 | MONT BLANC CAPITAL CORP. | 04/15/2024 | 5.370 | 25,000,000.00 | 24,832,187.50 | 24,649,458.33 | 24,828,500.00 |
| 1141933799 | 6117P4CL2 | MONT BLANC CAPITAL CORP. | 03/20/2024 | 5.540 | 29,626,000.00 | 29,539,376.87 | 29,074,347.42 | 29,537,714.52 |
| 1206664918 | 6117P4EM8 | MONT BLANC CAPITAL CORP. | 05/21/2024 | 5.320 | 29,943,000.00 | 29,584,582.29 | 29,540,333.19 | 29,577,395.97 |
| 1195417891 | 6117P4EA4 | MONT BLANC CAPITAL CORP. | 05/10/2024 | 5.340 | 32,797,000.00 | 32,456,457.82 | 32,334,835.61 | 32,450,007.74 |
| 1201526092 | 6117P4EP1 | MONT BLANC CAPITAL CORP. | 05/23/2024 | 5.330 | 38,229,000.00 | 37,759,218.69 | 37,662,998.42 | 37,751,137.50 |
| 1177445443 | 6117P4D98 | MONT BLANC CAPITAL CORP. | 04/09/2024 | 5.370 | 48,958,000.00 | 48,673,186.83 | 48,293,435.95 | 48,665,720.74 |
| 1141933798 | 6117P4CL2 | MONT BLANC CAPITAL CORP. | 03/20/2024 | 5.540 | 50,000,000.00 | 49,853,805.56 | 49,068,972.22 | 49,851,000.00 |
| 1159897604 | 6117P4CJ7 | MONT BLANC CAPITAL CORP. | 03/18/2024 | 5.420 | 50,000,000.00 | 49,872,027.78 | 49,292,388.89 | 49,866,000.00 |
| 1182901660 | 63873JEL0 | NATIXIS, NEW YORK BRANCH | 05/20/2024 | 5.270 | 50,000,000.00 | 49,414,444.45 | 49,107,027.78 | 49,401,000.00 |
| 1182901663 | 63873JEL0 | NATIXIS, NEW YORK BRANCH | 05/20/2024 | 5.270 | 50,000,000.00 | 49,414,444.45 | 49,107,027.78 | 49,401,000.00 |
| 1183705781 | 63873JE30 | NATIXIS, NEW YORK BRANCH | 05/03/2024 | 5.270 | 50,000,000.00 | 49,538,875.00 | 49,231,458.33 | 49,526,500.00 |
| 1185074077 | 63873JE63 | NATIXIS, NEW YORK BRANCH | 05/06/2024 | 5.270 | 50,000,000.00 | 49,516,916.66 | 49,231,458.33 | 49,504,000.00 |
| 1182901666 | 63873JE14 | NATIXIS, NEW YORK BRANCH | 05/01/2024 | 5.270 | 50,000,000.00 | 49,553,513.89 | 49,238,777.78 | 49,541,000.00 |
| 1199147296 | 63873JED8 | NATIXIS, NEW YORK BRANCH | 05/13/2024 | 5.270 | 50,000,000.00 | 49,465,680.56 | 49,304,652.78 | 49,452,500.00 |
| 1199147294 | 63873JED8 | NATIXIS, NEW YORK BRANCH | 05/13/2024 | 5.270 | 50,000,000.00 | 49,465,680.56 | 49,304,652.78 | 49,452,500.00 |
| 1194573242 | 63873JE14 | NATIXIS, NEW YORK BRANCH | 05/01/2024 | 5.270 | 50,000,000.00 | 49,553,513.89 | 49,348,569.44 | 49,541,000.00 |
| 1194573243 | 63873JE14 | NATIXIS, NEW YORK BRANCH | 05/01/2024 | 5.270 | 50,000,000.00 | 49,553,513.89 | 49,348,569.44 | 49,541,000.00 |
| 1177445442 | 64105GD43 | NESTLE CAPITAL CORPORATION | 04/04/2024 | 5.200 | 50,000,000.00 | 49,754,444.44 | 49,378,888.89 | 49,746,500.00 |
| 1177445441 | 64105GD43 | NESTLE CAPITAL CORPORATION | 04/04/2024 | 5.200 | 50,000,000.00 | 49,754,444.44 | 49,378,888.89 | 49,746,500.00 |
| 1178078190 | 64105GCL6 | NESTLE CAPITAL CORPORATION | 03/20/2024 | 5.200 | 50,000,000.00 | 49,862,777.78 | 49,494,444.44 | 49,854,500.00 |
| 1178078188 | 64105GCL6 | NESTLE CAPITAL CORPORATION | 03/20/2024 | 5.200 | 50,000,000.00 | 49,862,777.78 | 49,494,444.44 | 49,854,500.00 |
| 1189533966 | 67983TCL8 | OLD LINE FUNDING, LLC | 03/20/2024 | 5.320 | 5,000,000.00 | 4,985,961.11 | 4,962,316.67 | 4,985,150.00 |
| 1202164092 | 67983TF35 | OLD LINE FUNDING, LLC | 06/03/2024 | 5.270 | 10,000,000.00 | 9,862,394.44 | 9,838,972.22 | 9,858,500.00 |
| 1206664919 | 67983TFB7 | OLD LINE FUNDING, LLC | 06/11/2024 | 5.260 | 50,000,000.00 | 49,254,833.34 | 49,181,777.78 | 49,234,000.00 |
| 1202164088 | 67983TF35 | OLD LINE FUNDING, LLC | 06/03/2024 | 5.270 | 50,000,000.00 | 49,311,972.22 | 49,194,861.11 | 49,292,500.00 |
| 1209968187 | 67983TF68 | OLD LINE FUNDING, LLC | 06/06/2024 | 5.280 | 50,000,000.00 | 49,288,666.66 | 49,237,333.33 | 49,270,500.00 |
| 1166058701 | 67983TD11 | OLD LINE FUNDING, LLC | 04/01/2024 | 5.380 | 50,000,000.00 | 49,768,361.11 | 49,282,666.67 | 49,761,500.00 |
| 1155538718 | 67983TCF1 | OLD LINE FUNDING, LLC | 03/15/2024 | 5.410 | 50,000,000.00 | 49,894,805.56 | 49,286,180.56 | 49,888,500.00 |
| 1155538726 | 67983TCF1 | OLD LINE FUNDING, LLC | 03/15/2024 | 5.410 | 50,000,000.00 | 49,894,805.56 | 49,286,180.56 | 49,888,500.00 |
| 1156429722 | 67983TCE4 | OLD LINE FUNDING, LLC | 03/14/2024 | 5.420 | 50,000,000.00 | 49,902,138.89 | 49,307,444.44 | 49,896,000.00 |
| 1187349645 | 67983TE28 | OLD LINE FUNDING, LLC | 05/02/2024 | 5.300 | 50,000,000.00 | 49,543,611.11 | 49,308,055.56 | 49,526,500.00 |
| 1197358649 | 67983TED4 | OLD LINE FUNDING, LLC | 05/13/2024 | 5.270 | 50,000,000.00 | 49,465,680.55 | 49,311,972.22 | 49,445,500.00 |
| 1174833666 | 67983TD86 | OLD LINE FUNDING, LLC | 04/08/2024 | 5.360 | 50,000,000.00 | 49,717,111.11 | 49,322,555.56 | 49,707,500.00 |
| 1201525393 | 67983TEF9 | OLD LINE FUNDING, LLC | 05/15/2024 | 5.280 | 50,000,000.00 | 49,450,000.00 | 49,325,333.33 | 49,431,000.00 |
| 1205054733 | 67983TEL6 | OLD LINE FUNDING, LLC | 05/20/2024 | 5.270 | 50,000,000.00 | 49,414,444.44 | 49,341,250.00 | 49,394,500.00 |
| 1185074078 | 67983TDQ6 | OLD LINE FUNDING, LLC | 04/24/2024 | 5.320 | 50,000,000.00 | 49,601,000.00 | 49,342,388.89 | 49,586,000.00 |
| 1190173743 | 67983TE10 | OLD LINE FUNDING, LLC | 05/01/2024 | 5.260 | 50,000,000.00 | 49,554,361.11 | 49,342,500.00 | 49,533,500.00 |
| 1190173745 | 67983TE10 | OLD LINE FUNDING, LLC | 05/01/2024 | 5.260 | 50,000,000.00 | 49,554,361.11 | 49,342,500.00 | 49,533,500.00 |
| 1193092354 | 67983TE36 | OLD LINE FUNDING, LLC | 05/03/2024 | 5.270 | 50,000,000.00 | 49,538,875.00 | 49,355,888.89 | 49,519,000.00 |
| 1213311342 | 67983TEN2 | OLD LINE FUNDING, LLC | 05/22/2024 | 5.280 | 50,000,000.00 | 49,398,666.67 | 49,376,666.67 | 49,380,000.00 |
| 1202164102 | 67983TE28 | OLD LINE FUNDING, LLC | 05/02/2024 | 5.270 | 50,000,000.00 | 49,546,194.44 | 49,429,083.33 | 49,526,500.00 |
| 1189533962 | 67983TCL8 | OLD LINE FUNDING, LLC | 03/20/2024 | 5.320 | 50,000,000.00 | 49,859,611.11 | 49,623,166.67 | 49,851,500.00 |
| 1214367402 | 713444GRR7 | PEPSICO, INC. | 07/25/2024 | 5.190 | 50,000,000.00 | 48,947,583.34 | 48,933,166.67 | 48,961,500.00 |
| 1214367405 | 713444TGN6 | PEPSICO, INC. | 07/22/2024 | 5.190 | 50,000,000.00 | 48,969,208.34 | 48,954,791.67 | 48,982,500.00 |
| 1215297642 | 713444TGN6 | PEPSICO, INC. | 07/22/2024 | 5.190 | 50,000,000.00 | 48,969,208.33 | 48,962,000.00 | 48,982,500.00 |
| 1151409911 | 71708EC45 | PFIZER INC. | 03/04/2024 | 5.340 | 10,000,000.00 | 9,995,550.00 | 9,866,500.00 | 9,994,100.00 |
| 1194573244 | 71708EE35 | PFIZER INC. | 05/03/2024 | 5.230 | 15,000,000.00 | 14,862,712.50 | 14,801,695.83 | 14,857,650.00 |
| 1157685561 | 71708EC45 | PFIZER INC. | 03/04/2024 | 5.330 | 25,000,000.00 | 24,988,895.83 | 24,696,486.11 | 24,985,250.00 |
| 1196589700 | 71708EF59 | PFIZER INC. | 06/05/2024 | 5.230 | 33,959,000.00 | 33,485,385.14 | 33,366,981.43 | 33,472,707.12 |
| 1156424174 | 71708ED36 | PFIZER INC. | 04/03/2024 | 5.370 | 50,000,000.00 | 49,753,875.00 | 49,149,750.00 | 49,748,000.00 |
| 1195417903 | 71708EE9X | PFIZER INC. | 05/31/2024 | 5.200 | 50,000,000.00 | 49,342,777.78 | 49,162,222.22 | 49,320,000.00 |
| 1155538739 | 71708ECJ2 | PFIZER INC. | 03/18/2024 | 5.330 | 50,000,000.00 | 49,874,152.78 | 49,252,319.44 | 49,867,500.00 |
| 1155538719 | 71708ECJ2 | PFIZER INC. | 03/18/2024 | 5.330 | 50,000,000.00 | 49,874,152.78 | 49,252,319.44 | 49,867,500.00 |
| 1155543946 | 71708ECE3 | PFIZER INC. | 03/14/2024 | 5.330 | 50,000,000.00 | 49,903,763.89 | 49,281,930.56 | 49,896,500.00 |
| 1155543944 | 71708ECE3 | PFIZER INC. | 03/14/2024 | 5.330 | 50,000,000.00 | 49,903,763.89 | 49,281,930.56 | 49,896,500.00 |
| 1154559342 | 71708ECD5 | PFIZER INC. | 03/13/2024 | 5.320 | 50,000,000.00 | 49,911,333.33 | 49,283,277.78 | 49,904,000.00 |
| 1154559349 | 71708ECD5 | PFIZER INC. | 03/13/2024 | 5.320 | 50,000,000.00 | 49,911,333.33 | 49,283,277.78 | 49,904,000.00 |
| 1188810758 | 71708EDW2 | PFIZER INC. | 04/30/2024 | 5.220 | 50,000,000.00 | 49,565,000.00 | 49,311,250.00 | 49,548,000.00 |

TREASURER PORTFOLIO COMPARED TO MARKET VALUE
 FOR THE PERIOD: FEBRUARY 1, 2024 TO FEBRUARY 29, 2024
 FUND: POOLED SURPLUS INVESTMENTS
 ATTACHMENT X

| Security ID | CUSIP | Description | Maturity Date | Face Rate | PAR | Amortized Cost | Historical Cost | Market Value |
|-------------|-----------|-----------------------------------|---------------|-----------|---------------|----------------|-----------------|---------------|
| 1188810748 | 71708EDW2 | PFIZER INC. | 04/30/2024 | 5.220 | 50,000,000.00 | 49,565,000.00 | 49,311,250.00 | 49,548,000.00 |
| 1152538736 | 71708EC60 | PFIZER INC. | 03/06/2024 | 5.340 | 50,000,000.00 | 49,962,916.67 | 49,325,083.33 | 49,955,500.00 |
| 1154559348 | 71708EC78 | PFIZER INC. | 03/07/2024 | 5.330 | 50,000,000.00 | 49,955,583.33 | 49,326,347.22 | 49,948,500.00 |
| 1189533963 | 71708EDW2 | PFIZER INC. | 04/30/2024 | 5.230 | 50,000,000.00 | 49,564,166.67 | 49,331,722.22 | 49,548,000.00 |
| 1189533959 | 71708EDW2 | PFIZER INC. | 04/30/2024 | 5.230 | 50,000,000.00 | 49,564,166.67 | 49,331,722.22 | 49,548,000.00 |
| 1151409906 | 71708EC45 | PFIZER INC. | 03/04/2024 | 5.340 | 50,000,000.00 | 49,977,750.00 | 49,332,500.00 | 49,970,500.00 |
| 1151409908 | 71708EC45 | PFIZER INC. | 03/04/2024 | 5.340 | 50,000,000.00 | 49,977,750.00 | 49,332,500.00 | 49,970,500.00 |
| 1194573237 | 71708EE35 | PFIZER INC. | 05/03/2024 | 5.230 | 50,000,000.00 | 49,542,375.00 | 49,338,986.11 | 49,525,500.00 |
| 1191200988 | 71708EE19 | PFIZER INC. | 05/01/2024 | 5.210 | 50,000,000.00 | 49,558,597.22 | 49,341,513.89 | 49,540,500.00 |
| 1141006525 | 82124LC18 | SHEFFIELD RECEIVABLES COMPANY LLC | 03/01/2024 | 5.530 | 50,000,000.00 | 50,000,000.00 | 49,193,541.67 | 49,992,500.00 |
| 1145088142 | 82124LCB6 | SHEFFIELD RECEIVABLES COMPANY LLC | 03/11/2024 | 5.500 | 50,000,000.00 | 49,923,611.11 | 49,197,916.67 | 49,918,000.00 |
| 1146660404 | 82124LCB6 | SHEFFIELD RECEIVABLES COMPANY LLC | 03/11/2024 | 5.510 | 50,000,000.00 | 49,923,472.22 | 49,204,111.11 | 49,918,000.00 |
| 1145088122 | 82124LC42 | SHEFFIELD RECEIVABLES COMPANY LLC | 03/04/2024 | 5.500 | 50,000,000.00 | 49,977,083.33 | 49,251,388.89 | 49,970,000.00 |
| 1155538758 | 82124LCF7 | SHEFFIELD RECEIVABLES COMPANY LLC | 03/15/2024 | 5.450 | 50,000,000.00 | 49,894,027.78 | 49,258,194.44 | 49,887,500.00 |
| 1155538761 | 82124LCF7 | SHEFFIELD RECEIVABLES COMPANY LLC | 03/15/2024 | 5.450 | 50,000,000.00 | 49,894,027.78 | 49,258,194.44 | 49,887,500.00 |
| 1158562676 | 82124LCJ9 | SHEFFIELD RECEIVABLES COMPANY LLC | 03/18/2024 | 5.430 | 50,000,000.00 | 49,871,791.67 | 49,283,541.67 | 49,865,000.00 |
| 1152538742 | 82124LC83 | SHEFFIELD RECEIVABLES COMPANY LLC | 03/08/2024 | 5.450 | 50,000,000.00 | 49,947,013.89 | 49,288,472.22 | 49,940,500.00 |
| 1156424167 | 82124LCE0 | SHEFFIELD RECEIVABLES COMPANY LLC | 03/14/2024 | 5.440 | 50,000,000.00 | 49,901,777.78 | 49,289,777.78 | 49,895,500.00 |
| 1162761374 | 82124LCN0 | SHEFFIELD RECEIVABLES COMPANY LLC | 03/22/2024 | 5.430 | 50,000,000.00 | 49,841,625.00 | 49,291,083.33 | 49,835,000.00 |
| 1151409905 | 82124LC67 | SHEFFIELD RECEIVABLES COMPANY LLC | 03/06/2024 | 5.460 | 50,000,000.00 | 49,962,083.33 | 49,294,750.00 | 49,955,500.00 |
| 1151409913 | 82124LC42 | SHEFFIELD RECEIVABLES COMPANY LLC | 03/04/2024 | 5.450 | 50,000,000.00 | 49,977,291.67 | 49,311,180.56 | 49,970,000.00 |
| 1200782708 | 82124LEF5 | SHEFFIELD RECEIVABLES COMPANY LLC | 05/15/2024 | 5.320 | 50,000,000.00 | 49,445,833.33 | 49,312,833.33 | 49,429,500.00 |
| 1163564637 | 82124LCL4 | SHEFFIELD RECEIVABLES COMPANY LLC | 03/20/2024 | 5.430 | 50,000,000.00 | 49,856,708.33 | 49,313,708.33 | 49,850,000.00 |
| 1185079617 | 82124LDQ2 | SHEFFIELD RECEIVABLES COMPANY LLC | 04/24/2024 | 5.340 | 50,000,000.00 | 49,599,500.00 | 49,317,666.67 | 49,583,500.00 |
| 1183715089 | 82124LDK6 | SHEFFIELD RECEIVABLES COMPANY LLC | 04/19/2024 | 5.340 | 50,000,000.00 | 49,636,583.33 | 49,325,083.33 | 49,621,500.00 |
| 1191200989 | 82124LE16 | SHEFFIELD RECEIVABLES COMPANY LLC | 05/01/2024 | 5.310 | 50,000,000.00 | 49,550,125.00 | 49,328,875.00 | 49,530,500.00 |
| 1203356530 | 82124LEF5 | SHEFFIELD RECEIVABLES COMPANY LLC | 05/15/2024 | 5.320 | 50,000,000.00 | 49,445,833.33 | 49,335,000.00 | 49,429,500.00 |
| 1182901659 | 82124LDG4 | SHEFFIELD RECEIVABLES COMPANY LLC | 04/16/2024 | 5.350 | 50,000,000.00 | 49,658,194.45 | 49,338,680.56 | 49,644,000.00 |
| 1199147297 | 82124LE32 | SHEFFIELD RECEIVABLES COMPANY LLC | 05/03/2024 | 5.320 | 50,000,000.00 | 49,534,500.00 | 49,371,944.44 | 49,516,000.00 |
| 1185074071 | 74271TCE1 | THE PROCTER & GAMBLE COMPANY | 03/14/2024 | 5.280 | 50,000,000.00 | 49,904,666.67 | 49,618,666.67 | 49,897,000.00 |
| 1128759682 | 89119AC14 | THE TORONTO-DOMINION BANK | 03/01/2024 | 5.490 | 50,000,000.00 | 50,000,000.00 | 49,069,750.00 | 49,992,500.00 |
| 1128759684 | 89119AC14 | THE TORONTO-DOMINION BANK | 03/01/2024 | 5.490 | 50,000,000.00 | 50,000,000.00 | 49,069,750.00 | 49,992,500.00 |
| 1135573466 | 89119AC89 | THE TORONTO-DOMINION BANK | 03/08/2024 | 5.470 | 50,000,000.00 | 49,946,819.44 | 49,088,333.33 | 49,941,000.00 |
| 1135573467 | 89119AC89 | THE TORONTO-DOMINION BANK | 03/08/2024 | 5.470 | 50,000,000.00 | 49,946,819.44 | 49,088,333.33 | 49,941,000.00 |
| 1155538741 | 89119ACF3 | THE TORONTO-DOMINION BANK | 03/15/2024 | 5.390 | 50,000,000.00 | 49,895,194.44 | 49,266,361.11 | 49,889,500.00 |
| 1155538723 | 89119ACF3 | THE TORONTO-DOMINION BANK | 03/15/2024 | 5.390 | 50,000,000.00 | 49,895,194.44 | 49,266,361.11 | 49,889,500.00 |
| 1147272474 | 89119AC63 | THE TORONTO-DOMINION BANK | 03/06/2024 | 5.380 | 50,000,000.00 | 49,962,638.89 | 49,267,722.22 | 49,955,500.00 |
| 1147280718 | 89119AC48 | THE TORONTO-DOMINION BANK | 03/04/2024 | 5.410 | 50,000,000.00 | 49,977,458.33 | 49,278,666.67 | 49,970,500.00 |
| 1147280720 | 89119AC48 | THE TORONTO-DOMINION BANK | 03/04/2024 | 5.410 | 50,000,000.00 | 49,977,458.33 | 49,278,666.67 | 49,970,500.00 |
| 1214367406 | 89119AF37 | THE TORONTO-DOMINION BANK | 06/03/2024 | 5.290 | 50,000,000.00 | 49,309,361.11 | 49,302,013.89 | 49,300,000.00 |
| 1214367411 | 89119AF37 | THE TORONTO-DOMINION BANK | 06/03/2024 | 5.290 | 50,000,000.00 | 49,309,361.11 | 49,302,013.89 | 49,300,000.00 |
| 1213311333 | 89119AEX2 | THE TORONTO-DOMINION BANK | 05/31/2024 | 5.300 | 50,000,000.00 | 49,330,138.89 | 49,308,055.56 | 49,322,000.00 |
| 1152538762 | 89119AC55 | THE TORONTO-DOMINION BANK | 03/05/2024 | 5.410 | 50,000,000.00 | 49,969,944.44 | 49,316,236.11 | 49,963,000.00 |
| 1152538763 | 89119AC55 | THE TORONTO-DOMINION BANK | 03/05/2024 | 5.410 | 50,000,000.00 | 49,969,944.44 | 49,316,236.11 | 49,963,000.00 |
| 1207761577 | 89119AEL8 | THE TORONTO-DOMINION BANK | 05/20/2024 | 5.290 | 50,000,000.00 | 49,412,222.22 | 49,346,097.22 | 49,403,000.00 |
| 1208378683 | 89119AEF1 | THE TORONTO-DOMINION BANK | 05/15/2024 | 5.290 | 50,000,000.00 | 49,448,958.34 | 49,390,180.56 | 49,439,500.00 |
| 1166058984 | 88602TSC0 | THUNDER BAY FUNDING LLC CP | 03/26/2024 | 5.370 | 50,000,000.00 | 49,813,541.67 | 49,321,291.67 | 49,807,000.00 |
| 1178732409 | 88602TDK6 | THUNDER BAY FUNDING, LLC | 04/19/2024 | 5.350 | 15,000,000.00 | 14,890,770.83 | 14,792,687.50 | 14,888,550.00 |
| 1169997916 | 88602TD18 | THUNDER BAY FUNDING, LLC | 04/01/2024 | 5.380 | 16,000,000.00 | 15,925,875.56 | 15,775,235.56 | 16,000,000.00 |
| 1157155733 | 88602TCL5 | THUNDER BAY FUNDING, LLC | 03/20/2024 | 5.420 | 27,000,000.00 | 26,922,765.00 | 26,597,565.00 | 26,919,810.00 |
| 1205054743 | 88602TEL3 | THUNDER BAY FUNDING, LLC | 05/20/2024 | 5.280 | 40,000,000.00 | 39,530,666.66 | 39,448,533.33 | 39,519,200.00 |
| 1172435245 | 88602TCN1 | THUNDER BAY FUNDING, LLC | 03/22/2024 | 5.370 | 40,000,000.00 | 39,874,700.00 | 39,522,666.67 | 39,869,600.00 |
| 1201525397 | 88602TF32 | THUNDER BAY FUNDING, LLC | 06/03/2024 | 5.265 | 50,000,000.00 | 49,312,625.00 | 49,188,312.50 | 49,296,500.00 |
| 1157155741 | 88602TCL5 | THUNDER BAY FUNDING, LLC | 03/20/2024 | 5.420 | 50,000,000.00 | 49,856,972.22 | 49,254,750.00 | 49,851,500.00 |
| 1169997917 | 88602TD18 | THUNDER BAY FUNDING, LLC | 04/01/2024 | 5.380 | 50,000,000.00 | 49,768,361.11 | 49,297,611.11 | 50,000,000.00 |
| 1157155740 | 88602TCF8 | THUNDER BAY FUNDING, LLC | 03/15/2024 | 5.420 | 50,000,000.00 | 49,894,611.11 | 49,299,916.67 | 49,888,500.00 |
| 1157155727 | 88602TCF8 | THUNDER BAY FUNDING, LLC | 03/15/2024 | 5.420 | 50,000,000.00 | 49,894,611.11 | 49,299,916.67 | 49,888,500.00 |
| 1178100558 | 88602TDF7 | THUNDER BAY FUNDING, LLC | 04/15/2024 | 5.350 | 50,000,000.00 | 49,665,625.00 | 49,301,527.78 | 49,658,500.00 |
| 1178732410 | 88602TDK6 | THUNDER BAY FUNDING, LLC | 04/19/2024 | 5.350 | 50,000,000.00 | 49,635,902.78 | 49,308,958.33 | 49,628,500.00 |
| 1209968191 | 88602TEW9 | THUNDER BAY FUNDING, LLC | 05/30/2024 | 5.280 | 50,000,000.00 | 49,340,000.00 | 49,310,666.67 | 49,325,500.00 |
| 1193064188 | 88602TE66 | THUNDER BAY FUNDING, LLC | 05/06/2024 | 5.270 | 50,000,000.00 | 49,516,916.67 | 49,341,250.00 | 49,502,500.00 |
| 1203360359 | 88602TEF6 | THUNDER BAY FUNDING, LLC | 05/15/2024 | 5.280 | 50,000,000.00 | 49,450,000.00 | 49,347,333.33 | 50,000,000.00 |
| 1175768944 | 88602TD59 | THUNDER BAY FUNDING, LLC | 04/05/2024 | 5.350 | 50,000,000.00 | 49,739,930.55 | 49,360,972.22 | 49,732,500.00 |
| 1175768949 | 88602TD59 | THUNDER BAY FUNDING, LLC | 04/05/2024 | 5.350 | 50,000,000.00 | 49,739,930.55 | 49,360,972.22 | 49,732,500.00 |
| 1210762999 | 88602TEL3 | THUNDER BAY FUNDING, LLC | 05/20/2024 | 5.290 | 50,000,000.00 | 49,412,222.22 | 49,397,527.78 | 49,399,000.00 |
| 1213311340 | 88602TEH2 | THUNDER BAY FUNDING, LLC | 05/17/2024 | 5.290 | 50,000,000.00 | 49,434,263.89 | 49,412,222.22 | 49,421,500.00 |
| 1200782718 | 89233GEW2 | TOYOTA MOTOR CREDIT CORPORATION | 05/30/2024 | 5.290 | 50,000,000.00 | 49,338,750.00 | 49,206,500.00 | 49,325,500.00 |
| 1200782712 | 89233GEX0 | TOYOTA MOTOR CREDIT CORPORATION | 05/31/2024 | 5.290 | 50,000,000.00 | 49,331,402.78 | 49,206,500.00 | 49,318,500.00 |
| 1206662599 | 89233GEW2 | TOYOTA MOTOR CREDIT CORPORATION | 05/30/2024 | 5.310 | 50,000,000.00 | 49,336,250.00 | 49,269,875.00 | 49,325,500.00 |
| 1206662600 | 89233GEW2 | TOYOTA MOTOR CREDIT CORPORATION | 05/30/2024 | 5.310 | 50,000,000.00 | 49,336,250.00 | 49,269,875.00 | 49,325,500.00 |
| 1176677988 | 89233GDF0 | TOYOTA MOTOR CREDIT CORPORATION | 04/15/2024 | 5.330 | 50,000,000.00 | 49,666,875.00 | 49,274,527.78 | 49,659,000.00 |
| 1161886597 | 89233GCL8 | TOYOTA MOTOR CREDIT CORPORATION | 03/20/2024 | 5.390 | 50,000,000.00 | 49,857,763.89 | 49,303,791.67 | 49,852,500.00 |

LOS ANGELES COUNTY TREASURER
TREASURER PORTFOLIO COMPARED TO MARKET VALUE
FOR THE PERIOD: FEBRUARY 1, 2024 TO FEBRUARY 29, 2024
FUND: POOLED SURPLUS INVESTMENTS
ATTACHMENT X

| Security ID | CUSIP | Description | Maturity Date | Face Rate | PAR | Amortized Cost | Historical Cost | Market Value | |
|--------------------------|----------------|--|---------------|-----------|---------------|--------------------------|--------------------------|--------------------------|--------------------------|
| 1180740465 | 89233GDH6 | TOYOTA MOTOR CREDIT CORPORATION | 04/17/2024 | 5.310 | 50,000,000.00 | 49,653,375.00 | 49,321,500.00 | 49,644,000.00 | |
| 1172435251 | 89233GD11 | TOYOTA MOTOR CREDIT CORPORATION | 04/01/2024 | 5.360 | 50,000,000.00 | 49,769,222.22 | 49,330,000.00 | 49,763,500.00 | |
| 1209968192 | 90477DEN2 | UNILEVER CAPITAL CORPORATION | 05/22/2024 | 5.300 | 12,846,000.00 | 12,690,920.24 | 12,677,681.72 | 12,690,178.02 | |
| 1195417940 | 90477DE36 | UNILEVER CAPITAL CORPORATION | 05/03/2024 | 5.290 | 30,000,000.00 | 29,722,275.00 | 29,616,475.00 | 29,714,700.00 | |
| 1201525392 | 90477DF9 | UNILEVER CAPITAL CORPORATION | 05/15/2024 | 5.300 | 50,000,000.00 | 49,447,916.67 | 49,322,777.78 | 49,441,500.00 | |
| 1194573241 | 90477DE36 | UNILEVER CAPITAL CORPORATION | 05/03/2024 | 5.280 | 50,000,000.00 | 49,538,000.00 | 49,332,666.67 | 49,524,500.00 | |
| 1191200985 | 90477DE10 | UNILEVER CAPITAL CORPORATION | 05/01/2024 | 5.270 | 50,000,000.00 | 49,553,513.89 | 49,333,930.56 | 49,538,500.00 | |
| 1191200987 | 90477DE10 | UNILEVER CAPITAL CORPORATION | 05/01/2024 | 5.270 | 50,000,000.00 | 49,553,513.89 | 49,333,930.56 | 49,538,500.00 | |
| 1197358633 | 90477DE69 | UNILEVER CAPITAL CORPORATION | 05/06/2024 | 5.290 | 50,000,000.00 | 49,515,083.34 | 49,360,791.67 | 49,503,500.00 | |
| 1200782717 | 90477DE36 | UNILEVER CAPITAL CORPORATION | 05/03/2024 | 5.250 | 50,000,000.00 | 49,540,625.00 | 49,409,375.00 | 49,524,500.00 | |
| 1190173742 | 90477DDK9 | UNILEVER CAPITAL CORPORATION | 04/19/2024 | 5.300 | 50,000,000.00 | 49,639,305.55 | 49,411,111.11 | 49,630,500.00 | |
| 1190173738 | 90477DDK9 | UNILEVER CAPITAL CORPORATION | 04/19/2024 | 5.300 | 50,000,000.00 | 49,639,305.55 | 49,411,111.11 | 49,630,500.00 | |
| CPD TOTAL | | | | | | 15,080,725,000.00 | 14,965,938,937.83 | 14,864,215,535.94 | 14,963,749,449.04 |
| 1052207560 | LACCAL20230614 | LAC-CAL BAN | 06/30/2025 | 5.755 | 5,000,000.00 | 5,000,000.00 | 5,000,000.00 | 5,000,000.00 | |
| 1215324857 | LACCAL20240229 | LAC-CAL BAN | 06/30/2026 | 5.824 | 10,000,000.00 | 10,000,000.00 | 10,000,000.00 | 10,000,000.00 | |
| LACAL BANS TOTAL | | | | | | 15,000,000.00 | 15,000,000.00 | 15,000,000.00 | 15,000,000.00 |
| 821809393 | 798170AG1 | SUCCESSOR AGENCY TO THE REDEVELOPMENT AGENCY OF TH | 08/01/2024 | 2.958 | 23,000,000.00 | 23,178,079.40 | 24,865,760.00 | 22,764,480.00 | |
| CA MUNI BDN TOTAL | | | | | | 23,000,000.00 | 23,178,079.40 | 24,865,760.00 | 22,764,480.00 |
| | | | | | | 38,000,000.00 | 38,178,079.40 | 39,865,760.00 | 37,764,480.00 |
| 1178732413 | 912797JV0 | UNITED STATES TREASURY | 05/07/2024 | 5.160 | 13,424,000.00 | 13,295,084.85 | 13,198,879.52 | 13,292,176.32 | |
| 1182901657 | 912797JN8 | UNITED STATES TREASURY | 04/16/2024 | 5.180 | 20,960,000.00 | 20,821,268.09 | 20,691,583.91 | 20,818,310.40 | |
| 1177441016 | 912797JV0 | UNITED STATES TREASURY | 05/07/2024 | 5.185 | 23,702,000.00 | 23,473,278.99 | 23,295,764.18 | 23,469,246.36 | |
| 1136053968 | 912797JG3 | UNITED STATES TREASURY | 03/05/2024 | 5.250 | 25,000,000.00 | 24,985,416.67 | 24,577,083.33 | 24,985,500.00 | |
| 1208378684 | 912797JW8 | UNITED STATES TREASURY | 05/14/2024 | 5.208 | 25,055,000.00 | 24,786,803.62 | 24,757,809.42 | 24,782,902.70 | |
| 1180740455 | 912797JQ1 | UNITED STATES TREASURY | 04/30/2024 | 5.160 | 25,773,000.00 | 25,551,352.20 | 25,385,116.35 | 25,547,486.25 | |
| 1213311335 | 912797JX4 | UNITED STATES TREASURY | 05/21/2024 | 5.215 | 37,219,000.00 | 36,782,281.56 | 36,766,106.80 | 36,781,304.56 | |
| 1176677985 | 912797GZ6 | UNITED STATES TREASURY | 04/04/2024 | 5.210 | 45,697,000.00 | 45,472,145.37 | 45,121,636.69 | 45,468,971.97 | |
| 1163564648 | 912797JN8 | UNITED STATES TREASURY | 04/16/2024 | 5.190 | 46,848,000.00 | 46,537,319.68 | 46,051,037.44 | 46,531,307.52 | |
| 1059446188 | 912797FS1 | UNITED STATES TREASURY | 06/13/2024 | 5.050 | 50,000,000.00 | 49,270,555.56 | 47,552,152.78 | 49,246,000.00 | |
| 1059446186 | 912797FS1 | UNITED STATES TREASURY | 06/13/2024 | 5.050 | 50,000,000.00 | 49,270,555.56 | 47,552,152.78 | 49,246,000.00 | |
| 1059446191 | 912797FS1 | UNITED STATES TREASURY | 06/13/2024 | 5.050 | 50,000,000.00 | 49,270,555.56 | 47,552,152.78 | 49,246,000.00 | |
| 1059446187 | 912797FS1 | UNITED STATES TREASURY | 06/13/2024 | 5.050 | 50,000,000.00 | 49,270,555.56 | 47,552,152.78 | 49,246,000.00 | |
| 1059446185 | 912797FS1 | UNITED STATES TREASURY | 06/13/2024 | 5.050 | 50,000,000.00 | 49,270,555.56 | 47,552,152.78 | 49,246,000.00 | |
| 1040906986 | 912797FH5 | UNITED STATES TREASURY | 05/16/2024 | 4.890 | 50,000,000.00 | 49,483,833.33 | 47,582,166.67 | 49,447,500.00 | |
| 1040906980 | 912797FH5 | UNITED STATES TREASURY | 05/16/2024 | 4.890 | 50,000,000.00 | 49,483,833.33 | 47,582,166.67 | 49,447,500.00 | |
| 1040906982 | 912797FH5 | UNITED STATES TREASURY | 05/16/2024 | 4.890 | 50,000,000.00 | 49,483,833.33 | 47,582,166.67 | 49,447,500.00 | |
| 1040906974 | 912797FH5 | UNITED STATES TREASURY | 05/16/2024 | 4.890 | 50,000,000.00 | 49,483,833.33 | 47,582,166.67 | 49,447,500.00 | |
| 1040906983 | 912797FH5 | UNITED STATES TREASURY | 05/16/2024 | 4.890 | 50,000,000.00 | 49,483,833.33 | 47,582,166.67 | 49,447,500.00 | |
| 1017995448 | 912797LL9 | UNITED STATES TREASURY | 03/21/2024 | 4.330 | 50,000,000.00 | 49,879,722.22 | 47,919,194.44 | 49,853,000.00 | |
| 1017995457 | 912797LL9 | UNITED STATES TREASURY | 03/21/2024 | 4.330 | 50,000,000.00 | 49,879,722.22 | 47,919,194.44 | 49,853,000.00 | |
| 1017995486 | 912797LL9 | UNITED STATES TREASURY | 03/21/2024 | 4.330 | 50,000,000.00 | 49,879,722.22 | 47,919,194.44 | 49,853,000.00 | |
| 1017995467 | 912797LL9 | UNITED STATES TREASURY | 03/21/2024 | 4.330 | 50,000,000.00 | 49,879,722.22 | 47,919,194.44 | 49,853,000.00 | |
| 1122570853 | 912796CX5 | UNITED STATES TREASURY | 04/18/2024 | 5.325 | 50,000,000.00 | 49,645,000.00 | 48,653,958.33 | 49,648,000.00 | |
| 1122570854 | 912796CX5 | UNITED STATES TREASURY | 04/18/2024 | 5.325 | 50,000,000.00 | 49,645,000.00 | 48,653,958.33 | 49,648,000.00 | |
| 1124577026 | 912797GY7 | UNITED STATES TREASURY | 03/28/2024 | 5.290 | 50,000,000.00 | 49,801,625.00 | 48,853,833.33 | 49,802,000.00 | |
| 1124577017 | 912797GY7 | UNITED STATES TREASURY | 03/28/2024 | 5.290 | 50,000,000.00 | 49,801,625.00 | 48,853,833.33 | 49,802,000.00 | |
| 1166058696 | 912797HQ3 | UNITED STATES TREASURY | 05/09/2024 | 5.095 | 50,000,000.00 | 49,511,729.17 | 49,044,687.50 | 49,496,500.00 | |
| 1166058702 | 912797HQ3 | UNITED STATES TREASURY | 05/09/2024 | 5.095 | 50,000,000.00 | 49,511,729.17 | 49,044,687.50 | 49,496,500.00 | |
| 1128759692 | 912797GQ4 | UNITED STATES TREASURY | 03/07/2024 | 5.280 | 50,000,000.00 | 49,956,000.00 | 49,061,333.33 | 49,956,000.00 | |
| 1128759686 | 912797GQ4 | UNITED STATES TREASURY | 03/07/2024 | 5.280 | 50,000,000.00 | 49,956,000.00 | 49,061,333.33 | 49,956,000.00 | |
| 1132575151 | 912797JG3 | UNITED STATES TREASURY | 03/05/2024 | 5.280 | 50,000,000.00 | 49,970,666.67 | 49,127,333.33 | 49,971,000.00 | |
| 1132575149 | 912797JG3 | UNITED STATES TREASURY | 03/05/2024 | 5.280 | 50,000,000.00 | 49,970,666.67 | 49,127,333.33 | 49,971,000.00 | |
| 1135060253 | 912797JG3 | UNITED STATES TREASURY | 03/05/2024 | 5.260 | 50,000,000.00 | 49,970,777.78 | 49,137,944.44 | 49,971,000.00 | |
| 1135060260 | 912797JG3 | UNITED STATES TREASURY | 03/05/2024 | 5.260 | 50,000,000.00 | 49,970,777.78 | 49,137,944.44 | 49,971,000.00 | |
| 1166058689 | 912797JP3 | UNITED STATES TREASURY | 04/23/2024 | 5.215 | 50,000,000.00 | 49,616,118.06 | 49,138,076.39 | 49,611,000.00 | |
| 1166058693 | 912797JP3 | UNITED STATES TREASURY | 04/23/2024 | 5.215 | 50,000,000.00 | 49,616,118.06 | 49,138,076.39 | 49,611,000.00 | |
| 1165120704 | 912797JP3 | UNITED STATES TREASURY | 04/23/2024 | 5.200 | 50,000,000.00 | 49,617,222.22 | 49,140,555.56 | 49,611,000.00 | |
| 1165120710 | 912797JP3 | UNITED STATES TREASURY | 04/23/2024 | 5.200 | 50,000,000.00 | 49,617,222.22 | 49,140,555.56 | 49,611,000.00 | |
| 1172435252 | 912797JQ1 | UNITED STATES TREASURY | 04/30/2024 | 5.190 | 50,000,000.00 | 49,567,500.00 | 49,142,208.33 | 49,562,500.00 | |
| 1172435250 | 912797JQ1 | UNITED STATES TREASURY | 04/30/2024 | 5.190 | 50,000,000.00 | 49,567,500.00 | 49,142,208.33 | 49,562,500.00 | |
| 1164431087 | 912797JP3 | UNITED STATES TREASURY | 04/23/2024 | 5.185 | 50,000,000.00 | 49,618,326.39 | 49,143,034.72 | 49,611,000.00 | |
| 1177441019 | 912797JV0 | UNITED STATES TREASURY | 05/07/2024 | 5.185 | 50,000,000.00 | 49,517,506.94 | 49,143,034.72 | 49,509,000.00 | |
| 1164431083 | 912797JP3 | UNITED STATES TREASURY | 04/23/2024 | 5.185 | 50,000,000.00 | 49,618,326.39 | 49,143,034.72 | 49,611,000.00 | |
| 1168434528 | 912797HG5 | UNITED STATES TREASURY | 04/25/2024 | 5.140 | 50,000,000.00 | 49,607,361.11 | 49,143,333.33 | 49,596,500.00 | |
| 1168434523 | 912797HG5 | UNITED STATES TREASURY | 04/25/2024 | 5.140 | 50,000,000.00 | 49,607,361.11 | 49,143,333.33 | 49,596,500.00 | |
| 1168434534 | 912797HG5 | UNITED STATES TREASURY | 04/25/2024 | 5.140 | 50,000,000.00 | 49,607,361.11 | 49,143,333.33 | 49,596,500.00 | |
| 1168434520 | 912797HG5 | UNITED STATES TREASURY | 04/25/2024 | 5.140 | 50,000,000.00 | 49,607,361.11 | 49,143,333.33 | 49,596,500.00 | |
| 1153532657 | 912797JL2 | UNITED STATES TREASURY | 04/02/2024 | 5.215 | 50,000,000.00 | 49,768,222.22 | 49,145,319.44 | 49,764,500.00 | |
| 1153532664 | 912797JL2 | UNITED STATES TREASURY | 04/02/2024 | 5.215 | 50,000,000.00 | 49,768,222.22 | 49,145,319.44 | 49,764,500.00 | |

TREASURER PORTFOLIO COMPARED TO MARKET VALUE
 FOR THE PERIOD: FEBRUARY 1, 2024 TO FEBRUARY 29, 2024
 FUND: POOLED SURPLUS INVESTMENTS
 ATTACHMENT X

| Security ID | CUSIP | Description | Maturity Date | Face Rate | PAR | Amortized Cost | Historical Cost | Market Value |
|-------------|-----------|------------------------|---------------|-----------|---------------|----------------|-----------------|---------------|
| 1135573470 | 912797JG3 | UNITED STATES TREASURY | 03/05/2024 | 5.255 | 50,000,000.00 | 49,970,805.56 | 49,146,062.50 | 49,971,000.00 |
| 1135573465 | 912797JG3 | UNITED STATES TREASURY | 03/05/2024 | 5.255 | 50,000,000.00 | 49,970,805.56 | 49,146,062.50 | 49,971,000.00 |
| 1163564638 | 912797JN8 | UNITED STATES TREASURY | 04/16/2024 | 5.190 | 50,000,000.00 | 49,668,416.67 | 49,149,416.67 | 49,662,000.00 |
| 1174014399 | 912797JQ1 | UNITED STATES TREASURY | 04/30/2024 | 5.180 | 50,000,000.00 | 49,568,333.34 | 49,151,055.56 | 49,562,500.00 |
| 1186538810 | 912797JX6 | UNITED STATES TREASURY | 05/21/2024 | 5.170 | 50,000,000.00 | 49,418,375.00 | 49,152,694.44 | 49,412,000.00 |
| 1136053970 | 912797JG3 | UNITED STATES TREASURY | 03/05/2024 | 5.250 | 50,000,000.00 | 49,970,833.33 | 49,154,166.67 | 49,971,000.00 |
| 1136053973 | 912797JG3 | UNITED STATES TREASURY | 03/05/2024 | 5.250 | 50,000,000.00 | 49,970,833.33 | 49,154,166.67 | 49,971,000.00 |
| 1136053975 | 912797JG3 | UNITED STATES TREASURY | 03/05/2024 | 5.250 | 50,000,000.00 | 49,970,833.33 | 49,154,166.67 | 49,971,000.00 |
| 1164431086 | 912797JN8 | UNITED STATES TREASURY | 04/16/2024 | 5.185 | 50,000,000.00 | 49,668,736.11 | 49,157,437.50 | 49,662,000.00 |
| 1164431082 | 912797JN8 | UNITED STATES TREASURY | 04/16/2024 | 5.185 | 50,000,000.00 | 49,668,736.11 | 49,157,437.50 | 49,662,000.00 |
| 1178732412 | 912797JV0 | UNITED STATES TREASURY | 05/07/2024 | 5.160 | 50,000,000.00 | 49,519,833.33 | 49,161,500.00 | 49,509,000.00 |
| 1165120700 | 912797JN8 | UNITED STATES TREASURY | 04/16/2024 | 5.185 | 50,000,000.00 | 49,668,736.11 | 49,164,638.89 | 49,662,000.00 |
| 1165120702 | 912797JN8 | UNITED STATES TREASURY | 04/16/2024 | 5.185 | 50,000,000.00 | 49,668,736.11 | 49,164,638.89 | 49,662,000.00 |
| 1183705780 | 912797JW8 | UNITED STATES TREASURY | 05/14/2024 | 5.175 | 50,000,000.00 | 49,468,125.00 | 49,166,250.00 | 49,457,000.00 |
| 1188810756 | 912797JX6 | UNITED STATES TREASURY | 05/21/2024 | 5.168 | 50,000,000.00 | 49,418,600.00 | 49,167,377.78 | 49,412,000.00 |
| 1188810753 | 912797JX6 | UNITED STATES TREASURY | 05/21/2024 | 5.168 | 50,000,000.00 | 49,418,600.00 | 49,167,377.78 | 49,412,000.00 |
| 1147272478 | 912797JJ7 | UNITED STATES TREASURY | 03/19/2024 | 5.215 | 50,000,000.00 | 49,869,625.00 | 49,196,020.83 | 49,867,500.00 |
| 1147272476 | 912797JJ7 | UNITED STATES TREASURY | 03/19/2024 | 5.215 | 50,000,000.00 | 49,869,625.00 | 49,196,020.83 | 49,867,500.00 |
| 1147272479 | 912797JJ7 | UNITED STATES TREASURY | 03/19/2024 | 5.215 | 50,000,000.00 | 49,869,625.00 | 49,196,020.83 | 49,867,500.00 |
| 1180740462 | 912797JV0 | UNITED STATES TREASURY | 05/07/2024 | 5.165 | 50,000,000.00 | 49,519,368.06 | 49,196,555.56 | 49,509,000.00 |
| 1196589701 | 912797JY4 | UNITED STATES TREASURY | 05/28/2024 | 5.165 | 50,000,000.00 | 49,368,722.23 | 49,196,555.56 | 49,356,000.00 |
| 1180740456 | 912797JV0 | UNITED STATES TREASURY | 05/07/2024 | 5.165 | 50,000,000.00 | 49,519,368.06 | 49,196,555.56 | 49,509,000.00 |
| 1190173736 | 912797JX6 | UNITED STATES TREASURY | 05/21/2024 | 5.160 | 50,000,000.00 | 49,419,500.00 | 49,197,333.33 | 49,412,000.00 |
| 1202164089 | 912797JZ1 | UNITED STATES TREASURY | 06/04/2024 | 5.200 | 50,000,000.00 | 49,313,888.89 | 49,198,333.33 | 49,304,500.00 |
| 1202164098 | 912797JZ1 | UNITED STATES TREASURY | 06/04/2024 | 5.200 | 50,000,000.00 | 49,313,888.89 | 49,198,333.33 | 49,304,500.00 |
| 1169492856 | 912796CX5 | UNITED STATES TREASURY | 04/18/2024 | 5.150 | 50,000,000.00 | 49,656,666.67 | 49,198,888.89 | 49,648,000.00 |
| 1169492854 | 912796CX5 | UNITED STATES TREASURY | 04/18/2024 | 5.150 | 50,000,000.00 | 49,656,666.67 | 49,198,888.89 | 49,648,000.00 |
| 1186538814 | 912797JW8 | UNITED STATES TREASURY | 05/14/2024 | 5.160 | 50,000,000.00 | 49,469,666.67 | 49,204,500.00 | 49,457,000.00 |
| 1186538816 | 912797JW8 | UNITED STATES TREASURY | 05/14/2024 | 5.160 | 50,000,000.00 | 49,469,666.67 | 49,204,500.00 | 49,457,000.00 |
| 1144394313 | 912797JH1 | UNITED STATES TREASURY | 03/12/2024 | 5.235 | 50,000,000.00 | 49,920,020.83 | 49,207,479.17 | 49,919,500.00 |
| 1144394315 | 912797JH1 | UNITED STATES TREASURY | 03/12/2024 | 5.235 | 50,000,000.00 | 49,920,020.83 | 49,207,479.17 | 49,919,500.00 |
| 1144394314 | 912797JH1 | UNITED STATES TREASURY | 03/12/2024 | 5.235 | 50,000,000.00 | 49,920,020.83 | 49,207,479.17 | 49,919,500.00 |
| 1155538737 | 912797JK4 | UNITED STATES TREASURY | 03/26/2024 | 5.170 | 50,000,000.00 | 49,820,486.11 | 49,217,319.44 | 49,816,500.00 |
| 1155538752 | 912797JK4 | UNITED STATES TREASURY | 03/26/2024 | 5.170 | 50,000,000.00 | 49,820,486.11 | 49,217,319.44 | 49,816,500.00 |
| 1155538755 | 912797JK4 | UNITED STATES TREASURY | 03/26/2024 | 5.170 | 50,000,000.00 | 49,820,486.11 | 49,217,319.44 | 49,816,500.00 |
| 1155538757 | 912797JK4 | UNITED STATES TREASURY | 03/26/2024 | 5.170 | 50,000,000.00 | 49,820,486.11 | 49,217,319.44 | 49,816,500.00 |
| 1179317758 | 912797JQ1 | UNITED STATES TREASURY | 04/30/2024 | 5.155 | 50,000,000.00 | 49,570,416.67 | 49,219,590.28 | 49,562,500.00 |
| 1179317761 | 912797JQ1 | UNITED STATES TREASURY | 04/30/2024 | 5.155 | 50,000,000.00 | 49,570,416.67 | 49,219,590.28 | 49,562,500.00 |
| 1175768945 | 912797JP3 | UNITED STATES TREASURY | 04/23/2024 | 5.145 | 50,000,000.00 | 49,621,270.84 | 49,221,104.17 | 49,611,000.00 |
| 1145088136 | 912797JH1 | UNITED STATES TREASURY | 03/12/2024 | 5.235 | 50,000,000.00 | 49,920,020.83 | 49,236,562.50 | 49,919,500.00 |
| 1145088138 | 912797JH1 | UNITED STATES TREASURY | 03/12/2024 | 5.235 | 50,000,000.00 | 49,920,020.83 | 49,236,562.50 | 49,919,500.00 |
| 1145088140 | 912797JH1 | UNITED STATES TREASURY | 03/12/2024 | 5.235 | 50,000,000.00 | 49,920,020.83 | 49,236,562.50 | 49,919,500.00 |
| 1145088144 | 912797JH1 | UNITED STATES TREASURY | 03/12/2024 | 5.235 | 50,000,000.00 | 49,920,020.83 | 49,236,562.50 | 49,919,500.00 |
| 1202164093 | 912797JY4 | UNITED STATES TREASURY | 05/28/2024 | 5.210 | 50,000,000.00 | 49,363,222.22 | 49,247,444.44 | 49,356,000.00 |
| 1202164096 | 912797JY4 | UNITED STATES TREASURY | 05/28/2024 | 5.210 | 50,000,000.00 | 49,363,222.22 | 49,247,444.44 | 49,356,000.00 |
| 1180740457 | 912797JQ1 | UNITED STATES TREASURY | 04/30/2024 | 5.160 | 50,000,000.00 | 49,570,000.00 | 49,247,500.00 | 49,562,500.00 |
| 1155538751 | 912797LL9 | UNITED STATES TREASURY | 03/21/2024 | 5.200 | 50,000,000.00 | 49,855,555.56 | 49,248,888.89 | 49,853,000.00 |
| 1155538746 | 912797LL9 | UNITED STATES TREASURY | 03/21/2024 | 5.200 | 50,000,000.00 | 49,855,555.56 | 49,248,888.89 | 49,853,000.00 |
| 1155538722 | 912797LL9 | UNITED STATES TREASURY | 03/21/2024 | 5.200 | 50,000,000.00 | 49,855,555.56 | 49,248,888.89 | 49,853,000.00 |
| 1155538748 | 912797LL9 | UNITED STATES TREASURY | 03/21/2024 | 5.200 | 50,000,000.00 | 49,855,555.56 | 49,248,888.89 | 49,853,000.00 |
| 1182247071 | 912797JQ1 | UNITED STATES TREASURY | 04/30/2024 | 5.180 | 50,000,000.00 | 49,568,333.33 | 49,251,777.78 | 49,562,500.00 |
| 1148004775 | 912797JH1 | UNITED STATES TREASURY | 03/12/2024 | 5.220 | 50,000,000.00 | 49,920,250.00 | 49,253,250.00 | 49,919,500.00 |
| 1195417908 | 912797FH5 | UNITED STATES TREASURY | 05/16/2024 | 5.180 | 50,000,000.00 | 49,453,222.22 | 49,273,361.11 | 49,447,500.00 |
| 1195417933 | 912797FH5 | UNITED STATES TREASURY | 05/16/2024 | 5.180 | 50,000,000.00 | 49,453,222.22 | 49,273,361.11 | 49,447,500.00 |
| 1146660401 | 912797GQ4 | UNITED STATES TREASURY | 03/07/2024 | 5.220 | 50,000,000.00 | 49,956,500.00 | 49,275,000.00 | 49,956,000.00 |
| 1146660403 | 912797GQ4 | UNITED STATES TREASURY | 03/07/2024 | 5.220 | 50,000,000.00 | 49,956,500.00 | 49,275,000.00 | 49,956,000.00 |
| 1201525396 | 912797HR1 | UNITED STATES TREASURY | 05/23/2024 | 5.180 | 50,000,000.00 | 49,402,861.11 | 49,280,555.56 | 49,396,000.00 |
| 1201525395 | 912797HR1 | UNITED STATES TREASURY | 05/23/2024 | 5.180 | 50,000,000.00 | 49,402,861.11 | 49,280,555.56 | 49,396,000.00 |
| 1147272480 | 912797GQ4 | UNITED STATES TREASURY | 03/07/2024 | 5.210 | 50,000,000.00 | 49,956,583.33 | 49,283,625.00 | 49,956,000.00 |
| 1147272475 | 912797GQ4 | UNITED STATES TREASURY | 03/07/2024 | 5.210 | 50,000,000.00 | 49,956,583.33 | 49,283,625.00 | 49,956,000.00 |
| 1214367409 | 912797HT7 | UNITED STATES TREASURY | 06/06/2024 | 5.200 | 50,000,000.00 | 49,299,444.44 | 49,285,000.00 | 49,297,000.00 |
| 1214367410 | 912797HT7 | UNITED STATES TREASURY | 06/06/2024 | 5.200 | 50,000,000.00 | 49,299,444.44 | 49,285,000.00 | 49,297,000.00 |
| 1145088129 | 912797JG3 | UNITED STATES TREASURY | 03/05/2024 | 5.240 | 50,000,000.00 | 49,970,888.89 | 49,286,777.78 | 49,971,000.00 |
| 1145088126 | 912797JG3 | UNITED STATES TREASURY | 03/05/2024 | 5.240 | 50,000,000.00 | 49,970,888.89 | 49,286,777.78 | 49,971,000.00 |
| 1188810754 | 912797JV0 | UNITED STATES TREASURY | 05/07/2024 | 5.160 | 50,000,000.00 | 49,519,833.33 | 49,290,500.00 | 49,509,000.00 |
| 1188810752 | 912797JV0 | UNITED STATES TREASURY | 05/07/2024 | 5.160 | 50,000,000.00 | 49,519,833.33 | 49,290,500.00 | 49,509,000.00 |
| 1157155744 | 912797JJ7 | UNITED STATES TREASURY | 03/19/2024 | 5.200 | 50,000,000.00 | 49,870,000.00 | 49,292,222.22 | 49,867,500.00 |
| 1157155725 | 912797JJ7 | UNITED STATES TREASURY | 03/19/2024 | 5.200 | 50,000,000.00 | 49,870,000.00 | 49,292,222.22 | 49,867,500.00 |
| 1157155742 | 912797JJ7 | UNITED STATES TREASURY | 03/19/2024 | 5.200 | 50,000,000.00 | 49,870,000.00 | 49,292,222.22 | 49,867,500.00 |
| 1157155728 | 912797JJ7 | UNITED STATES TREASURY | 03/19/2024 | 5.200 | 50,000,000.00 | 49,870,000.00 | 49,292,222.22 | 49,867,500.00 |
| 1185074074 | 912797JQ1 | UNITED STATES TREASURY | 04/30/2024 | 5.175 | 50,000,000.00 | 49,568,750.00 | 49,295,625.00 | 49,562,500.00 |
| 1185074075 | 912797JQ1 | UNITED STATES TREASURY | 04/30/2024 | 5.175 | 50,000,000.00 | 49,568,750.00 | 49,295,625.00 | 49,562,500.00 |

TREASURER PORTFOLIO COMPARED TO MARKET VALUE
 FOR THE PERIOD: FEBRUARY 1, 2024 TO FEBRUARY 29, 2024
 FUND: POOLED SURPLUS INVESTMENTS
 ATTACHMENT X

| Security ID | CUSIP | Description | Maturity Date | Face Rate | PAR | Amortized Cost | Historical Cost | Market Value | |
|-----------------------------------|-----------|------------------------|---------------|-----------|---------------|-------------------------|-------------------------|-------------------------|-------------------------|
| 1148004767 | 912797JG3 | UNITED STATES TREASURY | 03/05/2024 | 5.220 | 50,000,000.00 | 49,971,000.00 | 49,304,000.00 | 49,971,000.00 | |
| 1148004776 | 912797JG3 | UNITED STATES TREASURY | 03/05/2024 | 5.220 | 50,000,000.00 | 49,971,000.00 | 49,304,000.00 | 49,971,000.00 | |
| 1188810746 | 912797HH3 | UNITED STATES TREASURY | 05/02/2024 | 5.160 | 50,000,000.00 | 49,555,666.66 | 49,304,833.33 | 49,546,000.00 | |
| 1215297648 | 912797JZ1 | UNITED STATES TREASURY | 06/04/2024 | 5.190 | 50,000,000.00 | 49,315,208.33 | 49,308,000.00 | 49,304,500.00 | |
| 1215297641 | 912797JZ1 | UNITED STATES TREASURY | 06/04/2024 | 5.190 | 50,000,000.00 | 49,315,208.33 | 49,308,000.00 | 49,304,500.00 | |
| 1185074073 | 912797HG5 | UNITED STATES TREASURY | 04/25/2024 | 5.180 | 50,000,000.00 | 49,604,305.55 | 49,323,722.22 | 49,596,500.00 | |
| 1190173735 | 912797HH3 | UNITED STATES TREASURY | 05/02/2024 | 5.190 | 50,000,000.00 | 49,553,083.33 | 49,329,625.00 | 49,546,000.00 | |
| 1190173737 | 912797HH3 | UNITED STATES TREASURY | 05/02/2024 | 5.190 | 50,000,000.00 | 49,553,083.33 | 49,329,625.00 | 49,546,000.00 | |
| 1213311336 | 912797HS9 | UNITED STATES TREASURY | 05/30/2024 | 5.190 | 50,000,000.00 | 49,351,250.00 | 49,329,625.00 | 49,344,500.00 | |
| 1213311337 | 912797HS9 | UNITED STATES TREASURY | 05/30/2024 | 5.190 | 50,000,000.00 | 49,351,250.00 | 49,329,625.00 | 49,344,500.00 | |
| 1168434517 | 912797GY7 | UNITED STATES TREASURY | 03/28/2024 | 5.212 | 50,000,000.00 | 49,804,550.00 | 49,334,022.22 | 49,802,000.00 | |
| 1168434518 | 912797GY7 | UNITED STATES TREASURY | 03/28/2024 | 5.212 | 50,000,000.00 | 49,804,550.00 | 49,334,022.22 | 49,802,000.00 | |
| 1197358647 | 912797HQ3 | UNITED STATES TREASURY | 05/09/2024 | 5.210 | 50,000,000.00 | 49,500,708.34 | 49,334,277.78 | 49,496,500.00 | |
| 1207761572 | 912797HR1 | UNITED STATES TREASURY | 05/23/2024 | 5.210 | 50,000,000.00 | 49,399,402.78 | 49,334,277.78 | 49,396,000.00 | |
| 1197358637 | 912797HQ3 | UNITED STATES TREASURY | 05/09/2024 | 5.210 | 50,000,000.00 | 49,500,708.34 | 49,334,277.78 | 49,496,500.00 | |
| 1187349646 | 912797HG5 | UNITED STATES TREASURY | 04/25/2024 | 5.200 | 50,000,000.00 | 49,602,777.78 | 49,342,777.78 | 49,596,500.00 | |
| 1199147298 | 912797HQ3 | UNITED STATES TREASURY | 05/09/2024 | 5.200 | 50,000,000.00 | 49,501,666.67 | 49,342,777.78 | 49,496,500.00 | |
| 1187349652 | 912797HG5 | UNITED STATES TREASURY | 04/25/2024 | 5.200 | 50,000,000.00 | 49,602,777.78 | 49,342,777.78 | 49,596,500.00 | |
| 1205054734 | 912797FH5 | UNITED STATES TREASURY | 05/16/2024 | 5.220 | 50,000,000.00 | 49,449,000.00 | 49,347,500.00 | 49,447,500.00 | |
| 1205054737 | 912797FH5 | UNITED STATES TREASURY | 05/16/2024 | 5.220 | 50,000,000.00 | 49,449,000.00 | 49,347,500.00 | 49,447,500.00 | |
| 1207761573 | 912797JX6 | UNITED STATES TREASURY | 05/21/2024 | 5.200 | 50,000,000.00 | 49,415,000.00 | 49,350,000.00 | 49,412,000.00 | |
| 1182901661 | 912797JN8 | UNITED STATES TREASURY | 04/16/2024 | 5.180 | 50,000,000.00 | 49,669,055.55 | 49,359,694.44 | 49,662,000.00 | |
| 1156424168 | 912797GQ4 | UNITED STATES TREASURY | 03/07/2024 | 5.225 | 50,000,000.00 | 49,956,458.33 | 49,368,645.83 | 49,956,000.00 | |
| 1156424169 | 912797GQ4 | UNITED STATES TREASURY | 03/07/2024 | 5.225 | 50,000,000.00 | 49,956,458.33 | 49,368,645.83 | 49,956,000.00 | |
| 1189533960 | 912797HG5 | UNITED STATES TREASURY | 04/25/2024 | 5.190 | 50,000,000.00 | 49,603,541.67 | 49,372,875.00 | 49,596,500.00 | |
| 1214367404 | 912797HR1 | UNITED STATES TREASURY | 05/23/2024 | 5.230 | 50,000,000.00 | 49,397,097.22 | 49,382,569.44 | 49,396,000.00 | |
| 1213311332 | 912797JX6 | UNITED STATES TREASURY | 05/21/2024 | 5.215 | 50,000,000.00 | 49,413,312.50 | 49,391,583.33 | 49,412,000.00 | |
| 1169993976 | 912797LL9 | UNITED STATES TREASURY | 03/21/2024 | 5.165 | 50,000,000.00 | 49,856,527.78 | 49,404,590.28 | 49,853,000.00 | |
| 1169993972 | 912797LL9 | UNITED STATES TREASURY | 03/21/2024 | 5.165 | 50,000,000.00 | 49,856,527.78 | 49,404,590.28 | 49,853,000.00 | |
| 1169993974 | 912797LL9 | UNITED STATES TREASURY | 03/21/2024 | 5.165 | 50,000,000.00 | 49,856,527.78 | 49,404,590.28 | 49,853,000.00 | |
| 1208378682 | 912797JW8 | UNITED STATES TREASURY | 05/14/2024 | 5.208 | 50,000,000.00 | 49,464,784.72 | 49,406,923.61 | 49,457,000.00 | |
| 1210762993 | 912797HH3 | UNITED STATES TREASURY | 05/02/2024 | 5.255 | 50,000,000.00 | 49,547,486.11 | 49,518,291.67 | 49,546,000.00 | |
| 1210762998 | 912797HH3 | UNITED STATES TREASURY | 05/02/2024 | 5.255 | 50,000,000.00 | 49,547,486.11 | 49,518,291.67 | 49,546,000.00 | |
| US T-BILL GOVERNMENT TOTAL | | | | | | 7,563,678,000.00 | 7,511,478,799.64 | 7,425,046,845.38 | 7,510,415,206.08 |
| 821810737 | 91282CAV3 | UNITED STATES TREASURY | 11/15/2030 | 0.875 | 50,000,000.00 | 49,286,565.14 | 48,953,143.50 | 40,219,000.00 | |
| 821810678 | 91282CCV1 | UNITED STATES TREASURY | 08/31/2028 | 1.125 | 50,000,000.00 | 49,582,011.86 | 49,357,000.00 | 43,539,000.00 | |
| 821810741 | 91282CCV1 | UNITED STATES TREASURY | 08/31/2028 | 1.125 | 50,000,000.00 | 49,664,813.16 | 49,484,375.00 | 43,539,000.00 | |
| 821809866 | 91282CBT7 | UNITED STATES TREASURY | 03/31/2026 | 0.750 | 50,000,000.00 | 49,854,013.20 | 49,650,400.00 | 46,217,000.00 | |
| 821809333 | 91282CBT7 | UNITED STATES TREASURY | 03/31/2026 | 0.750 | 50,000,000.00 | 49,854,013.20 | 49,650,400.00 | 46,217,000.00 | |
| 821809278 | 91282CBT7 | UNITED STATES TREASURY | 03/31/2026 | 0.750 | 50,000,000.00 | 49,854,013.20 | 49,650,400.00 | 46,217,000.00 | |
| 821809276 | 91282CBT7 | UNITED STATES TREASURY | 03/31/2026 | 0.750 | 50,000,000.00 | 49,854,013.20 | 49,650,400.00 | 46,217,000.00 | |
| 821809328 | 91282CBT7 | UNITED STATES TREASURY | 03/31/2026 | 0.750 | 50,000,000.00 | 49,854,013.20 | 49,650,400.00 | 46,217,000.00 | |
| 821809330 | 91282CBT7 | UNITED STATES TREASURY | 03/31/2026 | 0.750 | 50,000,000.00 | 49,854,013.20 | 49,650,400.00 | 46,217,000.00 | |
| 821809570 | 91282CBT7 | UNITED STATES TREASURY | 03/31/2026 | 0.750 | 50,000,000.00 | 49,861,341.77 | 49,667,950.00 | 46,217,000.00 | |
| 821809663 | 91282CBT7 | UNITED STATES TREASURY | 03/31/2026 | 0.750 | 50,000,000.00 | 49,861,341.77 | 49,667,950.00 | 46,217,000.00 | |
| 821809666 | 91282CBT7 | UNITED STATES TREASURY | 03/31/2026 | 0.750 | 50,000,000.00 | 49,861,341.77 | 49,667,950.00 | 46,217,000.00 | |
| 821809873 | 91282CBT7 | UNITED STATES TREASURY | 03/31/2026 | 0.750 | 50,000,000.00 | 49,861,341.77 | 49,667,950.00 | 46,217,000.00 | |
| 821809591 | 91282CDH1 | UNITED STATES TREASURY | 11/15/2024 | 0.750 | 50,000,000.00 | 49,932,569.46 | 49,717,000.00 | 48,482,500.00 | |
| 821809590 | 91282CDH1 | UNITED STATES TREASURY | 11/15/2024 | 0.750 | 50,000,000.00 | 49,932,569.46 | 49,717,000.00 | 48,482,500.00 | |
| 821809586 | 91282CDH1 | UNITED STATES TREASURY | 11/15/2024 | 0.750 | 50,000,000.00 | 49,932,569.46 | 49,717,000.00 | 48,482,500.00 | |
| 821809524 | 91282CDH1 | UNITED STATES TREASURY | 11/15/2024 | 0.750 | 50,000,000.00 | 49,932,569.46 | 49,717,000.00 | 48,482,500.00 | |
| 821809271 | 91282CCG4 | UNITED STATES TREASURY | 06/15/2024 | 0.250 | 50,000,000.00 | 49,972,573.60 | 49,718,750.00 | 49,269,500.00 | |
| 821809129 | 91282CCG4 | UNITED STATES TREASURY | 06/15/2024 | 0.250 | 50,000,000.00 | 49,972,573.60 | 49,718,750.00 | 49,269,500.00 | |
| 821809259 | 91282CCG4 | UNITED STATES TREASURY | 06/15/2024 | 0.250 | 50,000,000.00 | 49,972,573.60 | 49,718,750.00 | 49,269,500.00 | |
| 821809061 | 91282CCG4 | UNITED STATES TREASURY | 06/15/2024 | 0.250 | 50,000,000.00 | 49,972,573.60 | 49,718,750.00 | 49,269,500.00 | |
| 821809270 | 91282CCG4 | UNITED STATES TREASURY | 06/15/2024 | 0.250 | 50,000,000.00 | 49,972,573.60 | 49,718,750.00 | 49,269,500.00 | |
| 821808956 | 91282CCF6 | UNITED STATES TREASURY | 05/31/2026 | 0.750 | 50,000,000.00 | 49,873,640.72 | 49,722,656.00 | 45,951,000.00 | |
| 821809208 | 91282CCF6 | UNITED STATES TREASURY | 05/31/2026 | 0.750 | 50,000,000.00 | 49,873,640.72 | 49,722,656.00 | 45,951,000.00 | |
| 821809615 | 91282CCF6 | UNITED STATES TREASURY | 05/31/2026 | 0.750 | 50,000,000.00 | 49,873,640.72 | 49,722,656.00 | 45,951,000.00 | |
| 821809226 | 91282CCF6 | UNITED STATES TREASURY | 05/31/2026 | 0.750 | 50,000,000.00 | 49,873,640.72 | 49,722,656.00 | 45,951,000.00 | |
| 821809622 | 91282CCF6 | UNITED STATES TREASURY | 05/31/2026 | 0.750 | 50,000,000.00 | 49,873,640.72 | 49,722,656.00 | 45,951,000.00 | |
| 821809634 | 91282CBT7 | UNITED STATES TREASURY | 03/31/2026 | 0.750 | 50,000,000.00 | 49,902,232.00 | 49,766,000.00 | 46,217,000.00 | |
| 821809628 | 91282CBT7 | UNITED STATES TREASURY | 03/31/2026 | 0.750 | 50,000,000.00 | 49,902,232.00 | 49,766,000.00 | 46,217,000.00 | |
| 821809560 | 91282CBT7 | UNITED STATES TREASURY | 03/31/2026 | 0.750 | 50,000,000.00 | 49,902,232.00 | 49,766,000.00 | 46,217,000.00 | |
| 821809629 | 91282CBT7 | UNITED STATES TREASURY | 03/31/2026 | 0.750 | 50,000,000.00 | 49,902,232.00 | 49,766,000.00 | 46,217,000.00 | |
| 821809556 | 91282CBT7 | UNITED STATES TREASURY | 03/31/2026 | 0.750 | 50,000,000.00 | 49,902,232.00 | 49,766,000.00 | 46,217,000.00 | |
| 821809139 | 91282CAY7 | UNITED STATES TREASURY | 11/30/2027 | 0.625 | 50,000,000.00 | 49,907,799.01 | 49,828,125.00 | 43,605,500.00 | |
| 821809146 | 91282CAY7 | UNITED STATES TREASURY | 11/30/2027 | 0.625 | 50,000,000.00 | 49,907,799.01 | 49,828,125.00 | 43,605,500.00 | |
| 821809144 | 91282CAY7 | UNITED STATES TREASURY | 11/30/2027 | 0.625 | 50,000,000.00 | 49,907,799.01 | 49,828,125.00 | 43,605,500.00 | |
| 821809147 | 91282CAY7 | UNITED STATES TREASURY | 11/30/2027 | 0.625 | 50,000,000.00 | 49,907,799.01 | 49,828,125.00 | 43,605,500.00 | |
| 821809609 | 91282CBW0 | UNITED STATES TREASURY | 04/30/2026 | 0.750 | 50,000,000.00 | 49,936,572.55 | 49,855,000.00 | 46,080,000.00 | |

TREASURER PORTFOLIO COMPARED TO MARKET VALUE
 FOR THE PERIOD: FEBRUARY 1, 2024 TO FEBRUARY 29, 2024
 FUND: POOLED SURPLUS INVESTMENTS
 ATTACHMENT X

| Security ID | CUSIP | Description | Maturity Date | Face Rate | PAR | Amortized Cost | Historical Cost | Market Value | |
|-----------------------------------|-----------|------------------------|---------------|-----------|---------------|--------------------------|--------------------------|--------------------------|--------------------------|
| 821809638 | 91282CBW0 | UNITED STATES TREASURY | 04/30/2026 | 0.750 | 50,000,000.00 | 49,936,572.55 | 49,855,000.00 | 46,080,000.00 | |
| 821809326 | 91282CAY7 | UNITED STATES TREASURY | 11/30/2027 | 0.625 | 50,000,000.00 | 49,932,281.36 | 49,875,000.00 | 43,605,500.00 | |
| 821809258 | 91282CCC3 | UNITED STATES TREASURY | 05/15/2024 | 0.250 | 50,000,000.00 | 49,993,125.57 | 49,900,000.00 | 49,478,500.00 | |
| 821809260 | 91282CCC3 | UNITED STATES TREASURY | 05/15/2024 | 0.250 | 50,000,000.00 | 49,993,125.57 | 49,900,000.00 | 49,478,500.00 | |
| 821809257 | 91282CCC3 | UNITED STATES TREASURY | 05/15/2024 | 0.250 | 50,000,000.00 | 49,993,125.57 | 49,900,000.00 | 49,478,500.00 | |
| 821809255 | 91282CCC3 | UNITED STATES TREASURY | 05/15/2024 | 0.250 | 50,000,000.00 | 49,993,125.57 | 49,900,000.00 | 49,478,500.00 | |
| 821809152 | 91282CAY7 | UNITED STATES TREASURY | 11/30/2027 | 0.625 | 50,000,000.00 | 49,953,845.27 | 49,914,062.50 | 43,605,500.00 | |
| 821809314 | 91282CAY7 | UNITED STATES TREASURY | 11/30/2027 | 0.625 | 50,000,000.00 | 49,953,845.27 | 49,914,062.50 | 43,605,500.00 | |
| 821809316 | 91282CAY7 | UNITED STATES TREASURY | 11/30/2027 | 0.625 | 50,000,000.00 | 49,953,845.27 | 49,914,062.50 | 43,605,500.00 | |
| 821809153 | 91282CAY7 | UNITED STATES TREASURY | 11/30/2027 | 0.625 | 50,000,000.00 | 49,953,845.27 | 49,914,062.50 | 43,605,500.00 | |
| 821809322 | 91282CAY7 | UNITED STATES TREASURY | 11/30/2027 | 0.625 | 50,000,000.00 | 49,966,234.22 | 49,937,500.00 | 43,605,500.00 | |
| 821809318 | 91282CAY7 | UNITED STATES TREASURY | 11/30/2027 | 0.625 | 50,000,000.00 | 49,966,419.73 | 49,937,500.00 | 43,605,500.00 | |
| 821809320 | 91282CAY7 | UNITED STATES TREASURY | 11/30/2027 | 0.625 | 50,000,000.00 | 49,966,419.73 | 49,937,500.00 | 43,605,500.00 | |
| 821809324 | 91282CAY7 | UNITED STATES TREASURY | 11/30/2027 | 0.625 | 50,000,000.00 | 49,966,234.22 | 49,937,500.00 | 43,605,500.00 | |
| 821809135 | 91282CAY7 | UNITED STATES TREASURY | 11/30/2027 | 0.625 | 50,000,000.00 | 49,974,854.30 | 49,953,125.00 | 43,605,500.00 | |
| 821809137 | 91282CAY7 | UNITED STATES TREASURY | 11/30/2027 | 0.625 | 50,000,000.00 | 49,974,854.30 | 49,953,125.00 | 43,605,500.00 | |
| 821809134 | 91282CAY7 | UNITED STATES TREASURY | 11/30/2027 | 0.625 | 50,000,000.00 | 49,974,854.30 | 49,953,125.00 | 43,605,500.00 | |
| 821809132 | 91282CAY7 | UNITED STATES TREASURY | 11/30/2027 | 0.625 | 50,000,000.00 | 49,974,854.30 | 49,953,125.00 | 43,605,500.00 | |
| 821810710 | 91282CAV3 | UNITED STATES TREASURY | 11/15/2030 | 0.875 | 50,000,000.00 | 50,000,000.00 | 50,000,000.00 | 40,219,000.00 | |
| 821809528 | 91282CAV3 | UNITED STATES TREASURY | 11/15/2030 | 0.875 | 50,000,000.00 | 50,000,000.00 | 50,000,000.00 | 40,219,000.00 | |
| US T-NOTE GOVERNMENT TOTAL | | | | | | 2,850,000,000.00 | 2,844,564,576.85 | 2,836,989,998.50 | 2,602,390,000.00 |
| UST GOVERNMENT TOTAL | | | | | | 10,413,678,000.00 | 10,356,043,376.49 | 10,262,036,843.88 | 10,112,805,206.08 |
| GRAND TOTAL | | | | | | 56,749,513,444.44 | 56,530,638,768.98 | 56,279,928,677.17 | 54,130,332,736.57 |

LOS ANGELES COUNTY TREASURER
 TREASURER PORTFOLIO COMPARED TO MARKET VALUE
 FOR THE PERIOD: FEBRUARY 1, 2024 TO FEBRUARY 29, 2024
 FUND: SPECIFIC PURPOSE INVESTMENTS
 ATTACHMENT X

| Security ID | CUSIP | Description | Maturity Date | Face Rate | PAR | Amortized Cost | Historical Cost | Market Value |
|---|-------------|--|---------------|-----------|-----------------------|-----------------------|-----------------------|-----------------------|
| AVCCD-ANTELOPE VALLEY CCD | | | | | | | | |
| 821801195 | 3130AJTQ2 | FEDERAL HOME LOAN BANKS | 07/27/2040 | 2.030 | 25,230,000.00 | 25,230,000.00 | 25,230,000.00 | 16,453,492.20 |
| FHLB TOTAL | | | | | 25,230,000.00 | 25,230,000.00 | 25,230,000.00 | 16,453,492.20 |
| AVCCD TOTAL | | | | | 25,230,000.00 | 25,230,000.00 | 25,230,000.00 | 16,453,492.20 |
| EL SEGUNDO UNIFIED SCHOOL DIST. | | | | | | | | |
| 821801199 | 3133EH5A7 | FEDERAL FARM CREDIT BANKS FUNDING CORP | 12/26/2041 | 3.270 | 7,000,000.00 | 7,000,000.00 | 7,000,000.00 | 5,543,370.00 |
| 821801197 | 3133EH4Z3 | FEDERAL FARM CREDIT BANKS FUNDING CORP | 12/27/2039 | 3.250 | 9,000,000.00 | 9,000,000.00 | 9,000,000.00 | 7,464,870.00 |
| FFCB TOTAL | | | | | 16,000,000.00 | 16,000,000.00 | 16,000,000.00 | 13,008,240.00 |
| ESUSD TOTAL | | | | | 16,000,000.00 | 16,000,000.00 | 16,000,000.00 | 13,008,240.00 |
| FIRSTSLA | | | | | | | | |
| 932316983 | 3130ATS81 | FEDERAL HOME LOAN BANKS | 11/03/2025 | 5.200 | 34,000,000.00 | 34,000,000.00 | 34,000,000.00 | 33,824,900.00 |
| 932316984 | 3130ATS81 | FEDERAL HOME LOAN BANKS | 11/03/2025 | 5.200 | 50,000,000.00 | 50,000,000.00 | 50,000,000.00 | 49,742,500.00 |
| FHLB TOTAL | | | | | 84,000,000.00 | 84,000,000.00 | 84,000,000.00 | 83,567,400.00 |
| 941898663 | 3134GX6S8 | FEDERAL HOME LOAN MORTGAGE CORP | 11/14/2025 | 5.210 | 50,000,000.00 | 50,000,000.00 | 50,000,000.00 | 49,750,500.00 |
| FHLMC TOTAL | | | | | 50,000,000.00 | 50,000,000.00 | 50,000,000.00 | 49,750,500.00 |
| FIRSTSLA TOTAL | | | | | 134,000,000.00 | 134,000,000.00 | 134,000,000.00 | 133,317,900.00 |
| GF - GENERAL FUND | | | | | | | | |
| 821801187 | 35272RPVLAC | RPV TAX ALLOCATION BOND 1997 | 12/02/2027 | 5.000 | 2,060,000.00 | 2,060,000.00 | 2,060,000.00 | 2,060,000.00 |
| LONG TERM BDS TOTAL | | | | | 2,060,000.00 | 2,060,000.00 | 2,060,000.00 | 2,060,000.00 |
| GF TOTAL | | | | | 2,060,000.00 | 2,060,000.00 | 2,060,000.00 | 2,060,000.00 |
| PHHPA-PH HABITAT PRESERVATION AU | | | | | | | | |
| 821801198 | 3133EMW65 | FEDERAL FARM CREDIT BANKS FUNDING CORP | 07/29/2041 | 2.500 | 22,675,000.00 | 22,675,000.00 | 22,675,000.00 | 15,297,688.75 |
| FFCB TOTAL | | | | | 22,675,000.00 | 22,675,000.00 | 22,675,000.00 | 15,297,688.75 |
| 821801196 | 3134GWS09 | FEDERAL HOME LOAN MORTGAGE CORP | 08/27/2043 | 2.000 | 9,500,000.00 | 9,500,000.00 | 9,500,000.00 | 5,755,100.00 |
| FHLMC TOTAL | | | | | 9,500,000.00 | 9,500,000.00 | 9,500,000.00 | 5,755,100.00 |
| PHHPA TOTAL | | | | | 32,175,000.00 | 32,175,000.00 | 32,175,000.00 | 21,052,788.75 |
| SCP61 - SCAQMD - GENERAL FUND | | | | | | | | |
| 951495021 | 3133EN3M0 | FEDERAL FARM CREDIT BANKS FUNDING CORP | 12/05/2024 | 4.625 | 10,000,000.00 | 10,006,946.37 | 10,018,200.00 | 9,958,600.00 |
| FFCB TOTAL | | | | | 10,000,000.00 | 10,006,946.37 | 10,018,200.00 | 9,958,600.00 |
| 1163559893 | 912797HP5 | UNITED STATES TREASURY | 11/29/2024 | 4.660 | 10,000,000.00 | 9,646,616.67 | 9,554,711.11 | 9,628,600.00 |
| 1163559895 | 912796ZW2 | UNITED STATES TREASURY | 06/20/2024 | 5.080 | 10,000,000.00 | 9,843,366.67 | 9,743,177.78 | 9,839,700.00 |
| UST BILL TOTAL | | | | | 20,000,000.00 | 19,489,983.34 | 19,297,888.89 | 19,468,300.00 |
| SCP61 - SCAQMD TOTAL | | | | | 30,000,000.00 | 29,496,929.71 | 29,316,088.89 | 29,426,900.00 |
| SCP66 - SCAQMD CMP AB SPE REV FD | | | | | | | | |
| 1163559883 | 912797HP5 | UNITED STATES TREASURY | 11/29/2024 | 4.660 | 10,000,000.00 | 9,646,616.67 | 9,554,711.11 | 9,628,600.00 |
| 1163559889 | 912796ZW2 | UNITED STATES TREASURY | 06/20/2024 | 5.080 | 10,000,000.00 | 9,843,366.67 | 9,743,177.78 | 9,839,700.00 |
| UST BILL TOTAL | | | | | 20,000,000.00 | 19,489,983.34 | 19,297,888.89 | 19,468,300.00 |
| SCP66 - SCAQMD CMP AB SPE REV FD TOTAL | | | | | 20,000,000.00 | 19,489,983.34 | 19,297,888.89 | 19,468,300.00 |
| SCU5F - SCAQMD CLEAN FUELS PROG | | | | | | | | |
| 1163559891 | 912796ZW2 | UNITED STATES TREASURY | 06/20/2024 | 5.080 | 10,000,000.00 | 9,843,366.67 | 9,743,177.78 | 9,839,700.00 |
| 1163559887 | 912797HP5 | UNITED STATES TREASURY | 11/29/2024 | 4.660 | 20,000,000.00 | 19,293,233.33 | 19,109,422.22 | 19,257,200.00 |
| UST BILL TOTAL | | | | | 30,000,000.00 | 29,136,600.00 | 28,852,600.00 | 29,096,900.00 |
| SCU5F - SCAQMD CLEAN FUELS PROG TOTAL | | | | | 30,000,000.00 | 29,136,600.00 | 28,852,600.00 | 29,096,900.00 |
| SCAQMD - SOUTH COAST AIR QUALITY MG | | | | | | | | |
| 841762248 | SOFCLAIFMMF | S OF C LAIF | 12/31/2024 | | 29,197.19 | 29,197.19 | 29,197.19 | 29,197.19 |
| 888240922 | SOFCLAIFMMF | S OF C LAIF | 12/31/2024 | | 69,421.99 | 69,421.99 | 69,421.99 | 69,421.99 |
| 928828368 | SOFCLAIFMMF | S OF C LAIF | 12/31/2024 | | 126,406.68 | 126,406.68 | 126,406.68 | 126,406.68 |
| 974008792 | SOFCLAIFMMF | S OF C LAIF | 12/31/2024 | | 194,729.00 | 194,729.00 | 194,729.00 | 194,729.00 |
| 1019883116 | SOFCLAIFMMF | S OF C LAIF | 12/31/2024 | | 252,547.20 | 252,547.20 | 252,547.20 | 252,547.20 |
| 1067192516 | SOFCLAIFMMF | S OF C LAIF | 12/31/2024 | | 315,309.75 | 315,309.75 | 315,309.75 | 315,309.75 |
| 1119045543 | SOFCLAIFMMF | S OF C LAIF | 12/31/2024 | | 342,844.91 | 342,844.91 | 342,844.91 | 342,844.91 |
| 1179317493 | SOFCLAIFMMF | S OF C LAIF | 12/31/2024 | | 385,394.41 | 385,394.41 | 385,394.41 | 385,394.41 |
| 821801181 | SOFCLAIFMMF | S OF C LAIF | 12/31/2024 | | 37,031,925.48 | 37,031,925.48 | 37,031,925.48 | 37,031,925.48 |
| MMFUND TOTAL | | | | | 38,747,776.61 | 38,747,776.61 | 38,747,776.61 | 38,747,776.61 |
| SCAQMD TOTAL | | | | | 38,747,776.61 | 38,747,776.61 | 38,747,776.61 | 38,747,776.61 |
| SLIM - SCHOOLS LINKED INSURANCE MG | | | | | | | | |
| 858252079 | SOFCLAIFMMF | S OF C LAIF | 12/31/2024 | | 2,704.49 | 2,704.49 | 2,704.49 | 2,704.49 |
| 888240666 | SOFCLAIFMMF | S OF C LAIF | 12/31/2024 | | 6,430.44 | 6,430.44 | 6,430.44 | 6,430.44 |
| 928828246 | SOFCLAIFMMF | S OF C LAIF | 12/31/2024 | | 11,708.84 | 11,708.84 | 11,708.84 | 11,708.84 |
| 974008832 | SOFCLAIFMMF | S OF C LAIF | 12/31/2024 | | 18,037.42 | 18,037.42 | 18,037.42 | 18,037.42 |
| 1019882651 | SOFCLAIFMMF | S OF C LAIF | 12/31/2024 | | 23,393.02 | 23,393.02 | 23,393.02 | 23,393.02 |
| 1067192408 | SOFCLAIFMMF | S OF C LAIF | 12/31/2024 | | 29,206.61 | 29,206.61 | 29,206.61 | 29,206.61 |
| 1119044120 | SOFCLAIFMMF | S OF C LAIF | 12/31/2024 | | 31,757.14 | 31,757.14 | 31,757.14 | 31,757.14 |
| 1179317495 | SOFCLAIFMMF | S OF C LAIF | 12/31/2024 | | 35,698.43 | 35,698.43 | 35,698.43 | 35,698.43 |
| 821801178 | SOFCLAIFMMF | S OF C LAIF | 12/31/2024 | | 3,430,204.55 | 3,430,204.55 | 3,430,204.55 | 3,430,204.55 |
| MMFUND TOTAL | | | | | 3,589,140.94 | 3,589,140.94 | 3,589,140.94 | 3,589,140.94 |
| SLIM TOTAL | | | | | 3,589,140.94 | 3,589,140.94 | 3,589,140.94 | 3,589,140.94 |

LOS ANGELES COUNTY TREASURER
 TREASURER PORTFOLIO COMPARED TO MARKET VALUE
 FOR THE PERIOD: FEBRUARY 1, 2024 TO FEBRUARY 29, 2024
 FUND: SPECIFIC PURPOSE INVESTMENTS
 ATTACHMENT X

| Security ID | CUSIP | Description | Maturity Date | Face Rate | PAR | Amortized Cost | Historical Cost | Market Value |
|--|-------------|-------------|---------------|-----------|-----------------------|-----------------------|-----------------------|-----------------------|
| WASIA - WHITTIER AREA SCHOOLS INS | | | | | | | | |
| 841763124 | SOFCLAIFMMF | S OF C LAIF | 12/31/2024 | | 32.67 | 32.67 | 32.67 | 32.67 |
| 888240807 | SOFCLAIFMMF | S OF C LAIF | 12/31/2024 | | 77.68 | 77.68 | 77.68 | 77.68 |
| 928828020 | SOFCLAIFMMF | S OF C LAIF | 12/31/2024 | | 141.45 | 141.45 | 141.45 | 141.45 |
| 974008805 | SOFCLAIFMMF | S OF C LAIF | 12/31/2024 | | 217.90 | 217.90 | 217.90 | 217.90 |
| 1019883193 | SOFCLAIFMMF | S OF C LAIF | 12/31/2024 | | 282.60 | 282.60 | 282.60 | 282.60 |
| 1067192501 | SOFCLAIFMMF | S OF C LAIF | 12/31/2024 | | 352.83 | 352.83 | 352.83 | 352.83 |
| 1119058422 | SOFCLAIFMMF | S OF C LAIF | 12/31/2024 | | 383.64 | 383.64 | 383.64 | 383.64 |
| 1179317491 | SOFCLAIFMMF | S OF C LAIF | 12/31/2024 | | 431.25 | 431.25 | 431.25 | 431.25 |
| 821801182 | SOFCLAIFMMF | S OF C LAIF | 12/31/2024 | | 41,438.47 | 41,438.47 | 41,438.47 | 41,438.47 |
| MMFUND TOTAL | | | | | 43,358.49 | 43,358.49 | 43,358.49 | 43,358.49 |
| WASIA TOTAL | | | | | 43,358.49 | 43,358.49 | 43,358.49 | 43,358.49 |
| GRAND TOTAL | | | | | 331,845,276.04 | 329,968,789.09 | 329,311,853.82 | 306,264,796.99 |

LOS ANGELES COUNTY TREASURER
TRUSTEE & MANAGED FUNDS
AS OF FEBRUARY 29, 2024
TRUSTEE: DEUTSCHE BANK
ATTACHMENT XI

| ISSUE DATE | FUND TITLE | FUND BALANCE |
|-----------------------|--|-------------------------------------|
| 08/31/11 | HIGH DESERT COMPLEX SOLAR PROJECTS 2011 QECB | <u>2,930,306.24</u> |
| | DEUTSCHE BANK - TRUSTEE TOTAL | <u><u>\$2,930,306.24</u></u> |

LOS ANGELES COUNTY TREASURER
TRUSTEE & MANAGED FUNDS
AS OF FEBRUARY 29, 2024
TRUSTEE: BANK OF NEW YORK MELLON TRUST COMPANY
ATTACHMENT XI

| ISSUE DATE | FUND TITLE | FUND BALANCE |
|-----------------------|--|--------------------------------------|
| 03/08/06 | CCTSA TOBACCO BONDS 2006 | 1.00 |
| 06/10/20 | CCTSA TOBACCO BONDS 2020 | 19,100,248.77 |
| 01/30/03 | FLOOD CONTROL REFUNDING SER 2003A & 2005A | 41.81 |
| 12/21/11 | LAC-CAL 2011 SERIES A | 1,919.34 |
| 12/11/96 | LACPWFA REFUNDING 1996 SERIES A & B | 333,020.39 |
| | BANK OF NEW YORK MELLON TRUST COMPANY - TRUSTEE TOTAL | <u><u>\$19,435,231.31</u></u> |

LOS ANGELES COUNTY TREASURER
TRUSTEE & MANAGED FUNDS
AS OF FEBRUARY 29, 2024
TRUSTEE: U.S. BANK
ATTACHMENT XI

| ISSUE DATE | FUND TITLE | FUND BALANCE |
|-----------------------|--|--------------------------------------|
| 04/05/19 | LAC-CAL 2019 COMMERCIAL PAPER | 6,440,566.29 |
| 07/26/18 | LEASE REVENUE BONDS (2018 SERIES A & B) | 23,917,629.42 |
| 03/02/05 | MASTER REFUNDING 2005A | 10,092.11 |
| 11/23/10 | MULTIPLE CAPITAL FAC PROJ I A & B (2010) | 51,704,317.69 |
| 11/03/20 | LEASE REVENUE BONDS (2020 SERIES A LACMA) | 3,951.41 |
| 07/20/22 | CFD NO. 2021-01 IMPROVEMENT AREA 1 SERIES 2022 | 8,237,501.06 |
| | U.S. BANK - TRUSTEE TOTAL | <u><u>\$90,314,057.98</u></u> |

LOS ANGELES COUNTY TREASURER
TRUSTEE & MANAGED FUNDS
AS OF FEBRUARY 29, 2024
TRUSTEE: ZIONS BANK
ATTACHMENT XI

| ISSUE DATE | FUND TITLE | FUND BALANCE |
|-----------------------|---|--------------------------------------|
| 02/04/15 | MULTIPLE CAPITAL PROJECTS (2015 SERIES A) | 4,106,415.55 |
| 09/02/15 | MULTIPLE CAPITAL PROJECTS (2015 SERIES B & C) | 15,285,178.85 |
| 03/17/16 | LEASE REVENUE BONDS (2016 SERIES D) | 1,471,343.14 |
| 10/28/21 | LACPWFA LEASE REVENUE BONDS (2021 SERIES F) | 10,647,233.64 |
| 04/13/22 | LACRFA LEASE REVENUE REFUNDING BONDS 2022 | <u>3,349,212.00</u> |
| | ZIONS BANK - TRUSTEE TOTAL | <u><u>\$34,859,383.18</u></u> |

LOS ANGELES COUNTY TREASURER
TRUSTEE & MANAGED FUNDS
AS OF FEBRUARY 29, 2024
TRUSTEE: LOS ANGELES COUNTY
ATTACHMENT XI

| ISSUE DATE | FUND TITLE | FUND BALANCE |
|---------------|----------------------------------|-----------------------------------|
| | SPECIAL SAFEKEEPING (KNOX-KEENE) | <u>305,302.56</u> |
| | TREASURER TOTAL | <u><u>\$305,302.56</u></u> |

LOS ANGELES COUNTY TREASURER
 FLOATING RATE SECURITIES - PSI NON-TRADING
 AS OF FEBRUARY 29, 2024
 ATTACHMENT XII

| INV ID | Instrument Description | Face Rate | Maturity Date | Par | Cost | Reset Provisions |
|--|------------------------|-----------|---------------|----------------------|----------------------|---|
| <u>CORPORATE AND AGENCY ISSUED</u> | | | | | | |
| LACCAL BANS | | | | | | |
| 1052207560 | LAC-CAL BANS | 5.755% | 06/30/25 | 5,000,000.00 | 5,000,000.00 | 6-month U.S. Treasury Bill + 50% at the time of draw. Interest adjusted on Jan 2 and July 1. |
| 1215324857 | LAC-CAL BANS | 5.824% | 06/30/26 | 10,000,000.00 | 10,000,000.00 | |
| LACCAL BANS TOTAL | | | | 15,000,000.00 | 15,000,000.00 | Interest accrued to that point will be payable on that date. Reset to Bank of America prime rate on the 3rd reset date. |
| LOS ANGELES COUNTY ISSUED TOTAL | | | | 15,000,000.00 | 15,000,000.00 | |
| NTRD - PSI NON-TRADING Total | | | | 15,000,000.00 | 15,000,000.00 | |
| BANS as a Percentage of Total Floating Rate Notes | | | | | 100.00% | |

LOS ANGELES COUNTY TREASURER
BOND ANTICIPATION NOTES / LACCAL
AS OF FEBRUARY 29, 2024
ATTACHMENT XIII

| INV ID | DESCRIPTION | DRAW DATE | AMOUNT | RATE |
|------------|--------------|-----------|-----------------------------|--------|
| 1052207560 | LAC-CAL BANS | 06/14/23 | 5,000,000.00 | 5.755% |
| 1215324857 | LAC-CAL BANS | 02/29/24 | 10,000,000.00 | 5.824% |
| | | | <u>15,000,000.00</u> | |

LOS ANGELES COUNTY TREASURER
INVENTORY REPORT - TOTALS SECTION
SECURITY TYPE GROUPING - COST & WTG AVG DAYS TO MATURITY
AS OF FEBRUARY 29, 2024
ATTACHMENT XIV

| SECURITY TYPE | NON-TRADING | | TRADING | |
|----------------------|----------------------------|--------------------|---------------|------------------|
| | COST | WTD AVG DTM | COST | WTD AVG DTM |
| AGENCIES | 28,859,479,677.09 | 1,246.00 DAYS | 0.00 | 0.00 DAYS |
| COLLATERALIZED CDS | 0.00 | 0.00 DAYS | 0.00 | 0.00 DAYS |
| NEGOTIABLE CDS | 2,300,000,000.00 | 68.00 DAYS | 0.00 | 0.00 DAYS |
| EURO CDS | 0.00 | 0.00 DAYS | 0.00 | 0.00 DAYS |
| CORP & DEPOSIT NOTES | 10,998,698.17 | 110.00 DAYS | 0.00 | 0.00 DAYS |
| BANKERS ACCEPTANCE | 0.00 | 0.00 DAYS | 0.00 | 0.00 DAYS |
| COMMERCIAL PAPER | 14,965,938,937.83 | 53.00 DAYS | 0.00 | 0.00 DAYS |
| MUNICIPALS | 38,178,079.40 | 382.00 DAYS | 0.00 | 0.00 DAYS |
| GOVERNMENTS | 10,356,043,376.49 | 290.00 DAYS | 0.00 | 0.00 DAYS |
| REPURCHASE AGREEMENT | 0.00 | 0.00 DAYS | 0.00 | 0.00 DAYS |
| ASSET BACKED | 0.00 | 0.00 DAYS | 0.00 | 0.00 DAYS |
| OTHER | 0.00 | 0.00 DAYS | 0.00 | 0.00 DAYS |
| TOTAL | \$56,530,638,768.98 | 705.00 DAYS | \$0.00 | 0.00 DAYS |

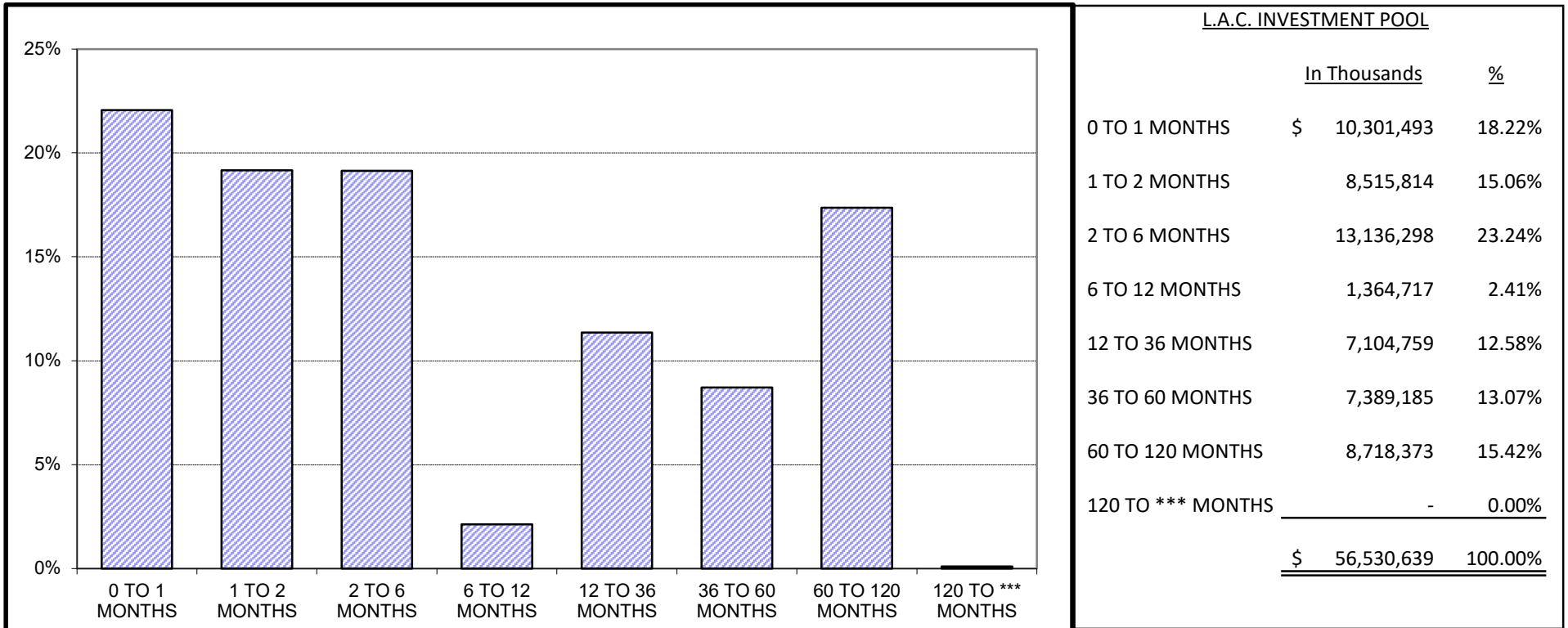
LOS ANGELES COUNTY TREASURER
INVENTORY REPORT - TOTALS SECTION
MATURITY RANGE GROUPING
AS OF FEBRUARY 29, 2024
ATTACHMENT XV

| Maturity Range | Date Range | Amortized Cost | % |
|-------------------------|---------------------|-----------------------------|----------------|
| PSI - NTRD/TRD | | | |
| 0 to 1 Months | 03/01/24 - 03/31/24 | \$ 10,301,492,571.82 | 18.22% |
| 1 to 2 Months | 04/01/24 - 04/30/24 | \$ 8,515,814,103.32 | 15.06% |
| 2 to 3 Months | 05/01/24 - 05/31/24 | \$ 9,412,498,155.34 | 16.65% |
| 3 to 4 Months | 06/01/24 - 06/30/24 | \$ 3,123,361,753.43 | 5.53% |
| 4 to 5 Months | 07/01/24 - 07/31/24 | \$ 311,974,379.32 | 0.55% |
| 5 to 6 Months | 08/01/24 - 08/31/24 | \$ 288,463,576.80 | 0.51% |
| 6 to 12 Months | 09/01/24 - 02/28/25 | \$ 1,364,717,510.27 | 2.41% |
| 12 to 24 Months | 03/01/25 - 02/28/26 | \$ 3,503,880,982.97 | 6.20% |
| 24 to 36 Months | 03/01/26 - 02/28/27 | \$ 3,600,877,567.05 | 6.38% |
| 36 to 48 Months | 03/01/27 - 02/29/28 | \$ 4,507,924,415.03 | 7.97% |
| 48 to 60 Months | 03/01/28 - 02/28/29 | \$ 2,881,260,353.24 | 5.10% |
| 60 to 120 Months | 03/01/29 - 02/28/34 | \$ 8,718,373,400.39 | 15.42% |
| 120 to *** Months | 03/01/34 - | \$ - | 0.00% |
| Portfolio Total: | | \$ 56,530,638,768.98 | 100.00% |
| AVCCD | | | |
| 120 to *** Months | 03/01/34 - | \$ 25,230,000.00 | 100.0% |
| Portfolio Total: | | \$ 25,230,000.00 | 100.0% |
| ESUSD | | | |
| 120 to *** Months | 03/01/34 - | \$ 16,000,000.00 | 100.0% |
| Portfolio Total: | | \$ 16,000,000.00 | 100.0% |
| FIRST5LA | | | |
| 12 to 24 Months | 03/01/25 - 02/28/26 | \$ 134,000,000.00 | 100.0% |
| Portfolio Total: | | \$ 134,000,000.00 | 100.0% |
| GF | | | |
| 36 to 48 Months | 03/01/27 - 02/29/28 | \$ 2,060,000.00 | 100.0% |
| Portfolio Total: | | \$ 2,060,000.00 | 100.0% |
| PHHPA | | | |
| 120 to *** Months | 03/01/34 - | \$ 32,175,000.00 | 100.0% |
| Portfolio Total: | | \$ 32,175,000.00 | 100.0% |
| SCP61 | | | |
| 3 to 4 Months | 06/01/24 - 06/30/24 | \$ 9,843,366.67 | 33.4% |
| 6 to 12 Months | 09/01/24 - 02/28/25 | \$ 19,653,563.04 | 66.6% |
| Portfolio Total: | | \$ 29,496,929.71 | 100.0% |
| SCP66 | | | |
| 3 to 4 Months | 06/01/24 - 06/30/24 | \$ 9,843,366.67 | 50.5% |
| 6 to 12 Months | 09/01/24 - 02/28/25 | \$ 9,646,616.67 | 49.5% |
| Portfolio Total: | | \$ 19,489,983.34 | 100.0% |
| SCU5F | | | |
| 3 to 4 Months | 06/01/24 - 06/30/24 | \$ 9,843,366.67 | 33.8% |
| 6 to 12 Months | 09/01/24 - 02/28/25 | \$ 19,293,233.33 | 66.2% |
| Portfolio Total: | | \$ 29,136,600.00 | 100.0% |

LOS ANGELES COUNTY TREASURER
INVENTORY REPORT - TOTALS SECTION
MATURITY RANGE GROUPING
AS OF FEBRUARY 29, 2024
ATTACHMENT XV

| Maturity Range | Date Range | Amortized Cost | % |
|-------------------------|---------------------|-------------------------|---------------|
| SCAQMD | | | |
| 6 to 12 Months | 09/01/24 - 02/28/25 | \$ 38,747,776.61 | 100.0% |
| Portfolio Total: | | \$ 38,747,776.61 | 100.0% |
| SLIM | | | |
| 6 to 12 Months | 09/01/24 - 02/28/25 | \$ 3,589,140.94 | 100.0% |
| Portfolio Total: | | \$ 3,589,140.94 | 100.0% |
| WASIA | | | |
| 6 to 12 Months | 09/01/24 - 02/28/25 | \$ 43,358.49 | 100.0% |
| Portfolio Total: | | \$ 43,358.49 | 100.0% |

**LOS ANGELES COUNTY TREASURER
COMPOSITION OF PSI PORTFOLIO BY MATURITY
AS OF FEBRUARY 29, 2024
ATTACHMENT XVI**



Maturity Limits Are In Compliance With The Los Angeles County Treasurer's Investment Policy.

**LOCAL AGENCY INVESTMENT FUND
 FOR SPECIFIC INVESTMENTS
 AS OF FEBRUARY 29, 2024
 ATTACHMENT XVII**

| ISSUE DATE | FUND TITLE | FUND BALANCE |
|-----------------------|---|-------------------------------|
| | SOUTH COAST AIR QUALITY MGMT DISTRICT (SCAQMD) | \$38,747,776.61 |
| | SCHOOLS LINKED FOR INSURANCE MANAGEMENT (SLIM) | 3,589,140.94 |
| | WHITTIER AREA SCHOOLS INSURANCE AUTHORITY (WASIA) | <u>43,358.49</u> |
| | LAIF TOTAL | <u><u>\$42,380,276.04</u></u> |

Fiona Ma, CPA

Treasurer

State of California



**POOLED MONEY
INVESTMENT BOARD REPORT**

JANUARY 31, 2024

STATE OF CALIFORNIA
STATE TREASURER'S OFFICE

POOLED MONEY INVESTMENT BOARD REPORT

JANUARY 2024

TABLE OF CONTENTS

| | |
|--|----|
| SUMMARY..... | 01 |
| SELECTED INVESTMENT DATA..... | 02 |
| PORTFOLIO COMPOSITION..... | 03 |
| INVESTMENT TRANSACTIONS..... | 04 |
| TIME DEPOSITS..... | 25 |
| BANK DEMAND DEPOSITS..... | 31 |
| POOLED MONEY INVESTMENT BOARD DESIGNATION... | 32 |



POOLED MONEY INVESTMENT ACCOUNT

Summary of Investment Data A Comparison of January 2024 with January 2023

(Dollars In Thousands)

| | January 2024 | January 2023 | Change |
|---|--------------|--------------|-------------|
| Average Daily Portfolio (\$) | 161,581,534 | 202,976,952 | -41,395,418 |
| Accrued Earnings (\$) | 549,052 | 418,068 | +130,984 |
| Effective Yield (%) | 4.012 | 2.425 | +1.587 |
| Average Life-Month End (In Days) | 212 | 273 | -61 |
| Total Security Transactions | | | |
| Amount (\$) | 38,448,354 | 39,985,047 | -1,536,693 |
| Number | 777 | 787 | -10 |
| Total Time Deposit Transactions | | | |
| Amount (\$) | 2,684,000 | 2,587,000 | +97,000 |
| Number | 72 | 80 | -8 |
| Average Workday Investment Activity (\$) | 1,958,684 | 2,128,602 | -169,918 |
| Prescribed Demand Account Balances For Services (\$) | 181,000 | 188,000 | -7,000 |



Selected Investment Data Analysis of the Pooled Money Investment Account Portfolio

(Dollars In Thousands)

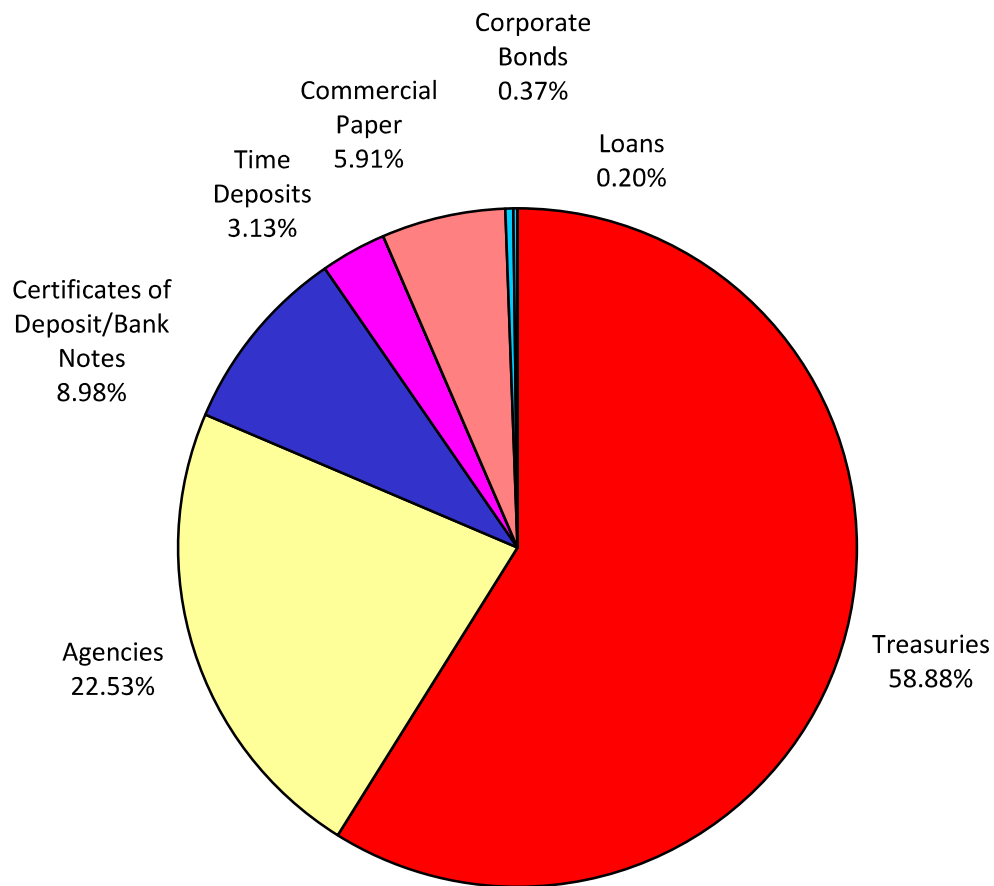
January 31, 2024

| <u>TYPE OF SECURITY</u> | <u>AMOUNT (\$)</u> | <u>*PERCENT OF PORTFOLIO</u> | <u>*DIFFERENCE IN PERCENT OF PORTFOLIO FROM PRIOR MONTH</u> |
|--------------------------------|--------------------|------------------------------|---|
| Government | | | |
| Bills | 29,367,637 | 17.71 | +0.63 |
| Bonds | 0 | 0.00 | 0 |
| Notes | 68,276,646 | 41.17 | -2.97 |
| Strips | 0 | 0.00 | 0 |
| Total Government | <u>97,644,283</u> | <u>58.88</u> | <u>-2.34</u> |
| Agency Debentures | 12,223,479 | 7.38 | -0.40 |
| Certificates of Deposit | 14,900,000 | 8.98 | +1.26 |
| Bank Notes | 0 | 0.00 | 0 |
| Repurchases | 0 | 0.00 | 0 |
| Agency Discount Notes | 25,131,551 | 15.15 | +1.49 |
| Time Deposits | 5,188,000 | 3.13 | -0.21 |
| GNMAs | 0 | 0.00 | 0 |
| Commercial Paper | 9,797,911 | 5.91 | +0.20 |
| Remics | 2,112 | 0.00 | 0 |
| Corporate Bonds | 621,664 | 0.37 | +0.01 |
| PMIA Loans | 325,717 | 0.20 | -0.01 |
| GF Loans | 0 | 0.00 | 0 |
| Other | 0 | 0.00 | 0 |
| Reversed Repurchases | 0 | 0.00 | 0 |
| Total (All Types) | <u>165,834,717</u> | <u>100.00</u> | |

*Percentages may be off due to rounding.

| <u>INVESTMENT ACTIVITY</u> | <u>January 2024</u> | | <u>December 2023</u> | |
|---|---------------------|--------------------|----------------------|--------------------|
| | <u>NUMBER</u> | <u>AMOUNT (\$)</u> | <u>NUMBER</u> | <u>AMOUNT (\$)</u> |
| Pooled Money | 777 | 38,448,354 | 673 | 33,424,689 |
| Time Deposits | 72 | 2,684,000 | 38 | 1,401,000 |
| Other | 3 | 680,420 | 32 | 2,373,312 |
| Total | <u>852</u> | <u>41,812,774</u> | <u>743</u> | <u>37,199,001</u> |
| PMIA Monthly Average Effective Yield (%) | | 4.012 | 3.929 | |
| Year to Date Yield Last Day of Month (%) | | 3.667 | 3.610 | |

Pooled Money Investment Account Portfolio Composition \$165.8 billion 01/31/2024



Percentages may not total 100%, due to rounding.

INVESTMENT TRANSACTIONS

| <u>DATE</u> | <u>TYPE</u> | <u>a/</u> <u>DESCRIPTION</u> | <u>CPN (%)</u> | <u>MATURITY</u> <u>DATE</u> | <u>b/</u> <u>TRANS</u> <u>YIELD (%)</u> | <u>d/</u> <u>PAR (\$)</u> <u>(000)</u> | <u>DAYS</u> <u>HELD</u> | <u>AMOUNT</u> <u>EARNED (\$)</u> | <u>EFFECTIVE</u> <u>YIELD (%)</u> |
|-----------------|--------------------|---------------------------------|----------------|--------------------------------|---|--|----------------------------|-------------------------------------|--------------------------------------|
| 01/02/24 | REDEMPTIONS | | | | | | | | |
| | CP | MUFG BK | | 01/02/24 | 5.300 | 50,000 | 22 | 161,944.44 | 5.391 |
| | CP | MUFG BK | | 01/02/24 | 5.300 | 50,000 | 22 | 161,944.44 | 5.391 |
| | DEB | FHLB | 4.810 | 01/02/24 | 4.810 | 50,000 | 349 | 2,298,111.11 | 4.807 |
| | DEB | FHLB | 4.810 | 01/02/24 | 4.810 | 50,000 | 349 | 2,298,111.11 | 4.807 |
| | DEB | FNMA | 4.800 | 01/02/24 | 4.800 | 50,000 | 362 | 2,380,000.00 | 4.799 |
| | DEB | FNMA | 4.800 | 01/02/24 | 4.800 | 50,000 | 362 | 2,380,000.00 | 4.799 |
| | DN | FNMA | | 01/02/24 | 5.240 | 50,000 | 21 | 152,833.33 | 5.329 |
| | DN | FNMA | | 01/02/24 | 5.240 | 50,000 | 21 | 152,833.33 | 5.329 |
| | DN | FHLB | | 01/02/24 | 4.850 | 50,000 | 321 | 2,162,291.67 | 5.140 |
| | DN | FHLB | | 01/02/24 | 4.625 | 50,000 | 350 | 2,248,263.89 | 4.910 |
| | DN | FHLB | | 01/02/24 | 4.625 | 50,000 | 350 | 2,248,263.89 | 4.910 |
| | DN | FHLB | | 01/02/24 | 4.690 | 50,000 | 362 | 2,358,027.78 | 4.990 |
| | DN | FHLB | | 01/02/24 | 4.690 | 50,000 | 362 | 2,358,027.78 | 4.990 |
| | DN | FFCB | | 01/02/24 | 4.600 | 50,000 | 363 | 2,319,166.67 | 4.891 |
| | DN | FFCB | | 01/02/24 | 4.600 | 50,000 | 363 | 2,319,166.67 | 4.891 |
| | TR | BILL | | 01/02/24 | 5.290 | 50,000 | 83 | 609,819.44 | 5.430 |
| | TR | BILL | | 01/02/24 | 5.290 | 50,000 | 83 | 609,819.44 | 5.430 |
| | TR | BILL | | 01/02/24 | 5.290 | 50,000 | 83 | 609,819.44 | 5.430 |
| | TR | BILL | | 01/02/24 | 5.295 | 50,000 | 83 | 610,395.83 | 5.435 |
| | TR | BILL | | 01/02/24 | 5.295 | 50,000 | 83 | 610,395.83 | 5.435 |
| | TR | BILL | | 01/02/24 | 5.295 | 50,000 | 83 | 610,395.83 | 5.435 |
| | TR | BILL | | 01/02/24 | 5.295 | 50,000 | 83 | 610,395.83 | 5.435 |
| | TR | BILL | | 01/02/24 | 5.300 | 50,000 | 83 | 610,972.22 | 5.440 |
| | TR | BILL | | 01/02/24 | 5.300 | 50,000 | 83 | 610,972.22 | 5.440 |
| | TR | BILL | | 01/02/24 | 5.300 | 50,000 | 83 | 610,972.22 | 5.440 |
| | TR | BILL | | 01/02/24 | 5.310 | 50,000 | 89 | 656,375.00 | 5.455 |
| | TR | BILL | | 01/02/24 | 5.310 | 50,000 | 89 | 656,375.00 | 5.455 |
| | TR | BILL | | 01/02/24 | 5.310 | 50,000 | 89 | 656,375.00 | 5.455 |
| | TR | BILL | | 01/02/24 | 5.310 | 50,000 | 89 | 656,375.00 | 5.455 |
| | TR | BILL | | 01/02/24 | 5.310 | 50,000 | 89 | 656,375.00 | 5.455 |
| | TR | BILL | | 01/02/24 | 5.310 | 50,000 | 89 | 656,375.00 | 5.455 |
| | TR | BILL | | 01/02/24 | 5.310 | 50,000 | 89 | 656,375.00 | 5.455 |
| | TR | BILL | | 01/02/24 | 5.295 | 50,000 | 113 | 831,020.83 | 5.459 |
| | TR | BILL | | 01/02/24 | 5.295 | 50,000 | 113 | 831,020.83 | 5.459 |
| | TR | BILL | | 01/02/24 | 5.295 | 50,000 | 113 | 831,020.83 | 5.459 |
| | TR | BILL | | 01/02/24 | 5.295 | 50,000 | 113 | 831,020.83 | 5.459 |
| | TR | BILL | | 01/02/24 | 5.295 | 50,000 | 113 | 831,020.83 | 5.459 |
| | TR | BILL | | 01/02/24 | 5.295 | 50,000 | 113 | 831,020.83 | 5.459 |
| | TR | BILL | | 01/02/24 | 5.305 | 50,000 | 117 | 862,062.50 | 5.473 |
| | TR | BILL | | 01/02/24 | 5.305 | 50,000 | 117 | 862,062.50 | 5.473 |
| | TR | BILL | | 01/02/24 | 5.305 | 50,000 | 117 | 862,062.50 | 5.473 |
| | TR | BILL | | 01/02/24 | 5.305 | 50,000 | 117 | 862,062.50 | 5.473 |
| 01/02/24 | PURCHASES | | | | | | | | |
| | CP | CHARIOT | | 03/01/24 | 5.400 | 50,000 | | | |
| | CP | CHARIOT | | 03/01/24 | 5.400 | 50,000 | | | |
| | CP | NATIXIS NY | | 08/01/24 | 5.210 | 50,000 | | | |
| | CP | NATIXIS NY | | 08/01/24 | 5.210 | 50,000 | | | |

INVESTMENT TRANSACTIONS

| <u>DATE</u> | <u>a/</u> <u>TYPE</u> | <u>DESCRIPTION</u> | <u>CPN (%)</u> | <u>MATURITY</u> <u>DATE</u> | <u>b/</u> <u>TRANS</u> <u>YIELD (%)</u> | <u>d/</u> <u>PAR (\$)</u> <u>(000)</u> | <u>DAYS</u> <u>HELD</u> | <u>AMOUNT</u> <u>EARNED (\$)</u> | <u>EFFECTIVE</u> <u>YIELD (%)</u> |
|-----------------|------------------------------|--------------------|----------------|--------------------------------|---|--|----------------------------|-------------------------------------|--------------------------------------|
| 01/02/24 | PURCHASES (Continued) | | | | | | | | |
| | DN | FNMA | | 01/10/24 | 5.210 | 50,000 | | | |
| | DN | FNMA | | 01/10/24 | 5.210 | 50,000 | | | |
| | DN | FNMA | | 01/12/24 | 5.210 | 50,000 | | | |
| | DN | FNMA | | 01/12/24 | 5.210 | 50,000 | | | |
| | DN | FHLB | | 05/24/24 | 5.075 | 50,000 | | | |
| | DN | FHLB | | 05/24/24 | 5.075 | 50,000 | | | |
| | DN | FHLB | | 05/29/24 | 5.060 | 50,000 | | | |
| | DN | FHLB | | 05/29/24 | 5.060 | 50,000 | | | |
| | TR | BILL | | 05/09/24 | 5.123 | 50,000 | | | |
| | TR | BILL | | 05/09/24 | 5.123 | 50,000 | | | |
| | TR | BILL | | 05/09/24 | 5.123 | 50,000 | | | |
| | TR | BILL | | 05/09/24 | 5.130 | 50,000 | | | |
| | TR | BILL | | 05/09/24 | 5.130 | 50,000 | | | |
| | TR | BILL | | 05/09/24 | 5.130 | 50,000 | | | |
| | TR | BILL | | 06/13/24 | 5.045 | 50,000 | | | |
| | TR | BILL | | 06/13/24 | 5.045 | 50,000 | | | |
| | TR | BILL | | 06/13/24 | 5.045 | 50,000 | | | |
| | TR | BILL | | 06/13/24 | 5.045 | 50,000 | | | |
| | TR | BILL | | 06/13/24 | 5.045 | 50,000 | | | |
| | TR | BILL | | 06/13/24 | 5.045 | 50,000 | | | |
| | TR | BILL | | 06/13/24 | 5.045 | 50,000 | | | |
| | TR | BILL | | 11/29/24 | 4.545 | 50,000 | | | |
| | TR | BILL | | 11/29/24 | 4.545 | 50,000 | | | |
| | TR | BILL | | 11/29/24 | 4.545 | 50,000 | | | |
| | YCD | DNB | 5.350 | 04/02/24 | 5.350 | 50,000 | | | |
| | YCD | DNB | 5.350 | 04/02/24 | 5.350 | 50,000 | | | |
| | YCD | FORTIS | 5.400 | 04/26/24 | 5.400 | 50,000 | | | |
| | YCD | FORTIS | 5.400 | 04/26/24 | 5.400 | 50,000 | | | |
| | YCD | SWEDBANK | 5.300 | 05/01/24 | 5.300 | 50,000 | | | |
| | YCD | SWEDBANK | 5.300 | 05/01/24 | 5.300 | 50,000 | | | |
| 01/03/24 | REDEMPTIONS | | | | | | | | |
| | DEB | FHLB | 4.750 | 01/03/24 | 4.868 | 50,000 | 364 | 2,425,402.78 | 4.870 |
| | DEB | FHLB | 4.750 | 01/03/24 | 4.868 | 50,000 | 364 | 2,425,402.78 | 4.870 |
| 01/03/24 | PURCHASES | | | | | | | | |
| | CP | RABO NY | | 01/10/24 | 5.300 | 50,000 | | | |
| | CP | RABO NY | | 01/10/24 | 5.300 | 50,000 | | | |
| | CP | RABO NY | | 01/10/24 | 5.300 | 50,000 | | | |
| | DN | FFCB | | 05/29/24 | 5.070 | 50,000 | | | |
| | DN | FFCB | | 05/29/24 | 5.070 | 50,000 | | | |
| | DN | IBRD | | 05/29/24 | 5.100 | 50,000 | | | |
| | DN | IBRD | | 05/29/24 | 5.100 | 50,000 | | | |
| | DN | IBRD | | 06/10/24 | 5.100 | 50,000 | | | |
| | DN | IBRD | | 06/10/24 | 5.100 | 50,000 | | | |

INVESTMENT TRANSACTIONS

| <u>DATE</u> | <u>TYPE</u> | <u>a/</u> <u>DESCRIPTION</u> | <u>CPN (%)</u> | <u>MATURITY</u> <u>DATE</u> | <u>b/</u> <u>TRANS</u> <u>YIELD (%)</u> | <u>d/</u> <u>PAR (\$)</u> <u>(000)</u> | <u>DAYS</u> <u>HELD</u> | <u>AMOUNT</u> <u>EARNED (\$)</u> | <u>EFFECTIVE</u> <u>YIELD (%)</u> |
|-------------|------------------------------|---------------------------------|----------------|--------------------------------|---|--|----------------------------|-------------------------------------|--------------------------------------|
| 01/03/24 | PURCHASES (Continued) | | | | | | | | |
| | TR | NOTE | 3.000 | 07/15/25 | 4.500 | 50,000 | | | |
| | TR | NOTE | 3.000 | 07/15/25 | 4.500 | 50,000 | | | |
| | TR | NOTE | 3.000 | 07/15/25 | 4.500 | 50,000 | | | |
| | TR | NOTE | 3.000 | 07/15/25 | 4.503 | 50,000 | | | |
| | TR | NOTE | 3.000 | 07/15/25 | 4.503 | 50,000 | | | |
| | TR | NOTE | 3.000 | 07/15/25 | 4.503 | 50,000 | | | |
| | TR | NOTE | 3.000 | 07/15/25 | 4.506 | 50,000 | | | |
| | TR | NOTE | 3.000 | 07/15/25 | 4.506 | 50,000 | | | |
| | TR | NOTE | 3.000 | 07/15/25 | 4.506 | 50,000 | | | |
| | TR | NOTE | 4.250 | 12/31/25 | 4.312 | 50,000 | | | |
| | TR | NOTE | 4.250 | 12/31/25 | 4.312 | 50,000 | | | |
| | TR | NOTE | 4.250 | 12/31/25 | 4.312 | 50,000 | | | |
| | TR | NOTE | 4.250 | 12/31/25 | 4.316 | 50,000 | | | |
| | TR | NOTE | 4.250 | 12/31/25 | 4.316 | 50,000 | | | |
| | TR | NOTE | 4.250 | 12/31/25 | 4.316 | 50,000 | | | |
| | YCD | SUMITOMO | 5.280 | 05/01/24 | 5.280 | 50,000 | | | |
| | YCD | SUMITOMO | 5.280 | 05/01/24 | 5.280 | 50,000 | | | |
| | YCD | TORONTO | 5.330 | 07/29/24 | 5.330 | 50,000 | | | |
| | YCD | TORONTO | 5.330 | 07/29/24 | 5.330 | 50,000 | | | |

01/04/24 **NO REDEMPTIONS**

01/04/24 **PURCHASES**

| | | | | | | | | | |
|--|----|----------|--|----------|-------|--------|--|--|--|
| | CP | BNP NY | | 01/09/24 | 5.290 | 50,000 | | | |
| | CP | BNP NY | | 01/09/24 | 5.290 | 50,000 | | | |
| | CP | BNP NY | | 01/09/24 | 5.290 | 50,000 | | | |
| | CP | BNP NY | | 01/09/24 | 5.290 | 50,000 | | | |
| | CP | RABO NY | | 01/12/24 | 5.300 | 50,000 | | | |
| | CP | RABO NY | | 01/12/24 | 5.300 | 50,000 | | | |
| | CP | RABO NY | | 01/12/24 | 5.300 | 50,000 | | | |
| | CP | RABO NY | | 01/12/24 | 5.300 | 50,000 | | | |
| | CP | CR AG NY | | 02/09/24 | 5.300 | 50,000 | | | |
| | CP | CR AG NY | | 02/09/24 | 5.300 | 50,000 | | | |
| | CP | MUFG BK | | 02/12/24 | 5.300 | 50,000 | | | |
| | CP | MUFG BK | | 02/12/24 | 5.300 | 50,000 | | | |
| | CP | THUNDER | | 04/26/24 | 5.360 | 50,000 | | | |
| | CP | THUNDER | | 04/26/24 | 5.360 | 50,000 | | | |
| | CP | ING FDL | | 09/03/24 | 5.140 | 50,000 | | | |
| | CP | ING FDL | | 09/03/24 | 5.140 | 50,000 | | | |
| | DN | FHLMC | | 02/02/24 | 5.200 | 50,000 | | | |
| | DN | FHLMC | | 02/02/24 | 5.200 | 50,000 | | | |
| | DN | FHLMC | | 02/07/24 | 5.200 | 50,000 | | | |
| | DN | FHLMC | | 02/07/24 | 5.200 | 50,000 | | | |
| | TR | BILL | | 01/23/24 | 5.260 | 50,000 | | | |
| | TR | BILL | | 01/23/24 | 5.260 | 50,000 | | | |
| | TR | BILL | | 01/23/24 | 5.260 | 50,000 | | | |

INVESTMENT TRANSACTIONS

| <u>DATE</u> | <u>a/</u> <u>TYPE</u> | <u>DESCRIPTION</u> | <u>CPN (%)</u> | <u>MATURITY</u> <u>DATE</u> | <u>b/</u> <u>TRANS</u> <u>YIELD (%)</u> | <u>d/</u> <u>PAR (\$)</u> <u>(000)</u> | <u>DAYS</u> <u>HELD</u> | <u>AMOUNT</u> <u>EARNED (\$)</u> | <u>EFFECTIVE</u> <u>YIELD (%)</u> |
|-----------------|------------------------------|--------------------|----------------|--------------------------------|---|--|----------------------------|-------------------------------------|--------------------------------------|
| 01/04/24 | PURCHASES (Continued) | | | | | | | | |
| | TR | BILL | | 01/23/24 | 5.260 | 50,000 | | | |
| | TR | BILL | | 01/23/24 | 5.260 | 50,000 | | | |
| | TR | BILL | | 01/23/24 | 5.260 | 50,000 | | | |
| | TR | NOTE | 4.250 | 12/31/25 | 4.366 | 50,000 | | | |
| | TR | NOTE | 4.250 | 12/31/25 | 4.366 | 50,000 | | | |
| | TR | NOTE | 4.250 | 12/31/25 | 4.366 | 50,000 | | | |
| | TR | NOTE | 4.250 | 12/31/25 | 4.366 | 50,000 | | | |
| | TR | NOTE | 4.250 | 12/31/25 | 4.366 | 50,000 | | | |
| | TR | NOTE | 4.250 | 12/31/25 | 4.366 | 50,000 | | | |
| | YCD | DNB | 5.290 | 02/05/24 | 5.290 | 50,000 | | | |
| | YCD | DNB | 5.290 | 02/05/24 | 5.290 | 50,000 | | | |
| 01/05/24 | NO REDEMPTIONS | | | | | | | | |
| 01/05/24 | PURCHASES | | | | | | | | |
| | CD | US BANK | 5.250 | 02/12/24 | 5.250 | 50,000 | | | |
| | CD | US BANK | 5.250 | 02/12/24 | 5.250 | 50,000 | | | |
| | CP | SOC GEN NY | | 01/24/24 | 5.300 | 50,000 | | | |
| | CP | SOC GEN NY | | 01/24/24 | 5.300 | 50,000 | | | |
| | DN | FNMA | | 02/12/24 | 5.205 | 50,000 | | | |
| | DN | FNMA | | 02/12/24 | 5.205 | 50,000 | | | |
| | DN | FNMA | | 02/12/24 | 5.205 | 50,000 | | | |
| | DN | FNMA | | 02/12/24 | 5.205 | 50,000 | | | |
| | DN | FNMA | | 05/01/24 | 5.115 | 50,000 | | | |
| | DN | FNMA | | 05/01/24 | 5.115 | 50,000 | | | |
| | DN | FHLB | | 05/29/24 | 5.080 | 50,000 | | | |
| | DN | FHLB | | 05/29/24 | 5.080 | 50,000 | | | |
| | DN | FHLB | | 10/01/24 | 4.820 | 50,000 | | | |
| | DN | FHLB | | 10/01/24 | 4.820 | 50,000 | | | |
| | TR | BILL | | 02/27/24 | 5.269 | 50,000 | | | |
| | TR | BILL | | 02/27/24 | 5.269 | 50,000 | | | |
| | TR | BILL | | 02/27/24 | 5.270 | 50,000 | | | |
| | TR | BILL | | 02/27/24 | 5.270 | 50,000 | | | |
| | YCD | KBC | 5.310 | 02/12/24 | 5.310 | 50,000 | | | |
| | YCD | KBC | 5.310 | 02/12/24 | 5.310 | 50,000 | | | |
| | YCD | BNP | 5.390 | 05/08/24 | 5.390 | 50,000 | | | |
| | YCD | BNP | 5.390 | 05/08/24 | 5.390 | 50,000 | | | |
| 01/08/24 | NO REDEMPTIONS | | | | | | | | |
| 01/08/24 | PURCHASES | | | | | | | | |
| | CP | CR AG NY | | 02/12/24 | 5.300 | 50,000 | | | |
| | CP | CR AG NY | | 02/12/24 | 5.300 | 50,000 | | | |
| | YCD | DNB | 5.280 | 02/12/24 | 5.280 | 50,000 | | | |
| | YCD | DNB | 5.280 | 02/12/24 | 5.280 | 50,000 | | | |

INVESTMENT TRANSACTIONS

| <u>DATE</u> | <u>TYPE</u> | <u>a/</u> <u>DESCRIPTION</u> | <u>CPN (%)</u> | <u>MATURITY</u> <u>DATE</u> | <u>b/</u> <u>TRANS</u> <u>YIELD (%)</u> | <u>d/</u> <u>PAR (\$)</u> <u>(000)</u> | <u>DAYS</u> <u>HELD</u> | <u>AMOUNT</u> <u>EARNED (\$)</u> | <u>EFFECTIVE</u> <u>YIELD (%)</u> |
|-------------|--------------------|---------------------------------|----------------|--------------------------------|---|--|----------------------------|-------------------------------------|--------------------------------------|
| 01/09/24 | REDEMPTIONS | | | | | | | | |
| | CP | BNP NY | | 01/09/24 | 5.290 | 50,000 | 5 | 36,736.11 | 5.367 |
| | CP | BNP NY | | 01/09/24 | 5.290 | 50,000 | 5 | 36,736.11 | 5.367 |
| | CP | BNP NY | | 01/09/24 | 5.290 | 50,000 | 5 | 36,736.11 | 5.367 |
| | CP | BNP NY | | 01/09/24 | 5.290 | 50,000 | 5 | 36,736.11 | 5.367 |
| | CP | APPLE | | 01/09/24 | 5.290 | 50,000 | 26 | 191,027.78 | 5.384 |
| | CP | JUPITER | | 01/09/24 | 5.390 | 50,000 | 29 | 217,097.22 | 5.489 |
| | CP | CHARIOT | | 01/09/24 | 5.390 | 50,000 | 32 | 239,555.56 | 5.491 |
| | CP | MUFG BK | | 01/09/24 | 5.390 | 50,000 | 35 | 262,013.89 | 5.494 |
| | CP | MUFG BK | | 01/09/24 | 5.390 | 50,000 | 35 | 262,013.89 | 5.494 |
| | DN | FHLMC | | 01/09/24 | 5.240 | 50,000 | 22 | 160,111.11 | 5.330 |
| | DN | FHLMC | | 01/09/24 | 5.240 | 50,000 | 22 | 160,111.11 | 5.330 |
| | DN | FNMA | | 01/09/24 | 5.240 | 50,000 | 28 | 203,777.78 | 5.335 |
| | DN | FNMA | | 01/09/24 | 5.240 | 50,000 | 28 | 203,777.78 | 5.335 |
| | TR | BILL | | 01/09/24 | 5.250 | 50,000 | 29 | 211,458.33 | 5.346 |
| | TR | BILL | | 01/09/24 | 5.250 | 50,000 | 29 | 211,458.33 | 5.346 |
| | TR | BILL | | 01/09/24 | 5.313 | 50,000 | 89 | 656,745.83 | 5.458 |
| | TR | BILL | | 01/09/24 | 5.313 | 50,000 | 89 | 656,745.83 | 5.458 |
| | TR | BILL | | 01/09/24 | 5.313 | 50,000 | 89 | 656,745.83 | 5.458 |
| | TR | BILL | | 01/09/24 | 5.315 | 50,000 | 89 | 656,993.06 | 5.461 |
| | TR | BILL | | 01/09/24 | 5.315 | 50,000 | 89 | 656,993.06 | 5.461 |
| | TR | BILL | | 01/09/24 | 5.315 | 50,000 | 89 | 656,993.06 | 5.461 |
| | TR | BILL | | 01/09/24 | 5.303 | 50,000 | 117 | 861,737.50 | 5.471 |
| | TR | BILL | | 01/09/24 | 5.303 | 50,000 | 117 | 861,737.50 | 5.471 |
| | TR | BILL | | 01/09/24 | 5.303 | 50,000 | 117 | 861,737.50 | 5.471 |
| | TR | BILL | | 01/09/24 | 5.305 | 50,000 | 117 | 862,062.50 | 5.473 |
| | TR | BILL | | 01/09/24 | 5.305 | 50,000 | 117 | 862,062.50 | 5.473 |
| | TR | BILL | | 01/09/24 | 5.305 | 50,000 | 117 | 862,062.50 | 5.473 |
| | TR | BILL | | 01/09/24 | 5.305 | 50,000 | 117 | 862,062.50 | 5.473 |
| | TR | BILL | | 01/09/24 | 5.305 | 50,000 | 117 | 862,062.50 | 5.473 |
| | TR | BILL | | 01/09/24 | 5.305 | 50,000 | 117 | 862,062.50 | 5.473 |
| | TR | BILL | | 01/09/24 | 5.305 | 50,000 | 117 | 862,062.50 | 5.473 |
| | TR | BILL | | 01/09/24 | 5.305 | 50,000 | 117 | 862,062.50 | 5.473 |
| | TR | BILL | | 01/09/24 | 5.305 | 50,000 | 117 | 862,062.50 | 5.473 |
| | TR | BILL | | 01/09/24 | 5.305 | 50,000 | 117 | 862,062.50 | 5.473 |
| | TR | BILL | | 01/09/24 | 5.305 | 50,000 | 117 | 862,062.50 | 5.473 |
| | TR | BILL | | 01/09/24 | 5.305 | 50,000 | 117 | 862,062.50 | 5.473 |
| | TR | BILL | | 01/09/24 | 5.313 | 50,000 | 117 | 863,362.50 | 5.481 |
| | TR | BILL | | 01/09/24 | 5.313 | 50,000 | 117 | 863,362.50 | 5.481 |
| | TR | BILL | | 01/09/24 | 5.313 | 50,000 | 117 | 863,362.50 | 5.481 |
| | YCD | NORINCHUK | 5.330 | 01/09/24 | 5.330 | 50,000 | 29 | 214,680.56 | 5.404 |
| | YCD | NORINCHUK | 5.330 | 01/09/24 | 5.330 | 50,000 | 29 | 214,680.56 | 5.404 |
| | YCD | KBC | 5.310 | 01/09/24 | 5.310 | 50,000 | 35 | 258,125.00 | 5.384 |
| | YCD | KBC | 5.310 | 01/09/24 | 5.310 | 50,000 | 35 | 258,125.00 | 5.384 |

INVESTMENT TRANSACTIONS

| <u>DATE</u> | <u>TYPE</u> | <u>a/</u> <u>DESCRIPTION</u> | <u>CPN (%)</u> | <u>MATURITY</u> <u>DATE</u> | <u>b/</u> <u>TRANS</u> <u>YIELD (%)</u> | <u>d/</u> <u>PAR (\$)</u> <u>(000)</u> | <u>DAYS</u> <u>HELD</u> | <u>AMOUNT</u> <u>EARNED (\$)</u> | <u>EFFECTIVE</u> <u>YIELD (%)</u> |
|-----------------|--------------------|---------------------------------|----------------|--------------------------------|---|--|----------------------------|-------------------------------------|--------------------------------------|
| 01/09/24 | PURCHASES | | | | | | | | |
| | CP | APPLE | | 01/29/24 | 5.300 | 50,000 | | | |
| | CP | APPLE | | 01/29/24 | 5.300 | 50,000 | | | |
| | CP | CHARIOT | | 03/25/24 | 5.380 | 50,000 | | | |
| | CP | ATLANTIC | | 05/03/24 | 5.340 | 50,000 | | | |
| | DN | IADB | | 02/12/24 | 5.300 | 50,000 | | | |
| | DN | IADB | | 02/12/24 | 5.300 | 50,000 | | | |
| | DN | FHLB | | 07/01/24 | 5.005 | 50,000 | | | |
| | DN | FHLB | | 07/01/24 | 5.005 | 50,000 | | | |
| | YCD | BNP | 5.350 | 07/01/24 | 5.350 | 50,000 | | | |
| | YCD | BNP | 5.350 | 07/01/24 | 5.350 | 50,000 | | | |
| | YCD | ANZ | 5.170 | 07/24/24 | 5.170 | 50,000 | | | |
| | YCD | ANZ | 5.170 | 07/24/24 | 5.170 | 50,000 | | | |
| 01/10/24 | REDEMPTIONS | | | | | | | | |
| | CP | RABO NY | | 01/10/24 | 5.300 | 50,000 | 7 | 51,527.78 | 5.379 |
| | CP | RABO NY | | 01/10/24 | 5.300 | 50,000 | 7 | 51,527.78 | 5.379 |
| | CP | RABO NY | | 01/10/24 | 5.300 | 50,000 | 7 | 51,527.78 | 5.379 |
| | DN | FNMA | | 01/10/24 | 5.210 | 50,000 | 8 | 57,888.89 | 5.288 |
| | DN | FNMA | | 01/10/24 | 5.210 | 50,000 | 8 | 57,888.89 | 5.288 |
| 01/10/24 | PURCHASES | | | | | | | | |
| | TR | BILL | | 02/27/24 | 5.248 | 50,000 | | | |
| | TR | BILL | | 02/27/24 | 5.248 | 50,000 | | | |
| | TR | BILL | | 02/27/24 | 5.250 | 50,000 | | | |
| | TR | BILL | | 02/27/24 | 5.250 | 50,000 | | | |
| | YCD | CR AG CIB | 5.300 | 02/27/24 | 5.300 | 50,000 | | | |
| | YCD | CR AG CIB | 5.300 | 02/27/24 | 5.300 | 50,000 | | | |
| 01/11/24 | REDEMPTIONS | | | | | | | | |
| | CP | DEERE CAP | | 01/11/24 | 5.400 | 50,000 | 87 | 652,500.00 | 5.547 |
| | CP | COCA COLA | | 01/11/24 | 5.240 | 50,000 | 182 | 1,324,555.56 | 5.457 |
| | TR | BILL | | 01/11/24 | 5.340 | 50,000 | 91 | 674,916.67 | 5.488 |
| | TR | BILL | | 01/11/24 | 5.340 | 50,000 | 91 | 674,916.67 | 5.488 |
| | TR | BILL | | 01/11/24 | 5.340 | 50,000 | 91 | 674,916.67 | 5.488 |
| | TR | BILL | | 01/11/24 | 5.340 | 50,000 | 91 | 674,916.67 | 5.488 |
| | TR | BILL | | 01/11/24 | 5.340 | 50,000 | 91 | 674,916.67 | 5.488 |
| | TR | BILL | | 01/11/24 | 5.340 | 50,000 | 91 | 674,916.67 | 5.488 |
| | TR | BILL | | 01/11/24 | 5.345 | 50,000 | 91 | 675,548.61 | 5.493 |
| | TR | BILL | | 01/11/24 | 5.345 | 50,000 | 91 | 675,548.61 | 5.493 |
| | TR | BILL | | 01/11/24 | 5.345 | 50,000 | 91 | 675,548.61 | 5.493 |
| | TR | BILL | | 01/11/24 | 5.275 | 50,000 | 101 | 739,965.28 | 5.429 |
| | TR | BILL | | 01/11/24 | 5.275 | 50,000 | 101 | 739,965.28 | 5.429 |
| | TR | BILL | | 01/11/24 | 5.275 | 50,000 | 101 | 739,965.28 | 5.429 |

INVESTMENT TRANSACTIONS

| <u>DATE</u> | <u>a/</u> <u>TYPE</u> | <u>DESCRIPTION</u> | <u>CPN (%)</u> | <u>MATURITY</u> <u>DATE</u> | <u>b/</u> <u>TRANS</u> <u>YIELD (%)</u> | <u>d/</u> <u>PAR (\$)</u> <u>(000)</u> | <u>DAYS</u> <u>HELD</u> | <u>AMOUNT</u> <u>EARNED (\$)</u> | <u>EFFECTIVE</u> <u>YIELD (%)</u> |
|-----------------|--------------------------------|--------------------|----------------|--------------------------------|---|--|----------------------------|-------------------------------------|--------------------------------------|
| 01/11/24 | REDEMPTIONS (Continued) | | | | | | | | |
| | TR | BILL | | 01/11/24 | 5.280 | 50,000 | 101 | 740,666.67 | 5.434 |
| | TR | BILL | | 01/11/24 | 5.280 | 50,000 | 101 | 740,666.67 | 5.434 |
| | TR | BILL | | 01/11/24 | 5.280 | 50,000 | 101 | 740,666.67 | 5.434 |
| | TR | BILL | | 01/11/24 | 5.260 | 50,000 | 164 | 1,198,111.11 | 5.464 |
| | TR | BILL | | 01/11/24 | 5.260 | 50,000 | 164 | 1,198,111.11 | 5.464 |
| | TR | BILL | | 01/11/24 | 5.260 | 50,000 | 164 | 1,198,111.11 | 5.464 |
| | TR | BILL | | 01/11/24 | 5.260 | 50,000 | 164 | 1,198,111.11 | 5.464 |
| | TR | BILL | | 01/11/24 | 5.260 | 50,000 | 164 | 1,198,111.11 | 5.464 |
| | TR | BILL | | 01/11/24 | 5.260 | 50,000 | 164 | 1,198,111.11 | 5.464 |
| | TR | BILL | | 01/11/24 | 5.265 | 50,000 | 164 | 1,199,250.00 | 5.469 |
| | TR | BILL | | 01/11/24 | 5.265 | 50,000 | 164 | 1,199,250.00 | 5.469 |
| | TR | BILL | | 01/11/24 | 5.265 | 50,000 | 164 | 1,199,250.00 | 5.469 |
| | TR | BILL | | 01/11/24 | 5.265 | 50,000 | 164 | 1,199,250.00 | 5.469 |
| | TR | BILL | | 01/11/24 | 5.275 | 50,000 | 168 | 1,230,833.33 | 5.483 |
| | TR | BILL | | 01/11/24 | 5.275 | 50,000 | 168 | 1,230,833.33 | 5.483 |
| | TR | BILL | | 01/11/24 | 5.275 | 50,000 | 168 | 1,230,833.33 | 5.483 |
| | TR | BILL | | 01/11/24 | 5.275 | 50,000 | 168 | 1,230,833.33 | 5.483 |
| | TR | BILL | | 01/11/24 | 5.275 | 50,000 | 168 | 1,230,833.33 | 5.483 |
| | TR | BILL | | 01/11/24 | 5.275 | 50,000 | 168 | 1,230,833.33 | 5.483 |
| | TR | BILL | | 01/11/24 | 5.235 | 50,000 | 176 | 1,279,666.67 | 5.447 |
| | TR | BILL | | 01/11/24 | 5.235 | 50,000 | 176 | 1,279,666.67 | 5.447 |
| | TR | BILL | | 01/11/24 | 5.235 | 50,000 | 176 | 1,279,666.67 | 5.447 |
| | TR | BILL | | 01/11/24 | 5.230 | 50,000 | 177 | 1,285,708.33 | 5.443 |
| | TR | BILL | | 01/11/24 | 5.230 | 50,000 | 177 | 1,285,708.33 | 5.443 |
| | TR | BILL | | 01/11/24 | 5.230 | 50,000 | 177 | 1,285,708.33 | 5.443 |
| | TR | BILL | | 01/11/24 | 5.230 | 50,000 | 177 | 1,285,708.33 | 5.443 |
| | TR | BILL | | 01/11/24 | 5.230 | 50,000 | 177 | 1,285,708.33 | 5.443 |
| | TR | BILL | | 01/11/24 | 5.240 | 50,000 | 182 | 1,324,555.56 | 5.457 |
| | TR | BILL | | 01/11/24 | 5.240 | 50,000 | 182 | 1,324,555.56 | 5.457 |
| | TR | BILL | | 01/11/24 | 5.243 | 50,000 | 182 | 1,325,313.89 | 5.461 |
| | TR | BILL | | 01/11/24 | 5.243 | 50,000 | 182 | 1,325,313.89 | 5.461 |
| 01/11/24 | NO PURCHASES | | | | | | | | |
| 01/12/24 | SALES | | | | | | | | |
| | TR | BILL | | 08/08/24 | 4.850 | 50,000 | 115 | 907,402.78 | 6.040 |
| | TR | BILL | | 11/29/24 | 4.585 | 50,000 | 10 | 45,236.11 | 3.447 |
| | TR | BILL | | 11/29/24 | 4.585 | 50,000 | 10 | 45,236.11 | 3.447 |
| | TR | BILL | | 11/29/24 | 4.585 | 50,000 | 10 | 45,236.11 | 3.447 |

INVESTMENT TRANSACTIONS

| <u>DATE</u> | <u>a/</u> <u>TYPE</u> | <u>DESCRIPTION</u> | <u>CPN (%)</u> | <u>MATURITY</u> <u>DATE</u> | <u>b/</u> <u>TRANS</u> <u>YIELD (%)</u> | <u>d/</u> <u>PAR (\$)</u> <u>(000)</u> | <u>DAYS</u> <u>HELD</u> | <u>AMOUNT</u> <u>EARNED (\$)</u> | <u>EFFECTIVE</u> <u>YIELD (%)</u> |
|-----------------|--------------------------|--------------------|----------------|--------------------------------|---|--|----------------------------|-------------------------------------|--------------------------------------|
| 01/12/24 | REDEMPTIONS | | | | | | | | |
| | CP | RABO NY | | 01/12/24 | 5.300 | 50,000 | 8 | 58,888.89 | 5.380 |
| | CP | RABO NY | | 01/12/24 | 5.300 | 50,000 | 8 | 58,888.89 | 5.380 |
| | CP | RABO NY | | 01/12/24 | 5.300 | 50,000 | 8 | 58,888.89 | 5.380 |
| | CP | RABO NY | | 01/12/24 | 5.300 | 50,000 | 8 | 58,888.89 | 5.380 |
| | DN | FNMA | | 01/12/24 | 5.210 | 50,000 | 10 | 72,361.11 | 5.290 |
| | DN | FNMA | | 01/12/24 | 5.210 | 50,000 | 10 | 72,361.11 | 5.290 |
| 01/12/24 | PURCHASES | | | | | | | | |
| | TR | BILL | | 02/27/24 | 5.230 | 50,000 | | | |
| | TR | BILL | | 02/27/24 | 5.230 | 50,000 | | | |
| | TR | BILL | | 02/27/24 | 5.230 | 50,000 | | | |
| | YCD | DNB | 5.280 | 02/27/24 | 5.280 | 50,000 | | | |
| | YCD | DNB | 5.280 | 02/27/24 | 5.280 | 50,000 | | | |
| | YCD | KBC | 5.310 | 02/27/24 | 5.310 | 50,000 | | | |
| | YCD | KBC | 5.310 | 02/27/24 | 5.310 | 50,000 | | | |
| 01/15/24 | REDEMPTIONS | | | | | | | | |
| | TR | NOTE | 0.125 | 01/15/24 | 0.213 | 50,000 | 1,091 | 317,668.76 | 0.213 |
| | TR | NOTE | 0.125 | 01/15/24 | 0.213 | 50,000 | 1,091 | 317,668.76 | 0.213 |
| | TR | NOTE | 0.125 | 01/15/24 | 0.213 | 50,000 | 1,091 | 317,668.76 | 0.213 |
| | TR | NOTE | 0.125 | 01/15/24 | 0.219 | 50,000 | 1,095 | 328,125.00 | 0.219 |
| | TR | NOTE | 0.125 | 01/15/24 | 0.219 | 50,000 | 1,095 | 328,125.00 | 0.219 |
| | TR | NOTE | 0.125 | 01/15/24 | 0.219 | 50,000 | 1,095 | 328,125.00 | 0.219 |
| | TR | NOTE | 0.125 | 01/15/24 | 0.219 | 50,000 | 1,095 | 328,125.00 | 0.219 |
| | TR | NOTE | 0.125 | 01/15/24 | 0.219 | 50,000 | 1,095 | 328,125.00 | 0.219 |
| | TR | NOTE | 0.125 | 01/15/24 | 0.219 | 50,000 | 1,095 | 328,125.00 | 0.219 |
| 01/16/24 | NO REDEMPTIONS | | | | | | | | |
| 01/16/24 | PURCHASES | | | | | | | | |
| | CB | WELLS FGO | 3.550 | 09/29/25 | 4.935 | 15,000 | | | |
| | CP | MUFG BK | | 02/27/24 | 5.300 | 50,000 | | | |
| | CP | MUFG BK | | 02/27/24 | 5.300 | 50,000 | | | |
| | CP | COCA COLA | | 06/10/24 | 5.250 | 50,000 | | | |
| | DEB | FFCB | 4.875 | 10/01/24 | 4.981 | 50,000 | | | |
| | DEB | FFCB | 4.875 | 10/01/24 | 4.981 | 50,000 | | | |
| | DEB | FHLB | 4.240 | 03/02/26 | 4.242 | 50,000 | | | |
| | DEB | FHLB | 4.240 | 03/02/26 | 4.242 | 50,000 | | | |
| | DEB | FHLB | 4.240 | 03/02/26 | 4.242 | 50,000 | | | |
| | DN | FNMA | | 02/27/24 | 5.215 | 50,000 | | | |
| | DN | FNMA | | 02/27/24 | 5.215 | 50,000 | | | |
| | DN | FNMA | | 02/27/24 | 5.220 | 50,000 | | | |
| | DN | FNMA | | 02/27/24 | 5.220 | 50,000 | | | |

INVESTMENT TRANSACTIONS

| <u>DATE</u> | <u>a/</u> <u>TYPE</u> | <u>DESCRIPTION</u> | <u>CPN (%)</u> | <u>MATURITY</u> <u>DATE</u> | <u>b/</u> <u>TRANS</u> <u>YIELD (%)</u> | <u>d/</u> <u>PAR (\$)</u> <u>(000)</u> | <u>DAYS</u> <u>HELD</u> | <u>AMOUNT</u> <u>EARNED (\$)</u> | <u>EFFECTIVE</u> <u>YIELD (%)</u> |
|-----------------|------------------------------|--------------------|----------------|--------------------------------|---|--|----------------------------|-------------------------------------|--------------------------------------|
| 01/16/24 | PURCHASES (Continued) | | | | | | | | |
| | TR | BILL | | 07/11/24 | 5.030 | 50,000 | | | |
| | TR | BILL | | 07/11/24 | 5.030 | 50,000 | | | |
| | TR | BILL | | 07/11/24 | 5.030 | 50,000 | | | |
| | TR | BILL | | 07/11/24 | 5.031 | 50,000 | | | |
| | TR | BILL | | 07/11/24 | 5.031 | 50,000 | | | |
| | TR | BILL | | 07/11/24 | 5.031 | 50,000 | | | |
| | YCD | NORINCHUK | 5.380 | 03/18/24 | 5.380 | 50,000 | | | |
| | YCD | NORINCHUK | 5.380 | 03/18/24 | 5.380 | 50,000 | | | |
| 01/17/24 | NO REDEMPTIONS | | | | | | | | |
| 01/17/24 | PURCHASES | | | | | | | | |
| | CP | CR AG NY | | 03/18/24 | 5.280 | 50,000 | | | |
| | CP | CR AG NY | | 03/18/24 | 5.280 | 50,000 | | | |
| | DEB | FHLB | 4.200 | 01/02/26 | 4.201 | 50,000 | | | |
| | DEB | FHLB | 4.200 | 01/02/26 | 4.201 | 50,000 | | | |
| | DEB | FHLB | 4.200 | 01/02/26 | 4.201 | 50,000 | | | |
| | DN | FHLMC | | 03/18/24 | 5.205 | 50,000 | | | |
| | DN | FHLMC | | 03/18/24 | 5.205 | 50,000 | | | |
| | DN | FHLMC | | 03/18/24 | 5.210 | 50,000 | | | |
| | DN | FHLMC | | 03/18/24 | 5.210 | 50,000 | | | |
| | DN | FHLMC | | 03/18/24 | 5.210 | 50,000 | | | |
| | DN | FHLMC | | 03/18/24 | 5.210 | 50,000 | | | |
| | DN | FNMA | | 05/01/24 | 5.100 | 50,000 | | | |
| | DN | FNMA | | 05/01/24 | 5.100 | 50,000 | | | |
| | DN | FHLB | | 06/27/24 | 5.015 | 50,000 | | | |
| | DN | FHLB | | 06/27/24 | 5.015 | 50,000 | | | |
| | TR | BILL | | 02/27/24 | 5.245 | 50,000 | | | |
| | TR | BILL | | 02/27/24 | 5.245 | 50,000 | | | |
| | TR | BILL | | 02/27/24 | 5.245 | 50,000 | | | |
| | TR | BILL | | 02/27/24 | 5.255 | 50,000 | | | |
| | TR | BILL | | 02/27/24 | 5.255 | 50,000 | | | |
| | TR | BILL | | 02/27/24 | 5.255 | 50,000 | | | |
| | TR | BILL | | 05/14/24 | 5.163 | 50,000 | | | |
| | TR | BILL | | 05/14/24 | 5.163 | 50,000 | | | |
| | TR | BILL | | 05/14/24 | 5.163 | 50,000 | | | |
| | TR | BILL | | 05/14/24 | 5.168 | 50,000 | | | |
| | TR | BILL | | 05/14/24 | 5.168 | 50,000 | | | |
| | TR | BILL | | 05/14/24 | 5.168 | 50,000 | | | |
| | TR | BILL | | 05/14/24 | 5.180 | 50,000 | | | |
| | TR | BILL | | 05/14/24 | 5.180 | 50,000 | | | |
| | TR | BILL | | 05/14/24 | 5.180 | 50,000 | | | |
| | TR | BILL | | 05/14/24 | 5.182 | 50,000 | | | |
| | TR | BILL | | 05/14/24 | 5.182 | 50,000 | | | |
| | TR | BILL | | 05/14/24 | 5.182 | 50,000 | | | |

INVESTMENT TRANSACTIONS

| <u>DATE</u> | <u>a/</u> <u>TYPE</u> | <u>DESCRIPTION</u> | <u>CPN (%)</u> | <u>MATURITY</u> <u>DATE</u> | <u>b/</u> <u>TRANS</u> <u>YIELD (%)</u> | <u>d/</u> <u>PAR (\$)</u> <u>(000)</u> | <u>DAYS</u> <u>HELD</u> | <u>AMOUNT</u> <u>EARNED (\$)</u> | <u>EFFECTIVE</u> <u>YIELD (%)</u> |
|-----------------|------------------------------|--------------------|----------------|--------------------------------|---|--|----------------------------|-------------------------------------|--------------------------------------|
| 01/17/24 | PURCHASES (Continued) | | | | | | | | |
| | TR | BILL | | 05/14/24 | 5.183 | 50,000 | | | |
| | TR | BILL | | 05/14/24 | 5.183 | 50,000 | | | |
| | TR | BILL | | 06/27/24 | 4.985 | 50,000 | | | |
| | TR | BILL | | 06/27/24 | 4.985 | 50,000 | | | |
| | TR | BILL | | 06/27/24 | 4.985 | 50,000 | | | |
| | TR | BILL | | 06/27/24 | 4.990 | 50,000 | | | |
| | TR | BILL | | 06/27/24 | 4.990 | 50,000 | | | |
| | TR | BILL | | 06/27/24 | 4.990 | 50,000 | | | |
| | TR | BILL | | 06/27/24 | 4.990 | 50,000 | | | |
| | TR | BILL | | 06/27/24 | 4.990 | 50,000 | | | |
| | TR | BILL | | 06/27/24 | 4.990 | 50,000 | | | |
| | TR | BILL | | 06/27/24 | 5.020 | 50,000 | | | |
| | TR | BILL | | 06/27/24 | 5.020 | 50,000 | | | |
| | TR | BILL | | 06/27/24 | 5.020 | 50,000 | | | |
| | TR | BILL | | 06/27/24 | 5.020 | 50,000 | | | |
| | TR | BILL | | 06/27/24 | 5.020 | 50,000 | | | |
| | TR | BILL | | 06/27/24 | 5.020 | 50,000 | | | |
| | TR | BILL | | 06/27/24 | 5.025 | 50,000 | | | |
| | TR | BILL | | 06/27/24 | 5.025 | 50,000 | | | |
| | TR | BILL | | 06/27/24 | 5.025 | 50,000 | | | |
| | YCD | SUMITOMO | 5.380 | 03/18/24 | 5.380 | 50,000 | | | |
| | YCD | SUMITOMO | 5.380 | 03/18/24 | 5.380 | 50,000 | | | |
| 01/18/24 | NO REDEMPTIONS | | | | | | | | |
| 01/18/24 | PURCHASES | | | | | | | | |
| | CD | BOFA | 5.350 | 07/24/24 | 5.350 | 50,000 | | | |
| | CD | BOFA | 5.350 | 07/24/24 | 5.350 | 50,000 | | | |
| | CP | MIZUHO NY | | 04/08/24 | 5.300 | 50,000 | | | |
| | CP | MIZUHO NY | | 04/08/24 | 5.300 | 50,000 | | | |
| | CP | SHEFFIELD | | 04/22/24 | 5.350 | 50,000 | | | |
| | CP | SHEFFIELD | | 04/22/24 | 5.350 | 50,000 | | | |
| | CP | NATIXIS NY | | 06/27/24 | 5.210 | 50,000 | | | |
| | CP | NATIXIS NY | | 06/27/24 | 5.210 | 50,000 | | | |
| | CP | NATIXIS NY | | 06/27/24 | 5.210 | 50,000 | | | |
| | CP | BOFA | | 10/01/24 | 5.080 | 50,000 | | | |
| | CP | BOFA | | 10/01/24 | 5.080 | 50,000 | | | |
| | DN | FNMA | | 03/18/24 | 5.205 | 50,000 | | | |
| | DN | FNMA | | 03/18/24 | 5.205 | 50,000 | | | |
| | DN | FNMA | | 03/18/24 | 5.205 | 50,000 | | | |
| | DN | FNMA | | 03/18/24 | 5.205 | 50,000 | | | |
| | DN | FHLMC | | 03/18/24 | 5.210 | 50,000 | | | |
| | DN | FHLMC | | 03/18/24 | 5.210 | 50,000 | | | |
| | TR | BILL | | 05/14/24 | 5.175 | 50,000 | | | |
| | TR | BILL | | 05/14/24 | 5.175 | 50,000 | | | |

INVESTMENT TRANSACTIONS

| <u>DATE</u> | <u>a/</u> <u>TYPE</u> | <u>DESCRIPTION</u> | <u>CPN (%)</u> | <u>MATURITY</u> <u>DATE</u> | <u>b/</u> <u>TRANS</u> <u>YIELD (%)</u> | <u>d/</u> <u>PAR (\$)</u> <u>(000)</u> | <u>DAYS</u> <u>HELD</u> | <u>AMOUNT</u> <u>EARNED (\$)</u> | <u>EFFECTIVE</u> <u>YIELD (%)</u> |
|-----------------|------------------------------|--------------------|----------------|--------------------------------|---|--|----------------------------|-------------------------------------|--------------------------------------|
| 01/18/24 | PURCHASES (Continued) | | | | | | | | |
| | TR | BILL | | 05/14/24 | 5.175 | 50,000 | | | |
| | TR | BILL | | 05/14/24 | 5.175 | 50,000 | | | |
| | TR | BILL | | 06/27/24 | 5.018 | 50,000 | | | |
| | TR | BILL | | 06/27/24 | 5.018 | 50,000 | | | |
| | TR | BILL | | 06/27/24 | 5.018 | 50,000 | | | |
| | TR | BILL | | 06/27/24 | 5.020 | 50,000 | | | |
| | TR | BILL | | 06/27/24 | 5.020 | 50,000 | | | |
| | TR | BILL | | 06/27/24 | 5.020 | 50,000 | | | |
| | TR | BILL | | 07/11/24 | 5.011 | 50,000 | | | |
| | TR | BILL | | 07/11/24 | 5.011 | 50,000 | | | |
| | TR | BILL | | 07/11/24 | 5.011 | 50,000 | | | |
| | TR | BILL | | 07/11/24 | 5.015 | 50,000 | | | |
| | TR | BILL | | 07/11/24 | 5.015 | 50,000 | | | |
| | TR | BILL | | 07/11/24 | 5.015 | 50,000 | | | |
| | TR | BILL | | 07/11/24 | 5.015 | 50,000 | | | |
| | TR | BILL | | 07/11/24 | 5.015 | 50,000 | | | |
| | TR | BILL | | 07/11/24 | 5.015 | 50,000 | | | |
| | YCD | NB CANADA | 5.160 | 01/02/25 | 5.160 | 50,000 | | | |
| | YCD | NB CANADA | 5.160 | 01/02/25 | 5.160 | 50,000 | | | |
| 01/19/24 | NO REDEMPTIONS | | | | | | | | |
| 01/19/24 | PURCHASES | | | | | | | | |
| | DN | FHLB | | 02/28/24 | 5.250 | 50,000 | | | |
| | DN | IFC | | 06/27/24 | 5.000 | 50,000 | | | |
| | DN | IFC | | 06/27/24 | 5.000 | 50,000 | | | |
| | DN | FHLB | | 06/27/24 | 5.025 | 50,000 | | | |
| | DN | FHLB | | 06/27/24 | 5.025 | 50,000 | | | |
| | TR | BILL | | 06/27/24 | 5.010 | 50,000 | | | |
| | TR | BILL | | 06/27/24 | 5.010 | 50,000 | | | |
| | TR | BILL | | 06/27/24 | 5.010 | 50,000 | | | |
| | TR | BILL | | 06/27/24 | 5.010 | 50,000 | | | |
| | TR | BILL | | 06/27/24 | 5.010 | 50,000 | | | |
| | TR | BILL | | 06/27/24 | 5.010 | 50,000 | | | |
| 01/22/24 | REDEMPTIONS | | | | | | | | |
| | CP | CR AG NY | | 01/22/24 | 5.290 | 50,000 | 34 | 249,805.56 | 5.390 |
| | CP | CR AG NY | | 01/22/24 | 5.290 | 50,000 | 34 | 249,805.56 | 5.390 |
| | CP | JUPITER | | 01/22/24 | 5.500 | 50,000 | 76 | 580,555.56 | 5.642 |
| | CP | GOTHAM | | 01/22/24 | 5.520 | 50,000 | 129 | 989,000.00 | 5.710 |
| | CP | MICROSOFT | | 01/22/24 | 5.340 | 50,000 | 130 | 964,166.67 | 5.521 |
| | CP | MICROSOFT | | 01/22/24 | 5.340 | 50,000 | 130 | 964,166.67 | 5.521 |
| | CP | SHEFFIELD | | 01/22/24 | 5.520 | 50,000 | 132 | 1,012,000.00 | 5.712 |
| | CP | SHEFFIELD | | 01/22/24 | 5.520 | 50,000 | 132 | 1,012,000.00 | 5.712 |

INVESTMENT TRANSACTIONS

| <u>DATE</u> | <u>a/</u> <u>TYPE</u> | <u>DESCRIPTION</u> | <u>CPN (%)</u> | <u>MATURITY</u> <u>DATE</u> | <u>b/</u> <u>TRANS</u> <u>YIELD (%)</u> | <u>d/</u> <u>PAR (\$)</u> <u>(000)</u> | <u>DAYS</u> <u>HELD</u> | <u>AMOUNT</u> <u>EARNED (\$)</u> | <u>EFFECTIVE</u> <u>YIELD (%)</u> |
|-----------------|--------------------------------|--------------------|----------------|--------------------------------|---|--|----------------------------|-------------------------------------|--------------------------------------|
| 01/22/24 | REDEMPTIONS (Continued) | | | | | | | | |
| | DN | FNMA | | 01/22/24 | 5.240 | 50,000 | 34 | 247,444.44 | 5.339 |
| | DN | FNMA | | 01/22/24 | 5.240 | 50,000 | 34 | 247,444.44 | 5.339 |
| | DN | IBRD | | 01/22/24 | 5.300 | 50,000 | 76 | 559,444.44 | 5.434 |
| | DN | IBRD | | 01/22/24 | 5.300 | 50,000 | 76 | 559,444.44 | 5.434 |
| | YCD | SWEDBANK | 5.450 | 01/22/24 | 5.450 | 50,000 | 97 | 734,236.11 | 5.526 |
| | YCD | SWEDBANK | 5.450 | 01/22/24 | 5.450 | 50,000 | 97 | 734,236.11 | 5.526 |
| | YCD | NORINCHUK | 5.540 | 01/22/24 | 5.540 | 50,000 | 109 | 838,694.44 | 5.617 |
| | YCD | NORINCHUK | 5.540 | 01/22/24 | 5.540 | 50,000 | 109 | 838,694.44 | 5.617 |
| 01/22/24 | PURCHASES | | | | | | | | |
| | DN | IBRD | | 07/01/24 | 5.000 | 50,000 | | | |
| | DN | IBRD | | 07/01/24 | 5.000 | 50,000 | | | |
| | DN | IBRD | | 07/01/24 | 5.000 | 50,000 | | | |
| 01/23/24 | REDEMPTIONS | | | | | | | | |
| | TR | BILL | | 01/23/24 | 5.260 | 50,000 | 19 | 138,805.56 | 5.348 |
| | TR | BILL | | 01/23/24 | 5.260 | 50,000 | 19 | 138,805.56 | 5.348 |
| | TR | BILL | | 01/23/24 | 5.260 | 50,000 | 19 | 138,805.56 | 5.348 |
| | TR | BILL | | 01/23/24 | 5.260 | 50,000 | 19 | 138,805.56 | 5.348 |
| | TR | BILL | | 01/23/24 | 5.260 | 50,000 | 19 | 138,805.56 | 5.348 |
| | TR | BILL | | 01/23/24 | 5.260 | 50,000 | 19 | 138,805.56 | 5.348 |
| 01/23/24 | PURCHASES | | | | | | | | |
| | CD | BOFA | 5.340 | 09/03/24 | 5.340 | 50,000 | | | |
| | CD | BOFA | 5.340 | 09/03/24 | 5.340 | 50,000 | | | |
| | CP | JUPITER | | 03/27/24 | 5.360 | 50,000 | | | |
| | TR | BILL | | 06/27/24 | 5.035 | 50,000 | | | |
| | TR | BILL | | 06/27/24 | 5.035 | 50,000 | | | |
| | TR | BILL | | 06/27/24 | 5.035 | 50,000 | | | |
| | YCD | MUFG BK | 5.280 | 02/14/24 | 5.280 | 50,000 | | | |
| | YCD | MUFG BK | 5.280 | 02/14/24 | 5.280 | 50,000 | | | |
| | YCD | MUFG BK | 5.280 | 02/14/24 | 5.280 | 50,000 | | | |
| | YCD | CR AG CIB | 5.320 | 02/14/24 | 5.320 | 50,000 | | | |
| | YCD | CR AG CIB | 5.320 | 02/14/24 | 5.320 | 50,000 | | | |
| | YCD | CR AG CIB | 5.320 | 02/14/24 | 5.320 | 50,000 | | | |
| | YCD | MIZUHO | 5.370 | 05/03/24 | 5.370 | 50,000 | | | |
| | YCD | MIZUHO | 5.370 | 05/03/24 | 5.370 | 50,000 | | | |
| | YCD | SE BANKEN | 5.320 | 05/24/24 | 5.320 | 50,000 | | | |
| | YCD | SE BANKEN | 5.320 | 05/24/24 | 5.320 | 50,000 | | | |
| 01/24/24 | REDEMPTIONS | | | | | | | | |
| | CB | WELLS FGO | 3.750 | 01/24/24 | 5.420 | 10,000 | 442 | 647,916.67 | 5.456 |

INVESTMENT TRANSACTIONS

| <u>DATE</u> | <u>a/</u> <u>TYPE</u> | <u>DESCRIPTION</u> | <u>CPN (%)</u> | <u>MATURITY</u> <u>DATE</u> | <u>b/</u> <u>TRANS</u> <u>YIELD (%)</u> | <u>d/</u> <u>PAR (\$)</u> <u>(000)</u> | <u>DAYS</u> <u>HELD</u> | <u>AMOUNT</u> <u>EARNED (\$)</u> | <u>EFFECTIVE</u> <u>YIELD (%)</u> |
|-----------------|--------------------------------|--------------------|----------------|--------------------------------|---|--|----------------------------|-------------------------------------|--------------------------------------|
| 01/24/24 | REDEMPTIONS (Continued) | | | | | | | | |
| | CD | BMO BANK | 5.620 | 01/24/24 | 5.620 | 50,000 | 125 | 975,694.44 | 5.698 |
| | CD | BMO BANK | 5.620 | 01/24/24 | 5.620 | 50,000 | 125 | 975,694.44 | 5.698 |
| | CD | CITIBANK | 5.730 | 01/24/24 | 5.730 | 50,000 | 216 | 1,719,000.00 | 5.810 |
| | CD | CITIBANK | 5.730 | 01/24/24 | 5.730 | 50,000 | 216 | 1,719,000.00 | 5.810 |
| | CP | SOC GEN NY | | 01/24/24 | 5.300 | 50,000 | 19 | 139,861.11 | 5.389 |
| | CP | SOC GEN NY | | 01/24/24 | 5.300 | 50,000 | 19 | 139,861.11 | 5.389 |
| | CP | MUFG BK | | 01/24/24 | 5.320 | 50,000 | 27 | 199,500.00 | 5.529 |
| | CP | MUFG BK | | 01/24/24 | 5.320 | 50,000 | 27 | 199,500.00 | 5.529 |
| | CP | SUMI TRUST | | 01/24/24 | 5.580 | 50,000 | 131 | 1,015,250.00 | 5.775 |
| | CP | SUMI TRUST | | 01/24/24 | 5.580 | 50,000 | 131 | 1,015,250.00 | 5.775 |
| | CP | CAFCO | | 01/24/24 | 5.500 | 50,000 | 133 | 1,015,972.22 | 5.692 |
| | DN | IBRD | | 01/24/24 | 5.300 | 50,000 | 85 | 625,694.44 | 5.442 |
| | DN | IBRD | | 01/24/24 | 5.300 | 50,000 | 85 | 625,694.44 | 5.442 |
| | DN | FHLB | | 01/24/24 | 5.135 | 50,000 | 212 | 1,511,972.22 | 5.369 |
| | DN | FHLB | | 01/24/24 | 5.135 | 50,000 | 212 | 1,511,972.22 | 5.369 |
| | YCD | KBC | 5.320 | 01/24/24 | 5.320 | 50,000 | 40 | 295,555.56 | 5.394 |
| | YCD | KBC | 5.320 | 01/24/24 | 5.320 | 50,000 | 40 | 295,555.56 | 5.394 |
| | YCD | SUMITOMO | 5.650 | 01/24/24 | 5.650 | 50,000 | 92 | 721,944.44 | 5.728 |
| | YCD | SUMITOMO | 5.650 | 01/24/24 | 5.650 | 50,000 | 92 | 721,944.44 | 5.728 |
| | YCD | SVENSKA | 5.470 | 01/24/24 | 5.470 | 50,000 | 105 | 797,708.33 | 5.546 |
| | YCD | SVENSKA | 5.470 | 01/24/24 | 5.470 | 50,000 | 105 | 797,708.33 | 5.546 |
| 01/24/24 | PURCHASES | | | | | | | | |
| | CP | SUMI TRUST | | 04/24/24 | 5.330 | 50,000 | | | |
| | CP | SUMI TRUST | | 04/24/24 | 5.330 | 50,000 | | | |
| | DN | FHLB | | 05/29/24 | 5.100 | 50,000 | | | |
| | DN | FHLB | | 05/29/24 | 5.100 | 50,000 | | | |
| | YCD | SE BANKEN | 5.300 | 07/29/24 | 5.300 | 50,000 | | | |
| | YCD | SE BANKEN | 5.300 | 07/29/24 | 5.300 | 50,000 | | | |
| 01/25/24 | REDEMPTIONS | | | | | | | | |
| | TR | BILL | | 01/25/24 | 4.640 | 50,000 | 349 | 2,249,111.11 | 4.926 |
| | TR | BILL | | 01/25/24 | 4.640 | 50,000 | 349 | 2,249,111.11 | 4.926 |
| | TR | BILL | | 01/25/24 | 4.440 | 50,000 | 364 | 2,244,666.67 | 4.713 |
| | TR | BILL | | 01/25/24 | 4.440 | 50,000 | 364 | 2,244,666.67 | 4.713 |
| | TR | BILL | | 01/25/24 | 4.440 | 50,000 | 364 | 2,244,666.67 | 4.713 |
| 01/25/24 | PURCHASES | | | | | | | | |
| | CD | US BANK | 5.250 | 02/26/24 | 5.250 | 50,000 | | | |
| | CD | US BANK | 5.250 | 02/26/24 | 5.250 | 50,000 | | | |
| | CP | LIBERTY | | 04/24/24 | 5.300 | 50,000 | | | |
| | CP | BNP NY | | 05/24/24 | 5.270 | 50,000 | | | |
| | CP | BNP NY | | 05/24/24 | 5.270 | 50,000 | | | |

INVESTMENT TRANSACTIONS

| <u>DATE</u> | <u>TYPE</u> | <u>a/</u> <u>DESCRIPTION</u> | <u>CPN (%)</u> | <u>MATURITY</u> <u>DATE</u> | <u>b/</u> <u>TRANS</u> <u>YIELD (%)</u> | <u>d/</u> <u>PAR (\$)</u> <u>(000)</u> | <u>DAYS</u> <u>HELD</u> | <u>AMOUNT</u> <u>EARNED (\$)</u> | <u>EFFECTIVE</u> <u>YIELD (%)</u> |
|-----------------|------------------------------|---------------------------------|----------------|--------------------------------|---|--|----------------------------|-------------------------------------|--------------------------------------|
| 01/25/24 | PURCHASES (Continued) | | | | | | | | |
| | DN | FHLB | | 05/08/24 | 5.135 | 50,000 | | | |
| | DN | FHLB | | 05/08/24 | 5.135 | 50,000 | | | |
| | DN | IBRD | | 06/27/24 | 5.050 | 50,000 | | | |
| | DN | IBRD | | 06/27/24 | 5.050 | 50,000 | | | |
| | DN | IFC | | 07/01/24 | 5.000 | 50,000 | | | |
| | DN | IFC | | 07/01/24 | 5.000 | 50,000 | | | |
| | DN | FFCB | | 07/24/24 | 5.000 | 50,000 | | | |
| | DN | FFCB | | 07/24/24 | 5.000 | 50,000 | | | |
| | YCD | NORINCHUK | 5.340 | 02/26/24 | 5.340 | 50,000 | | | |
| | YCD | NORINCHUK | 5.340 | 02/26/24 | 5.340 | 50,000 | | | |
| | YCD | KBC | 5.310 | 03/01/24 | 5.310 | 50,000 | | | |
| | YCD | KBC | 5.310 | 03/01/24 | 5.310 | 50,000 | | | |
| | YCD | SWEDBANK | 5.310 | 05/29/24 | 5.310 | 50,000 | | | |
| | YCD | SWEDBANK | 5.310 | 05/29/24 | 5.310 | 50,000 | | | |
| | YCD | NORDEA ABP | 5.280 | 07/24/24 | 5.280 | 50,000 | | | |
| | YCD | NORDEA ABP | 5.280 | 07/24/24 | 5.280 | 50,000 | | | |
| | YCD | SOC GEN | 5.290 | 07/29/24 | 5.290 | 50,000 | | | |
| | YCD | SOC GEN | 5.290 | 07/29/24 | 5.290 | 50,000 | | | |
| | YCD | CIC | 5.310 | 07/29/24 | 5.310 | 50,000 | | | |
| | YCD | CIC | 5.310 | 07/29/24 | 5.310 | 50,000 | | | |
| 01/26/24 | REDEMPTIONS | | | | | | | | |
| | CP | MUFG BK | | 01/26/24 | 5.390 | 50,000 | 37 | 276,986.11 | 5.495 |
| | CP | MUFG BK | | 01/26/24 | 5.390 | 50,000 | 37 | 276,986.11 | 5.495 |
| | CP | PROCTER | | 01/26/24 | 5.360 | 50,000 | 91 | 677,444.44 | 5.509 |
| | CP | GTA | | 01/26/24 | 5.520 | 50,000 | 99 | 759,000.00 | 5.683 |
| | CP | GTA | | 01/26/24 | 5.520 | 50,000 | 99 | 759,000.00 | 5.683 |
| | DN | FNMA | | 01/26/24 | 5.215 | 50,000 | 35 | 253,506.94 | 5.314 |
| | DN | FNMA | | 01/26/24 | 5.215 | 50,000 | 35 | 253,506.94 | 5.314 |
| | DN | FNMA | | 01/26/24 | 5.225 | 50,000 | 37 | 268,506.94 | 5.326 |
| | DN | FNMA | | 01/26/24 | 5.225 | 50,000 | 37 | 268,506.94 | 5.326 |
| | DN | FNMA | | 01/26/24 | 5.240 | 50,000 | 44 | 320,222.22 | 5.347 |
| | DN | FNMA | | 01/26/24 | 5.240 | 50,000 | 44 | 320,222.22 | 5.347 |
| | DN | IBRD | | 01/26/24 | 5.270 | 50,000 | 119 | 871,013.89 | 5.438 |
| | DN | IBRD | | 01/26/24 | 5.270 | 50,000 | 119 | 871,013.89 | 5.438 |
| | YCD | KBC | 5.310 | 01/26/24 | 5.310 | 50,000 | 31 | 228,625.00 | 5.384 |
| | YCD | KBC | 5.310 | 01/26/24 | 5.310 | 50,000 | 31 | 228,625.00 | 5.384 |
| | YCD | NORINCHUK | 5.610 | 01/26/24 | 5.610 | 50,000 | 105 | 818,125.00 | 5.688 |
| 01/26/24 | PURCHASES | | | | | | | | |
| | CB CL | TOYOTA | 5.000 | 07/26/28 | 5.000 | 25,000 | | | |
| | CB CL | JPM CHASE | 5.250 | 01/26/29 | 5.250 | 25,000 | | | |
| | CP | SHEFFIELD | | 07/29/24 | 5.210 | 50,000 | | | |
| | CP | SHEFFIELD | | 07/29/24 | 5.210 | 50,000 | | | |

INVESTMENT TRANSACTIONS

| <u>DATE</u> | <u>TYPE</u> | <u>a/</u> <u>DESCRIPTION</u> | <u>CPN (%)</u> | <u>MATURITY</u> <u>DATE</u> | <u>b/</u> <u>TRANS</u> <u>YIELD (%)</u> | <u>d/</u> <u>PAR (\$)</u> <u>(000)</u> | <u>DAYS</u> <u>HELD</u> | <u>AMOUNT</u> <u>EARNED (\$)</u> | <u>EFFECTIVE</u> <u>YIELD (%)</u> |
|-----------------|--------------------|---------------------------------|----------------|--------------------------------|---|--|----------------------------|-------------------------------------|--------------------------------------|
| 01/29/24 | REDEMPTIONS | | | | | | | | |
| | CP | APPLE | | 01/29/24 | 5.300 | 50,000 | 20 | 147,222.22 | 5.389 |
| | CP | APPLE | | 01/29/24 | 5.300 | 50,000 | 20 | 147,222.22 | 5.389 |
| | CP | MICROSOFT | | 01/29/24 | 5.350 | 50,000 | 125 | 928,819.44 | 5.527 |
| | CP | CAFCO | | 01/29/24 | 5.510 | 50,000 | 129 | 987,208.33 | 5.699 |
| | CP | MIZUHO NY | | 01/29/24 | 5.500 | 50,000 | 140 | 1,069,444.44 | 5.698 |
| | CP | MIZUHO NY | | 01/29/24 | 5.500 | 50,000 | 140 | 1,069,444.44 | 5.698 |
| | CP | NATIXIS NY | | 01/29/24 | 5.610 | 50,000 | 217 | 1,690,791.67 | 5.887 |
| | CP | NATIXIS NY | | 01/29/24 | 5.610 | 50,000 | 217 | 1,690,791.67 | 5.887 |
| | DEB | FHLB | 5.500 | 01/29/24 | 5.497 | 50,000 | 182 | 1,367,361.11 | 5.484 |
| | DEB | FHLB | 5.500 | 01/29/24 | 5.497 | 50,000 | 182 | 1,367,361.11 | 5.484 |
| | DEB | FHLB | 5.500 | 01/29/24 | 5.497 | 50,000 | 182 | 1,367,361.11 | 5.484 |
| | DN | FNMA | | 01/29/24 | 5.215 | 50,000 | 32 | 231,777.78 | 5.312 |
| | DN | FNMA | | 01/29/24 | 5.215 | 50,000 | 32 | 231,777.78 | 5.312 |
| | DN | FNMA | | 01/29/24 | 5.215 | 50,000 | 38 | 275,236.11 | 5.317 |
| | DN | FNMA | | 01/29/24 | 5.215 | 50,000 | 38 | 275,236.11 | 5.317 |
| | DN | IFC | | 01/29/24 | 5.300 | 50,000 | 105 | 772,916.67 | 5.458 |
| | DN | IFC | | 01/29/24 | 5.300 | 50,000 | 105 | 772,916.67 | 5.458 |
| | DN | IBRD | | 01/29/24 | 5.270 | 50,000 | 126 | 922,250.00 | 5.444 |
| | DN | IBRD | | 01/29/24 | 5.270 | 50,000 | 126 | 922,250.00 | 5.444 |
| | DN | IBRD | | 01/29/24 | 5.270 | 50,000 | 126 | 922,250.00 | 5.444 |
| | DN | FHLB | | 01/29/24 | 5.295 | 50,000 | 132 | 970,750.00 | 5.475 |
| | DN | FHLB | | 01/29/24 | 5.295 | 50,000 | 132 | 970,750.00 | 5.475 |
| | DN | FHLB | | 01/29/24 | 5.205 | 50,000 | 202 | 1,460,291.67 | 5.436 |
| | DN | FHLB | | 01/29/24 | 5.205 | 50,000 | 202 | 1,460,291.67 | 5.436 |
| | DN | FHLB | | 01/29/24 | 5.110 | 50,000 | 223 | 1,582,680.56 | 5.350 |
| | DN | FHLB | | 01/29/24 | 5.110 | 50,000 | 223 | 1,582,680.56 | 5.350 |
| | DN | FHLB | | 01/29/24 | 4.890 | 50,000 | 346 | 2,349,916.67 | 5.202 |
| | DN | FHLB | | 01/29/24 | 4.890 | 50,000 | 346 | 2,349,916.67 | 5.202 |
| | YCD | NORINCHUK | 5.330 | 01/29/24 | 5.330 | 50,000 | 33 | 244,291.67 | 5.404 |
| | YCD | CR AG CIB | 5.320 | 01/29/24 | 5.320 | 50,000 | 34 | 251,222.22 | 5.394 |
| | YCD | CR AG CIB | 5.320 | 01/29/24 | 5.320 | 50,000 | 34 | 251,222.22 | 5.394 |
| | YCD | KBC | 5.310 | 01/29/24 | 5.310 | 50,000 | 53 | 390,875.00 | 5.384 |
| | YCD | KBC | 5.310 | 01/29/24 | 5.310 | 50,000 | 53 | 390,875.00 | 5.384 |
| | YCD | CIBC | 5.530 | 01/29/24 | 5.530 | 50,000 | 94 | 721,972.22 | 5.607 |
| | YCD | CIBC | 5.530 | 01/29/24 | 5.530 | 50,000 | 94 | 721,972.22 | 5.607 |
| | YCD | MUFG BK | 5.660 | 01/29/24 | 5.660 | 50,000 | 110 | 864,722.22 | 5.739 |
| | YCD | MUFG BK | 5.660 | 01/29/24 | 5.660 | 50,000 | 110 | 864,722.22 | 5.739 |
| | YCD | TORONTO | 5.670 | 01/29/24 | 5.670 | 50,000 | 228 | 1,795,500.00 | 5.749 |
| | YCD | TORONTO | 5.670 | 01/29/24 | 5.670 | 50,000 | 228 | 1,795,500.00 | 5.749 |
| 01/29/24 | PURCHASES | | | | | | | | |
| | CP | MIZUHO NY | | 05/29/24 | 5.210 | 50,000 | | | |
| | CP | MIZUHO NY | | 05/29/24 | 5.210 | 50,000 | | | |
| | DN | IBRD | | 06/27/24 | 5.050 | 50,000 | | | |
| | DN | IBRD | | 06/27/24 | 5.050 | 50,000 | | | |
| | DN | IBRD | | 06/27/24 | 5.050 | 50,000 | | | |

INVESTMENT TRANSACTIONS

| <u>DATE</u> | <u>a/</u> <u>TYPE</u> | <u>DESCRIPTION</u> | <u>CPN (%)</u> | <u>MATURITY</u> <u>DATE</u> | <u>b/</u> <u>TRANS</u> <u>YIELD (%)</u> | <u>d/</u> <u>PAR (\$)</u> <u>(000)</u> | <u>DAYS</u> <u>HELD</u> | <u>AMOUNT</u> <u>EARNED (\$)</u> | <u>EFFECTIVE</u> <u>YIELD (%)</u> |
|-----------------|------------------------------|--------------------|----------------|--------------------------------|---|--|----------------------------|-------------------------------------|--------------------------------------|
| 01/29/24 | PURCHASES (Continued) | | | | | | | | |
| | YCD | TORONTO | 5.380 | 04/26/24 | 5.380 | 50,000 | | | |
| | YCD | TORONTO | 5.380 | 04/26/24 | 5.380 | 50,000 | | | |
| 01/30/24 | NO REDEMPTIONS | | | | | | | | |
| 01/30/24 | PURCHASES | | | | | | | | |
| | CP | CR AG NY | | 04/24/24 | 5.290 | 50,000 | | | |
| | CP | CR AG NY | | 04/24/24 | 5.290 | 50,000 | | | |
| | CP | LIBERTY | | 05/01/24 | 5.290 | 50,000 | | | |
| | CP | CIBC HLD | | 07/29/24 | 5.140 | 50,000 | | | |
| | DN | FHLB | | 05/24/24 | 5.120 | 50,000 | | | |
| | DN | FHLB | | 05/24/24 | 5.120 | 50,000 | | | |
| | DN | FHLB | | 06/27/24 | 5.030 | 50,000 | | | |
| | DN | FHLB | | 06/27/24 | 5.030 | 50,000 | | | |
| | DN | IFC | | 07/01/24 | 5.000 | 50,000 | | | |
| | DN | IFC | | 07/01/24 | 5.000 | 50,000 | | | |
| | DN | FHLB | | 07/01/24 | 5.015 | 50,000 | | | |
| | DN | FHLB | | 07/01/24 | 5.015 | 50,000 | | | |
| | DN | FHLB | | 07/15/24 | 5.000 | 50,000 | | | |
| | DN | FHLB | | 07/15/24 | 5.000 | 50,000 | | | |
| | TR | BILL | | 06/27/24 | 5.001 | 50,000 | | | |
| | TR | BILL | | 06/27/24 | 5.001 | 50,000 | | | |
| | TR | BILL | | 06/27/24 | 5.005 | 50,000 | | | |
| | TR | BILL | | 06/27/24 | 5.005 | 50,000 | | | |
| | YCD | KBC | 5.310 | 03/18/24 | 5.310 | 50,000 | | | |
| | YCD | KBC | 5.310 | 03/18/24 | 5.310 | 50,000 | | | |
| | YCD | SVENSKA | 5.330 | 05/01/24 | 5.330 | 50,000 | | | |
| | YCD | SVENSKA | 5.330 | 05/01/24 | 5.330 | 50,000 | | | |
| | YCD | SUMITOMO | 5.160 | 05/24/24 | 5.160 | 50,000 | | | |
| | YCD | SUMITOMO | 5.160 | 05/24/24 | 5.160 | 50,000 | | | |
| | YCD | SE BANKEN | 5.280 | 06/21/24 | 5.280 | 50,000 | | | |
| | YCD | SE BANKEN | 5.280 | 06/21/24 | 5.280 | 50,000 | | | |
| | YCD | SOC GEN | 5.160 | 11/01/24 | 5.160 | 50,000 | | | |
| | YCD | SOC GEN | 5.160 | 11/01/24 | 5.160 | 50,000 | | | |
| 01/31/24 | REDEMPTIONS | | | | | | | | |
| | TR | NOTE | 2.500 | 01/31/24 | 4.633 | 50,000 | 378 | 2,360,563.86 | 4.658 |
| | TR | NOTE | 2.500 | 01/31/24 | 4.633 | 50,000 | 378 | 2,360,563.86 | 4.658 |
| | TR | NOTE | 2.500 | 01/31/24 | 4.633 | 50,000 | 378 | 2,360,563.86 | 4.658 |
| | TR | NOTE | 2.500 | 01/31/24 | 4.637 | 50,000 | 378 | 2,362,516.98 | 4.662 |
| | TR | NOTE | 2.500 | 01/31/24 | 4.637 | 50,000 | 378 | 2,362,516.98 | 4.662 |
| | TR | NOTE | 2.500 | 01/31/24 | 4.637 | 50,000 | 378 | 2,362,516.98 | 4.662 |
| | TR | NOTE | 0.875 | 01/31/24 | 2.015 | 50,000 | 680 | 1,851,681.19 | 2.030 |
| | TR | NOTE | 0.875 | 01/31/24 | 2.015 | 50,000 | 680 | 1,851,681.19 | 2.030 |
| | TR | NOTE | 0.875 | 01/31/24 | 2.015 | 50,000 | 680 | 1,851,681.19 | 2.030 |

INVESTMENT TRANSACTIONS

| <u>DATE</u> | <u>a/</u> <u>TYPE</u> | <u>DESCRIPTION</u> | <u>CPN (%)</u> | <u>MATURITY</u> <u>DATE</u> | <u>b/</u> <u>TRANS</u> <u>YIELD (%)</u> | <u>d/</u> <u>PAR (\$)</u> <u>(000)</u> | <u>DAYS</u> <u>HELD</u> | <u>AMOUNT</u> <u>EARNED (\$)</u> | <u>EFFECTIVE</u> <u>YIELD (%)</u> |
|-------------|------------------------------|--------------------|----------------|--------------------------------|---|--|----------------------------|-------------------------------------|--------------------------------------|
| 01/31/24 | PURCHASES (Continued) | | | | | | | | |
| | DN | FHLB | | 05/01/24 | 5.195 | 50,000 | | | |
| | DN | FHLB | | 05/01/24 | 5.195 | 50,000 | | | |
| | DN | FHLB | | 05/01/24 | 5.195 | 50,000 | | | |
| | DN | IBRD | | 05/08/24 | 5.070 | 50,000 | | | |
| | DN | IBRD | | 05/08/24 | 5.070 | 50,000 | | | |
| | DN | IBRD | | 06/03/24 | 5.050 | 50,000 | | | |
| | DN | IBRD | | 06/03/24 | 5.050 | 50,000 | | | |
| | DN | FHLB | | 06/03/24 | 5.100 | 50,000 | | | |
| | DN | FHLB | | 06/03/24 | 5.100 | 50,000 | | | |
| | DN | FHLB | | 06/10/24 | 5.000 | 50,000 | | | |
| | DN | FHLB | | 06/10/24 | 5.000 | 50,000 | | | |
| | DN | IBRD | | 06/27/24 | 5.000 | 50,000 | | | |
| | DN | IBRD | | 06/27/24 | 5.000 | 50,000 | | | |
| | DN | FHLB | | 06/27/24 | 5.030 | 50,000 | | | |
| | DN | FHLB | | 06/27/24 | 5.030 | 50,000 | | | |
| | DN | FHLB | | 07/24/24 | 5.000 | 50,000 | | | |
| | DN | FHLB | | 07/24/24 | 5.000 | 50,000 | | | |
| | DN | FFCB | | 09/03/24 | 4.850 | 50,000 | | | |
| | DN | FFCB | | 09/03/24 | 4.850 | 50,000 | | | |
| | DN | FFCB | | 10/01/24 | 4.700 | 50,000 | | | |
| | DN | FFCB | | 10/01/24 | 4.700 | 50,000 | | | |
| | TR | BILL | | 02/27/24 | 5.240 | 50,000 | | | |
| | TR | BILL | | 02/27/24 | 5.240 | 50,000 | | | |
| | TR | BILL | | 02/27/24 | 5.255 | 50,000 | | | |
| | TR | BILL | | 02/27/24 | 5.255 | 50,000 | | | |
| | TR | BILL | | 02/27/24 | 5.260 | 50,000 | | | |
| | TR | BILL | | 02/27/24 | 5.260 | 50,000 | | | |
| | TR | BILL | | 02/27/24 | 5.260 | 50,000 | | | |
| | TR | BILL | | 02/27/24 | 5.260 | 50,000 | | | |
| | TR | BILL | | 02/27/24 | 5.260 | 50,000 | | | |
| | TR | BILL | | 02/27/24 | 5.260 | 50,000 | | | |
| | TR | BILL | | 02/27/24 | 5.260 | 50,000 | | | |
| | TR | BILL | | 05/14/24 | 5.140 | 50,000 | | | |
| | TR | BILL | | 05/14/24 | 5.140 | 50,000 | | | |
| | TR | BILL | | 05/14/24 | 5.140 | 50,000 | | | |
| | TR | BILL | | 05/14/24 | 5.150 | 50,000 | | | |
| | TR | BILL | | 05/14/24 | 5.150 | 50,000 | | | |
| | TR | BILL | | 05/14/24 | 5.150 | 50,000 | | | |
| | TR | BILL | | 05/14/24 | 5.160 | 50,000 | | | |
| | TR | BILL | | 05/14/24 | 5.160 | 50,000 | | | |
| | TR | BILL | | 05/14/24 | 5.160 | 50,000 | | | |
| | TR | NOTE | 4.250 | 01/31/26 | 4.332 | 50,000 | | | |
| | TR | NOTE | 4.250 | 01/31/26 | 4.332 | 50,000 | | | |
| | TR | NOTE | 4.250 | 01/31/26 | 4.332 | 50,000 | | | |
| | TR | NOTE | 4.250 | 01/31/26 | 4.332 | 50,000 | | | |
| | TR | NOTE | 4.250 | 01/31/26 | 4.332 | 50,000 | | | |
| | TR | NOTE | 4.250 | 01/31/26 | 4.332 | 50,000 | | | |

INVESTMENT TRANSACTIONS

| <u>DATE</u> | <u>a/</u> <u>TYPE</u> | <u>DESCRIPTION</u> | <u>CPN (%)</u> | <u>MATURITY</u> <u>DATE</u> | <u>b/</u> <u>TRANS</u> <u>YIELD (%)</u> | <u>d/</u> <u>PAR (\$)</u> <u>(000)</u> | <u>DAYS</u> <u>HELD</u> | <u>AMOUNT</u> <u>EARNED (\$)</u> | <u>EFFECTIVE</u> <u>YIELD (%)</u> |
|-------------|------------------------------|--------------------|----------------|--------------------------------|---|--|----------------------------|-------------------------------------|--------------------------------------|
| 01/31/24 | PURCHASES (Continued) | | | | | | | | |
| | TR | NOTE | 4.375 | 12/15/26 | 4.159 | 50,000 | | | |
| | TR | NOTE | 4.375 | 12/15/26 | 4.159 | 50,000 | | | |
| | TR | NOTE | 4.375 | 12/15/26 | 4.159 | 50,000 | | | |
| | TR | NOTE | 4.375 | 12/15/26 | 4.161 | 50,000 | | | |
| | TR | NOTE | 4.375 | 12/15/26 | 4.161 | 50,000 | | | |
| | TR | NOTE | 4.375 | 12/15/26 | 4.161 | 50,000 | | | |
| | TR | NOTE | 4.375 | 12/15/26 | 4.162 | 50,000 | | | |
| | TR | NOTE | 4.375 | 12/15/26 | 4.162 | 50,000 | | | |
| | TR | NOTE | 4.375 | 12/15/26 | 4.162 | 50,000 | | | |
| | YCD | NORINCHUK | 5.320 | 03/04/24 | 5.320 | 50,000 | | | |
| | YCD | NORINCHUK | 5.320 | 03/04/24 | 5.320 | 50,000 | | | |
| | YCD | DNB | 5.300 | 05/03/24 | 5.300 | 50,000 | | | |
| | YCD | DNB | 5.300 | 05/03/24 | 5.300 | 50,000 | | | |
| | YCD | SVENSKA | 5.200 | 11/01/24 | 5.200 | 50,000 | | | |
| | YCD | SVENSKA | 5.200 | 11/01/24 | 5.200 | 50,000 | | | |

FOOTNOTES

- a/** The abbreviations indicate the type of security purchased, sold, or redeemed:
- | | |
|--------|--|
| BA | Bankers Acceptances |
| BN | Bank Notes |
| CB | Corporate Bonds |
| CB CL | Callable Corporate Bonds |
| CB FR | Floating Rate Corporate Bonds |
| CD | Negotiable Certificates of Deposit |
| CD FR | Floating Rate Negotiable Certificates of Deposit |
| CP | Commercial Paper |
| DEB | Federal/Supranational Agency Debentures – Federal Home Loan Bank (FHLB), Federal Home Loan Mortgage Corporation (FHLMC), Federal National Mortgage Association (FNMA), Federal Farm Credit Bank (FFCB), Federal Land Banks (FLB), Federal Intermediate Credit Banks (FICB), Federal Agricultural Mortgage Corporation (FAMC), Central Bank for Cooperatives (CBC), Tennessee Valley Authority (TVA), Commodity Credit Corporation (CCC), International Bank for Reconstruction and Development (IBRD), Inter-American Development Bank (IADB), International Finance Corporation (IFC), Government Development Bank for Puerto Rico (DBPR), European Bank for Reconstruction and Development (EBRD), European Investment Bank (EIB). |
| DEB CL | Federal/Supranational Agency Callable Debentures – FHLB, FHLMC, FNMA, FFCB, FLB, FICB, FAMC, CBC, TVA, CCC, IBRD, IADB, IFC, DBPR, EBRD, EIB, DBPR, EBRD, EIB. |
| DEB FR | Federal/Supranational Agency Floating Rate Debentures – FHLB, FHLMC, FNMA, FFCB, FLB, FICB, FAMC, CBC, TVA, CCC, IBRD, IADB, IFC, DBPR, EBRD, EIB. |
| DN | Federal/Supranational Agency Discount Notes– FHLB, FHLMC, FNMA, FFCB, FLB, FICB, FAMC, CBC, TVA, CCC, IBRD, IADB, IFC, DBPR, EBRD, EIB. |
| PC | Federal Agency Mortgage-backed Pass-through Certificates – FHLMC, FNMA, Government National Mortgage Investment Conduit (GNMA) |
| SBA FR | Floating Rate Small Business Administration (SBA) Loan Pools |
| REMIC | Federal Agency Real Estate Mortgage Investment Conduits – FHLMC, FNMA |
| TR | U.S. Treasury Bills, Notes |
| YCD | Negotiable Yankee Certificates of Deposit |
| YCD FR | Floating Rate Negotiable Yankee Certificates of Deposit |
- b/** Industry standard purchase yield calculation
- c/** Repurchase Agreement
- d/** Par amount of securities purchased, sold or redeemed
- e/** Securities were purchased and sold as of the same date
- f/** Repurchase Agreement against Reverse Repurchase Agreement
- g/** Outright purchase against Reverse Repurchase Agreement
- h/** Security “SWAP” transactions
- i/** Buy back agreement
- | | |
|-----|---|
| RRP | Termination of Reverse Repurchase Agreement |
| RRS | Reverse Repurchase Agreement |

TIME DEPOSITS

| FINANCIAL INSTITUTION | DEPOSIT DATE | YIELD (%) | PAR AMOUNT (\$) | MATURITY DATE |
|----------------------------------|---------------------|------------------|------------------------|----------------------|
| ALHAMBRA | | | | |
| New Omni Bank, N.A. | 08/30/23 | 5.340 | 8,000,000.00 | 02/28/24 |
| New Omni Bank, N.A. | 09/15/23 | 5.300 | 30,000,000.00 | 03/15/24 |
| New Omni Bank, N.A. | 10/12/23 | 5.320 | 9,000,000.00 | 04/11/24 |
| New Omni Bank, N.A. | 11/16/23 | 5.220 | 15,000,000.00 | 05/16/24 |
| BREA | | | | |
| American First Credit Union | 09/06/23 | 5.320 | 27,000,000.00 | 03/06/24 |
| American First Credit Union | 09/22/23 | 5.350 | 23,000,000.00 | 03/22/24 |
| CHICO | | | | |
| Tri Counties Bank | 01/26/24 | 5.080 | 50,000,000.00 | 07/26/24 |
| DIAMOND BAR | | | | |
| Prospectors Federal Credit Union | 11/30/23 | 5.340 | 2,000,000.00 | 02/29/24 |
| DOWNEY | | | | |
| Financial Partners Credit Union | 01/04/24 | 5.290 | 10,000,000.00 | 04/04/24 |
| Financial Partners Credit Union | 01/25/24 | 5.290 | 20,000,000.00 | 04/25/24 |
| EL MONTE | | | | |
| Cathay Bank | 08/17/23 | 5.330 | 50,000,000.00 | 02/15/24 |
| Cathay Bank | 08/23/23 | 5.320 | 100,000,000.00 | 02/21/24 |
| Cathay Bank | 09/14/23 | 5.340 | 25,000,000.00 | 03/14/24 |
| Cathay Bank | 11/09/23 | 5.310 | 125,000,000.00 | 05/09/24 |
| FRESNO | | | | |
| FFB (FKA Fresno First Bank) | 10/05/23 | 5.350 | 2,000,000.00 | 04/04/24 |
| FOLSOM | | | | |
| Safe Credit Union | 11/29/23 | 5.300 | 1,000,000.00 | 05/29/24 |
| GARDEN GROVE | | | | |
| US Metro Bank | 11/17/23 | 5.260 | 5,000,000.00 | 05/17/24 |
| US Metro Bank | 12/06/23 | 5.220 | 10,000,000.00 | 06/05/24 |
| US Metro Bank | 12/07/23 | 5.210 | 20,000,000.00 | 06/06/24 |
| US Metro Bank | 01/17/24 | 5.010 | 20,000,000.00 | 07/17/24 |
| HUNTINGTON BEACH | | | | |
| Nuvison Federal Credit Union | 10/05/23 | 5.410 | 25,000,000.00 | 04/04/24 |

TIME DEPOSITS

| <u>FINANCIAL INSTITUTION</u> | <u>DEPOSIT</u> | | <u>PAR</u> | <u>MATURITY</u> |
|--|----------------|------------------|--------------------|-----------------|
| | <u>DATE</u> | <u>YIELD (%)</u> | <u>AMOUNT (\$)</u> | <u>DATE</u> |
| IRVINE | | | | |
| CommerceWest Bank | 10/05/23 | 5.370 | 30,000,000.00 | 04/04/24 |
| CommerceWest Bank | 10/20/23 | 5.370 | 5,000,000.00 | 04/19/24 |
| CommerceWest Bank | 11/09/23 | 5.290 | 15,000,000.00 | 05/09/24 |
| Commercial Bank of California | 01/04/24 | 5.100 | 1,000,000.00 | 07/05/24 |
| First Foundation Bank | 11/17/23 | 5.360 | 37,000,000.00 | 02/16/24 |
| First Foundation Bank | 11/30/23 | 5.360 | 47,000,000.00 | 02/29/24 |
| Pacific Premier Bank | 09/22/23 | 5.340 | 50,000,000.00 | 03/22/24 |
| Pacific Premier Bank | 11/08/23 | 5.290 | 50,000,000.00 | 05/08/24 |
| Pacific Premier Bank | 11/30/23 | 5.260 | 25,000,000.00 | 05/30/24 |
| Pacific Premier Bank | 12/07/23 | 5.210 | 50,000,000.00 | 06/06/24 |
| Pacific Premier Bank | 01/04/24 | 5.090 | 50,000,000.00 | 07/05/24 |
| LODI | | | | |
| Farmers & Merchants Bank of Central CA | 10/04/23 | 5.360 | 3,000,000.00 | 04/03/24 |
| LOS ANGELES | | | | |
| Bank of Hope | 10/05/23 | 5.410 | 135,000,000.00 | 04/04/24 |
| Bank of Hope | 11/15/23 | 5.320 | 90,000,000.00 | 05/15/24 |
| Bank of Hope | 12/01/23 | 5.240 | 75,000,000.00 | 05/31/24 |
| Commonwealth Business Bank | 09/07/23 | 5.310 | 12,000,000.00 | 03/07/24 |
| Commonwealth Business Bank | 11/02/23 | 5.360 | 5,000,000.00 | 05/02/24 |
| Commonwealth Business Bank | 12/08/23 | 5.180 | 13,000,000.00 | 06/07/24 |
| CTBC Bank Corp. (USA) | 08/18/23 | 5.320 | 60,000,000.00 | 02/16/24 |
| CTBC Bank Corp. (USA) | 09/15/23 | 5.350 | 40,000,000.00 | 03/15/24 |
| CTBC Bank Corp. (USA) | 10/12/23 | 5.370 | 50,000,000.00 | 04/11/24 |
| Hanmi Bank | 08/11/23 | 5.310 | 15,000,000.00 | 02/09/24 |
| Hanmi Bank | 09/14/23 | 5.340 | 25,000,000.00 | 03/14/24 |
| Hanmi Bank | 11/09/23 | 5.310 | 30,000,000.00 | 05/09/24 |
| Hanmi Bank | 12/14/23 | 5.230 | 30,000,000.00 | 06/13/24 |
| Hanmi Bank | 01/10/24 | 5.080 | 20,000,000.00 | 07/10/24 |
| Manufacturers Bank | 11/30/23 | 5.340 | 20,000,000.00 | 02/29/24 |
| Open Bank | 11/30/23 | 5.310 | 10,000,000.00 | 02/29/24 |
| Open Bank | 12/06/23 | 5.280 | 10,000,000.00 | 03/06/24 |
| Open Bank | 10/25/23 | 5.350 | 16,000,000.00 | 04/24/24 |
| Open Bank | 11/01/23 | 5.360 | 10,000,000.00 | 05/01/24 |
| Open Bank | 01/04/24 | 5.090 | 14,000,000.00 | 07/05/24 |
| PCB Bank (FKA Pacific City Bank) | 09/13/23 | 5.320 | 20,000,000.00 | 03/13/24 |
| PCB Bank (FKA Pacific City Bank) | 10/05/23 | 5.370 | 30,000,000.00 | 04/04/24 |
| PCB Bank (FKA Pacific City Bank) | 10/13/23 | 5.350 | 10,000,000.00 | 04/12/24 |
| Preferred Bank | 09/13/23 | 5.300 | 125,000,000.00 | 03/13/24 |
| Preferred Bank | 11/09/23 | 5.270 | 20,000,000.00 | 05/09/24 |
| Royal Business Bank | 11/02/23 | 5.370 | 50,000,000.00 | 02/01/24 |
| Royal Business Bank | 11/10/23 | 5.330 | 30,000,000.00 | 02/09/24 |
| State Bank of India (California) | 09/13/23 | 5.340 | 30,000,000.00 | 03/13/24 |

TIME DEPOSITS

| <u>FINANCIAL INSTITUTION</u> | <u>DEPOSIT</u> | | <u>PAR</u> | <u>MATURITY</u> |
|------------------------------|----------------|------------------|--------------------|-----------------|
| | <u>DATE</u> | <u>YIELD (%)</u> | <u>AMOUNT (\$)</u> | <u>DATE</u> |
| OAKLAND | | | | |
| Beneficial State Bank | 12/08/23 | 5.220 | 1,000,000.00 | 06/07/24 |
| California Bank of Commerce | 09/14/23 | 5.340 | 5,000,000.00 | 03/14/24 |
| California Bank of Commerce | 10/04/23 | 5.380 | 13,500,000.00 | 04/03/24 |
| California Bank of Commerce | 11/01/23 | 5.360 | 5,000,000.00 | 05/01/24 |
| California Bank of Commerce | 12/01/23 | 5.220 | 10,000,000.00 | 05/31/24 |
| Metropolitan Bank | 08/17/23 | 5.330 | 1,000,000.00 | 02/15/24 |
| Metropolitan Bank | 08/31/23 | 5.340 | 2,000,000.00 | 02/29/24 |
| ONTARIO | | | | |
| Citizens Business Bank | 11/30/23 | 5.310 | 50,000,000.00 | 02/29/24 |
| Citizens Business Bank | 12/13/23 | 5.220 | 100,000,000.00 | 06/12/24 |
| PALOS VERDES ESTATES | | | | |
| Malaga Bank F.S.B. | 01/04/24 | 5.070 | 5,000,000.00 | 07/05/24 |
| Malaga Bank F.S.B. | 01/12/24 | 5.060 | 46,000,000.00 | 07/12/24 |
| PASADENA | | | | |
| American Plus Bank, N.A. | 11/09/23 | 5.290 | 4,000,000.00 | 02/08/24 |
| American Plus Bank, N.A. | 11/15/23 | 5.270 | 8,000,000.00 | 02/14/24 |
| American Plus Bank, N.A. | 09/15/23 | 5.300 | 5,000,000.00 | 03/15/24 |
| American Plus Bank, N.A. | 10/06/23 | 5.330 | 10,000,000.00 | 04/05/24 |
| American Plus Bank, N.A. | 01/19/24 | 5.020 | 14,000,000.00 | 07/19/24 |
| American Plus Bank, N.A. | 01/26/24 | 5.030 | 6,000,000.00 | 07/26/24 |
| American Plus Bank, N.A. | 01/31/24 | 5.000 | 3,000,000.00 | 07/31/24 |
| East West Bank | 01/04/24 | 5.070 | 50,000,000.00 | 07/05/24 |
| East West Bank | 01/10/24 | 5.060 | 175,000,000.00 | 07/10/24 |
| East West Bank | 01/26/24 | 5.050 | 75,000,000.00 | 07/26/24 |
| Wescom Central Credit Union | 12/08/23 | 5.330 | 20,000,000.00 | 03/08/24 |
| Wescom Central Credit Union | 12/13/23 | 5.310 | 50,000,000.00 | 03/13/24 |
| Wescom Central Credit Union | 01/11/24 | 5.310 | 50,000,000.00 | 04/11/24 |
| Wescom Central Credit Union | 01/12/24 | 5.310 | 25,000,000.00 | 04/12/24 |
| PORTERVILLE | | | | |
| Bank of The Sierra | 09/07/23 | 5.330 | 5,000,000.00 | 03/07/24 |
| Bank of The Sierra | 10/26/23 | 5.370 | 10,000,000.00 | 04/25/24 |
| REDDING | | | | |
| Cornerstone Community Bank | 08/11/23 | 5.310 | 8,500,000.00 | 02/09/24 |
| Cornerstone Community Bank | 10/18/23 | 5.370 | 9,000,000.00 | 04/17/24 |

TIME DEPOSITS

| <u>FINANCIAL INSTITUTION</u> | <u>DEPOSIT</u> | | <u>PAR</u> | <u>MATURITY</u> |
|----------------------------------|----------------|------------------|--------------------|-----------------|
| | <u>DATE</u> | <u>YIELD (%)</u> | <u>AMOUNT (\$)</u> | <u>DATE</u> |
| REDWOOD CITY | | | | |
| Provident Credit Union | 08/10/23 | 5.310 | 20,000,000.00 | 02/08/24 |
| Provident Credit Union | 08/17/23 | 5.330 | 20,000,000.00 | 02/15/24 |
| Provident Credit Union | 09/01/23 | 5.350 | 20,000,000.00 | 03/01/24 |
| Provident Credit Union | 09/06/23 | 5.320 | 20,000,000.00 | 03/06/24 |
| Provident Credit Union | 09/14/23 | 5.350 | 40,000,000.00 | 03/14/24 |
| Provident Credit Union | 09/15/23 | 5.350 | 20,000,000.00 | 03/15/24 |
| Provident Credit Union | 10/05/23 | 5.400 | 20,000,000.00 | 04/04/24 |
| Provident Credit Union | 11/02/23 | 5.390 | 50,000,000.00 | 05/02/24 |
| Provident Credit Union | 01/11/24 | 5.100 | 20,000,000.00 | 07/11/24 |
| Provident Credit Union | 01/11/24 | 5.100 | 20,000,000.00 | 07/11/24 |
| ROWLAND HEIGHTS | | | | |
| First General Bank | 10/04/23 | 5.340 | 1,000,000.00 | 04/03/24 |
| ROSEMEAD | | | | |
| Pacific Alliance Bank | 10/04/23 | 5.380 | 4,000,000.00 | 04/03/24 |
| ROSEVILLE | | | | |
| Five Star Bank | 11/30/23 | 5.290 | 75,000,000.00 | 02/29/24 |
| Five Star Bank | 09/14/23 | 5.320 | 50,000,000.00 | 03/14/24 |
| Five Star Bank | 11/29/23 | 5.260 | 50,000,000.00 | 05/29/24 |
| Five Star Bank | 12/13/23 | 5.22 | 10,000,000.00 | 06/12/24 |
| Five Star Bank | 01/11/24 | 5.090 | 75,000,000.00 | 07/11/24 |
| SACRAMENTO | | | | |
| Golden 1 Credit Union | 09/06/23 | 5.330 | 75,000,000.00 | 03/06/24 |
| Golden 1 Credit Union | 11/02/23 | 5.400 | 150,000,000.00 | 05/02/24 |
| Golden 1 Credit Union | 12/14/23 | 5.250 | 75,000,000.00 | 06/13/24 |
| SAN DIEGO | | | | |
| Axos Bank | 08/30/23 | 5.360 | 25,000,000.00 | 02/28/24 |
| Axos Bank | 09/13/23 | 5.320 | 100,000,000.00 | 03/13/24 |
| Axos Bank | 10/11/23 | 5.370 | 50,000,000.00 | 04/10/24 |
| Axos Bank | 10/18/23 | 5.350 | 25,000,000.00 | 04/17/24 |
| Axos Bank | 12/07/23 | 5.190 | 100,000,000.00 | 06/06/24 |
| Bank of Southern California N.A. | 11/30/23 | 5.310 | 25,000,000.00 | 02/29/24 |
| Bank of Southern California N.A. | 01/18/24 | 5.260 | 10,000,000.00 | 04/18/24 |
| Bank of Southern California N.A. | 11/16/23 | 5.260 | 20,000,000.00 | 05/16/24 |
| Bank of Southern California N.A. | 11/17/23 | 5.260 | 5,000,000.00 | 05/17/24 |
| California Coast Credit Union | 08/16/23 | 5.310 | 1,000,000.00 | 02/14/24 |
| California Coast Credit Union | 01/17/24 | 5.010 | 50,000,000.00 | 07/17/24 |
| Mission Federal Credit Union | 01/04/24 | 5.090 | 50,000,000.00 | 07/05/24 |
| Mission Federal Credit Union | 01/17/24 | 5.010 | 50,000,000.00 | 07/17/24 |

TIME DEPOSITS

| <u>FINANCIAL INSTITUTION</u> | <u>DEPOSIT</u> | | <u>PAR</u> | <u>MATURITY</u> |
|-----------------------------------|----------------|------------------|--------------------|-----------------|
| | <u>DATE</u> | <u>YIELD (%)</u> | <u>AMOUNT (\$)</u> | <u>DATE</u> |
| SAN FRANCISCO | | | | |
| Bank of San Francisco | 09/08/23 | 5.360 | 10,000,000.00 | 03/08/24 |
| Bank of San Francisco | 12/15/23 | 5.190 | 10,000,000.00 | 06/14/24 |
| Mission National Bank | 01/04/24 | 5.240 | 15,000,000.00 | 04/04/24 |
| Mission National Bank | 01/18/24 | 5.240 | 5,000,000.00 | 04/18/24 |
| SAN JOSE | | | | |
| Meriwest Credit Union | 11/08/23 | 5.360 | 10,000,000.00 | 02/07/24 |
| Meriwest Credit Union | 01/11/24 | 5.310 | 10,000,000.00 | 04/11/24 |
| Meriwest Credit Union | 01/24/24 | 5.280 | 25,000,000.00 | 04/24/24 |
| Technology Credit Union | 08/31/23 | 5.360 | 100,000,000.00 | 02/29/24 |
| Technology Credit Union | 10/06/23 | 5.390 | 100,000,000.00 | 04/05/24 |
| Technology Credit Union | 11/02/23 | 5.400 | 50,000,000.00 | 05/02/24 |
| Technology Credit Union | 11/16/23 | 5.280 | 50,000,000.00 | 05/16/24 |
| SANTA ANA | | | | |
| Banc of California, N.A. | 09/01/23 | 5.350 | 25,000,000.00 | 03/01/24 |
| Banc of California, N.A. | 01/11/24 | 5.280 | 75,000,000.00 | 04/11/24 |
| Banc of California, N.A. | 01/17/24 | 5.010 | 75,000,000.00 | 07/17/24 |
| SANTA ROSA | | | | |
| Poppy Bank | 08/17/23 | 5.340 | 30,000,000.00 | 02/15/24 |
| Poppy Bank | 12/06/23 | 5.290 | 72,000,000.00 | 03/06/24 |
| Poppy Bank | 09/08/23 | 5.370 | 23,000,000.00 | 03/08/24 |
| Poppy Bank | 01/18/24 | 5.270 | 70,000,000.00 | 04/18/24 |
| Poppy Bank | 11/29/23 | 5.290 | 50,000,000.00 | 05/29/24 |
| Poppy Bank | 01/10/24 | 5.090 | 50,000,000.00 | 07/10/24 |
| SUN VALLEY | | | | |
| Mission Valley Bank | 11/01/23 | 5.360 | 10,000,000.00 | 05/01/24 |
| TUSTIN | | | | |
| SchoolsFirst Federal Credit Union | 01/31/24 | 5.260 | 50,000,000.00 | 05/01/24 |
| VACAVILLE | | | | |
| Travis Credit Union | 09/08/23 | 5.370 | 100,000,000.00 | 03/08/24 |
| Travis Credit Union | 10/12/23 | 5.370 | 50,000,000.00 | 04/11/24 |
| Travis Credit Union | 11/09/23 | 5.320 | 50,000,000.00 | 05/09/24 |
| Travis Credit Union | 11/15/23 | 5.310 | 25,000,000.00 | 05/15/24 |
| WALNUT CREEK | | | | |
| Mechanics Bank | 11/30/23 | 5.270 | 1,000,000.00 | 05/30/24 |

TIME DEPOSITS

| <u>FINANCIAL INSTITUTION</u> | <u>DEPOSIT DATE</u> | <u>YIELD (%)</u> | <u>PAR AMOUNT (\$)</u> | <u>MATURITY DATE</u> |
|---|---------------------|------------------|-------------------------|----------------------|
| WATSONVILLE | | | | |
| Santa Cruz County Bank | 11/09/23 | 5.290 | 10,000,000.00 | 05/09/24 |
| Santa Cruz County Bank | 01/05/24 | 5.070 | 10,000,000.00 | 07/05/24 |
| TOTAL TIME DEPOSITS JANUARY 2024 | | | 5,188,000,000.00 | |

BANK DEMAND DEPOSITS
JANUARY 2024
 (\$ in thousands)

DAILY BALANCES

| <u>DAY OF MONTH</u> | <u>BANK BALANCES</u> | <u>INTEREST BEARING BANK BALANCES</u> | <u>WARRANTS OUTSTANDING</u> |
|----------------------------|----------------------|---------------------------------------|-----------------------------|
| 1 | \$ 1,080,966 | \$ 980,000 | \$ 5,157,856 |
| 2 | 933,635 | 980,000 | 5,972,953 |
| 3 | 876,797 | 1,125,000 | 5,894,600 |
| 4 | 934,147 | 1,025,000 | 5,511,126 |
| 5 | 814,417 | 1,170,000 | 6,774,180 |
| 6 | 814,417 | 1,170,000 | 6,774,180 |
| 7 | 814,417 | 1,170,000 | 6,774,180 |
| 8 | 863,392 | 1,020,000 | 6,447,521 |
| 9 | 884,772 | 1,155,000 | 6,201,080 |
| 10 | 858,073 | 1,030,000 | 5,129,789 |
| 11 | 853,052 | 1,100,000 | 4,876,357 |
| 12 | 955,699 | 1,200,000 | 4,635,663 |
| 13 | 955,699 | 1,200,000 | 4,635,663 |
| 14 | 955,699 | 1,200,000 | 4,635,663 |
| 15 | 955,699 | 1,200,000 | 4,635,663 |
| 16 | 986,865 | 1,200,000 | 4,241,241 |
| 17 | 942,191 | 1,140,000 | 4,218,473 |
| 18 | 872,947 | 1,185,000 | 4,370,565 |
| 19 | 939,032 | 1,090,000 | 5,024,808 |
| 20 | 939,032 | 1,090,000 | 5,024,808 |
| 21 | 939,032 | 1,090,000 | 5,024,808 |
| 22 | 1,021,960 | 1,175,000 | 4,334,626 |
| 23 | 965,702 | 1,275,000 | 4,138,390 |
| 24 | 952,476 | 1,205,000 | 5,005,533 |
| 25 | 959,244 | 1,275,000 | 4,490,489 |
| 26 | 1,035,156 | 1,300,000 | 4,375,436 |
| 27 | 1,035,156 | 1,300,000 | 4,375,436 |
| 28 | 1,035,156 | 1,300,000 | 4,375,436 |
| 29 | 1,003,352 | 1,195,000 | 4,458,811 |
| 30 | 946,575 | 1,140,000 | 4,546,762 |
| 31 | 964,809 | 1,275,000 | 4,198,694 |
| AVERAGE DOLLAR DAYS | \$938,373 <u>a/</u> | \$1,160,000 <u>b/</u> | |

a/ The prescribed bank balance for January was \$247,551. This consisted of \$180,788 in compensating balances for services, balances for uncollected funds of \$67,358 and a deduction of \$596 for January delayed deposit credit.

b/ Represents the average bank balance in the Interest Bearing Demand Accounts.

**DESIGNATION BY POOLED MONEY INVESTMENT BOARD
 OF TREASURY POOLED MONEY INVESTMENTS AND DEPOSITS**

1895

In accordance with sections 16480 through 16480.8 of the Government Code (GC), the Pooled Money Investment Board, at its meeting on January 17, 2024, has determined and designated the amount of money available for deposit and investment as of January 10, 2024, under said sections. In accordance with sections 16480.1 and 16480.2 of the GC, it is the intent that the money available for deposit or investment be deposited in bank accounts and savings and loan associations or invested in securities in such a manner so as to realize the maximum return consistent with safe and prudent treasury management, and the Board does hereby designate the amount of money available for deposit in bank accounts, savings and loan associations, and for investment in securities and the type of such deposits and investments as follows:

1. In accordance with Treasurer's Office policy, for deposit in demand bank accounts as:

a. Compensating Balance for Services \$ 181,000,000

The active noninterest-bearing bank accounts designation constitutes a calendar month average balance. For purposes of computing the compensating balances, the Treasurer shall exclude from the daily balances any amounts contained therein as a result of nondelivery of securities purchased for "cash" for the Pooled Money Investment Account and shall adjust for any deposits not credited by the bank as of the date of deposit. The balances in such accounts may fall below the above amount provided that the balances computed by dividing the sum of daily balances of that calendar month by the number of days in the calendar month reasonably approximates that amount. The balances may exceed this amount during heavy collection periods or in anticipation of large impending warrant presentations to the Treasury, but the balances are to be maintained in such a manner as to realize the maximum return consistent with safe and prudent treasury management.

b. Interest Bearing Accounts for Cash Flow Variability: \$ 1,500,000,000

| | |
|----------------------|----------------|
| JP Morgan Chase Bank | \$ 500,000,000 |
| BMO Bank, N.A. | \$ 500,000,000 |
| US Bank | \$ 500,000,000 |

The interest bearing bank account designation represents targeted balances to be averaged over one month's period to smooth cash flow variability. The balances may fluctuate above and below these amounts as needed to manage cash flow variances and to meet daily liquidity needs. Interest earnings for these accounts will be calculated according to the terms of the agreement between the Treasurer's Office and the account's depository bank, paid monthly and recorded as a deposit into the state's main demand deposit account, and allocated quarterly by the State Controller's Office as directed by GC 16475 and GC 16480.6.

2. In accordance with law, for investment in securities authorized by section 16430, GC, or in term interest-bearing deposits in banks and savings and loan associations as follows:

| | From | To | Transactions | In Securities (GC section 16430) | Time Deposits in Various Financial Institutions (GC sections 16503a and 16602) | Estimated Total |
|-----|-----------|-----------|--------------------|-------------------------------------|--|--------------------|
| (1) | 1/15/2024 | 1/19/2024 | \$ 5,253,100,000 | \$ 4,835,800,000 | \$ 5,218,000,000 | \$ 10,053,800,000 |
| (2) | 1/22/2024 | 1/26/2024 | \$ (3,494,900,000) | \$ 1,340,900,000 | \$ 5,218,000,000 | \$ 6,558,900,000 |
| (3) | 1/29/2024 | 2/2/2024 | \$ (465,400,000) | \$ 875,500,000 | \$ 5,218,000,000 | \$ 6,093,500,000 |
| (4) | 2/5/2024 | 2/9/2024 | \$ (1,839,900,000) | \$ (964,400,000) | \$ 5,218,000,000 | \$ 4,253,600,000 |
| (5) | 2/12/2024 | 2/16/2024 | \$ (1,478,300,000) | \$ (2,442,700,000) | \$ 5,218,000,000 | \$ 2,775,300,000 |
| (6) | 2/19/2024 | 2/23/2024 | \$ 1,347,800,000 | \$ (1,094,900,000) | \$ 5,218,000,000 | \$ 4,123,100,000 |

From any of the amounts specifically designated above, not more than 30 percent in the aggregate may be invested in prime commercial paper under section 16430(e), GC.

Additional amounts available in treasury trust account and in the Treasury from time to time, in excess of the amounts and for the same types of investments as specifically designated above.

Provided, that the availability of the amounts shown under paragraph 2 is subject to reduction in the amount by which the bank accounts under paragraph 1 would otherwise be reduced below the calendar month average balance \$ 181,000,000.

Dated: January 17, 2024

POOLED MONEY INVESTMENT BOARD:

Signatures on file at STO

Chair

Member

Member

LOS ANGELES COUNTY TREASURER
PENDING TRANSACTIONS DETAIL REPORT
AS OF FEBRUARY 29, 2024
ATTACHMENT XVIII

| Settle Date | Counter Party | Original Transaction ID | Description | Rate | Maturity Date | Price | Par | Principal | Purchased Interest |
|--------------------------------------|---------------------------------------|-------------------------|------------------------------------|------|---------------|--------|-------------------------|-------------------------|--------------------|
| <u>NTRD - PSI NON-TRADING</u> | | | | | | | | | |
| 03/01/24 | THUNDER BAY FUNDING, LLC | 1214367412 | THUNDER BAY FDG 06/05/24 | 5.29 | 06/05/24 | 98.59 | \$50,000,000.00 | \$49,294,666.67 | \$0.00 |
| 03/01/24 | EMERSON ELECTRIC CO. | 1215301250 | EMERSON ELECTRIC CO. 06/03/24 | 5.28 | 06/03/24 | 98.62 | 50,000,000.00 | 49,310,666.67 | 0.00 |
| 03/01/24 | EMERSON ELECTRIC CO. | 1215301251 | EMERSON ELECTRIC CO. 06/03/24 | 5.28 | 06/03/24 | 98.62 | 50,000,000.00 | 49,310,666.67 | 0.00 |
| 03/01/24 | FEDERAL HOME LOAN BANKS | 1215297649 | FHLBANKS D NOTE 05/31/24 | 5.22 | 05/31/24 | 98.68 | 50,000,000.00 | 49,339,618.06 | 0.00 |
| 03/01/24 | FEDERAL HOME LOAN BANKS | 1215297655 | FHLBANKS D NOTE 05/31/24 | 5.22 | 05/31/24 | 98.68 | 50,000,000.00 | 49,339,618.06 | 0.00 |
| 03/01/24 | FEDERAL HOME LOAN MORTGAGE CORP | 1208388477 | FREDDIE MAC 5.500 02/28/29 '25 MTN | 5.50 | 02/28/29 | 100.00 | 25,000,000.00 | 25,000,000.00 | 0.00 |
| 03/04/24 | THUNDER BAY FUNDING, LLC | 1215297650 | THUNDER BAY FDG 05/22/24 | 5.29 | 05/22/24 | 98.84 | 50,000,000.00 | 49,419,569.44 | 0.00 |
| 03/04/24 | FEDERAL NATIONAL MORTGAGE ASSOCIATION | 1214367400 | FANNIE MAE 5.300 03/04/27 '25 | 5.30 | 03/04/27 | 100.00 | 25,000,000.00 | 25,000,000.00 | 0.00 |
| 03/06/24 | FEDERAL HOME LOAN MORTGAGE CORP | 1211002691 | FREDDIE MAC 5.500 03/06/29 '25 MTN | 5.50 | 03/06/29 | 100.00 | 25,000,000.00 | 25,000,000.00 | 0.00 |
| 03/06/24 | FEDERAL HOME LOAN MORTGAGE CORP | 1211002764 | FREDDIE MAC 5.510 03/06/29 '25 MTN | 5.51 | 03/06/29 | 100.00 | 25,000,000.00 | 25,000,000.00 | 0.00 |
| 03/06/24 | FEDERAL NATIONAL MORTGAGE ASSOCIATION | 1215301249 | FANNIE MAE 5.400 03/06/28 | 5.40 | 03/06/28 | 100.00 | 25,000,000.00 | 25,000,000.00 | 0.00 |
| 03/12/24 | FEDERAL HOME LOAN MORTGAGE CORP | 1213323977 | FREDDIE MAC 5.520 03/12/29 '25 MTN | 5.52 | 03/12/29 | 100.00 | 25,000,000.00 | 25,000,000.00 | 0.00 |
| PSI Non-Trading Total | | | | | | | \$450,000,000.00 | \$446,014,805.57 | \$0.00 |
| Grand Total | | | | | | | \$450,000,000.00 | \$446,014,805.57 | \$0.00 |